



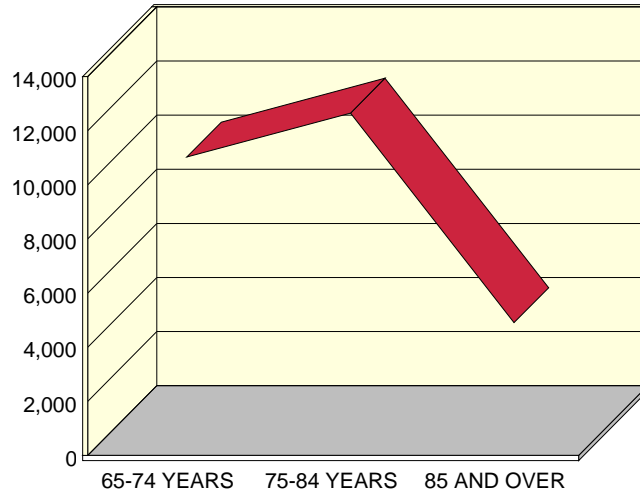
Number of Utilizers by Age Group

Run Date: 10/15/2003

From Month Ending 07/31/2003 To 08/31/2003

Client ID: NCSENR

Age Group	Count of Utilizers
65-74 YEARS	10,385
75-84 YEARS	12,008
85 AND OVER	4,266





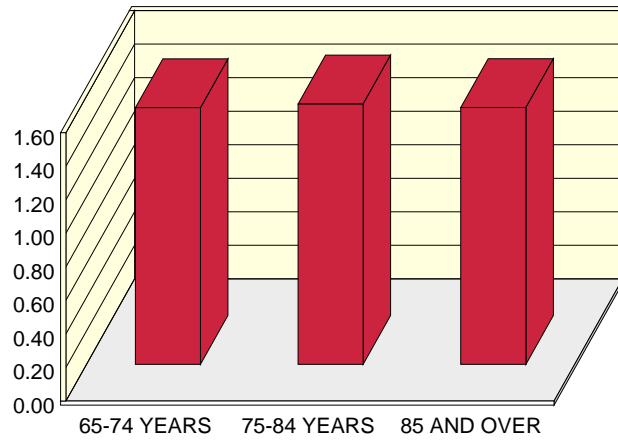
Rate of Utilization by Age

Run Date: 10/15/2003

From Month Ending 07/31/2003 To 08/31/2003

Client ID: NCSENR

Age Group	RX Count per Utilizing Member
65-74 YEARS	1.53
75-84 YEARS	1.55
85 AND OVER	1.53





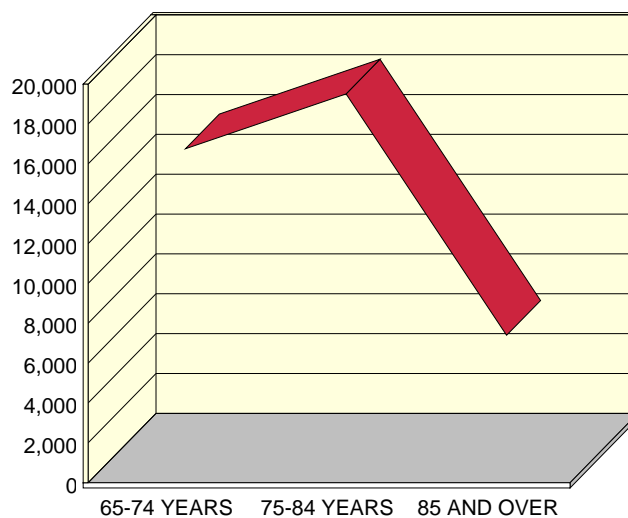
Number of Prescriptions by Age Group

Run Date: 10/15/2003

From Month Ending 07/31/2003 To 08/31/2003

Client ID: NCSENR

Age Group	Rx Count
65-74 YEARS	15,896
75-84 YEARS	18,641
85 AND OVER	6,533





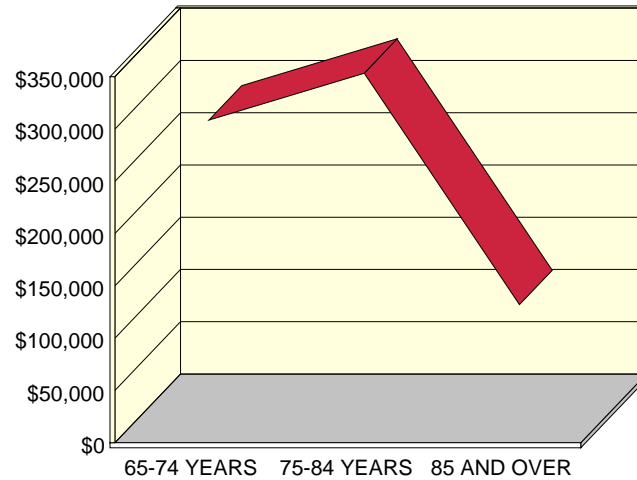
Total Cost by Age Group

Run Date: 10/15/2003

From Month Ending 07/31/2003 To 08/31/2003

Client ID: NCSENR

Age Group	Amount Paid
65-74 YEARS	\$292,347
75-84 YEARS	\$337,003
85 AND OVER	\$115,615





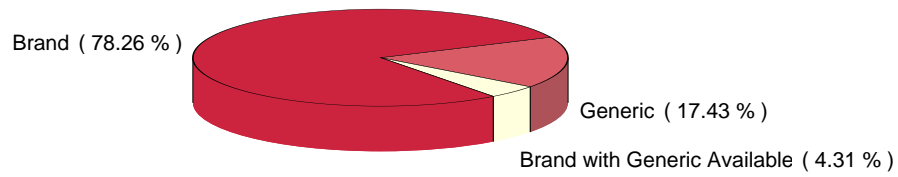
Generic Utilization Summary by Amount Paid

Run Date: 10/15/2003

From Month Ending 07/31/2003 To 08/31/2003

Client ID: NCSENR

Generic Utilization	Amount Paid	Percentage
Brand	\$583,044.83	78.26 %
Brand with Generic Available	\$32,105.29	4.31 %
Generic	\$129,815.17	17.43 %





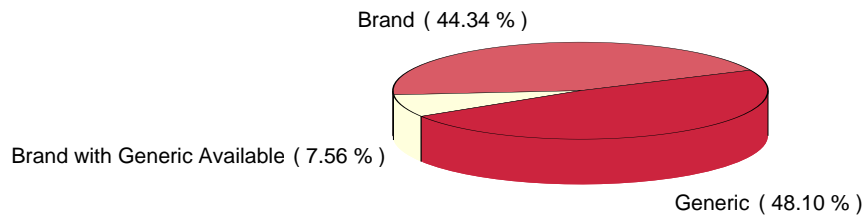
Generic Utilization Summary by Number of Prescriptions

Run Date: 10/15/2003

From Month Ending 07/31/2003 To 08/31/2003

Client ID: NCSENR

Generic Utilization	Rx Count	Percentage
Brand	18,210	44.34 %
Brand with Generic Available	3,104	7.56 %
Generic	19,756	48.10 %





Total Prescription Costs

Run Date: 10/15/2003

From Month Ending 07/31/2003 To 08/31/2003

Client ID: NCSENR

Service Month	Cost to Client	Cost to Member
Jul/03	\$18.22	\$19.35
Aug/03	\$18.06	\$19.24

