

Expenditures Report 2024-25

NCEdge Customized Training Program



submitted to the:

Joint Legislative Education Oversight Committee

September 1, 2025

Dr. Jeff Cox, President



Customized Training Program Expenditures Report FY 2024-2025

CONTENTS

	Pages
EXECUTIVE SUMMARY	i - viii
PROJECT EXPENDITURES	1 - 24
ADDENDUM	25
PROJECTS BY INDUSTRY CLUSTERS	26 - 34
BUSINESS & INDUSTRY SUPPORT SUMMARY OF TRAINING ACTIVITIES	35 - 37
PROJECT COMPLETIONS	38 - 49



EXECUTIVE SUMMARY

The Customized Training Program supports the economic development efforts of the State by providing education, training and support services for eligible new, expanding and existing business and industry in North Carolina (G.S. 115D-5.1) through its network of 58 community colleges, serving all 100 counties of the state. The program goal is to foster and support three key aspects of a company's well-being: Job Growth, Technology Investment and Productivity Enhancement.

The program was developed in recognition of the fact that one of the most important factors for a business or industry considering locating, expanding, or remaining in North Carolina is the ability of the State to ensure the presence of a well-trained workforce. The program is designed to react quickly to the needs of businesses and to respect the confidential nature of proprietary processes and information within those businesses.

North Carolina General Statutes 115D-5.1 (e) (f) (f1) (f2) (f3) reads:

(e) There is created within the North Carolina Community College System the Customized Training Program. The Customized Training Program shall offer programs and training services to assist new and existing business and industry to remain productive, profitable, and within the State.

(f) The State Board shall report on an annual basis to the Joint Legislative Education Oversight Committee on:

- (1) The total amount of funds received by a company under the CIT Program;
- (2) The amount of funds per trainee received by that company;
- (3) The amount of funds received per trainee by the community college delivering the training;
- (4) The number of trainees trained by the company and community college; and
- (5) The number of years that company has been funded.

(f1) Notwithstanding any other provision of law, the State Board of Community Colleges may adopt rules and guidelines that allow the Customized Training Program and the Focused Industrial Training Program to use funds appropriated for those programs to support training projects for the various branches of the United States Armed Forces.

(f2) Funds available to the Customized Training Program shall not revert at the end of a fiscal year but shall remain available until expended. Up to ten percent (10%) of the college delivered training expenditures and up to five percent (5%) of the contractor delivered training expenditures for the prior fiscal year for Customized Training may be allotted to each college for capacity building at that college.

(f3) Of the funds appropriated in a fiscal year for the Customized Training Programs, the State Board of Community Colleges may approve the use of up to eight percent (8%) for the training and support of regional community college personnel to deliver Customized Industry Training Program services to business and industry.

In compliance with NCGS 115D-5.1 (f), this report is submitted as the September 1, 2025 annual expenditures report for the Customized Training Program and includes training activities for the reporting period July 1, 2024 – June 30, 2025.



NCEdge Customized Training Program Guidelines

The following guidelines were adopted by the State Board of Community Colleges on August 15, 2008; amended May 15, 2009.

PURPOSE

The purpose of the NCEdge Customized Training Program is to provide customized training assistance in support of full-time production and direct customer service positions created in the State of North Carolina, thereby enhancing the growth potential of companies located in the state while simultaneously preparing North Carolina's workforce with the skills essential to successful employment in emerging industries.

Colleges will receive an annual base allotment of Customized Training Program funds to support business and industry services. This annual base allotment will include an administrative and an instructional component.

ELIGIBILITY

Those businesses and industries eligible for support through the Customized Training Program include Manufacturing, Technology Intensive (i.e., Information Technology, Life Sciences), Regional or National Warehousing and Distribution Centers, Customer Support Centers, Air Courier Services, National Headquarters with operations outside North Carolina, and Civil Service employees providing technical support to US military installations located in North Carolina.

In order to receive assistance, eligible businesses and industries must demonstrate two or more of the following criteria:

- ◆ The business is making an appreciable capital investment;
- ◆ The business is deploying new technology;
- ◆ The business is creating jobs, expanding an existing workforce, or enhancing the productivity and profitability of the operations within the State; and
- ◆ The skills of the workers will be enhanced by the assistance.

Resources may support training assessment, instructional design, instructional costs, and training delivery for personnel involved in the direct production of goods and services. Production and technology support positions are also eligible for training support.

Full-time probationary employees of qualified Customized Training companies are eligible for training delivered by the community college.

The use of Customized Training funds requires that trainees are paid by the company for all time during training hours.

EXPENDITURE GUIDELINES

Salaries, Wages, and Related Expenses

- ◆ The following priorities will be given to the recruitment and utilization of instructors for Customized Training Program projects: 1) community college permanent or part-time employees; 2) contractors of the community college; and 3) company personnel. It shall be the responsibility of North Carolina Community College System staff and local community college staff to determine the appropriate length and provision of training. This information will be indicated in the Project Profile submitted for approval.
- ◆ Reimbursement for company instructors will be made at a 6:1 or greater trainee to trainer ratio.
- ◆ In those cases when community college staff or contractors are used for instruction, they will be compensated directly in accordance with existing policies and guidelines. In addition to costs of instruction, which includes travel expenses and course preparation time, community college staff or contractors may be reimbursed for costs associated with job analysis, training needs assessment and instructional design. The payment of social security taxes and other employee benefits to community college employees will be made in accordance with existing policies and procedures of the college.
- ◆ Employees of the client company may be used as instructors if community college staff or college contractors with the appropriate expertise are not readily available. The community colleges have the responsibility in such circumstances to ensure that all trainees are registered and to monitor the instruction so as to assure that it is being delivered according to the Training Plan and Project Profile. In such cases where company personnel are used as instructors, the company will be reimbursed the normal hourly rate of pay, less benefits, not to exceed a maximum of \$30.00 per hour. In addition to actual hours of direct instruction, compensation for additional time devoted to training program preparation may be recommended by the Regional Customized Training Director and authorized by the Vice President of Economic Development for the North Carolina Community College System. This amount may not exceed 15 percent of the scheduled training hours or a maximum of 80 hours total. Wages may not be paid to prospective trainers while they are trainees in production operations, and under no circumstances may funds be used to pay trainee wages or salaries. The cost of materials may not be included as an allowance expense if the materials will be part of a marketable product for the company.
- ◆ Colleges will receive a 10 percent administrative allowance based upon the current fiscal year expenditures that support an approved Customized Training project. Clerical staff, administrative personnel, and project coordination staff may be employed by a community college expressly for direct services related to a specific project if recommended by the Regional Customized Training Director and approved by the Vice President of Economic Development. Funding for these positions will not be included in the calculation of college administrative allowance.

- ◆ Administrative allowance earned during the current fiscal year may be carried forward and expended in the following fiscal year. The combination of funding of the annual base allotment to support business and industry services and the available carry forward shall not exceed \$100,000.
- ◆ When recommended by the local community college and the Regional Customized Training Director and approved by the Vice President of Economic Development, Customized Training Program funds may also support training of community college instructors for skill acquisition of strategic technologies associated with a Customized Training Program project. The purpose of these expenditures will be to support specialized college instructor training for skills deemed important for future support of employers within the college's service area.

Travel Expenses

- ◆ Community college instructors may be reimbursed for travel expenses in accordance with local established travel policies and procedures.
- ◆ Out-of-state residents, employed or reimbursed directly by the company, may be temporarily assigned as training instructors and reimbursed for their expenses after having trained six or more company employees. The number of individuals per project supported for travel to the state is subject to negotiation and prior approval, and under such circumstances they will be limited to:
 - a) a maximum of twelve (12) weeks per diem at the currently approved in-state rate.
 - b) one round-trip air fare (coach class, reimbursed at a 14-day prior purchase rate) or cost equivalent for each of the two complete or partial six-week periods of supported state residency.
 - c) local travel allowances as authorized by the Regional Customized Training Director prior to departure.
- ◆ In-state residents serving as instructors and employed by the company may be reimbursed for previously authorized out-of-state travel after having returned and trained six or more company employees in the knowledge or skills acquired as a result of the out-of-state travel. The intent of the out-of-state travel will be to acquire knowledge or skills necessary for project instruction.

The number of individuals supported for out-of-state travel per project is subject to negotiation and prior approval, and under such circumstances they will be limited to:

- a) a maximum of six weeks per diem at the currently approved out-of-state rate. Per diem allowances for international travel may be adjusted for actual cost differences in different locations.
- b) one round-trip air fare (coach class, reimbursed at a 14-day prior purchase rate) or cost equivalent to location of the temporary assignment.
- c) local travel allowances as authorized by the Regional Customized Training Director prior to departure.

Training Facilities

- ◆ Community colleges may be reimbursed for costs associated with providing dedicated training

facilities for Customized Training projects. Reimbursement to the college may be provided for the period required by the client company for dedicated temporary training space, not to exceed twelve months in duration. Funding for training facility costs will not be calculated in the college's administrative allowance.

- ◆ For training provided at existing college facilities, the college may be reimbursed a reasonable cost share of utilities (including electricity, gas, oil, water and sewer) for the space provided to the Customized Training project. If suitable space is not available at a community college permanent facility, colleges may also be reimbursed for the costs of leasing space on a temporary basis. In such cases, colleges may be reimbursed the reasonable costs of leasing, utilities, maintenance, trash and garbage service, protective and security services, and insurance costs. Colleges may not lease temporary training space from Customized Training client companies or their subsidiaries.
- ◆ Colleges may be reimbursed for reasonable costs associated with necessary alterations to facilities to accommodate the training. Pursuant to G.S. 143-34.40, 143-15.3A, and 143-23(a), these reasonable costs cannot be considered as capital expenditures and must be approved by the Vice President of Economic Development prior to the initiation of the project.

Client companies may not be reimbursed for the leasing of training or other facilities through the Customized Training Program. They may, however, be reimbursed the reasonable costs of transporting, installing, and removing training equipment to and from community college-provided training facilities. Customized Training funds may not be used to make repairs or improvements to company-owned equipment.

Training Materials, Supplies, and Equipment

- ◆ The State may provide necessary classroom and training-related supplies and materials in support of a specific training project.
- ◆ Media development services may be provided if recommended by the Regional Customized Training Director and approved by the Vice President of Economic Development.
- ◆ The State may provide, install, and maintain at the training site, standard items of equipment normally associated with vocational/occupational training as available and typically used within the North Carolina Community College System.

APPROVAL PROCEDURES

- ◆ Project Profile and Developmental Authorization forms must be approved by the local community college Director, the community college President, and the Regional Customized Training Director and submitted for approval prior to project initiation. The Project Profile must include total estimated project costs and a project time frame, not to exceed 36 months in duration after project approval. Time frames and project costs may be amended according to project training needs with prior approval from the Vice President of Economic Development.
- ◆ Approval for projects with estimated total expenditures less than \$50,000 may be made by the Vice President of Economic Development. Projects in excess of \$50,000 must be approved by the Vice

President of Economic Development and submitted by the Vice President for secondary approval to a Joint Community College/Department of Commerce Review Panel consisting of a designee of the President of the North Carolina Community College System and a designee of the North Carolina Secretary of Commerce.

- ◆ Project expenditures must be in accordance with the approved Project Profile and may not exceed the amount indicated in the profile without prior amendment and approval.

CAPACITY BUILDING

10 Percent/5 Percent Funds

- ◆ Up to 10% of the college-delivered Customized Training Program expenditures and up to 5% of the contractor-delivered Customized Training Program expenditures for the prior fiscal year may be appropriated by the State Board of Community Colleges to each community college for capacity building through the development of human capital.
- ◆ The community college shall identify instructional delivery deficiencies and how receipt of these funds will address such deficiencies.
- ◆ These funds shall be used for instructor/trainer skill-specific training, certifications, and development of instructional materials at the local level.
- ◆ A projected budget shall be submitted to the Vice President of Economic Development for approval.
- ◆ Community colleges shall evaluate the impact of these capacity-building funds. The results of this impact evaluation shall be shared with the State Board of Community Colleges within the Joint Legislative Education Oversight Committee Annual Report. Future allocations will be dependent upon demonstration of local instructional services capacity building.

Set-Aside Funds

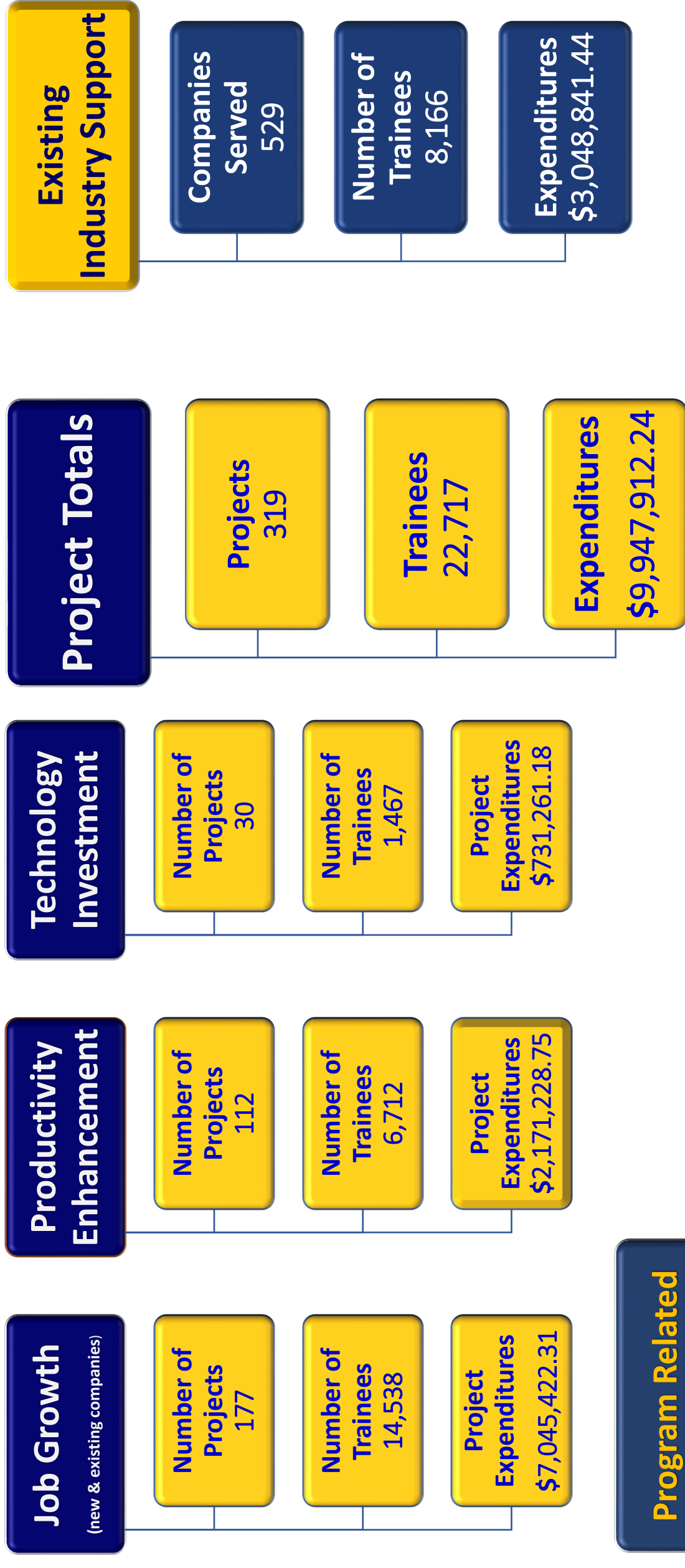
- ◆ Up to 15% of the annual Customized Training Program budget may be appropriated by the State Board of Community Colleges for the support of regional community college personnel to deliver Customized Training Program services to business and industry.
- ◆ Under the direction of the Vice President of Economic Development and the Regional Customized Training Directors, regional support positions will be identified and placed strategically at community colleges to maximize training services to business and industry throughout the State.
- ◆ These regional support positions will be contracted on a 12-month basis and will be re-evaluated at the completion of each contract. Funding may be allotted to the colleges for these regional support positions for up to 18 months.

- ◆ These funds can be used for salary, fringes, travel, subsistence, supplies and materials, and training certifications.
- ◆ The regional support positions will be evaluated at the end of each contract to determine if the strategic initiative of capacity building within the System is being accomplished. The results of the evaluation process will determine the future location of such positions. The results will be shared with the State Board of Community Colleges within the Joint Legislative Education Oversight Committee Annual Report.

GUIDELINES EXCEPTION

- ◆ In unusual or extenuating circumstances, the Vice President of Economic Development may recommend to the President of the North Carolina Community College System and the Secretary of the North Carolina Department of Commerce exceptions to these Guidelines. Exceptions will be documented in a written format and included with the appropriate Project Profile form.

Customized Training Program Total Expenditures: FY 2024-2025



Customized Training Program Totals		
Expenditures	Number Trained	Total Average Cost Per Trainee
\$13,967,372.49	30,883	\$452.27

Customized Training Project Expenditures Data Category Definitions

Column	Data Category	Definition
1	College/Company	North Carolina community college to which funds have been allocated for the support of an approved Customized Training project; the new or existing company supported by Customized Training project funding.
2	Project Type	JG-New = Job Growth for New Company; JG-Existing = Job Growth for Existing Company; PE-Existing = Productivity Enhancement for Existing Company; TI-Existing = Technology Investment for Existing Company.
3	Fiscal Years Funded	Total number of fiscal years the Customized Training project has been funded.
4	Company Training Reimbursement Expenditures	Funds provided directly to a company for instructional and other training-related expenditures allowable under the Customized Training Program.
5	Number Trained by Company Instructors	Number of trainees trained by instructors who are company employees/contractors; number trained by which the company has received program funds to reimburse travel for train-the-trainer company instructors expense, and/or their wages for instruction and company instructors course development time.
6	Average Company Reimbursement Per Trainee	Customized training-related company expenditures divided by the number of trainees trained by company instructors.
7	College Training Expenditures	Funds expended by a community college to support the training of employees and potential employees of a company under the Customized Training Program, including administrative allowance.
8	Number Trained by College Instructors	Number of company trainees trained by either full- or part-time college instructors, contracted community college instructors, NCCCS Regional Trainers, or NCCCS BioNetwork instructors under an approved Customized Training project.
9	Average College Cost Per Trainee	Total Customized Training funds expended by a community college for support of a project, outside of funds provided directly to a company, divided by the total number of trainees trained by community college instructors.
10	Total Expenditures	Total amount of Customized Training funds expended per fiscal year to support an approved project.
11	Total Trained by Company and College Instructors	Total unduplicated number of employees trained under an approved Customized Training project, by training providers listed in columns 5 and 8.
12	Average Total Cost Per Trainee	Total expenditures for an approved Customized Training project divided by the total unduplicated number of trainees.

North Carolina Community College System
Customized Training Project Expenditures
(Funding Purpose 361)
Reporting Period: July 1, 2024 - June 30, 2025

Project Type	Project Type	Number of Fiscal Years Funded	Company Training Reimbursement Expenditures	Number Trained by Company Instructors	Average Company Reimbursement Per Trainee	College Training Expenditures	Number Trained by College Instructors	Average College Cost Per Trainee	Total Expenditures	Total Trained by Company & College Instructors	Average Total Cost Per Trainee
[1]	[2]	[3]	[4]	[5]	[6]	[7]	[8]	[9]	[11]	[12]	[13]

Alamance Community College

Alamance Foods	JG-Existing	1	\$0.00	0	\$0.00	\$6,851.30	73	\$93.85	\$6,851.30	73	\$93.85
Andersen Products (#3)	JG-Existing	3	\$0.00	0	\$0.00	\$11,055.48	96	\$115.16	\$11,055.48	96	\$115.16
BD Diagnostics (#2)	TI-Existing	3	\$0.00	0	\$0.00	\$7,595.00	64	\$118.67	\$7,595.00	64	\$118.67
Carolina Biological Supply (#5)	JG-Existing	3	\$0.00	0	\$0.00	\$93,788.16	421	\$222.77	\$93,788.16	421	\$222.77
Dexco	TI-Existing	1	\$0.00	0	\$0.00	\$5,443.25	22	\$247.42	\$5,443.25	22	\$247.42
Lotus Bakeries	JG-Existing	3	\$0.00	0	\$0.00	\$3,664.37	66	\$55.52	\$3,664.37	66	\$55.52
Sandvik (#2)	PE-Existing	3	\$0.00	0	\$0.00	\$38,104.05	69	\$552.23	\$38,104.05	69	\$552.23
Wilson Brown Sock Company	Expanding	1	\$0.00	0	\$0.00	\$8,462.00	16	\$528.88	\$8,462.00	16	\$528.88
Alamance Total			\$0.00	0	\$0.00	\$174,963.61	827	\$211.56	\$174,963.61	827	\$211.56

Asheville-Buncombe Technical Community College

Arcadia Beverage	TI-Existing	3	\$0.00	0	\$0.00	\$68,535.47	98	\$699.34	\$68,535.47	98	\$699.34
Borg Warner Turbo (#4)	TI-Existing	1	\$0.00	0	\$0.00	\$44,880.90	68	\$660.01	\$44,880.90	68	\$660.01
BorgWarner Turbo Systems (3)	TI-Existing	4	\$0.00	0	\$0.00	\$2,887.50	10	\$288.75	\$2,887.50	10	\$288.75
Burial Beer Co.	PE-Existing	2	\$0.00	0	\$0.00	\$16,154.84	44	\$367.16	\$16,154.84	44	\$367.16
Eaton (#7)	PE-Existing	1	\$0.00	0	\$0.00	\$30,319.75	364	\$83.30	\$30,319.75	364	\$83.30
Fedup Foods (#2)	TI-Existing	1	\$0.00	0	\$0.00	\$14,373.74	58	\$247.82	\$14,373.74	58	\$247.82
G E Aerospace (#5)	JG-Expanding	2	\$0.00	0	\$0.00	\$148,449.59	194	\$765.20	\$148,449.59	194	\$765.20
Jacob Holm Industries (#2)	TI-Existing	4	\$0.00	0	\$0.00	\$10,472.88	38	\$275.60	\$10,472.88	38	\$275.60
Kearfott G & N (#3)	PE-Existing	1	\$0.00	0	\$0.00	\$30,243.75	84	\$360.04	\$30,243.75	84	\$360.04

North Carolina Community College System
Customized Training Project Expenditures
(Funding Purpose 361)
Reporting Period: July 1, 2024 - June 30, 2025

Project Type	Project Type	Number of Fiscal Years Funded	Company Training Reimbursement Expenditures	Number Trained by Company Instructors	Average Company Reimbursement Per Trainee	College Training Expenditures	Number Trained by College Instructors	Average College Cost Per Trainee	Total Expenditures	Total Trained by Company & College Instructors	Average Total Cost Per Trainee
New Belgium Brewing (#4)	TI-Existing	2	\$0.00	0	\$0.00	\$36,861.06	123	\$299.68	\$36,861.06	123	\$299.68
Pratt & Whitney (#2)	JG-Expanding	1	\$0.00	0	\$0.00	\$287,943.01	351	\$820.35	\$287,943.01	351	\$820.35
System Logistics	JG-Expanding	1	\$0.00	0	\$0.00	\$26,143.21	75	\$348.58	\$26,143.21	75	\$348.58
Asheville-Buncombe Total			\$0.00	0	\$0.00	\$717,265.70	1,507	\$475.96	\$717,265.70	1,507	\$475.96

Beaufort County Community College

AAF Flanders (#5)	PE-Existing	1	\$0.00	0	\$0.00	\$6,760.00	34	\$198.82	\$6,760.00	34	\$198.82
Caldwell Marine Designs	PE-Existing	1	\$0.00	0	\$0.00	\$0.00	0	\$0.00	\$0.00	0	\$0.00
Carver Machine Works	PE-Existing	2	\$0.00	0	\$0.00	\$0.00	0	\$0.00	\$0.00	0	\$0.00
idX (#4)	PE-Existing	1	\$0.00	0	\$0.00	\$452.32	9	\$50.26	\$452.32	9	\$50.26
MJM Yachts (#2 Fmrly Seolta)	PE-Existing	1	\$0.00	0	\$0.00	\$6,034.00	45	\$134.09	\$6,034.00	45	\$134.09
Nutrien (#3)	PE-Existing	1	\$0.00	0	\$0.00	\$22,346.05	65	\$343.79	\$22,346.05	65	\$343.79
Oak Ridge Industries	PE-Existing	2	\$0.00	0	\$0.00	\$3,796.00	7	\$542.29	\$3,796.00	7	\$542.29
PAS (#4)	PE-Existing	1	\$0.00	0	\$0.00	\$4,660.92	18	\$258.94	\$4,660.92	18	\$258.94
VT Hackney (#2)	JG-Existing	2	\$0.00	0	\$0.00	\$4,394.41	6	\$732.40	\$4,394.41	6	\$732.40
Beaufort Total			\$0.00	0	\$0.00	\$48,443.70	184	\$263.28	\$48,443.70	184	\$263.28

Bladen Community College

			\$0.00	0	\$0.00	\$0.00	0	\$0.00	\$0.00	0	\$0.00
Bladen Total			\$0.00	0	\$0.00	\$0.00	0	\$0.00	\$0.00	0	\$0.00

Blue Ridge Community College

Kimberly Clark Corp. (#2)	PE-Existing	3	\$0.00	0	\$0.00	\$3,504.30	26	\$134.78	\$3,504.30	26	\$134.78
---------------------------	-------------	---	--------	---	--------	------------	----	----------	------------	----	----------

North Carolina Community College System
Customized Training Project Expenditures
(Funding Purpose 361)
Reporting Period: July 1, 2024 - June 30, 2025

Project Type	Project Type	Number of Fiscal Years Funded	Company Training Reimbursement Expenditures	Number Trained by Company Instructors	Average Company Reimbursement Per Trainee	College Training Expenditures	Number Trained by College Instructors	Average College Cost Per Trainee	Total Expenditures	Total Trained by Company & College Instructors	Average Total Cost Per Trainee
Sierra Nevada Brewing Co. (#2)	PE-Existing	3	\$0.00	0	\$0.00	\$10,809.94	23	\$470.00	\$10,809.94	23	\$470.00
Tageos	JG-New	2	\$47,490.00	31	\$1,531.94	\$5,091.00	13	\$391.62	\$52,581.00	44	\$1,195.02
Blue Ridge Total			\$47,490.00	31	\$1,531.94	\$19,405.24	62	\$312.99	\$66,895.24	93	\$719.30

Brunswick Community College

Blair-HSM Machine Works	TI-Existing	3	\$0.00	0	\$0.00	\$4,154.13	12	\$346.18	\$4,154.13	12	\$346.18
Cygnus Technologies	Expanding	2	\$0.00	0	\$0.00	\$9,346.57	61	\$153.22	\$9,346.57	61	\$153.22
Flow Sciences, Inc.	JG-Existing	3	\$0.00	0	\$0.00	\$1,760.00	45	\$39.11	\$1,760.00	45	\$39.11
MicroSolv Technologies	PE-Existing	1	\$0.00	0	\$0.00	\$385.00	4	\$96.25	\$385.00	4	\$96.25
Pacon Manufacturing	JG-New	3	\$0.00	0	\$0.00	\$25,999.48	75	\$346.66	\$25,999.48	75	\$346.66
Precision Swiss Products, Inc.	JG-New	3	\$0.00	0	\$0.00	\$10,568.15	63	\$167.75	\$10,568.15	63	\$167.75
Walex	JG-Expanding	2	\$0.00	0	\$0.00	\$1,625.70	31	\$52.44	\$1,625.70	31	\$52.44
Brunswick Total			\$0.00	0	\$0.00	\$53,839.03	291	\$185.01	\$53,839.03	291	\$185.01

Caldwell Community College & Technical Institute

Bemis (#2)	TI-Existing	2	\$0.00	0	\$0.00	\$17,270.00	8	\$2,158.75	\$17,270.00	8	2,158.75
Bernhardt	PE-Existing	1	\$0.00	0	\$0.00	\$13,200.00	24	\$550.00	\$13,200.00	24	550.00
Exela Pharma Sciences (#2)	PE-Existing	4	\$0.00	0	\$0.00	\$2,783.00	20	\$139.15	\$2,783.00	20	139.15
Sealed Air (#2)	PE-Existing	2	\$0.00	0	\$0.00	\$4,634.00	109	\$42.51	\$4,634.00	109	42.51
Teijin Automotive Technologies	PE-Existing	2	\$0.00	0	\$0.00	\$19,491.00	20	\$974.55	\$19,491.00	20	974.55
Caldwell Total			\$0.00	0	\$0.00	\$57,378.00	181	\$317.01	\$57,378.00	181	\$317.01

North Carolina Community College System
Customized Training Project Expenditures
(Funding Purpose 361)
Reporting Period: July 1, 2024 - June 30, 2025

Project Type	Project Type	Number of Fiscal Years Funded	Company Training Reimbursement Expenditures	Number Trained by Company Instructors	Average Company Reimbursement Per Trainee	College Training Expenditures	Number Trained by College Instructors	Average College Cost Per Trainee	Total Expenditures	Total Trained by Company & College Instructors	Average Total Cost Per Trainee
--------------	--------------	-------------------------------	---	---------------------------------------	---	-------------------------------	---------------------------------------	----------------------------------	--------------------	--	--------------------------------

Cape Fear Community College

Cloudwyze #2	Expanding	2	\$0.00	0	\$0.00	\$0.00	0	\$0.00	\$0.00	0	\$0.00
Coastal Beverage	PE-Existing	1	\$0.00	0	\$0.00	\$39,638.71	113	\$350.79	\$39,638.71	113	\$350.79
Corning #5	PE-Existing	1	\$0.00	0	\$0.00	\$10,340.87	35	\$295.45	\$10,340.87	35	\$295.45
FedUp Foods	JG-New	1	\$0.00	0	\$0.00	\$2,607.97	47	\$55.49	\$2,607.97	47	\$55.49
Frontier Scientific Solutions	JG-New	1	\$0.00	0	\$0.00	\$0.00	0	\$0.00	\$0.00	0	\$0.00
Gaf Burgaw	JG-Expanding	3	\$0.00	0	\$0.00	\$19,654.57	81	\$242.65	\$19,654.57	81	\$242.65
Ge Aerospace	JG-Expanding	2	\$0.00	0	\$0.00	\$89,495.55	149	\$600.64	\$89,495.55	149	\$600.64
Paperfoam Packaging USA	Expanding	2	\$0.00	0	\$0.00	\$2,851.75	7	\$407.39	\$2,851.75	7	\$407.39
Polyhose USA	JG-New	3	\$0.00	0	\$0.00	\$301.09	10	\$30.11	\$301.09	10	\$30.11
Vantaca #2	PE-Existing	2	\$0.00	0	\$0.00	\$49,042.23	92	\$533.07	\$49,042.23	92	\$533.07
Cape Fear Total			\$0.00	0	\$0.00	\$213,932.74	534	\$400.62	\$213,932.74	534	\$400.62

Carteret Community College

Veneer Technologies, Inc. (#3)	PE-Existing	0	\$0.00	0	\$0.00	\$0.00	0	\$0.00	\$0.00	0	\$0.00
Carteret Total			\$0.00	0	\$0.00	\$0.00	0	\$0.00	\$0.00	0	\$0.00

Catawba Valley Community College

American Fuji Seal	JG-New	1	\$0.00	0	\$0.00	\$9,609.22	18	\$533.85	\$9,609.22	18	\$533.85
Arhaus Furniture	PE-Existing	3	\$0.00	0	\$0.00	\$1,420.79	22	\$64.58	\$1,420.79	22	\$64.58
Cataler North America	JG-New	2	\$0.00	0	\$0.00	\$3,335.68	6	\$555.95	\$3,335.68	6	\$555.95
Certainfeed	PE-Existing	1	\$0.00	0	\$0.00	\$4,327.07	24	\$180.29	\$4,327.07	24	\$180.29

North Carolina Community College System
Customized Training Project Expenditures
(Funding Purpose 361)
Reporting Period: July 1, 2024 - June 30, 2025

Project Type	Project Type	Number of Fiscal Years Funded	Company Training Reimbursement Expenditures	Number Trained by Company Instructors	Average Company Reimbursement Per Trainee	College Training Expenditures	Number Trained by College Instructors	Average College Cost Per Trainee	Total Expenditures	Total Trained by Company & College Instructors	Average Total Cost Per Trainee
Commscope, Inc.	Expanding	1	\$0.00	0	\$0.00	\$16,197.60	18	\$899.87	\$16,197.60	18	\$899.87
Design Foundry	PE-Existing	2	\$0.00	0	\$0.00	\$0.00	0	\$0.00	\$0.00	0	\$0.00
Gusmer Enterprises	PE-New	2	\$0.00	0	\$0.00	\$16,275.41	35	\$465.01	\$16,275.41	35	\$465.01
Sherrill Furniture	PE-Existing	3	\$0.00	0	\$0.00	\$9,649.20	134	\$72.01	\$9,649.20	134	\$72.01
Catawba Valley Total			\$0.00	0	\$0.00	\$60,814.97	257	\$236.63	\$60,814.97	257	\$236.63

Central Carolina Community College

3M Corporation (#3)	PE-Existing	2	\$0.00	0	\$0.00	\$17,117.00	33	\$518.70	\$17,117.00	33	\$518.70
Armtec Defense Technologies	PE-Existing	2	\$0.00	0	\$0.00	\$14,774.80	92	\$160.60	\$14,774.80	92	\$160.60
Astellas Gene Therapies	PE-Existing	1	\$0.00	0	\$0.00	\$21,886.01	76	\$287.97	\$21,886.01	76	\$287.97
Bharat Forge (#2)	PE-Expanding	2	\$0.00	0	\$0.00	\$76,429.36	161	\$474.72	\$76,429.36	161	\$474.72
Boon Edam, Inc. (#2)	PE-Existing	1	\$0.00	0	\$0.00	\$9,988.00	30	\$332.93	\$9,988.00	30	\$332.93
Broadwind Industrial Solutions	PE-Existing	1	\$0.00	0	\$0.00	\$9,515.00	52	\$182.98	\$9,515.00	52	\$182.98
Caterpillar, Inc (#4)	PE-Existing	1	\$0.00	0	\$0.00	\$14,795.00	122	\$121.27	\$14,795.00	122	\$121.27
Conveyor Technologies (#2)	PE-Existing	3	\$0.00	0	\$0.00	\$6,209.50	75	\$82.79	\$6,209.50	75	\$82.79
Coty, Inc. (#4)	PE-Existing	4	\$0.00	0	\$0.00	\$19,596.94	61	\$321.26	\$19,596.94	61	\$321.26
Gaines Oil Company	PE-Expanding	2	\$0.00	0	\$0.00	\$12,022.18	31	\$387.81	\$12,022.18	31	\$387.81
Gould & Goodrich (#2)	PE-Existing	1	\$0.00	0	\$0.00	\$3,062.11	30	\$102.07	\$3,062.11	30	\$102.07
Pentair Water Pool & Spa (#5)	PE-Existing	1	\$0.00	0	\$0.00	\$18,986.00	75	\$253.15	\$18,986.00	75	\$253.15
Pfizer (#3)	PE-Existing	1	\$0.00	0	\$0.00	\$6,190.88	21	\$294.80	\$6,190.88	21	\$294.80
Pfizer Sanford North	JG-Existing	3	\$0.00	0	\$0.00	\$0.00	0	\$0.00	\$0.00	0	\$0.00
Tyson Foods	TI-Existing	1	\$0.00	0	\$0.00	\$47,256.00	50	\$945.12	\$47,256.00	50	\$945.12

North Carolina Community College System
Customized Training Project Expenditures
(Funding Purpose 361)
Reporting Period: July 1, 2024 - June 30, 2025

Project Type	Project Type	Number of Fiscal Years Funded	Company Training Reimbursement Expenditures	Number Trained by Company Instructors	Average Company Reimbursement Per Trainee	College Training Expenditures	Number Trained by College Instructors	Average College Cost Per Trainee	Total Expenditures	Total Trained by Company & College Instructors	Average Total Cost Per Trainee
VinFast (developmental) **	JG-New	3	\$0.00	0	\$0.00	\$43,400.35	0	\$43,400.35	\$43,400.35	0	\$43,400.35
Wolfspeed (Siler City)	JG-New	2	\$0.00	24	\$0.00	\$224,637.00	95	\$2,364.60	\$224,637.00	96	\$2,339.97
Central Carolina Total			\$0.00	24	\$0.00	\$545,866.13	1,004	\$543.69	\$545,866.13	1,005	\$543.15

Central Piedmont Community College

A & W Electric	JG-Expanding	1	\$0.00	0	\$0.00	\$18,558.58	8	\$2,319.82	\$18,558.58	8	\$2,319.82
Boingo Graphics	PE-Existing	2	\$0.00	0	\$0.00	\$11,503.00	9	\$1,278.11	\$11,503.00	9	\$1,278.11
IPEX USA, LLC	JG-Existing	3	\$0.00	0	\$0.00	\$30,877.02	73	\$422.97	\$30,877.02	73	\$422.97
Jenkins Electric	JG-Expanding	2	\$0.00	0	\$0.00	\$19,976.23	53	\$376.91	\$19,976.23	53	\$376.91
Legion Brewing	JG-Existing	3	\$0.00	0	\$0.00	\$12,560.80	26	\$483.11	\$12,560.80	26	\$483.11
RGA Enterprises, Inc.	PE-Existing	3	\$0.00	0	\$0.00	\$3,066.00	9	\$340.67	\$3,066.00	9	\$340.67
Siemens Energy #3	JG-Expanding	2	\$2,610.00	102	\$25.59	\$8,333.54	68	\$122.55	\$10,943.54	123	\$88.97
Siemens-Energy #4	JG-Expanding	1	\$2,205.00	87	\$25.34	\$42,139.83	234	\$180.08	\$44,344.83	261	\$169.90
Central Piedmont Total			\$4,815.00	189	\$25.48	\$147,015.00	480	\$306.28	\$151,830.00	562	\$270.16

Cleveland Community College

AMES/IMC Copper Group	JG-Existing	4	\$0.00	0	\$0.00	\$27,608.41	32	\$862.76	\$27,608.41	32	\$862.76
Coats North America	JG-Existing	3	\$0.00	0	\$0.00	\$20,660.86	44	\$469.57	\$20,660.86	44	\$469.57
Fab-Tec	JG-Expanding	2	\$0.00	0	\$0.00	\$12,541.14	18	\$696.73	\$12,541.14	18	\$696.73
Greenheck Fan Corp. (#3)	JG-Existing	4	\$0.00	0	\$0.00	\$33,117.97	96	\$344.98	\$33,117.97	96	\$344.98
Greenheck Fan Corp (#4)	PE-Existing	1	\$0.00	0	\$0.00	\$18,512.57	210	\$88.16	\$18,512.57	210	\$88.16

North Carolina Community College System
Customized Training Project Expenditures
(Funding Purpose 361)
Reporting Period: July 1, 2024 - June 30, 2025

Project Type	Project Type	Number of Fiscal Years Funded	Company Training Reimbursement Expenditures	Number Trained by Company Instructors	Average Company Reimbursement Per Trainee	College Training Expenditures	Number Trained by College Instructors	Average College Cost Per Trainee	Total Expenditures	Total Trained by Company & College Instructors	Average Total Cost Per Trainee
Southeastern Container (#2)	PE-Existing	1	\$0.00	0	\$0.00	\$16,716.54	54	\$309.57	\$16,716.54	54	\$309.57
Tag (formerly the Armored Group)	JG-New	1	\$0.00	0	\$0.00	\$2,640.00	16	\$165.00	\$2,640.00	16	\$165.00
Walker Woodworking	JG-Existing	3	\$0.00	0	\$0.00	\$10,231.37	27	\$378.94	\$10,231.37	27	\$378.94
Zapps Wholesale	JG-Existing	4	\$0.00	0	\$0.00	\$7,040.00	13	\$541.54	\$7,040.00	13	\$541.54
Cleveland Total			\$0.00	0	\$0.00	\$149,068.86	510	\$292.29	\$149,068.86	510	\$292.29

Coastal Carolina Community College

J&J Snacks (#3)	TI-Existing	1	\$0.00	0	\$0.00	\$2,450.06	12	\$204.17	\$2,450.06	12	\$204.17
Cleveland Total			\$0.00	0	\$0.00	\$2,450.06	12	\$204.17	\$2,450.06	12	\$204.17

College of the Albemarle

NP East	PE-Existing	2	\$0.00	0	\$0.00	\$2,790.95	17	\$164.17	\$2,790.95	17	\$164.17
Regulator Marine (#4)	PE-Existing	0	\$0.00	0	\$0.00	\$0.00	0	\$0.00	\$0.00	0	\$0.00
Sentech #3 (formerly Motion Sensors)	PE-Existing	1	\$0.00	0	\$0.00	\$2,728.00	31	\$88.00	\$2,728.00	31	\$88.00
College of the Albemarle Total			\$0.00	0	\$0.00	\$5,518.95	48	\$114.98	\$5,518.95	48	\$114.98

Craven Community College

BSH Home Appliances Corp (#3)	JG-Existing	4	\$0.00	0	\$0.00	\$2,848.25	27	\$105.49	\$2,848.25	27	\$105.49
Chatsworth Products (#2)	TI-Existing	2	\$0.00	0	\$0.00	\$47,481.26	72	\$659.46	\$47,481.26	72	\$659.46
Craven Total			\$0.00	0	\$0.00	\$50,329.51	99	\$508.38	\$50,329.51	99	\$508.38

Davidson-Davie Community College

Ashley Furniture (#2)	JG-Existing	2	\$0.00	0	\$0.00	\$56,045.00	86	\$651.69	\$56,045.00	86	\$651.69
-----------------------	-------------	---	--------	---	--------	-------------	----	----------	-------------	----	----------

North Carolina Community College System
Customized Training Project Expenditures
(Funding Purpose 361)
Reporting Period: July 1, 2024 - June 30, 2025

Project Type	Project Type	Number of Fiscal Years Funded	Company Training Reimbursement Expenditures	Number Trained by Company Instructors	Average Company Reimbursement Per Trainee	College Training Expenditures	Number Trained by College Instructors	Average College Cost Per Trainee	Total Expenditures	Total Trained by Company & College Instructors	Average Total Cost Per Trainee
Avgol (#3)	JG-Existing	2	\$0.00	0	\$0.00	\$16,025.44	222	\$72.19	\$16,025.44	222	\$72.19
BMK Americas	JG-Expanding	0	\$0.00	0	\$0.00	\$0.00	0	\$0.00	\$0.00	0	\$0.00
Border Concepts, Inc.	JG-Existing	2	\$0.00	0	\$0.00	\$0.00	0	\$0.00	\$0.00	0	\$0.00
Brakebush Brothers, Inc.	JG-Existing	2	\$0.00	0	\$0.00	\$6,215.00	14	\$443.93	\$6,215.00	14	\$443.93
Comfort Bilt, LLC	JG-Existing	3	\$0.00	0	\$0.00	\$32,549.00	35	\$929.97	\$32,549.00	35	\$929.97
CPM Wolverine Proctor (#2)	PE-Existing	0	\$0.00	0	\$0.00	\$0.00	0	\$0.00	\$0.00	0	\$0.00
EGGER Wood Products (#2)	JG-Existing	3	\$0.00	0	\$0.00	\$9,335.50	80	\$116.69	\$9,335.50	80	\$116.69
Liberty Sheds	JG-Expanding	2	\$0.00	0	\$0.00	\$4,804.86	18	\$266.94	\$4,804.86	18	\$266.94
McIntyre Manufacturing Group	JG-Expanding	2	\$0.00	0	\$0.00	\$6,385.50	34	\$187.81	\$6,385.50	34	\$187.81
Mohawk Industries (#2)	JG-Existing	3	\$0.00	0	\$0.00	\$62,397.50	179	\$348.59	\$62,397.50	179	\$348.59
Nucor Steel	JG-New	2	\$0.00	0	\$0.00	\$57,300.47	70	\$818.58	\$57,300.47	70	\$818.58
Woodgrain	PE-Existing	1	\$0.00	0	\$0.00	\$6,440.88	10	\$644.09	\$6,440.88	10	\$644.09
Davidson-Davie Total			\$0.00	0	\$0.00	\$257,499.15	748	\$344.25	\$257,499.15	748	\$344.25

Durham Technical Community College

ABB (Mebane)	PE-Existing	1	\$0.00	0	\$0.00	\$19,804.47	28	\$707.30	\$19,804.47	28	\$707.30
Beam Therapeutics	JG-New	2	\$0.00	0	\$0.00	\$28,730.74	28	\$1,026.10	\$28,730.74	28	\$1,026.10
Biogen (project 3)	JG-Expanding	3	\$0.00	0	\$0.00	\$20,449.35	89	\$229.77	\$20,449.35	89	\$229.77
Carolina Components Group	JG-Existing	3	\$0.00	0	\$0.00	\$11,823.63	56	\$211.14	\$11,823.63	56	\$211.14
Eli Lilly and Company	JG-New	4	\$0.00	0	\$0.00	\$8,873.15	58	\$152.99	\$8,873.15	58	\$152.99
Eli Lilly & Co. (#2)	JG-Expanding	1	\$0.00	0	\$0.00	\$10,066.73	44	\$228.79	\$10,066.73	44	\$228.79

North Carolina Community College System
Customized Training Project Expenditures
(Funding Purpose 361)
Reporting Period: July 1, 2024 - June 30, 2025

Project Type	Project Type	Number of Fiscal Years Funded	Company Training Reimbursement Expenditures	Number Trained by Company Instructors	Average Company Reimbursement Per Trainee	College Training Expenditures	Number Trained by College Instructors	Average College Cost Per Trainee	Total Expenditures	Total Trained by Company & College Instructors	Average Total Cost Per Trainee
GE Aerospace (#3)	JG-Existing	2	\$0.00	0	\$0.00	\$15,703.00	150	\$104.69	\$15,703.00	150	\$104.69
Humacyte (#2)	Expanding	1	\$0.00	0	\$0.00	\$22,226.66	45	\$493.93	\$22,226.66	45	\$493.93
KBI Biopharma (#2)	JG-Existing	4	\$0.00	0	\$0.00	\$34,523.73	89	\$387.91	\$34,523.73	89	\$387.91
Morinaga America Foods (#3)	JG-Existing	3	\$0.00	0	\$0.00	\$23,075.98	158	\$146.05	\$23,075.98	158	\$146.05
UL Solutions	JG-Expanding	1	\$0.00	0	\$0.00	\$495.00	22	\$22.50	\$495.00	22	\$22.50
Wolfspeed (Durham) #5	JG-Expanding	2	\$0.00	0	\$0.00	\$8,534.33	29	\$294.29	\$8,534.33	29	\$294.29
Durham Total			\$0.00	0	\$0.00	\$204,306.77	796	\$256.67	\$204,306.77	796	\$256.67

Edgecombe Community College

ABB (#3)	JG-Existing	2	\$0.00	0	\$0.00	\$3,733.99	71	\$52.59	\$3,733.99	71	\$52.59
Johnson Controls International	JG-Existing	2	\$0.00	0	\$0.00	\$1,392.38	24	\$58.02	\$1,392.38	24	\$58.02
LS Cable & System (#2)	JG-Existing	3	\$0.00	0	\$0.00	\$0.00	0	\$0.00	\$0.00	0	\$0.00
Edgecombe Total			\$0.00	0	\$0.00	\$5,126.37	95	\$53.96	\$5,126.37	95	\$53.96

Fayetteville Technical Community College

eClerx LLC (#2)	PE-Existing	1	\$0.00	0	\$0.00	\$2,748.67	33	\$83.29	\$2,748.67	33	\$83.29
Keeco LLC	PE-Existing	2	\$0.00	0	\$0.00	\$17,906.46	25	\$716.26	\$17,906.46	25	\$716.26
MANN+HUMMEL (#4)	PE-Existing	2	\$0.00	0	\$0.00	\$81,101.48	117	\$693.18	\$81,101.48	117	\$693.18
NFI Distribution Center	PE-Existing	3	\$0.00	0	\$0.00	\$2,209.90	43	\$51.39	\$2,209.90	43	\$51.39
Fayetteville Total			\$0.00	0	\$0.00	\$103,966.51	218	\$476.91	\$103,966.51	218	\$476.91

Forsyth Technical Community College

BekaertDeslee	JG-Existing	3	\$0.00	0	\$0.00	\$3,668.51	13	\$282.19	\$3,668.51	13	\$282.19
---------------	-------------	---	--------	---	--------	------------	----	----------	------------	----	----------

North Carolina Community College System
Customized Training Project Expenditures
(Funding Purpose 361)
Reporting Period: July 1, 2024 - June 30, 2025

Project Type	Project Type	Number of Fiscal Years Funded	Company Training Reimbursement Expenditures	Number Trained by Company Instructors	Average Company Reimbursement Per Trainee	College Training Expenditures	Number Trained by College Instructors	Average College Cost Per Trainee	Total Expenditures	Total Trained by Company & College Instructors	Average Total Cost Per Trainee
Biomerics	JG-Expanding	1	\$0.00	0	\$0.00	\$6,986.38	42	\$166.34	\$6,986.38	42	\$166.34
Clearlight Glass	JG-Expanding	2	\$0.00	0	\$0.00	\$10,466.65	5	\$2,093.33	\$10,466.65	5	\$2,093.33
Corning Optical (#2)	PE-Existing	2	\$0.00	0	\$0.00	\$59,334.35	110	\$539.40	\$59,334.35	110	\$539.40
Excel Interior Doors **	JG-New	1	\$0.00	0	\$0.00	\$1,000.99	0	\$1,000.99	\$1,000.99	0	\$1,000.99
Garner Foods	JG-Expanding	2	\$0.00	0	\$0.00	\$2,518.88	22	\$114.49	\$2,518.88	22	\$114.49
ICD Alloys	PE-Existing	2	\$0.00	0	\$0.00	\$12,610.80	20	\$630.54	\$12,610.80	20	\$630.54
Piedmont Propulsion (#3)	JG-Expanding	1	\$0.00	0	\$0.00	\$1,155.00	15	\$77.00	\$1,155.00	15	\$77.00
Piedmont Propulsion (#2)	JG-Existing	3	\$0.00	0	\$0.00	\$9,534.51	27	\$353.13	\$9,534.51	27	\$353.13
Salem Sports Events, LLC	JG-Existing	3	\$0.00	0	\$0.00	\$1,234.67	4	\$308.67	\$1,234.67	4	\$308.67
Texwipe	JG-Expanding	2	\$0.00	0	\$0.00	\$16,678.90	49	\$340.39	\$16,678.90	49	\$340.39
Thermcraft, Inc.	JG-Existing	3	\$0.00	0	\$0.00	\$19,735.00	24	\$822.29	\$19,735.00	24	\$822.29
Triseal- TeknipleX	JG-Existing	2	\$0.00	0	\$0.00	\$26,693.92	41	\$651.07	\$26,693.92	41	\$651.07
Forsyth Total			\$0.00	0	\$0.00	\$171,618.56	372	\$461.34	\$171,618.56	372	\$461.34

Gaston College

A.B. Carter, Inc.	JG-Existing	2	\$0.00	0	\$0.00	\$16,237.65	39	\$416.35	\$16,237.65	39	\$416.35
Aptar Group, Inc (#4)	JG-Expanding	3	\$0.00	0	\$0.00	\$55,422.32	104	\$532.91	\$55,422.32	104	\$532.91
Blum (#2)	JG-Existing	4	\$0.00	0	\$0.00	\$140,746.87	222	\$633.99	\$140,746.87	222	\$633.99
Blum (#3)	JG-Expanding	1	\$0.00	0	\$0.00	\$56,823.80	73	\$778.41	\$56,823.80	73	\$778.41
Dole Fresh Vegetables (#3)	JG-Existing	4	\$0.00	0	\$0.00	\$136,010.05	215	\$632.60	\$136,010.05	215	\$632.60

North Carolina Community College System
Customized Training Project Expenditures
(Funding Purpose 361)
Reporting Period: July 1, 2024 - June 30, 2025

Project Type	Project Type	Number of Fiscal Years Funded	Company Training Reimbursement Expenditures	Number Trained by Company Instructors	Average Company Reimbursement Per Trainee	College Training Expenditures	Number Trained by College Instructors	Average College Cost Per Trainee	Total Expenditures	Total Trained by Company & College Instructors	Average Total Cost Per Trainee
Huber Technology, Inc.	JG-Expanding	3	\$0.00	0	\$0.00	\$63,293.98	116	\$545.64	\$63,293.98	116	\$545.64
Husky Rack & Wire (#2)	JG-Expanding	3	\$0.00	0	\$0.00	\$34,699.50	156	\$222.43	\$34,699.50	156	\$222.43
HYDAC (#2)	JG-Existing	3	\$0.00	0	\$0.00	\$43,614.72	51	\$855.19	\$43,614.72	51	\$855.19
J & L Machine & Fabrication #2	JG-Existing	3	\$0.00	0	\$0.00	\$18,095.50	33	\$548.35	\$18,095.50	33	\$548.35
LNS Turbo, Inc.	JG-Expanding	0	\$0.00	0	\$0.00	\$0.00	0	\$0.00	\$0.00	0	\$0.00
Owens Corning (#3)	TI-Existing	4	\$0.00	0	\$0.00	\$5,629.80	33	\$170.60	\$5,629.80	33	\$170.60
Parkdale Mills	JG-Expanding	2	\$0.00	0	\$0.00	\$183,022.78	221	\$828.16	\$183,022.78	221	\$828.16
Polykemi, Inc.	JG-New	3	\$0.00	0	\$0.00	\$28,039.00	18	\$1,557.72	\$28,039.00	18	\$1,557.72
Robert Bosch Tool Project (#2)	JG-Expanding	2	\$0.00	0	\$0.00	\$514,786.69	520	\$989.97	\$514,786.69	520	\$989.97
Gaston Total			\$0.00	0	\$0.00	\$1,296,422.66	1,801	\$719.83	\$1,296,422.66	1,801	\$719.83

Guilford Technical Community College

Autel	JG-New	2	\$0.00	0	\$0.00	\$8,263.72	45	\$183.64	\$8,263.72	45	\$183.64
Core Technology Molding (#3)	JG-Existing	3	\$0.00	0	\$0.00	\$0.00	0	\$0.00	\$0.00	0	\$0.00
Core Technology Molding (#4)	JG-Existing	1	\$0.00	0	\$0.00	\$11,876.00	7	\$1,696.57	\$11,876.00	7	\$1,696.57
Harriss & Covington (#2)	JG-Existing	3	\$0.00	0	\$0.00	\$0.00	0	\$0.00	\$0.00	0	\$0.00
HSM Solutions	JG-Expanding	2	\$0.00	0	\$0.00	\$2,888.81	14	\$206.34	\$2,888.81	14	\$206.34
LT Apparel Group	JG-New	2	\$0.00	0	\$0.00	\$34,115.00	94	\$362.93	\$34,115.00	94	\$362.93
Marshall Aerospace	JG-New	1	\$0.00	0	\$0.00	\$20,627.00	6	\$3,437.83	\$20,627.00	6	\$3,437.83
Mickey Truck Bodies	JG-Existing	3	\$0.00	0	\$0.00	\$8,714.86	41	\$212.56	\$8,714.86	41	\$212.56

North Carolina Community College System
Customized Training Project Expenditures
(Funding Purpose 361)
Reporting Period: July 1, 2024 - June 30, 2025

Project Type	Project Type	Number of Fiscal Years Funded	Company Training Reimbursement Expenditures	Number Trained by Company Instructors	Average Company Reimbursement Per Trainee	College Training Expenditures	Number Trained by College Instructors	Average College Cost Per Trainee	Total Expenditures	Total Trained by Company & College Instructors	Average Total Cost Per Trainee
Noregon Project 2	JG-Expanding	2	\$0.00	0	\$0.00	\$10,676.20	49	\$217.88	\$10,676.20	49	\$217.88
Procter & Gamble BOC #2	JG-Existing	2	\$0.00	0	\$0.00	\$86,453.00	46	\$1,879.41	\$86,453.00	46	\$1,879.41
Procter & Gamble Boc #3	JG-Existing	1	\$0.00	0	\$0.00	\$63,048.22	49	\$1,286.70	\$63,048.22	49	\$1,286.70
Procter & Gamble Phc	JG-Existing	3	\$0.00	0	\$0.00	\$31,401.00	12	\$2,616.75	\$31,401.00	12	\$2,616.75
Simply Southern	JG-Existing	3	\$0.00	0	\$0.00	\$5,466.00	14	\$390.43	\$5,466.00	14	\$390.43
Soelect, Inc.	JG-Expanding	2	\$0.00	0	\$0.00	\$5,390.00	14	\$385.00	\$5,390.00	14	\$385.00
Sunlight Batteries USA	JG-Existing	2	\$0.00	0	\$0.00	\$0.00	0	\$0.00	\$0.00	0	\$0.00
Wysong (#3)	JG-Existing	4	\$0.00	0	\$0.00	\$1,235.00	16	\$77.19	\$1,235.00	16	\$77.19
Ziehl-Abegg Inc. (#3)	JG-Existing	3	\$0.00	0	\$0.00	\$27,040.73	98	\$275.93	\$27,040.73	98	\$275.93
Guilford Total			\$0.00	0	\$0.00	\$317,195.54	505	\$628.11	\$317,195.54	505	\$628.11

Halifax Community College

AEL Span (#2)	PE-Existing	2	\$0.00	0	\$0.00	\$4,757.00	11	\$432.45	\$4,757.00	11	\$432.45
Patch Rubber	PE-Existing	1	\$0.00	0	\$0.00	\$1,920.00	6	\$320.00	\$1,920.00	6	\$320.00
PCB Piezotronics (#3)	PE-Existing	1	\$0.00	0	\$0.00	\$15,510.00	36	\$430.83	\$15,510.00	36	\$430.83
Roseburg	JG-New	3	\$0.00	0	\$0.00	\$27,023.00	31	\$871.71	\$27,023.00	31	\$871.71
WestRock	PE-Existing	3	\$0.00	0	\$0.00	\$94,213.88	93	\$1,013.05	\$94,213.88	93	\$1,013.05
Halifax Total			\$0.00	0	\$0.00	\$143,423.88	177	\$810.30	\$143,423.88	177	\$810.30

Haywood Community College

ConMet (Canton) (#3)	TI-Existing	2	\$0.00	0	\$0.00	\$9,350.00	22	\$425.00	\$9,350.00	22	\$425.00
Haywood Total			\$0.00	0	\$0.00	\$9,350.00	22	\$425.00	\$9,350.00	22	\$425.00

North Carolina Community College System
Customized Training Project Expenditures
(Funding Purpose 361)
Reporting Period: July 1, 2024 - June 30, 2025

Project Type	Project Type	Number of Fiscal Years Funded	Company Training Reimbursement Expenditures	Number Trained by Company Instructors	Average Company Reimbursement Per Trainee	College Training Expenditures	Number Trained by College Instructors	Average College Cost Per Trainee	Total Expenditures	Total Trained by Company & College Instructors	Average Total Cost Per Trainee
--------------	--------------	-------------------------------	---	---------------------------------------	---	-------------------------------	---------------------------------------	----------------------------------	--------------------	--	--------------------------------

Isothermal Community College

Bzm	PE-Existing	3	\$0.00	0	\$0.00	\$16,850.14	80	\$210.63	\$16,850.14	80	\$210.63
Trelleborg CF	JG-Expanding	1	\$0.00	0	\$0.00	\$3,323.44	39	\$85.22	\$3,323.44	39	\$85.22
Isothermal Total			\$0.00	0	\$0.00	\$20,173.58	119	\$295.85	\$20,173.58	119	\$169.53

James Sprunt Community College

Carbon Cycle North Carolina	PE-Existing	1	\$0.00	0	\$0.00	\$2,925.85	4	\$731.46	\$2,925.85	4	\$731.46
Design Mode Cabinetry	JG-New	2	\$0.00	0	\$0.00	\$2,820.56	44	\$64.10	\$2,820.56	44	\$64.10
James Sprunt Total			\$0.00	0	\$0.00	\$5,746.41	48	\$795.56	\$5,746.41	48	\$119.72

Johnston Community College

Berry Global (#5)	PE-Existing	2	\$0.00	0	\$0.00	\$8,711.00	40	\$217.78	\$8,711.00	40	\$217.78
Conestoga Wood	JG-Expanding	2	\$0.00	0	\$0.00	\$14,685.90	78	\$188.28	\$14,685.90	78	\$188.28
Grifols - NFB (#5)	JG-Existing	4	\$0.00	0	\$0.00	\$32,464.14	476	\$68.20	\$32,464.14	476	\$68.20
Hales Group (#2)	PE-Expanding	2	\$0.00	0	\$0.00	\$7,722.72	17	\$454.28	\$7,722.72	17	\$454.28
MM Packaging	PE-Existing	1	\$0.00	0	\$0.00	\$1,103.00	21	\$52.52	\$1,103.00	21	\$52.52
PCX Corporation (Clayton)	JG-Existing	3	\$0.00	0	\$0.00	\$4,982.99	9	\$553.67	\$4,982.99	9	\$553.67
Studio Tk (#4)	PE-Existing	2	\$0.00	0	\$0.00	\$25,196.25	29	\$868.84	\$25,196.25	29	\$868.84
Johnston Total			\$0.00	0	\$0.00	\$94,866.00	670	\$141.59	\$94,866.00	670	\$141.59

Lenoir Community College

North Carolina Community College System
Customized Training Project Expenditures
(Funding Purpose 361)
Reporting Period: July 1, 2024 - June 30, 2025

Project Type	Project Type	Number of Fiscal Years Funded	Company Training Reimbursement Expenditures	Number Trained by Company Instructors	Average Company Reimbursement Per Trainee	College Training Expenditures	Number Trained by College Instructors	Average College Cost Per Trainee	Total Expenditures	Total Trained by Company & College Instructors	Average Total Cost Per Trainee
Crown Project (#2)	JG-Expanding	1	\$0.00	0	\$0.00	\$585.00	23	\$25.43	\$585.00	23	\$25.43
Field Controls Company (#3)	JG-Existing	3	\$0.00	0	\$0.00	\$3,401.22	14	\$242.94	\$3,401.22	14	\$242.94
RECONC	JG-New	2	\$0.00	0	\$0.00	\$4,100.87	8	\$512.61	\$4,100.87	8	\$512.61
Lenoir Total			\$0.00	0	\$0.00	\$8,087.09	45	\$179.71	\$8,087.09	45	\$179.71

Martin Community College

Domtar (#5)	PE-Expanding	0	\$0.00	0	\$0.00	\$0.00	0	\$0.00	\$0.00	0	\$0.00
Martin Total			\$0.00	0	\$0.00	\$0.00	0	\$0.00	\$0.00	0	\$0.00

Mayland Community College

BRP (#3)	PE-Existing	1	\$0.00	0	\$0.00	\$5,117.60	54	\$94.77	\$5,117.60	54	\$94.77
New Buck Corporation (#2)	TI-Existing	3	\$0.00	0	\$0.00	\$8,190.12	4	\$2,047.53	\$8,190.12	4	\$2,047.53
Mayland Total			\$0.00	0	\$0.00	\$13,307.72	58	\$2,142.30	\$13,307.72	58	\$229.44

McDowell Technical Community College

Baxter Healthcare (#3)	PE-Existing	3	\$0.00	0	\$0.00	\$25,616.07	18	\$1,423.12	\$25,616.07	18	\$1,423.12
McDowell Total			\$0.00	0	\$0.00	\$25,616.07	18	\$1,423.12	\$25,616.07	18	\$1,423.12

Mitchell Community College

Denso Manufacturing NC	JG-Expanding	2	\$0.00	0	\$0.00	\$191,230.43	310	\$616.87	\$191,230.43	310	\$616.87
Kewaunee Scientific (#3)	TI-Existing	3	\$0.00	0	\$0.00	\$36,360.16	75	\$484.80	\$36,360.16	75	\$484.80

North Carolina Community College System
Customized Training Project Expenditures
(Funding Purpose 361)
Reporting Period: July 1, 2024 - June 30, 2025

Project Type	Project Type	Number of Fiscal Years Funded	Company Training Reimbursement Expenditures	Number Trained by Company Instructors	Average Company Reimbursement Per Trainee	College Training Expenditures	Number Trained by College Instructors	Average College Cost Per Trainee	Total Expenditures	Total Trained by Company & College Instructors	Average Total Cost Per Trainee
Sherwin Williams	JG-Expanding	0	\$0.00	0	\$0.00	\$0.00	0	\$0.00	\$0.00	0	\$0.00
Mitchell Total			\$0.00	0	\$0.00	\$227,590.59	385	\$591.14	\$227,590.59	385	\$591.14

Montgomery Community College

Mohawk Industries, Inc.	TI-Existing	3	\$0.00	0	\$0.00	\$52,080.41	34	\$1,531.78	\$52,080.41	34	\$1,531.78
Montgomery Total			\$0.00	0	\$0.00	\$52,080.41	34	\$1,531.78	\$52,080.41	34	\$1,531.78

Nash Community College

C & W Services	PE-Existing	3	\$0.00	0	\$0.00	\$7,975.00	11	\$725.00	\$7,975.00	11	\$725.00
Hubbell	PE-Existing	1	\$0.00	0	\$0.00	\$523.22	8	\$65.40	\$523.22	8	\$65.40
Pfizer (#4)	JG-Expanding	2	\$0.00	0	\$0.00	\$177,036.77	1,114	\$158.92	\$177,036.77	1,114	\$158.92
Nash Total			\$0.00	0	\$0.00	\$185,534.99	1,133	\$163.76	\$185,534.99	1,133	\$163.76

Pamlico Community College

Pamlico Total			\$0.00	0	\$0.00	\$0.00	0	\$0.00	\$0.00	0	\$0.00
----------------------	--	--	---------------	----------	---------------	---------------	----------	---------------	---------------	----------	---------------

Piedmont Community College

Louisiana Pacific (#2)	PE-Existing	1	\$0.00	0	\$0.00	\$26,626.00	19	\$1,401.37	\$26,626.00	19	\$1,401.37
Open Book Extracts	PE-Existing	1	\$0.00	0	\$0.00	\$506.00	19	\$26.63	\$506.00	19	\$26.63
Polywood Outdoor (#2)	JG-Expanding	2	\$0.00	0	\$0.00	\$43,052.62	74	\$581.79	\$43,052.62	74	\$581.79
Spuntech Industries (#5)	TI-Existing	1	\$0.00	0	\$0.00	\$5,538.26	25	\$221.53	\$5,538.26	25	\$221.53

North Carolina Community College System
Customized Training Project Expenditures
(Funding Purpose 361)
Reporting Period: July 1, 2024 - June 30, 2025

Project Type	Project Type	Number of Fiscal Years Funded	Company Training Reimbursement Expenditures	Number Trained by Company Instructors	Average Company Reimbursement Per Trainee	College Training Expenditures	Number Trained by College Instructors	Average College Cost Per Trainee	Total Expenditures	Total Trained by Company & College Instructors	Average Total Cost Per Trainee
Piedmont Total			\$0.00	0	\$0.00	\$75,722.88	137	\$552.72	\$75,722.88	137	\$552.72
Pitt Community College											
Attindas (#3)	JG-Existing	1	\$0.00	0	\$0.00	\$23,625.00	86	\$274.71	\$23,625.00	86	\$274.71
Boviet Solar	JG-New	1	\$0.00	0	\$0.00	\$4,152.29	25	\$166.09	\$4,152.29	25	\$166.09
CMI Plastics Inc (#5)	JG-Expanding	2	\$0.00	0	\$0.00	\$267.77	6	\$44.63	\$267.77	6	\$44.63
Hyster-Yale (#5)	PE-Expanding	2	\$0.00	0	\$0.00	\$41,829.15	144	\$290.48	\$41,829.15	144	\$290.48
Jack A Farrior (#2)	JG-Expanding	2	\$0.00	0	\$0.00	\$8,399.96	7	\$1,199.99	\$8,399.96	7	\$1,199.99
Metallix Refining (#3)	PE-Existing	3	\$0.00	0	\$0.00	\$7,945.58	47	\$169.05	\$7,945.58	47	\$169.05
Purilum (#3)	PE-Existing	1	\$0.00	0	\$0.00	\$825.00	6	\$137.50	\$825.00	6	\$137.50
The Hammock Source	PE-Existing	4	\$0.00	0	\$0.00	\$588.78	8	\$73.60	\$588.78	8	\$73.60
Thermo Fisher (#4)	TI-Existing	1	\$0.00	0	\$0.00	\$116,749.60	221	\$528.28	\$116,749.60	221	\$528.28
Thermo Fisher Scientific (#3)	JG-Existing	4	\$0.00	0	\$0.00	\$10,285.00	133	\$77.33	\$10,285.00	133	\$77.33
Weyerhaeuser (#3)	JG-Expanding	2	\$0.00	0	\$0.00	\$12,436.30	28	\$444.15	\$12,436.30	28	\$444.15
World Cat	PE-New	2	\$0.00	0	\$0.00	\$23,980.00	87	\$275.63	\$23,980.00	87	\$275.63
Pitt Total			\$0.00	0	\$0.00	\$251,084.43	798	\$314.64	\$251,084.43	798	\$314.64
Randolph Community College											
Darran Furniture (#2)	PE-Existing	2	\$0.00	0	\$0.00	\$1,100.00	9	\$122.22	\$1,100.00	9	\$122.22
Elastic Therapy (#2)	PE-Existing	1	\$0.00	0	\$0.00	\$66,000.00	56	\$1,178.57	\$66,000.00	56	\$1,178.57
Fujihatsu & Toyotsu Battery	JG-New	1	\$0.00	0	\$0.00	\$9,288.28	28	\$331.72	\$9,288.28	28	\$331.72
Hafele America	PE-Existing	2	\$0.00	0	\$0.00	\$14,460.76	50	\$289.22	\$14,460.76	50	\$289.22

North Carolina Community College System
Customized Training Project Expenditures
(Funding Purpose 361)
Reporting Period: July 1, 2024 - June 30, 2025

Project Type	Project Type	Number of Fiscal Years Funded	Company Training Reimbursement Expenditures	Number Trained by Company Instructors	Average Company Reimbursement Per Trainee	College Training Expenditures	Number Trained by College Instructors	Average College Cost Per Trainee	Total Expenditures	Total Trained by Company & College Instructors	Average Total Cost Per Trainee
Jowat (#2)	JG-Existing	3	\$0.00	0	\$0.00	\$22,865.00	21	\$1,088.81	\$22,865.00	21	\$1,088.81
Liberty Trailers	JG-Existing	2	\$0.00	0	\$0.00	\$18,174.01	25	\$726.96	\$18,174.01	25	\$726.96
Metals USA (#2)	PE-Existing	1	\$0.00	0	\$0.00	\$785.82	7	\$112.26	\$785.82	7	\$112.26
Toyota Battery Mfg NC	JG-New	3	\$0.00	0	\$0.00	\$407,815.55	1,015	\$401.79	\$407,815.55	1,015	\$401.79
Wells Hosiery Fox Apparel	JG-Existing	1	\$0.00	0	\$0.00	\$53,924.08	41	\$1,315.22	\$53,924.08	41	\$1,315.22
Randolph Total			\$0.00	0	\$0.00	\$594,413.50	1,252	\$474.77	\$594,413.50	1,252	\$474.77

Richmond Community College

Cascades Tissue (#3)	TI-Existing	4	\$0.00	0	\$0.00	\$186.00	12	\$15.50	\$186.00	12	\$15.50
Cavco	JG-Existing	2	\$0.00	0	\$0.00	\$848.92	22	\$38.59	\$848.92	22	\$38.59
Global Packaging (#4)	JG-Existing	2	\$0.00	0	\$0.00	\$3,383.23	37	\$91.44	\$3,383.23	37	\$91.44
Huvepharma (#2)	PE-Existing	1	\$0.00	0	\$0.00	\$973.49	13	\$74.88	\$973.49	13	\$74.88
Latham Pools	PE-Existing	1	\$0.00	0	\$0.00	\$489.90	54	\$9.07	\$489.90	54	\$9.07
Service Thread (#9))	JG-Expanding	0	\$0.00	0	\$0.00	\$0.00	0	\$0.00	\$0.00	0	\$0.00
We Pack	TI-Expanding	2	\$0.00	0	\$0.00	\$28,574.86	50	\$571.50	\$28,574.86	50	\$571.50
Richmond Total			\$0.00	0	\$0.00	\$34,456.40	188	\$183.28	\$34,456.40	188	\$183.28

Roanoke-Chowan Community College

			\$0.00	0	\$0.00	\$0.00	0	\$0.00	\$0.00	0	\$0.00
Roanoke-Chowan Total			\$0.00	0	\$0.00	\$0.00	0	\$0.00	\$0.00	0	\$0.00

Robeson Community College

Rempac Foam	PE-Existing	2	\$0.00	0	\$0.00	\$60,119.11	36	\$1,669.98	\$60,119.11	36	\$1,669.98
-------------	-------------	---	--------	---	--------	-------------	----	------------	-------------	----	------------

North Carolina Community College System
Customized Training Project Expenditures
(Funding Purpose 361)
Reporting Period: July 1, 2024 - June 30, 2025

Project Type	Project Type	Number of Fiscal Years Funded	Company Training Reimbursement Expenditures	Number Trained by Company Instructors	Average Company Reimbursement Per Trainee	College Training Expenditures	Number Trained by College Instructors	Average College Cost Per Trainee	Total Expenditures	Total Trained by Company & College Instructors	Average Total Cost Per Trainee
The Campbell's Company (#5)	Ti-Existing	1	\$0.00	0	\$0.00	\$19,863.25	8	\$2,482.91	\$19,863.25	8	\$2,482.91
Robeson Total			\$0.00	0	\$0.00	\$79,982.36	44	\$1,817.78	\$79,982.36	44	\$1,817.78

Rockingham Community College

Beta Fueling Systems	PE-Existing	2	\$0.00	0	\$0.00	\$10,275.75	13	\$790.44	\$10,275.75	13	\$790.44
Bridgestone Aircraft Tire, USA	JG-Existing	1	\$0.00	0	\$0.00	\$15,962.52	25	\$638.50	\$15,962.52	25	\$638.50
Drylock Technologies	JG-New	1	\$0.00	0	\$0.00	\$9,889.17	23	\$429.96	\$9,889.17	23	\$429.96
Nestle Purina	JG-Existing	2	\$0.00	0	\$0.00	\$8,850.88	12	\$737.57	\$8,850.88	12	\$737.57
Weil-McLain	PE-Existing	0	\$0.00	0	\$0.00	\$0.00	0	\$0.00	\$0.00	0	\$0.00
Rockingham Total			\$0.00	0	\$0.00	\$44,978.32	73	\$616.14	\$44,978.32	73	\$616.14

Rowan-Cabarrus Community College

Celgard (#4)	PE-Expanding	1	\$0.00	0	\$0.00	\$35,598.46	334	\$106.58	\$35,598.46	334	\$106.58
Celgard, LLC (Concord) (#3)	JG-Existing	3	\$0.00	0	\$0.00	\$3,946.00	305	\$12.94	\$3,946.00	305	\$12.94
Driveshaft Shop	JG-Existing	4	\$0.00	0	\$0.00	\$15,542.51	22	\$706.48	\$15,542.51	22	\$706.48
DuPont Performance Bldg Sol	JG-Existing	3	\$0.00	0	\$0.00	\$1,815.00	29	\$62.59	\$1,815.00	29	\$62.59
Eli Lilly and Company	JG-Existing	3	\$0.00	0	\$0.00	\$41,868.74	25	\$1,674.75	\$41,868.74	25	\$1,674.75
Hexagon Agility	JG-Expanding	1	\$0.00	0	\$0.00	\$38,117.49	286	\$133.28	\$38,117.49	286	\$133.28
Interstate Fabrication	JG-New	1	\$0.00	0	\$0.00	\$3,989.70	9	\$443.30	\$3,989.70	9	\$443.30
Oiles America (#4)	PE-Existing	1	\$0.00	0	\$0.00	\$27,014.16	141	\$191.59	\$27,014.16	141	\$191.59
Rite Lite Sign, Inc	PE-Expanding	1	\$0.00	0	\$0.00	\$10,817.23	25	\$432.69	\$10,817.23	25	\$432.69
Safewaze	PE-Expanding	1	\$0.00	0	\$0.00	\$3,989.55	96	\$41.56	\$3,989.55	96	\$41.56

North Carolina Community College System
Customized Training Project Expenditures
(Funding Purpose 361)
Reporting Period: July 1, 2024 - June 30, 2025

Project Type	Project Type	Number of Fiscal Years Funded	Company Training Reimbursement Expenditures	Number Trained by Company Instructors	Average Company Reimbursement Per Trainee	College Training Expenditures	Number Trained by College Instructors	Average College Cost Per Trainee	Total Expenditures	Total Trained by Company & College Instructors	Average Total Cost Per Trainee
Vanquish Fencing, Inc.	JG-Existing	2	\$0.00	0	\$0.00	\$0.00	0	\$0.00	\$0.00	0	\$0.00
Westlake Royal Building Products	PE-Expanding	1	\$0.00	0	\$0.00	\$13,430.29	133	\$100.98	\$13,430.29	133	\$100.98
Rowan-Cabarrus Total			\$0.00	0	\$0.00	\$196,129.13	1,405	\$139.59	\$196,129.13	1,405	\$139.59

Sampson Community College

			\$0.00	0	\$0.00	\$0.00	0	\$0.00	\$0.00	0	\$0.00
Sampson Total			\$0.00	0	\$0.00	\$0.00	0	\$0.00	\$0.00	0	\$0.00

Sandhills Community College

Pennsylvania Transformer Tech **	JG-Existing	1	\$0.00	0	\$0.00	\$2,823.05	0	\$2,823.05	\$2,823.05	0	\$2,823.05
Reliance Packaging (#3)	PE-Existing	1	\$0.00	0	\$0.00	\$10,892.01	35	\$311.20	\$10,892.01	35	\$311.20
Spiritus Systems	PE-Existing	1	\$0.00	0	\$0.00	\$10,982.61	17	\$646.04	\$10,982.61	17	\$646.04
Sandhills Total			\$0.00	0	\$0.00	\$24,697.67	52	\$474.96	\$24,697.67	52	\$474.96

South Piedmont Community College

ATI Specialty Materials (#4)	PE-Expanding	1	\$0.00	0	\$0.00	\$287,425.05	368	\$781.05	\$287,425.05	368	\$781.05
Carolina Apparel	PE-Existing	1	\$0.00	0	\$0.00	\$75,375.00	26	\$2,899.04	\$75,375.00	26	\$2,899.04
Charlotte Pipe & Foundry	JG-Existing	3	\$0.00	0	\$0.00	\$38,558.73	30	\$1,285.29	\$38,558.73	30	\$1,285.29
Consolidated Metco	JG-Existing	2	\$0.00	0	\$0.00	\$96,313.67	325	\$296.35	\$96,313.67	325	\$296.35
Decore-Ative Specialties	JG-Existing	3	\$0.00	0	\$0.00	\$19,952.25	39	\$511.60	\$19,952.25	39	\$511.60
Glenmark (#3)	PE-Expanding	1	\$0.00	0	\$0.00	\$73,938.38	145	\$509.92	\$73,938.38	145	\$509.92
Goulston Technologies (#2)	JG-Existing	1	\$0.00	0	\$0.00	\$41,532.34	130	\$319.48	\$41,532.34	130	\$319.48

North Carolina Community College System
Customized Training Project Expenditures
(Funding Purpose 361)
Reporting Period: July 1, 2024 - June 30, 2025

Project Type	Project Type	Number of Fiscal Years Funded	Company Training Reimbursement Expenditures	Number Trained by Company Instructors	Average Company Reimbursement Per Trainee	College Training Expenditures	Number Trained by College Instructors	Average College Cost Per Trainee	Total Expenditures	Total Trained by Company & College Instructors	Average Total Cost Per Trainee
Icon Aerospace	JG-Existing	1	\$0.00	0	\$0.00	\$51,684.40	40	\$1,292.11	\$51,684.40	40	\$1,292.11
O'Neil Digital Solutions	JG-Existing	2	\$0.00	0	\$0.00	\$23,614.00	47	\$502.43	\$23,614.00	47	\$502.43
Southern Fabricators (#2)	JG-Existing	2	\$0.00	0	\$0.00	\$35,454.00	52	\$681.81	\$35,454.00	52	\$681.81
South Piedmont Total			\$0.00	0	\$0.00	\$743,847.82	1,202	\$618.84	\$743,847.82	1,202	\$618.84

Southeastern Community College

Atlantic Packaging	PE-Existing	1	\$0.00	0	\$0.00	\$19,428.82	46	\$422.37	\$19,428.82	46	\$422.37
Veloce Planes LLC	JG-New	2	\$0.00	0	\$0.00	\$17,600.00	15	\$1,173.33	\$17,600.00	15	\$1,173.33
West Fraser	PE-Existing	1	\$0.00	0	\$0.00	\$29,563.27	46	\$642.68	\$29,563.27	46	\$642.68
Southeastern Total			\$0.00	0	\$0.00	\$66,592.09	107	\$622.36	\$66,592.09	107	\$622.36

Southwestern Community College

Duotech (#2)	JG-Expanding	1	\$0.00	\$0.00	\$0.00	\$7,247.37	6	\$1,207.90	\$7,247.37	6	\$1,207.90
Jackson Paper (#3)	PE-Existing	1	\$0.00	\$0.00	\$0.00	\$26,490.00	24	\$1,103.75	\$26,490.00	24	\$1,103.75
Southwestern Total			\$0.00	0	\$0.00	\$33,737.37	30	\$1,124.58	\$33,737.37	30	\$1,124.58

Stanly Community College

Auria (#2) (frmly IAC)	PE-Existing	3	\$0.00	0	\$0.00	\$3,437.46	30	\$114.58	\$3,437.46	30	\$114.58
Fiberon (#3)	PE-Existing	1	\$0.00	0	\$0.00	\$0.00	0	\$0.00	\$0.00	0	\$0.00
Martin Sprocket & Gear	PE-Existing	3	\$0.00	0	\$0.00	\$1,206.76	30	\$40.23	\$1,206.76	30	\$40.23
Stanley Engineered Fastening (#2)	PE-Expanding	2	\$0.00	0	\$0.00	\$0.00	0	\$0.00	\$0.00	0	\$0.00
Stanly Total			\$0.00	0	\$0.00	\$4,644.22	60	\$77.40	\$4,644.22	60	\$77.40

Surry Community College

North Carolina Community College System
Customized Training Project Expenditures
(Funding Purpose 361)
Reporting Period: July 1, 2024 - June 30, 2025

Project Type	Project Type	Number of Fiscal Years Funded	Company Training Reimbursement Expenditures	Number Trained by Company Instructors	Average Company Reimbursement Per Trainee	College Training Expenditures	Number Trained by College Instructors	Average College Cost Per Trainee	Total Expenditures	Total Trained by Company & College Instructors	Average Total Cost Per Trainee
Cross Technology Johnson Granite Inc. (#3)	JG-Existing	1	\$0.00	0	\$0.00	\$6,713.65	59	\$113.79	\$6,713.65	59	\$113.79
L.S. Starrett	JG-Existing	2	\$0.00	0	\$0.00	\$0.00	0	\$0.00	\$0.00	0	\$0.00
Lydech Project (#4)	PE-Existing	2	\$0.00	0	\$0.00	\$46,144.75	112	\$412.01	\$46,144.75	112	\$412.01
United Plastics (#4)	PE-Existing	1	\$0.00	0	\$0.00	\$1,678.00	68	\$24.68	\$1,678.00	68	\$24.68
Vitro Project (#3)	TI-Existing	3	\$0.00	0	\$0.00	\$2,530.00	13	\$194.62	\$2,530.00	13	\$194.62
Wayne Farms LLC (#2)	TI-Existing	3	\$0.00	0	\$0.00	\$2,365.00	2	\$1,182.50	\$2,365.00	2	\$1,182.50
Weyerhaeuser (Elkin) #5	TI-Existing	3	\$0.00	0	\$0.00	\$25,637.21	78	\$328.68	\$25,637.21	78	\$328.68
Surry Total			\$0.00	0	\$0.00	\$85,068.61	332	\$256.23	\$85,068.61	332	\$256.23

Tri-County Community College

Aegis Power Systems (#2)	PE-Existing	2	\$0.00	0	\$0.00	\$13,349.00	27	\$494.41	\$13,349.00	27	\$494.41
Tri-County Total			\$0.00	0	\$0.00	\$13,349.00	27	\$494.41	\$13,349.00	27	\$494.41

Vance-Granville Community College

Carolina Coops **	JG-Expanding	2	\$0.00	0	\$0.00	\$151.02	0	\$151.02	\$151.02	0	\$151.02
M.R. Williams (#2)	PE-Existing	2	\$0.00	0	\$0.00	\$14,732.60	45	\$327.39	\$14,732.60	45	\$327.39
PlanITROI **	JG-New	1	\$0.00	14	\$0.00	\$4,844.68	31	\$156.28	\$4,844.68	36	\$134.57
Southwire	PE-Existing	0	\$0.00	0	\$0.00	\$0.00	0	\$0.00	\$0.00	0	\$0.00
Versatrim	PE-Existing	1	\$0.00	0	\$0.00	\$1,951.33	7	\$278.76	\$1,951.33	7	\$278.76
Vance-Granville Total			\$0.00	14	\$0.00	\$21,679.63	83	\$261.20	\$21,679.63	88	\$246.36

Wake Technical Community College

Accu-Fab Manufacturing	JG-Expanding	1	\$0.00	0	\$0.00	\$8,797.81	14	\$628.42	\$8,797.81	14	\$628.42
------------------------	--------------	---	--------	---	--------	------------	----	----------	------------	----	----------

North Carolina Community College System
Customized Training Project Expenditures
(Funding Purpose 361)

Reporting Period: July 1, 2024 - June 30, 2025

Project Type	Project Type	Number of Fiscal Years Funded	Company Training Reimbursement Expenditures	Number Trained by Company Instructors	Average Company Reimbursement Per Trainee	College Training Expenditures	Number Trained by College Instructors	Average College Cost Per Trainee	Total Expenditures	Total Trained by Company & College Instructors	Average Total Cost Per Trainee
Accu-Tool, LLC	JG-Existing	4	\$0.00	0	\$0.00	\$4,923.00	5	\$984.60	\$4,923.00	5	\$984.60
Advanced Plastiform, Inc	JG-Existing	3	\$0.00	0	\$0.00	\$4,291.50	6	\$715.25	\$4,291.50	6	\$715.25
Amgen	JG-New	1	\$0.00	0	\$0.00	\$211,258.00	79	\$2,674.15	\$211,258.00	79	\$2,674.15
Amgen (#2)	JG-New	1	\$0.00	0	\$0.00	\$32,776.57	13	\$2,521.27	\$32,776.57	13	\$2,521.27
Applied Research Associates (#3)	JG-Existing	3	\$0.00	0	\$0.00	\$15,290.00	26	\$588.08	\$15,290.00	26	\$588.08
Applied Research Associates (#4)	JG-Expanding	1	\$0.00	0	\$0.00	\$26,527.00	33	\$803.85	\$26,527.00	33	\$803.85
CCL Industries	JG-Expanding	2	\$0.00	0	\$0.00	\$8,285.12	53	\$156.32	\$8,285.12	53	\$156.32
Dell Technologies, Inc.	TI-Existing	1	\$0.00	0	\$0.00	\$67,382.65	45	\$1,497.39	\$67,382.65	45	\$1,497.39
Flowserve Corporation	JG-Expanding	2	\$0.00	0	\$0.00	\$46,016.38	96	\$479.34	\$46,016.38	96	\$479.34
FUJIFILM	JG-Expanding	1	\$0.00	0	\$0.00	\$411,097.52	334	\$1,230.83	\$411,097.52	334	\$1,230.83
FUJIFILM Diosynth (Morrisville)	JG-Existing	4	\$0.00	0	\$0.00	\$66,600.75	91	\$731.88	\$66,600.75	91	\$731.88
FUJIFILM (Holly Springs)	JG-New	3	\$0.00	0	\$0.00	\$81,982.13	116	\$706.74	\$81,982.13	116	\$706.74
Gilead Sciences, Inc. (BSC)	JG-Existing	3	\$0.00	0	\$0.00	\$29,988.43	59	\$508.28	\$29,988.43	59	\$508.28
Guerbet LLC	JG-Existing	3	\$0.00	0	\$0.00	\$22,083.33	107	\$206.39	\$22,083.33	107	\$206.39
Kellanova	Expanding	1	\$0.00	0	\$0.00	\$7,388.50	18	\$410.47	\$7,388.50	18	\$410.47
MemberHub	JG-Expanding	2	\$0.00	0	\$0.00	\$19,800.00	10	\$1,980.00	\$19,800.00	10	\$1,980.00
Merz Aesthetics (HQ) (#2)	JG-Expanding	1	\$0.00	0	\$0.00	\$79,399.39	106	\$749.05	\$79,399.39	106	\$749.05
Nomaco	JG-Existing	3	\$0.00	0	\$0.00	\$23,118.03	34	\$679.94	\$23,118.03	34	\$679.94
Onlogic, Inc.	JG-New	1	\$0.00	0	\$0.00	\$24,021.54	15	\$1,601.44	\$24,021.54	15	\$1,601.44
OPTIMA Packaging	JG-Expanding	1	\$0.00	0	\$0.00	\$0.00	0	\$0.00	\$0.00	0	\$0.00

North Carolina Community College System
Customized Training Project Expenditures
(Funding Purpose 361)
Reporting Period: July 1, 2024 - June 30, 2025

Project Type	Project Type	Number of Fiscal Years Funded	Company Training Reimbursement Expenditures	Number Trained by Company Instructors	Average Company Reimbursement Per Trainee	College Training Expenditures	Number Trained by College Instructors	Average College Cost Per Trainee	Total Expenditures	Total Trained by Company & College Instructors	Average Total Cost Per Trainee
PCX Corporation	JG-Existing	4	\$0.00	0	\$0.00	\$26,419.58	55	\$480.36	\$26,419.58	55	\$480.36
Seqirus (#7)	JG-Existing	3	\$0.00	0	\$0.00	\$131,479.21	150	\$876.53	\$131,479.21	150	\$876.53
Siemens Industry	JG-Expanding	1	\$0.00	0	\$0.00	\$2,581.91	44	\$58.68	\$2,581.91	44	\$58.68
Targan, Inc.	JG-Expanding	1	\$0.00	0	\$0.00	\$145,688.98	129	\$1,129.37	\$145,688.98	129	\$1,129.37
Xerox (Cary)	JG-Existing	4	\$0.00	0	\$0.00	\$40,657.19	48	\$847.02	\$40,657.19	48	\$847.02
Wake Total			\$0.00	0	\$0.00	\$1,537,854.52	1,686	\$912.13	\$1,537,854.52	1,686	\$912.13

Wayne Community College

AP Emissions Technologies (#3)	JG-Existing	2	\$0.00	0	\$0.00	\$0.00	0	\$0.00	\$0.00	0	\$0.00
Mt. Olive Pickle Company (#2)	JG-Expanding	3	\$0.00	0	\$0.00	\$19,766.40	55	\$359.39	\$19,766.40	55	\$359.39
Protec-GE Waukesha, Inc.	JG-Existing	3	\$0.00	0	\$0.00	\$6,112.36	28	\$218.30	\$6,112.36	28	\$218.30
Wayne Total			\$0.00	0	\$0.00	\$25,878.76	83	\$311.79	\$25,878.76	83	\$311.79

Western Piedmont Community College

Gerresheimer Glass	JG-Expanding	1	\$0.00	0	\$0.00	\$31,935.70	44	\$725.81	\$31,935.70	44	\$725.81
Leviton Manufacturing	TI-Existing	2	\$0.00	0	\$0.00	\$20,085.86	92	\$218.32	\$20,085.86	92	\$218.32
Meridian Specialty Yarn Grp (#3)	PE-Existing	3	\$0.00	0	\$0.00	\$922.26	110	\$8.38	\$922.26	110	\$8.38
Meritor	PE-Existing	2	\$0.00	0	\$0.00	\$9,407.72	29	\$324.40	\$9,407.72	29	\$324.40
Molded Fiber Glass (#2)	PE-Existing	2	\$0.00	0	\$0.00	\$17,361.50	214	\$81.13	\$17,361.50	214	\$81.13
Synergy Labs	TI-Existing	1	\$0.00	0	\$0.00	\$1,295.80	15	\$86.39	\$1,295.80	15	\$86.39
The Maynard Company	PE-Existing	2	\$0.00	0	\$0.00	\$1,146.96	6	\$191.16	\$1,146.96	6	\$191.16
Unix Packaging (#2)	PE-Existing	2	\$0.00	0	\$0.00	\$736.95	6	\$122.83	\$736.95	6	\$122.83
Valdese Weavers (#5)	TI-Existing	4	\$0.00	0	\$0.00	\$19,780.95	103	\$192.05	\$19,780.95	103	\$192.05

North Carolina Community College System
Customized Training Project Expenditures
(Funding Purpose 361)
Reporting Period: July 1, 2024 - June 30, 2025

Project Type	Project Type	Number of Fiscal Years Funded	Company Training Reimbursement Expenditures	Number Trained by Company Instructors	Average Company Reimbursement Per Trainee	College Training Expenditures	Number Trained by College Instructors	Average College Cost Per Trainee	Total Expenditures	Total Trained by Company & College Instructors	Average Total Cost Per Trainee
Valdese Weavers (#6)	PE-Existing	1	\$0.00	0	\$0.00	\$25,236.43	25	\$1,009.46	\$25,236.43	25	\$1,009.46
Western Piedmont Total			\$0.00	0	\$0.00	\$127,910.13	644	\$198.62	\$127,910.13	644	\$198.62

Wilkes Community College

Allura	PE-Existing	2	\$0.00	0	\$0.00	\$10,005.67	35	\$285.88	\$10,005.67	35	\$285.88
American Emergency Vehicles (#1)	PE-Existing	1	\$0.00	0	\$0.00	\$31,141.00	460	\$67.70	\$31,141.00	460	\$67.70
Gardner Glass #3	PE-Existing	1	\$0.00	0	\$0.00	\$49,303.11	48	\$1,027.15	\$49,303.11	48	\$1,027.15
GE Aviation (W Jefferson) #4	JG-Existing	2	\$0.00	0	\$0.00	\$335,113.00	312	\$1,074.08	\$335,113.00	312	\$1,074.08
Worldwide Protective (#2)	PE-Existing	3	\$0.00	0	\$0.00	\$18,312.00	24	\$763.00	\$18,312.00	24	\$763.00
Wilkes Total			\$0.00	0	\$0.00	\$443,874.78	879	\$504.98	\$443,874.78	879	\$504.98

Wilson Community College

3C Stores Fixtures (#3)	PE-Existing	2	\$0.00	0	\$0.00	\$14,600.00	31	\$470.97	\$14,600.00	31	\$470.97
Believer Meats	JG-New	1	\$0.00	0	\$0.00	\$2,606.98	23	\$113.35	\$2,606.98	23	\$113.35
Bridgestone Americas (#3)	PE-Existing	2	\$0.00	0	\$0.00	\$52,202.50	144	\$362.52	\$52,202.50	144	\$362.52
Mativ	PE-Existing	1	\$0.00	0	\$0.00	\$0.00	0	\$0.00	\$0.00	0	\$0.00
Merck (Wilson) #3	JG-Existing	3	\$0.00	0	\$0.00	\$17,300.00	52	\$332.69	\$17,300.00	52	\$332.69
Old Saratoga, Inc.	PE-Existing	2	\$0.00	0	\$0.00	\$4,097.50	9	\$455.28	\$4,097.50	9	\$455.28
Sun River Services (#2)	PE-Existing	4	\$0.00	0	\$0.00	\$10,694.84	17	\$629.11	\$10,694.84	17	\$629.11
Wilson Total			\$0.00	0	\$0.00	\$101,501.82	276	\$367.76	\$101,501.82	276	\$367.76

SYSTEM TOTALS

\$52,305.00 258 \$202.73 \$9,895,607.24 22,598 \$437.90 \$9,947,912.24 22,717 \$437.91

Project Expenditures: \$9,947,912.24

Media Development Office Expenditures: \$170,137.50

Total Expenditures: \$10,118,049.74

NCEdge Customized Training Project Expenditures Footnotes

The report is footnoted to explain company and/or college project expenditures, if: there were trainees but no expenditures; there were expenditures, but no trainees reported; there were colleges which reported an excessive average total cost per trainee; or there were categorical equipment expenditures.

<p>[*]</p>	<p>Projects where colleges reported trainees but did not incur expenditures is the result of: 1) training provided by NC Community Colleges Regional Trainers and/or Bionetwork instructors; 2) training provided by Regional Trainers whereby colleges opted not to utilize the earned administrative allowance; 3) company and/or 3rd Party provider opted not to be reimbursed for training; and 4) training scheduled and paid for in previous year, but a portion postponed by the company, resulting in training being completed in the next fiscal year.</p>
<p>[**]</p>	<p>Projects where company or college expenditures were incurred but there were no trainees reported, the expenditures fall within one or more of the following categories: 1) instructional supplies, materials, and applicable tax and shipping costs; 2) curriculum development for course training; 3) travel costs including in-state, out-of-state, or out-of-country; 4) earned administrative allowance and/or approved administrative allowance carryforward earned from prior fiscal year; 5) job profiles; 6) authorized equipment purchase as stipulated in the Customized Training Program guidelines; 7) project director/coordinator/support staff’s salary; 8) balance of invoices paid for training which occurred in late June of the prior FY; and, 9) developmental expenditures authorization.</p>
<p>[#]</p>	<p>Projects where colleges reported an excessive “average total cost per trainee,” the excess expenditures fall within one or more of the following categories: 1) high-tech specialized training/instructional materials and/or certification; 2) training conducted for a smaller number of employees due to production demand; 3) job profiling; 4) registration fees for specialized training; 5) approved equipment purchase/lease costs; and 6) approved out-of-state and out-of-country travel costs associated with the project . These are ongoing projects which, upon completion, will illustrate the average total cost per trainee as originally approved, unless noted otherwise.</p>

Media Development Office

The NCEdge Customized Training Program supports the Media Development Office (MDO), which is hosted by Wilkes Community College. During Fiscal Year 2024-2025, the MDO completed 1 project for the year. The completed project was comprised of a total of 1:54 minutes and produced an average cost of \$4,870.13 per finished minute. The Media Development Office expenditures totaled \$170,137.50.

**NCEdge Customized Training Projects
by Industry Cluster
FY 2024-2025**

Industry Cluster	Number of Projects by Cluster	Industry Cluster	Number of Projects by Cluster
Metals/Iron/Steel	42	Furniture/Fixtures/Appliances/ Hardware	15
Plastics/Rubber/Glass/Cement	35	Miscellaneous Manufacturing	15
Pharmaceutical/Medical	32	Professional/Scientific/Technical Services	13
Transportation	29	Warehousing/Distribution	9
Computers/Electronics/Electrical	25	Chemical	9
Food/Beverage/Tobacco Processing	25	Business Support Services	2
Wood/Paper/Printing	25	Construction	1
Textiles/Apparel	24	Information	1
Machinery/Equipment	17	TOTAL PROJECTS	319

North Carolina Community College System
Customized Training Projects by Industry Clusters
Reporting Period: July 1, 2024 - June 30, 2025

College	Client Company	Industry Cluster
Alamance CC	Alamance Foods	Food/Beverage/Tobacco Processing
Alamance CC	Andersen Products (project 3)	Pharmaceutical/Medical
Alamance CC	BD Diagnostics (project 2)	Pharmaceutical/Medical
Alamance CC	Carolina Biological Supply #5	Miscellaneous Manufacturing
Alamance CC	Dexco	Metals/Iron/Steel
Alamance CC	Lotus Bakeries	Food/Beverage/Tobacco Processing
Alamance CC	Sandvik (project 2)	Metals/Iron/Steel
Alamance CC	Wilson Brown Sock Company	Textile/Apparel
Asheville-Buncombe TCC	Arcadia Beverage	Food/Beverage/Tobacco Processing
Asheville-Buncombe TCC	Borg Warner Turbo - Project 4	Transportation
Asheville-Buncombe TCC	BorgWarner Turbo Systems (3)	Transportation
Asheville-Buncombe TCC	Burial Beer Co.	Food/Beverage/Tobacco Processing
Asheville-Buncombe TCC	Eaton (project 7)	Computers/Electronics/Electrical
Asheville-Buncombe TCC	Fedup Foods - Project 2	Food/Beverage/Tobacco Processing
Asheville-Buncombe TCC	G E Aerospace - Project 5	Transportation
Asheville-Buncombe TCC	Jacob Holm Industries (prj 2)	Miscellaneous Manufacturing
Asheville-Buncombe TCC	Kearfott G & N - Project 3	Transportation
Asheville-Buncombe TCC	New Belgium Brewing Proj 4	Food/Beverage/Tobacco Processing
Asheville-Buncombe TCC	Pratt & Whitney (project 2)	Transportation
Asheville-Buncombe TCC	System Logistics	Machinery/Equipment
Beaufort County CC	AAF Flanders (Project 5)	Miscellaneous Manufacturing
Beaufort County CC	Caldwell Marine Designs	Transportation
Beaufort County CC	Carver Machine Works	Machinery/Equipment
Beaufort County CC	idX (Project 4)	Furniture/Fixtures/Appliances/Hardware
Beaufort County CC	MJM Yachts (#2 Fmrly Seolta)	Transportation
Beaufort County CC	Nutrien (3)	Chemical
Beaufort County CC	Oak Ridge Industries	Machinery/Equipment
Beaufort County CC	PAS (4)	Plastics/Rubber/Glass/Cement
Beaufort County CC	VT Hackney Project 2	Transportation
Blue Ridge CC	Kimberly Clark Corp. (proj. 2)	Textile/Apparel
Blue Ridge CC	Sierra Nevada Brewing Co. (#2)	Food/Beverage/Tobacco Processing
Blue Ridge CC	Tageos	Computers/Electronics/Electrical
Brunswick CC	Archer Daniels Midland	Chemical
Brunswick CC	Blair-HSM Machine Works	Metals/Iron/Steel
Brunswick CC	Cygnus Technologies	Pharmaceutical/Medical
Brunswick CC	Flow Sciences, Inc.	Machinery/Equipment
Brunswick CC	MicroSolv Technologies	Pharmaceutical/Medical
Brunswick CC	Pacon Manufacturing	Textile/Apparel
Brunswick CC	Precision Swiss Products, Inc.	Pharmaceutical/Medical
Brunswick CC	Walex	Miscellaneous Manufacturing
Caldwell CC and TI	Bemis (project 2)	Plastics/Rubber/Glass/Cement
Caldwell CC and TI	Bernhardt	Furniture/Fixtures/Appliances/Hardware
Caldwell CC and TI	Exela Pharma Sciences (proj 2)	Pharmaceutical/Medical
Caldwell CC and TI	Sealed Air (project 2)	Plastics/Rubber/Glass/Cement
Caldwell CC and TI	Teijin Automotive Technologies	Plastics/Rubber/Glass/Cement
Cape Fear CC	Cloudwyze #2	Information
Cape Fear CC	Coastal Beverage Company	Warehousing/Distribution
Cape Fear CC	Corning #5	Plastics/Rubber/Glass/Cement

North Carolina Community College System
Customized Training Projects by Industry Clusters
Reporting Period: July 1, 2024 - June 30, 2025

College	Client Company	Industry Cluster
Cape Fear CC	FedUp Foods	Food/Beverage/Tobacco Processing
Cape Fear CC	Frontier Scientific Solutions	Warehousing/Distribution
Cape Fear CC	Gaf Burgaw	Machinery/Equipment
Cape Fear CC	Ge Aerospace	Transportation
Cape Fear CC	HMF Express	Metals/Iron/Steel
Cape Fear CC	Paperfoam Packaging Usa Llc	Plastics/Rubber/Glass/Cement
Cape Fear CC	Polyhose USA	Plastics/Rubber/Glass/Cement
Cape Fear CC	Vantaca Llc #2	Professional/Scientific/Technical Services
Carteret CC	Veneer Technologies, Inc. (#3)	Wood/Paper/Printing
Catawba Valley CC	American Fuji Seal	Wood/Paper/Printing
Catawba Valley CC	Arhaus Furniture	Furniture/Fixtures/Appliances/Hardware
Catawba Valley CC	Cataler North America	Transportation
Catawba Valley CC	Certainteed	Plastics/Rubber/Glass/Cement
Catawba Valley CC	Commscope, Inc.	Computers/Electronics/Electrical
Catawba Valley CC	Design Foundry	Furniture/Fixtures/Appliances/Hardware
Catawba Valley CC	Gusmer Enterprises	Food/Beverage/Tobacco Processing
Catawba Valley CC	Sherrill Furniture	Furniture/Fixtures/Appliances/Hardware
Central Carolina CC	3M Corportation (project 3)	Miscellaneous Manufacturing
Central Carolina CC	Armtec Defense Technologies	Miscellaneous Manufacturing
Central Carolina CC	Astellas Gene Therapies	Pharmaceutical/Medical
Central Carolina CC	Bharat Forge (project 2)	Metals/Iron/Steel
Central Carolina CC	Boon Edam, Inc. (project 2)	Metals/Iron/Steel
Central Carolina CC	Broadwind Industrial Solutions	Metals/Iron/Steel
Central Carolina CC	Caterpillar, Inc (Project 4)	Machinery/Equipment
Central Carolina CC	Conveyor Technologies (prj 2)	Machinery/Equipment
Central Carolina CC	Coty, Inc. (project 4)	Miscellaneous Manufacturing
Central Carolina CC	Gaines Oil Company	Warehousing/Distribution
Central Carolina CC	Gould & Goodrich (project 2)	Textile/Apparel
Central Carolina CC	Pentair Water Pool & Spa (#5)	Miscellaneous Manufacturing
Central Carolina CC	Pfizer (Project 3)	Pharmaceutical/Medical
Central Carolina CC	Pfizer Sanford North	Pharmaceutical/Medical
Central Carolina CC	Tyson Foods	Food/Beverage/Tobacco Processing
Central Carolina CC	VinFast (developmental)	Transportation
Central Carolina CC	Wolfspeed (Siler City)	Computers/Electronics/Electrical
Central Piedmont CC	A & W Electric	Computers/Electronics/Electrical
Central Piedmont CC	Boingo Graphics	Business Support Services
Central Piedmont CC	IPEX USA, LLC	Plastics/Rubber/Glass/Cement
Central Piedmont CC	Jenkins Electric	Computers/Electronics/Electrical
Central Piedmont CC	Legion Brewing	Food/Beverage/Tobacco Processing
Central Piedmont CC	RGA Enterprises, Inc.	Chemical
Central Piedmont CC	Siemens Energy #3	Machinery/Equipment
Central Piedmont CC	Siemens-Energy4	Machinery/Equipment
Cleveland CC	AMES/IMC Copper Group	Metals/Iron/Steel
Cleveland CC	Coats North America	Textile/Apparel
Cleveland CC	Fab-Tec	Metals/Iron/Steel
Cleveland CC	Greenheck Fan Corp. (proj. 3)	Metals/Iron/Steel
Cleveland CC	Greenheck Fan Corp (project 4)	Metals/Iron/Steel
Cleveland CC	Southeastern Container 2	Plastics/Rubber/Glass/Cement

North Carolina Community College System
Customized Training Projects by Industry Clusters
Reporting Period: July 1, 2024 - June 30, 2025

College	Client Company	Industry Cluster
Cleveland CC	Tag (the Armored Group)	Transportation
Cleveland CC	Walker Woodworking	Furniture/Fixtures/Appliances/Hardware
Cleveland CC	Zapps Wholesale	Warehousing/Distribution
Coastal Carolina CC	J&J Snacks #3	Food/Beverage/Tobacco Processing
College of the Albemarle	NP East	Plastics/Rubber/Glass/Cement
College of the Albemarle	Sentech #3 (frmly Motion Sensors)	Computers/Electronics/Electrical
Craven CC	BSH Home Appliances Corp (3)	Furniture/Fixtures/Appliances/Hardware
Craven CC	Chatsworth Products Project 2	Machinery/Equipment
Davidson-Davie CC	Ashley Furniture (project 2)	Furniture/Fixtures/Appliances/Hardware
Davidson-Davie CC	Avgol (project 3)	Textile/Apparel
Davidson-Davie CC	BMK Americas	Wood/Paper/Printing
Davidson-Davie CC	Border Concepts, Inc.	Miscellaneous Manufacturing
Davidson-Davie CC	Brakebush Brothers, Inc.	Food/Beverage/Tobacco Processing
Davidson-Davie CC	Comfort Bilt, LLC	Metals/Iron/Steel
Davidson-Davie CC	EGGER Wood Products #2	Wood/Paper/Printing
Davidson-Davie CC	Liberty Sheds	Wood/Paper/Printing
Davidson-Davie CC	McIntyre Manufacturing Group	Furniture/Fixtures/Appliances/Hardware
Davidson-Davie CC	Mohawk Industries (project 2)	Wood/Paper/Printing
Davidson-Davie CC	Nucor Steel	Metals/Iron/Steel
Davidson-Davie CC	Woodgrain	Wood/Paper/Printing
Durham TCC	ABB (Mebane)	Computers/Electronics/Electrical
Durham TCC	Beam Therapeutics	Professional/Scientific/Technical Services
Durham TCC	Biogen (project 3)	Pharmaceutical/Medical
Durham TCC	Carolina Components Group	Professional/Scientific/Technical Services
Durham TCC	Eli Lilly and Company	Pharmaceutical/Medical
Durham TCC	Eli Lilly & Co. Project 2	Pharmaceutical/Medical
Durham TCC	GE Aerospace (project 3)	Transportation
Durham TCC	Humacyte (project 2)	Professional/Scientific/Technical Services
Durham TCC	KBI Biopharma (project 2)	Pharmaceutical/Medical
Durham TCC	Morinaga America Foods (# 3)	Food/Beverage/Tobacco Processing
Durham TCC	UL Solutions	Professional/Scientific/Technical Services
Durham TCC	Wolfspeed (Durham) #5	Computers/Electronics/Electrical
Edgecombe CC	ABB (Project 3)	Computers/Electronics/Electrical
Edgecombe CC	Johnson Controls International	Metals/Iron/Steel
Edgecombe CC	LS Cable & System (#2)	Computers/Electronics/Electrical
Fayetteville TCC	eClerx LLC (proj 2)	Business Support Services
Fayetteville TCC	Keeco LLC	Warehousing/Distribution
Fayetteville TCC	MANN+HUMMEL (project 4)	Transportation
Fayetteville TCC	NFI Distribution Center	Warehousing/Distribution
Forsyth TCC	BekaertDeslee	Textile/Apparel
Forsyth TCC	Biomerics	Pharmaceutical/Medical
Forsyth TCC	Clearlight Glass	Plastics/Rubber/Glass/Cement
Forsyth TCC	Corning Optical 2	Professional/Scientific/Technical Services
Forsyth TCC	Excel Interior Doors	Wood/Paper/Printing
Forsyth TCC	Garner Foods	Food/Beverage/Tobacco Processing
Forsyth TCC	ICD Alloys	Metals/Iron/Steel
Forsyth TCC	Piedmont Propulsion 3	Metals/Iron/Steel
Forsyth TCC	Piedmont Propulsion (proj 2)	Metals/Iron/Steel

North Carolina Community College System
Customized Training Projects by Industry Clusters
Reporting Period: July 1, 2024 - June 30, 2025

College	Client Company	Industry Cluster
Forsyth TCC	Salem Sports Events, LLC	Miscellaneous Manufacturing
Forsyth TCC	Texwipe	Pharmaceutical/Medical
Forsyth TCC	Thermcraft, Inc.	Metals/Iron/Steel
Forsyth TCC	Triseal- TeknipleX	Metals/Iron/Steel
Gaston College	A.B. Carter, Inc.	Textile/Apparel
Gaston College	Aptar Group, Inc (#4)	Plastics/Rubber/Glass/Cement
Gaston College	Blum (project 2)	Furniture/Fixtures/Appliances/Hardware
Gaston College	Blum (project 3)	Furniture/Fixtures/Appliances/Hardware
Gaston College	Dole Fresh Vegetables (proj 3)	Food/Beverage/Tobacco Processing
Gaston College	Huber Technology, Inc.	Machinery/Equipment
Gaston College	Husky Rack & Wire 2	Machinery/Equipment
Gaston College	HYDAC (project 2)	Metals/Iron/Steel
Gaston College	J & L Machine & Fabrication #2	Metals/Iron/Steel
Gaston College	Owens Corning (project 3)	Textile/Apparel
Gaston College	Parkdale Mills	Textile/Apparel
Gaston College	Polykemi, Inc.	Plastics/Rubber/Glass/Cement
Gaston College	Robert Bosch Tool Project 2	Metals/Iron/Steel
Guilford TCC	Autel	Computers/Electronics/Electrical
Guilford TCC	Core Technology Molding (#3)	Plastics/Rubber/Glass/Cement
Guilford TCC	Core Technology Molding (#4)	Plastics/Rubber/Glass/Cement
Guilford TCC	Harriss & Covington (proj #2)	Textile/Apparel
Guilford TCC	HSM Solutions	Transportation
Guilford TCC	LT Apparel Group	Warehousing/Distribution
Guilford TCC	Marshall Aerospace	Miscellaneous Manufacturing
Guilford TCC	Mickey Truck Bodies	Transportation
Guilford TCC	Noregon Project 2	Professional/Scientific/Technical Services
Guilford TCC	Procter & Gamble BOC #2	Chemical
Guilford TCC	Procter & Gamble Boc #3	Chemical
Guilford TCC	Procter & Gamble Phc	Pharmaceutical/Medical
Guilford TCC	Simply Southern	Textile/Apparel
Guilford TCC	Soelect, Inc.	Metals/Iron/Steel
Guilford TCC	Sunlight Batteries USA	Computers/Electronics/Electrical
Guilford TCC	Wysong (project 3)	Metals/Iron/Steel
Guilford TCC	Ziehl-Abegg Inc. (project #3)	Metals/Iron/Steel
Halifax CC	AEL Span (Project 2)	Warehousing/Distribution
Halifax CC	Patch Rubber	Plastics/Rubber/Glass/Cement
Halifax CC	PCB Piezotronics (#3)	Computers/Electronics/Electrical
Halifax CC	WestRock	Wood/Paper/Printing
Haywood CC	ConMet (Canton) (project 3)	Plastics/Rubber/Glass/Cement
Isothermal CC	Bzm	Metals/Iron/Steel
Isothermal CC	Trelleborg CF	Textile/Apparel
James Sprunt CC	Carbon Cycle North Carolina	Chemical
James Sprunt CC	Design Mode Cabinetry	Wood/Paper/Printing
Johnston CC	Berry Global (project 5)	Textile/Apparel
Johnston CC	Conestoga Wood	Wood/Paper/Printing
Johnston CC	Grifols - NFB (project 5)	Pharmaceutical/Medical
Johnston CC	Hales Group (project 2)	Metals/Iron/Steel
Johnston CC	MM Packaging	Wood/Paper/Printing

North Carolina Community College System
Customized Training Projects by Industry Clusters
Reporting Period: July 1, 2024 - June 30, 2025

College	Client Company	Industry Cluster
Johnston CC	PCX Corporation (Clayton)	Computers/Electronics/Electrical
Johnston CC	Studio Tk (project 4)	Furniture/Fixtures/Appliances/Hardware
Lenoir CC	Crown Project 2	Machinery/Equipment
Lenoir CC	Field Controls Company (#3)	Metals/Iron/Steel
Lenoir CC	RECONC	Metals/Iron/Steel
Martin CC	Flagstone Foods #1	Food/Beverage/Tobacco Processing
Mayland CC	BRP #3	Metals/Iron/Steel
Mayland CC	New Buck Corporation (proj. 2)	Metals/Iron/Steel
McDowell TCC	Baxter Healthcare (project 3)	Pharmaceutical/Medical
Mitchell CC	Denso Manufacturing Nc, Inc.	Computers/Electronics/Electrical
Mitchell CC	Kewaunee Scientific (proj. 3)	Furniture/Fixtures/Appliances/Hardware
Mitchell CC	Sherwin Williams	Chemical
Montgomery CC	Mohawk Industries, Inc.	Wood/Paper/Printing
Nash CC	C & W Services	Transportation
Nash CC	Hubbell	Computers/Electronics/Electrical
Nash CC	Pfizer (project 4)	Pharmaceutical/Medical
Piedmont CC	Louisiana Pacific #2	Wood/Paper/Printing
Piedmont CC	Open Book Extracts	Chemical
Piedmont CC	Polywood Outdoor (project #2)	Plastics/Rubber/Glass/Cement
Piedmont CC	Spuntech Industries (#5)	Textile/Apparel
Pitt CC	Attindas Project 3	Wood/Paper/Printing
Pitt CC	Boviet Solar	Computers/Electronics/Electrical
Pitt CC	CMI Plastics Inc (Project 5)	Plastics/Rubber/Glass/Cement
Pitt CC	CMP Pharma	Pharmaceutical/Medical
Pitt CC	Hyster-Yale (project #5)	Machinery/Equipment
Pitt CC	Jack A Farris (Project 2)	Metals/Iron/Steel
Pitt CC	Metallix Refining (project 3)	Metals/Iron/Steel
Pitt CC	Purilum (project 3)	Miscellaneous Manufacturing
Pitt CC	The Hammock Source	Textile/Apparel
Pitt CC	Thermo Fisher (Project #4)	Pharmaceutical/Medical
Pitt CC	Thermo Fisher Scientific (#3)	Pharmaceutical/Medical
Pitt CC	World Cat	Transportation
Randolph CC	Darran Furniture (project 2)	Furniture/Fixtures/Appliances/Hardware
Randolph CC	Elastic Therapy (project 2)	Textile/Apparel
Randolph CC	Fujihatsu & Toyotsu Battery Co	Transportation
Randolph CC	Hafele America	Furniture/Fixtures/Appliances/Hardware
Randolph CC	Jowat (project 2)	Chemical
Randolph CC	Liberty Trailers	Transportation
Randolph CC	Metals Usa (project 2)	Metals/Iron/Steel
Randolph CC	Toyota Battery Mfg NC	Transportation
Randolph CC	Toyota Battery Mfg NC 2	Transportation
Randolph CC	Wells Hosiery Fox Apparel	Textile/Apparel
Richmond CC	Cascades Tissue (project 3)	Wood/Paper/Printing
Richmond CC	Cavco	Construction
Richmond CC	Global Packaging (Project 4)	Plastics/Rubber/Glass/Cement
Richmond CC	Huvepharma (project 2)	Pharmaceutical/Medical
Richmond CC	Latham Pools	Plastics/Rubber/Glass/Cement
Richmond CC	Service Thread (project 9)	Textile/Apparel

North Carolina Community College System
Customized Training Projects by Industry Clusters
Reporting Period: July 1, 2024 - June 30, 2025

College	Client Company	Industry Cluster
Richmond CC	We Pack	Warehousing/Distribution
Robeson CC	Rempac Foam	Plastics/Rubber/Glass/Cement
Robeson CC	The Campbell's Company (project #5)	Food/Beverage/Tobacco Processing
Rockingham CC	Beta Fueling Systems	Machinery/Equipment
Rockingham CC	Bridgestone Aircraft Tire, Usa	Plastics/Rubber/Glass/Cement
Rockingham CC	Drylock Technologies	Miscellaneous Manufacturing
Rockingham CC	Nestle Purina	Food/Beverage/Tobacco Processing
Rockingham CC	Weil-McLain	Metals/Iron/Steel
Rowan-Cabarrus CC	Celgard (#4)	Plastics/Rubber/Glass/Cement
Rowan-Cabarrus CC	Celgard, LLC (Concord) (#3)	Plastics/Rubber/Glass/Cement
Rowan-Cabarrus CC	Driveshaft Shop	Metals/Iron/Steel
Rowan-Cabarrus CC	DuPont Performance Bldg Sol	Wood/Paper/Printing
Rowan-Cabarrus CC	Eli Lilly and Company	Pharmaceutical/Medical
Rowan-Cabarrus CC	Hexagon Agility	Chemical
Rowan-Cabarrus CC	Interstate Fabrication	Metals/Iron/Steel
Rowan-Cabarrus CC	Oiles America (4)	Miscellaneous Manufacturing
Rowan-Cabarrus CC	Rite Lite Sign, Inc	Miscellaneous Manufacturing
Rowan-Cabarrus CC	Safewaze	Textile/Apparel
Rowan-Cabarrus CC	Vanquish Fencing, Inc.	Metals/Iron/Steel
Rowan-Cabarrus CC	Westlake Royal Building Produ	Wood/Paper/Printing
Sandhills CC	Pennsylvania Transformer Tech	Computers/Electronics/Electrical
Sandhills CC	Reliance Packaging (project 3)	Plastics/Rubber/Glass/Cement
Sandhills CC	Spiritus Systems	Textile/Apparel
Southeastern CC	Atlantic Packaging	Wood/Paper/Printing
Southeastern CC	Veloce Planes LLC	Transportation
Southeastern CC	West Fraser	Wood/Paper/Printing
South Piedmont CC	Ati Specialty Materials #4	Metals/Iron/Steel
South Piedmont CC	Carolina Apparel	Textile/Apparel
South Piedmont CC	Charlotte Pipe & Foundry Co	Metals/Iron/Steel
South Piedmont CC	Consolidated Metco	Transportation
South Piedmont CC	Decore-Ative Specialties	Wood/Paper/Printing
South Piedmont CC	Glenmark (project 3)	Pharmaceutical/Medical
South Piedmont CC	Goulston Technologies (proj 2)	Wood/Paper/Printing
South Piedmont CC	Icon Aerospace	Transportation
South Piedmont CC	O'Neil Digital Solutions	Wood/Paper/Printing
South Piedmont CC	Southern Fabricators (proj 2)	Metals/Iron/Steel
Southwestern CC	Duotech Project 2	Computers/Electronics/Electrical
Southwestern CC	Jackson Paper (project 3)	Wood/Paper/Printing
Stanly CC	Auria (#2) (frmly IAC)	Transportation
Stanly CC	Fiberon (project 3)	Plastics/Rubber/Glass/Cement
Stanly CC	Martin Sprocket & Gear, Inc.	Machinery/Equipment
Stanly CC	Stanley Engineered Fastening-2	Metals/Iron/Steel
Surry CC	Cross Technology	Metals/Iron/Steel
Surry CC	Johnson Granite Inc. (proj #3)	Metals/Iron/Steel
Surry CC	L.S. Starrett	Machinery/Equipment
Surry CC	Lydech Project 4	Transportation
Surry CC	United Plastics (project 4)	Plastics/Rubber/Glass/Cement
Surry CC	Vitro Project #3	Plastics/Rubber/Glass/Cement

North Carolina Community College System
Customized Training Projects by Industry Clusters
Reporting Period: July 1, 2024 - June 30, 2025

College	Client Company	Industry Cluster
Surry CC	Wayne Farms LLC (project #2)	Food/Beverage/Tobacco Processing
Surry CC	Weyerhaeuser (Elkin) proj. 5	Wood/Paper/Printing
Tri-County CC	Aegis Power Systems (project 2)	Computers/Electronics/Electrical
Vance-Granville CC	Carolina Coops	Wood/Paper/Printing
Vance-Granville CC	M.R. Williams (project 2)	Warehousing/Distribution
Vance-Granville CC	PlanITROI	Professional/Scientific/Technical Services
Vance-Granville CC	Southwire	Miscellaneous Manufacturing
Wake TCC	Accu-Fab Manufacturing	Metals/Iron/Steel
Wake TCC	Accu-Tool, LLC	Metals/Iron/Steel
Wake TCC	Advanced Plastiform, Inc	Plastics/Rubber/Glass/Cement
Wake TCC	Amgen	Pharmaceutical/Medical
Wake TCC	Amgen (Project 2)	Pharmaceutical/Medical
Wake TCC	Applied Research Associates #3	Professional/Scientific/Technical Services
Wake TCC	Applied Research Associates #4	Professional/Scientific/Technical Services
Wake TCC	CCL Industries	Wood/Paper/Printing
Wake TCC	Dell Technologies, Inc.	Computers/Electronics/Electrical
Wake TCC	Flowserve Corporation	Machinery/Equipment
Wake TCC	FUJIFILM	Pharmaceutical/Medical
Wake TCC	FUJIFILM Diosynth(Morrisville)	Pharmaceutical/Medical
Wake TCC	FUJIFILM (Holly Springs)	Pharmaceutical/Medical
Wake TCC	Gilead Sciences, Inc. (BSC)	Professional/Scientific/Technical Services
Wake TCC	Guerbet LLC	Pharmaceutical/Medical
Wake TCC	Kellanova	Food/Beverage/Tobacco Processing
Wake TCC	MemberHub	Professional/Scientific/Technical Services
Wake TCC	Merz Aesthetics (HQ) (#2)	Pharmaceutical/Medical
Wake TCC	Nomaco	Plastics/Rubber/Glass/Cement
Wake TCC	Onlogic, Inc.	Computers/Electronics/Electrical
Wake TCC	OPTIMA Packaging	Miscellaneous Manufacturing
Wake TCC	PCX Corporation	Computers/Electronics/Electrical
Wake TCC	Seqirus (project 7)	Pharmaceutical/Medical
Wake TCC	Siemens Industry	Computers/Electronics/Electrical
Wake TCC	Targan, Inc.	Machinery/Equipment
Wake TCC	Xerox (Cary)	Professional/Scientific/Technical Services
Wayne CC	AP Emissions Technologies (3)	Transportation
Wayne CC	Mt. Olive Pickle Company (2)	Food/Beverage/Tobacco Processing
Wayne CC	Protec-GE Waukesha, Inc.	Computers/Electronics/Electrical
Western Piedmont CC	Gerresheimer Glass	Plastics/Rubber/Glass/Cement
Western Piedmont CC	Leviton Manufacturing	Computers/Electronics/Electrical
Western Piedmont CC	Meridian Specialty Yarn Grp #3	Textile/Apparel
Western Piedmont CC	Meritor	Transportation
Western Piedmont CC	Molded Fiber Glass (prj 2)	Transportation
Western Piedmont CC	Synergy Labs	Chemical
Western Piedmont CC	The Maynard Company	Metals/Iron/Steel
Western Piedmont CC	Unix Packaging Proj 2	Food/Beverage/Tobacco Processing
Western Piedmont CC	Valdese Weavers (project 5)	Textile/Apparel
Western Piedmont CC	Valdese Weavers (project 6)	Textile/Apparel
Wilkes CC	Allura	Plastics/Rubber/Glass/Cement
Wilkes CC	American Emergency Vehicles #1	Transportation

North Carolina Community College System
Customized Training Projects by Industry Clusters
 Reporting Period: July 1, 2024 - June 30, 2025

College	Client Company	Industry Cluster
Wilkes CC	Gardner Glass Project 3	Plastics/Rubber/Glass/Cement
Wilkes CC	GE Aviation (W Jefferson) #4	Transportation
Wilkes CC	Worldwide Protective (proj. 2)	Textile/Apparel
Wilson CC	3C Stores Fixtures (#3)	Furniture/Fixtures/Appliances/Hardware
Wilson CC	Believer Meats	Food/Beverage/Tobacco Processing
Wilson CC	Bridgestone Americas (#3)	Plastics/Rubber/Glass/Cement
Wilson CC	Mativ	Chemical
Wilson CC	Merck (Wilson) project 3	Pharmaceutical/Medical
Wilson CC	Old Saratoga, Inc.	Food/Beverage/Tobacco Processing
Wilson CC	Sun River Services (project 2)	Food/Beverage/Tobacco Processing



Customized Training Program Business and Industry Support Summary of Training Activities

Data Category Definitions

Column	Data Category	Definition
1	College	North Carolina community college to which Business and Industry Support Funds have been allocated.
2	Number of Companies Served	Companies supported by Business and Industry Support Funds.
3	Number of Training Activities	Instructional activities provided with Business and Industry Support Funds.
4	Instructional Expenditures	Business and Industry Support Funds expended to support instructional activities.
5	Number of Trainees	Number of trainees served with Business and Industry Support Funds.
6	Average Cost Per Trainee	Total instructional expenditures divided by the total number of trainees.
7	Administrative Expenditures	Total administrative funds expended per college from the base allotment of Business and Industry Support Funds.
8	Total Expenditures	Total Business and Industry Support Funds expended which include instructional and administrative components.

Customized Training Program
Business and Industry Support (Funding Purpose 364 and 365)
Summary of Training Activities
Reporting Period: July 1, 2024 - June 30, 2025

College (1)	Number of Companies Served (2)	Number of Training Activities (3)	Instructional Expenditures (4)	Number of Trainees (5)	Average Cost Per Trainee (6)	Administrative Expenditures (7)	Total Expenditures (8)
Alamance	29	62	\$20,064.80	173	\$115.98	\$39,515.27	\$59,580.07
Asheville-Buncombe	20	28	\$21,533.49	278	\$77.46	\$39,999.18	\$61,532.67
Beaufort	6	9	\$9,018.72	228	\$39.56	\$39,911.23	\$48,929.95
Bladen	7	13	\$9,504.05	71	\$133.86	\$34,193.87	\$43,697.92
Blue Ridge	7	15	\$20,000.00	117	\$170.94	\$40,000.00	\$60,000.00
Brunswick	12	47	\$10,000.00	335	\$29.85	\$40,000.00	\$50,000.00
Caldwell	13	22	\$20,000.00	415	\$48.19	\$40,000.00	\$60,000.00
Cape Fear	22	50	\$19,843.40	173	\$114.70	\$40,000.00	\$59,843.40
Carteret	1	2	\$4,595.00	41	\$112.07	\$40,000.00	\$44,595.00
Catawba Valley	12	27	\$20,000.00	297	\$67.34	\$40,000.00	\$60,000.00
Central Carolina	16	29	\$20,000.00	102	\$196.08	\$40,000.00	\$60,000.00
Central Piedmont	12	41	\$19,998.09	106	\$188.66	\$40,000.00	\$59,998.09
Cleveland	7	9	\$16,802.00	122	\$137.72	\$39,997.06	\$56,799.06
Coastal Carolina	4	9	\$9,797.01	6	\$1,632.84	\$40,000.00	\$49,797.01
College of the Albemarle	4	4	\$9,401.39	32	\$293.79	\$40,000.00	\$49,401.39
Craven	2	4	\$10,000.00	27	\$370.37	\$40,000.00	\$50,000.00
Davidson-Davie	8	16	\$19,944.22	147	\$135.67	\$40,000.00	\$59,944.22
Durham	18	33	\$20,229.98	113	\$179.03	\$39,766.41	\$59,996.39
Edgecombe	6	12	\$7,054.76	74	\$95.33	\$37,988.15	\$45,042.91
Fayetteville	15	24	\$21,701.56	185	\$117.31	\$38,298.00	\$59,999.56
Forsyth	11	22	\$19,999.98	61	\$327.87	\$40,000.00	\$59,999.98
Gaston	10	22	\$20,000.00	359	\$55.71	\$40,000.00	\$60,000.00
Guilford	16	22	\$20,000.00	60	\$333.33	\$40,000.00	\$60,000.00
Halifax	2	3	\$7,500.00	17	\$441.18	\$39,999.33	\$47,499.33
Haywood	1	2	\$2,187.37	40	\$54.68	\$40,000.00	\$42,187.37
Isothermal	16	28	\$10,153.65	198	\$51.28	\$39,845.06	\$49,998.71
James Sprunt	8	14	\$11,816.00	103	\$114.72	\$38,184.00	\$50,000.00
Johnston	4	6	\$20,000.00	107	\$186.92	\$35,784.36	\$55,784.36
Lenoir	6	14	\$20,000.00	31	\$645.16	\$40,000.00	\$60,000.00
Martin	3	4	\$7,500.00	56	\$133.93	\$40,000.00	\$47,500.00

Customized Training Program
Business and Industry Support (Funding Purpose 364 and 365)
Summary of Training Activities
Reporting Period: July 1, 2024 - June 30, 2025

College (1)	Number of Companies Served (2)	Number of Training Activities (3)	Instructional Expenditures (4)	Number of Trainees (5)	Average Cost Per Trainee (6)	Administrative Expenditures (7)	Total Expenditures (8)
Mayland	2	4	\$12,390.00	39	\$317.69	\$38,601.18	\$50,991.18
McDowell	7	16	\$10,000.00	206	\$48.54	\$39,999.90	\$49,999.90
Mitchell	8	10	\$19,999.43	135	\$148.14	\$40,000.00	\$59,999.43
Montgomery	4	10	\$11,771.00	108	\$108.99	\$35,729.00	\$47,500.00
Nash	7	15	\$19,955.44	136	\$146.73	\$40,000.00	\$59,955.44
Pamlico (consortium with Craven CC)							
Piedmont	4	5	\$7,499.95	90	\$83.33	\$39,999.26	\$47,499.21
Pitt	6	13	\$19,982.83	146	\$136.87	\$39,998.22	\$59,981.05
Randolph	33	113	\$20,000.00	268	\$74.63	\$40,000.00	\$60,000.00
Richmond	9	13	\$10,000.00	102	\$98.04	\$40,000.00	\$50,000.00
Roanoke-Chowan	1	1	\$4,800.00	16	\$300.00	\$39,999.11	\$44,799.11
Robeson	5	19	\$20,000.00	158	\$126.58	\$39,999.89	\$59,999.89
Rockingham	9	12	\$10,000.00	69	\$144.93	\$40,000.00	\$50,000.00
Rowan-Cabarrus	19	24	\$20,000.00	412	\$48.54	\$40,000.00	\$60,000.00
Sampson	6	10	\$13,007.03	114	\$114.10	\$27,272.36	\$40,279.39
Sandhills	5	7	\$10,000.00	49	\$204.08	\$39,999.99	\$49,999.99
South Piedmont	21	59	\$20,000.00	157	\$127.39	\$40,000.00	\$60,000.00
Southeastern	6	14	\$7,499.41	139	\$53.95	\$40,000.00	\$47,499.41
Southwestern	2	4	\$1,770.68	32	\$55.33	\$35,000.00	\$36,770.68
Stanly	4	7	\$10,000.00	67	\$149.25	\$40,000.00	\$50,000.00
Surry	19	82	\$19,984.23	354	\$56.45	\$40,000.00	\$59,984.23
Tri-County	4	5	\$2,371.21	41	\$57.83	\$40,000.00	\$42,371.21
Vance-Granville	5	15	\$19,775.71	121	\$163.44	\$39,330.89	\$59,106.60
Wake	15	42	\$24,522.66	256	\$95.79	\$35,477.00	\$59,999.66
Wayne	5	11	\$9,991.50	67	\$149.13	\$40,000.00	\$49,991.50
Western Piedmont	10	25	\$18,298.74	438	\$41.78	\$31,699.00	\$49,997.74
Wilkes	10	22	\$9,989.11	264	\$37.84	\$39,999.99	\$49,989.10
Wilson	5	13	\$21,461.31	108	\$198.72	\$38,538.00	\$59,999.31
SYSTEM TOTALS	529	1,164	\$823,715.71	8,166	\$100.87	\$2,225,125.71	\$3,048,841.42



NCEdge Customized Training Project Completions

Continuous Improvement Evaluation Instrument

The purpose of the Continuous Improvement Evaluation Instrument is to assess the companies' expectations, program impact and overall effectiveness of the customized training received by participating in the Customized Training Program. The responses are summarized and used for program assessments and improvement.

Program assessment is based on the following categories and rating scale.

Expectations: The extent to which Customized Training met the company's expectations.

Impact: The overall impact of Customized Training on the company's operations.

Effectiveness: The overall effectiveness of Customized Training in preparing the company's employees for productivity.

Rating Scale					
5	4	3	2	1	N/A
Excellent no improvement necessary, exceed highest expectations	Very Good company needs were met at a highly acceptable level	Acceptable needs met but some improvement indicated	Marginal some needs unsatisfied, item needs substantial improvement	Unacceptable needs generally not satisfied	Not Applicable evaluation not completed by client company

The following Project Completions section includes summary performance information and evaluations for Customized Training projects that were completed during the reporting period July 1, 2024 – June 30, 2025.

NCEdge Customized Training Project Completions Data Category Definitions

Column	Data Category	Definition
1	College/Company	North Carolina community college to which funds have been allocated for the support of an approved Customized Training project. The new or existing company is supported by Customized Training project funding.
2	Project Type	JG-New = Job Growth for New Company; JG-Existing = Job Growth for Existing Company; PE-Existing = Productivity Enhancement for Existing Company; TI-Existing = Technology Investment for Existing Company.
3	Start Date	The initiation of a Customized Training project which has received approval by the Vice President of Economic Development and/or the NCCCS Review Panel.
4	End Date	The completion of all training activities and financial close-out process for an approved Customized Training project.
5	Allocations	Total amount of Customized Training funds allotted to a college to support an approved Customized Training project.
6	Expenditures	Total amount of Customized Training funds expended by a college to support an approved Customized Training project.
7	Trained by Company Instructors	Total unduplicated number of trainees trained during the project period by instructors who are company employees/contractors.
8	Trained by College Instructors	Total unduplicated number of trainees trained during the project period by either full- or part-time college employees, contracted community college instructors, NCCCS Regional Trainers and NCCCS BioNetwork instructors.
9	Company's Expectations Met	Extent to which Customized Training met the company's expectations.
10	Training Impact	Overall impact of Customized Training on the company's operations.
11	Training Effectiveness	Overall effectiveness of Customized Training in preparing the company's employees for productivity.

**Customized Training Program
Project Completions**

(Funding Purpose 361)

Projects Completed July 1, 2024 through June 30, 2025

College/Company	Company Type	Start Date	End Date	Allocations	Expenditures	Trained by Company Instructors	Trained by College/ Other Instructors	Company's Expectations Met (Rating)	Training Impact (Rating)	Training Effectiveness (Rating)
(1)	(2)	(3)	(4)	(5)	(6)	(7)	(8)	(9)	(10)	(11)

Alamance Community College

Andersen Products (#3)	JG-Existing	5/23/2022	5/15/2025	\$36,331.00	\$31,273.98	0	120	4	4	4
Wilson Brown Sock Company	JG-Expanding	5/1/2024	6/30/2025	\$8,607.00	\$8,462.00	0	26	N/A	N/A	N/A

Asheville-Buncombe Technical Community College

BorgWarner Turbo Systems (#3)	TI-Existing	1/31/2022	9/16/2024	\$149,140.00	\$131,139.17	0	394	5	5	5
Jacob Holm Industries (#2)	TI-Existing	2/28/2022	1/24/2025	\$83,854.00	\$82,132.15	0	64	5	5	5

Beaufort County Community College

Caldwell Marine Designs	PE-Existing	10/1/2023	11/25/2024	\$40.00	\$40.00	0	6	N/A	N/A	N/A
-------------------------	-------------	-----------	------------	---------	---------	---	---	-----	-----	-----

Blue Ridge Community College

Kimberly Clark Corp. (#2)	PE-Existing	9/1/2022	3/13/2025	\$43,267.00	\$43,230.30	0	93	4	5	5
Sierra Nevada Brewing Co. (#2)	PE-Existing	2/20/2023	6/17/2025	\$15,917.00	\$15,867.94	0	73	5	5	5
Tageos	JG-New	9/11/2023	5/21/2025	\$103,511.00	\$103,511.00	0	67	5	5	5

Brunswick Community College

Blair-HSM Machine Works	TI-Existing	7/11/2022	6/20/2025	\$13,840.00	\$13,767.28	0	12	5	5	5
Pacon Manufacturing	JG-New	6/6/2022	6/5/2025	\$44,782.00	\$44,440.26	0	75	4	4	4
Precision Swiss Products, Inc.	JG-New	9/28/2022	6/5/2025	\$40,677.00	\$40,267.76	0	63	5	5	5

Caldwell Community College

**Customized Training Program
Project Completions**

(Funding Purpose 361)

Projects Completed July 1, 2024 through June 30, 2025

College/Company	Company Type	Start Date	End Date	Allocations	Expenditures	Trained by Company Instructors	Trained by College/ Other Instructors	Company's Expectations Met (Rating)	Training Impact (Rating)	Training Effectiveness (Rating)
Exela Pharma Sciences (#2)	PE-Existing	1/24/2022	1/14/2025	\$61,591.00	\$61,591.00	0	551	4	4	4

Cape Fear Community College

Frontier Scientific Solutions	JG-New	8/16/2022	5/20/2025	\$570.00	\$570.00	0	7	N/A	N/A	N/A
-------------------------------	--------	-----------	-----------	----------	----------	---	---	-----	-----	-----

Catawba Valley Community College

Arhaus Furniture	PE-Existing	8/11/2022	5/21/2025	\$7,020.00	\$7,016.72	0	88	5	5	5
Design Foundry	PE-Existing	8/18/2022	6/10/2025	\$5,416.00	\$5,387.53	0	33	5	5	5
Sherrill Furniture	PE-Existing	8/11/2022	5/22/2025	\$33,732.00	\$33,729.73	0	191	5	5	5

Central Carolina Community College

Conveyor Technologies (#2)	PE-Existing	10/14/2022	10/8/2024	\$20,746.00	\$20,247.50	0	84	5	5	5
Coty, Inc. (#4)	PE-Existing	11/3/2021	10/31/2024	\$89,389.00	\$80,272.53	0	192	4	4	4
Pfizer Sanford North	JG-Existing	11/21/2022	10/2/2024	\$77,440.00	\$77,005.38	0	98	5	5	5
VinFast (developmental)	JG-New	10/3/2022	10/30/2024	\$346,194.00	\$338,659.79	0	0	5	5	5
Wolfspeed (Siler City)	JG-New	12/21/2023	6/25/2025	\$931,856.00	\$931,224.80	24	95	5	5	5

Central Piedmont Community College

Boingo Graphics	PE-Existing	6/14/2023	6/25/2025	\$21,862.00	\$21,860.37	0	20	5	5	5
Jenkins Electric	JG-Expanding	8/28/2023	6/25/2025	\$51,031.00	\$45,944.06	0	77	5	5	5
Legion Brewing	JG-Existing	7/1/2022	5/21/2025	\$56,456.00	\$56,245.51	0	72	4	5	5
RGA Enterprises, Inc.	PE-Existing	11/7/2022	3/26/2025	\$22,046.00	\$21,617.07	0	32	5	5	5
Siemens Energy (#3)	JG-Expanding	7/3/2023	1/14/2025	\$39,328.00	\$39,094.38	298	244	5	5	5

**Customized Training Program
Project Completions**

(Funding Purpose 361)

Projects Completed July 1, 2024 through June 30, 2025

College/Company	Company Type	Start Date	End Date	Allocations	Expenditures	Trained by Company Instructors	Trained by College/ Other Instructors	Company's Expectations Met (Rating)	Training Impact (Rating)	Training Effectiveness (Rating)
Cleveland Community College										
AMES/IMC Copper Group	JG-Existing	1/31/2022	12/10/2024	\$126,845.00	\$119,269.57	0	73	4	5	5
Coats North America	JG-Existing	7/5/2022	6/4/2025	\$212,037.00	\$204,822.81	0	365	5	4	4
Greenheck Fan Corp. (#3)	JG-Existing	7/1/2021	10/4/2024	\$122,801.00	\$121,043.08	0	906	4	4	4
Zapps Wholesale	JG-Existing	4/8/2022	4/22/2025	\$78,090.00	\$77,440.00	0	123	4	4	5
Craven										
BSH Home Appliances Corp (#3)	JG-Existing	4/29/2022	4/15/2025	\$26,418.00	\$25,288.25	0	159	4	4	4
Davidson-Davie Community College										
BMK Americas	JG-Expanding	8/30/2023	7/15/2024	\$405.00	\$0.00	0	0	N/A	N/A	N/A
Border Concepts, Inc.	JG-Existing	10/24/2022	9/19/2024	\$3,147.00	\$1,943.85	0	67	5	5	5
Comfort Bilt, LLC	JG-Existing	7/1/2022	4/24/2025	\$76,896.00	\$76,532.38	0	74	5	5	5
CPM Wolverine Proctor (#2)	PE-Existing	9/3/2024	5/1/2025	\$0.00	\$0.00	0	0	N/A	N/A	N/A
EGGER Wood Products (#2)	JG-Existing	11/28/2022	10/23/2024	\$60,621.00	\$59,514.49	0	122	5	5	5
Liberty Sheds	JG-Expanding	7/27/2023	3/10/2025	\$7,916.00	\$7,308.53	0	30	5	5	N/A
Mohawk Industries (#2)	JG-Existing	5/5/2022	5/1/2025	\$138,774.00	\$127,136.72	0	262	4	4	4
Durham Technical Community College										
Biogen (#3)	JG-Expanding	4/17/2023	5/2/2025	\$162,436.00	\$124,919.60	0	443	5	5	5
Eli Lilly and Company	JG-New	11/22/2021	11/22/2024	\$100,280.00	\$86,117.59	0	264	5	5	5
KBI Biopharma (#2)	JG-Existing	3/1/2022	2/25/2025	\$226,810.00	\$191,326.11	0	499	5	5	5
Morinaga America Foods (#3)	JG-Existing	7/20/2022	6/6/2025	\$83,453.00	\$76,348.43	0	234	5	5	5

**Customized Training Program
Project Completions**

(Funding Purpose 361)

Projects Completed July 1, 2024 through June 30, 2025

College/Company	Company Type	Start Date	End Date	Allocations	Expenditures	Trained by Company Instructors	Trained by College/ Other Instructors	Company's Expectations Met (Rating)	Training Impact (Rating)	Training Effectiveness (Rating)
Wolfspeed (Durham) #5	JG-Expanding	10/30/2023	1/7/2025	\$126,257.00	\$124,339.73	0	144	N/A	N/A	N/A
Edgecombe Community College										
LS Cable & System (#2)	JG-Existing	3/1/2022	2/28/2025	\$7,717.00	\$7,662.56	0	55	4	4	4
Forsyth Technical Community College										
BekaertDeslee	JG-Existing	7/11/2022	9/9/2024	\$54,231.00	\$48,235.94	0	255	4	5	5
Clearlight Glass	JG-Expanding	10/25/2023	5/1/2025	\$12,358.00	\$11,769.50	0	22	5	5	5
ICD Alloys	PE-Existing	10/2/2023	11/15/2024	\$19,696.00	\$19,490.49	0	32	5	5	5
Piedmont Propulsion (#2)	JG-Existing	1/3/2023	11/12/2024	\$34,179.00	\$28,037.85	0	61	5	5	5
Salem Sports Events, LLC	JG-Existing	8/1/2022	6/20/2025	\$28,864.00	\$23,566.65	0	26	N/A	N/A	N/A
Thermcraft, Inc.	JG-Existing	4/11/2022	3/10/2025	\$38,885.00	\$34,756.35	0	79	5	5	5
Gaston College										
Aptar Group, Inc (#4)	JG-Expanding	7/18/2022	6/25/2025	\$99,620.00	\$99,468.59	0	129	4	4	4
Blum (#2)	JG-Existing	3/1/2022	2/3/2025	\$528,248.00	\$524,961.49	0	480	5	5	5
Dole Fresh Vegetables (#3)	JG-Existing	3/1/2022	3/1/2025	\$322,040.00	\$317,059.18	0	348	5	5	5
HYDAC (#2)	JG-Existing	7/5/2022	6/25/2025	\$118,255.00	\$118,253.35	0	77	5	5	5
J & L Machine & Fabrication #2	JG-Existing	8/15/2022	6/5/2025	\$113,630.00	\$113,625.32	0	122	4	5	5
Owens Corning (#3)	TI-Existing	8/16/2021	8/16/2024	\$113,784.00	\$113,733.48	0	93	5	5	5
Polykemi, Inc.	JG-New	2/13/2023	5/30/2025	\$35,250.00	\$35,249.50	0	26	4	5	5
Guilford Technical Community College										
Core Technology Molding (#3)	JG-Existing	7/5/2022	9/5/2024	\$80,692.00	\$78,173.03	0	27	4	4	4

**Customized Training Program
Project Completions**

(Funding Purpose 361)

Projects Completed July 1, 2024 through June 30, 2025

College/Company	Company Type	Start Date	End Date	Allocations	Expenditures	Trained by Company Instructors	Trained by College/ Other Instructors	Company's Expectations Met (Rating)	Training Impact (Rating)	Training Effectiveness (Rating)
Harriss & Covington (#2)	JG-Existing	1/3/2022	12/16/2024	\$12,380.00	\$12,106.35	0	34	4	4	4
HSM Solutions	JG-Expanding	7/3/2023	12/16/2024	\$32,843.00	\$29,811.11	0	51	5	5	5
Procter & Gamble BOC #2	JG-Existing	2/6/2024	1/8/2025	\$128,437.00	\$92,577.06	0	82	5	5	5
Simply Southern	JG-Existing	7/1/2022	6/2/2025	\$47,078.00	\$45,314.35	0	239	3	3	3
Soelect, Inc.	JG-Expanding	10/2/2023	2/14/2025	\$10,897.00	\$10,721.00	0	21	5	5	5
Wysong (#3)	JG-Existing	11/29/2021	11/20/2024	\$12,819.00	\$12,247.00	0	32	5	5	5
Ziehl-Abegg Inc. (#3)	JG-Existing	12/8/2022	12/16/2024	\$85,751.00	\$73,905.58	0	180	3	3	3

Haywood Community College

ConMet (Canton) (#3)	TI-Existing	4/8/2022	3/5/2025	\$40,386.00	\$16,710.00	0	58	5	5	5
----------------------	-------------	----------	----------	-------------	-------------	---	----	---	---	---

Johnston Community College

Grifols - NFB (#5)	JG-Existing	3/15/2022	3/3/2025	\$168,607.00	\$162,341.68	0	696	3	4	4
PCX Corporation (Clayton)	JG-Existing	4/18/2022	4/14/2025	\$34,964.00	\$33,047.27	0	59	6	6	6
Studio TK (#4)	PE-Existing	2/19/2024	1/16/2025	\$28,965.00	\$26,318.50	0	35	4	4	4

Lenoir Community College

Field Controls Company (#3)	JG-Existing	7/1/2022	4/23/2025	\$16,023.00	\$9,570.31	0	77	4	5	5
RECONC	JG-New	6/24/2022	5/12/2025	\$8,394.00	\$7,583.00	0	51	4	4	4

Mayland Community College

New Buck Corporation (#2)	TI-Existing	2/8/2023	4/30/2025	\$27,616.00	\$26,143.12	0	10	5	5	4
---------------------------	-------------	----------	-----------	-------------	-------------	---	----	---	---	---

McDowell Community College

**Customized Training Program
Project Completions**

(Funding Purpose 361)

Projects Completed July 1, 2024 through June 30, 2025

College/Company	Company Type	Start Date	End Date	Allocations	Expenditures	Trained by Company Instructors	Trained by College/ Other Instructors	Company's Expectations Met (Rating)	Training Impact (Rating)	Training Effectiveness (Rating)
Baxter Healthcare (#3)	PE-Existing	9/13/2022	6/18/2025	\$118,670.00	\$119,464.07	0	91	5	5	5
Mitchell Community College										
Kewaunee Scientific (#3)	TI-Existing	3/27/2023	5/30/2025	\$81,244.00	\$81,170.16	0	175	5	5	4
Montgomery Community College										
Mohawk Industries, Inc.	TI-Existing	7/5/2022	6/27/2025	\$68,178.00	\$68,176.61	0	55	4	4	4
Nash Community College										
C & W Services	PE-Existing	2/13/2023	2/18/2025	\$35,018.00	\$34,981.90	0	47	5	5	5
Pitt Community College										
CMI Plastics Inc (#5)	JG-Expanding	9/15/2023	6/19/2025	\$13,817.00	\$13,632.77	0	22	4	4	4
Metallix Refining (#3)	PE-Existing	4/15/2022	4/14/2025	\$35,944.00	\$35,634.62	0	138	5	5	5
The Hammock Source	PE-Existing	11/22/2021	11/21/2024	\$6,939.00	\$6,843.69	0	46	5	5	5
Thermo Fisher Scientific (#3)	JG-Existing	4/15/2022	8/16/2024	\$184,486.00	\$182,595.85	0	688	4	4	4
Randolph Community College										
Jowat (#2)	JG-Existing	4/17/2023	4/8/2025	\$43,357.00	\$42,706.60	0	132	5	5	5
Toyota Battery Mfg NC	JG-New	1/3/2023	6/26/2025	\$1,652,355.00	\$1,641,586.96	0	1,285	5	5	5
Richmond Community College										
Cascades Tissue (#3)	TI-Existing	4/18/2022	12/9/2024	\$18,600.00	\$18,349.00	0	29	4	3	3
Cavco	JG-Existing	2/10/2023	1/13/2025	\$1,982.00	\$1,981.92	0	25	5	5	5

**Customized Training Program
Project Completions**

(Funding Purpose 361)

Projects Completed July 1, 2024 through June 30, 2025

College/Company	Company Type	Start Date	End Date	Allocations	Expenditures	Trained by Company Instructors	Trained by College/ Other Instructors	Company's Expectations Met (Rating)	Training Impact (Rating)	Training Effectiveness (Rating)
Rowan-Cabarrus Community College										
Celgard, LLC (Concord) (#3)	JG-Existing	8/15/2022	7/25/2024	\$121,483.00	\$121,482.08	0	305	5	5	5
Driveshaft Shop	JG-Existing	3/15/2022	2/5/2025	\$45,836.00	\$45,815.23	0	66	5	5	5
DuPont Performance Bldg Sol	JG-Existing	8/1/2022	1/28/2025	\$7,347.00	\$7,344.25	0	65	4	4	4
Vanquish Fencing, Inc.	JG-Existing	5/25/2022	7/19/2024	\$14,230.00	\$14,230.00	0	46	5	5	5
South Piedmont Community College										
Charlotte Pipe & Foundry	JG-Existing	3/13/2023	6/26/2025	\$97,405.00	\$95,823.60	313	636	5	5	5
Decore-Ative Specialties	JG-Existing	10/17/2022	2/7/2025	\$70,837.00	\$70,202.00	0	84	5	5	5
Stanly Community College										
Auria (#2) (frmly IAC)	PE-Existing	10/5/2022	10/1/2024	\$20,555.00	\$12,019.29	0	43	4	5	5
Martin Sprocket & Gear, Inc. Stanley Engineered Fastening (#2)	PE-Existing PE-Existing	3/13/2023 10/7/2022	3/13/2025 9/30/2024	\$4,648.00 \$13,707.00	\$4,478.58 \$4,336.02	0 0	33 30	5 4	5 5	5 4
Surry Community College										
Johnson Granite Inc. (#3)	JG-Existing	3/6/2023	2/10/2025	\$7,277.00	\$7,276.00	0	23	5	5	5
L.S. Starrett	JG-Existing	2/16/2023	2/3/2025	\$22,019.00	\$21,938.00	0	54	5	5	5
Vitro Project #3	TI-Existing	3/20/2023	2/25/2025	\$15,994.00	\$15,989.88	0	58	5	5	5
Wayne Farms LLC (#2)	TI-Existing	5/23/2022	11/1/2024	\$29,695.00	\$29,695.00	0	39	5	5	5
Weyerhaeuser (Elkin) #5	TI-Existing	7/25/2022	4/10/2025	\$50,211.00	\$49,997.27	0	95	5	5	5
Vance-Granville Community College										
Carolina Coops	JG-Expanding	9/5/2023	12/19/2024	\$3,184.00	\$3,181.02	0	27	5	5	5

**Customized Training Program
Project Completions**

(Funding Purpose 361)

Projects Completed July 1, 2024 through June 30, 2025

College/Company	Company Type	Start Date	End Date	Allocations	Expenditures	Trained by Company Instructors	Trained by College/ Other Instructors	Company's Expectations Met (Rating)	Training Impact (Rating)	Training Effectiveness (Rating)
Wake Technical Community College										
Accu-Tool, LLC	JG-Existing	1/10/2022	12/5/2024	\$56,561.00	\$56,397.44	0	20	5	5	5
Advanced Plastiform, Inc	JG-Existing	10/10/2022	2/13/2025	\$22,071.00	\$21,363.00	0	64	5	4	4
Amgen	JG-New	9/17/2024	4/25/2025	\$211,258.00	\$211,258.00	0	79	5	5	5
Applied Research Associates (#3)	JG-Existing	1/2/2023	10/31/2024	\$148,537.00	\$146,917.96	0	198	5	5	5
FUJIFILM Diosynth(Morrisville)	JG-Existing	3/31/2022	12/6/2024	\$318,993.00	\$313,848.42	0	360	5	5	5
FUJIFILM (Holly Springs)	JG-New	7/3/2023	12/9/2024	\$509,427.00	\$505,372.13	0	197	5	4	4
Gilead Sciences, Inc. (BSC)	JG-Existing	1/9/2023	4/30/2025	\$122,196.00	\$121,956.93	0	168	N/A	N/A	N/A
Guerbet LLC	JG-Existing	9/19/2022	6/27/2025	\$221,740.00	\$206,752.44	0	660	5	5	5
MemberHub	JG-Expanding	7/10/2023	1/21/2025	\$49,504.00	\$49,347.29	0	34	5	5	5
Nomaco	JG-Existing	10/17/2022	3/21/2025	\$48,723.00	\$47,857.79	0	119	5	5	5
OPTIMA Packaging	JG-Expanding	8/21/2023	3/24/2025	\$19,521.00	\$19,305.00	0	45	N/A	N/A	N/A
PCX Corporation	JG-Existing	3/1/2022	3/24/2025	\$117,733.00	\$110,917.83	0	142	5	5	5
Xerox (Cary)	JG-Existing	3/28/2022	2/11/2025	\$198,930.00	\$194,234.25	0	139	5	5	5
Wayne Community College										
AP Emissions Technologies (#3)	JG-Existing	10/20/2022	1/9/2025	\$640.00	\$560.00	0	38	5	5	5
Western Piedmont Community Colleges										
Molded Fiber Glass (#2)	PE-Existing	10/10/2022	5/16/2025	\$35,217.00	\$34,219.77	0	243	5	5	5
Valdese Weavers (#5)	TI-Existing	12/1/2021	11/22/2024	\$114,977.00	\$113,078.12	0	124	5	5	5
Wilson Community College										
Mativ	PE-Existing	12/11/2023	6/17/2025	\$2,068.00	\$2,068.00	0	11	N/A	N/A	N/A

**Customized Training Program
Project Completions**

(Funding Purpose 361)

Projects Completed July 1, 2024 through June 30, 2025

College/Company	Company Type	Start Date	End Date	Allocations	Expenditures	Trained by Company Instructors	Trained by College/ Other Instructors	Company's Expectations Met (Rating)	Training Impact (Rating)	Training Effectiveness (Rating)
Merck (Wilson) #3	JG-Existing	9/15/2022	3/5/2025	\$52,967.00	\$46,607.04	0	129	5	5	5
Sun River Services (#2)	PE-Existing	3/1/2022	2/27/2025	\$56,822.00	\$54,463.11	0	152	4	4	4
SYSTEM TOTALS				\$11,177,010.00	\$10,786,571.87	635	17,138	4.7	4.7	4.7

N/A is the result of one or more of the following: College unable to obtain summary evaluation from client company due to redirection of company's training needs and/or management, or impact of COVID-19 pandemic; training impact unrelated to portion of training received by company; company unable to accomplish planned activities due to unexpected economic circumstances impacting productivity; and/or company closed unexpectedly.


Continuous Improvement Evaluation

Average Rating – 4.7

Rating Scale: 5 = Excellent (highest) - 1 = Unacceptable (lowest)

Expectations
Extent to which the Customized Training Program met the company's expectations.

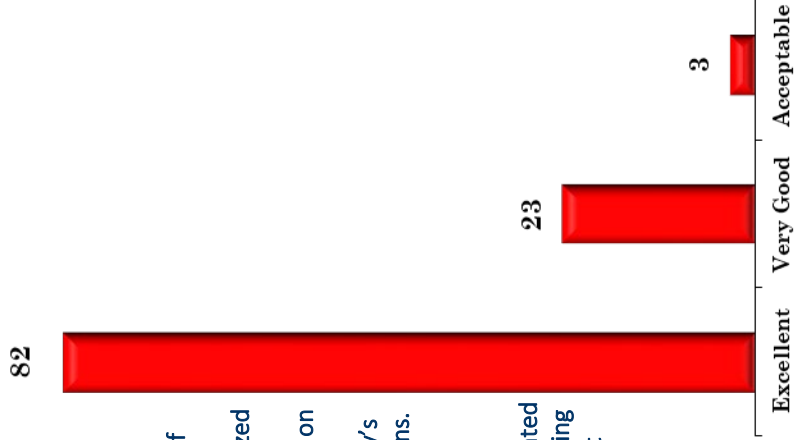
97% of clients rated the training excellent or very good.



108 completed evaluations by client companies in the Expectations category.

Impact
Overall impact of the Customized Training Program on the company's operations.

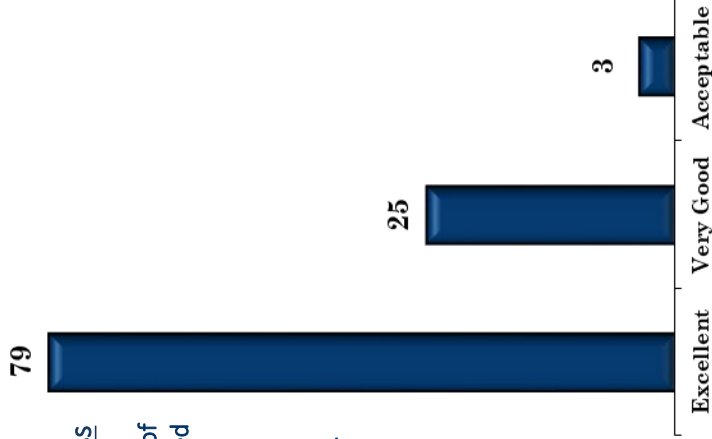
97% of clients rated the training excellent or very good.



108 completed evaluations by client companies in the Impact category.

Effectiveness
Overall effectiveness of the Customized Training Program in preparing the company's employees for productivity.

96% of clients rated the training excellent or very good.



108 completed evaluations by client companies in the Effectiveness category.



NCEdge Customized Training Program
Expenditures Report 2024-2025

September 1, 2025

Dr. Jeff Cox, President

(919) 807-7100
Caswell Building - 200 West Jones Street, Raleigh, North Carolina 27603
<https://www.nccommunitycolleges.edu>

The North Carolina Community College System is committed to equality of opportunity and does not discriminate against students or employees based on race, color, national origin, religion, gender, age or disability.