



**NORTH CAROLINA**  
State Board of Education  
Department of Public Instruction

---

# Report to the North Carolina General Assembly

---

Interscholastic Athletics

*General Statue § 115C-407.75.*

---

**Date Due: October 15, 2025**  
DPI Chronological Schedule, 2025-2026

# STATE BOARD OF EDUCATION

## STATE BOARD OF EDUCATION VISION

Every public school student in North Carolina will be empowered to accept academic challenges, prepared to pursue their chosen path after graduating high school, and encouraged to become lifelong learners with the capacity to engage in a globally-collaborative society.

## STATE BOARD OF EDUCATION MISSION

The mission of the North Carolina State Board of Education is to use its constitutional authority to guard and maintain the right of a sound, basic education for every child in North Carolina Public Schools.

### **ERIC DAVIS, Chair**

Charlotte – At-Large

### **JILL CAMNITZ**

Greenville – Northeast Region

### **JOHN BLACKBURN**

Linville – Northwest Region

### **ALAN DUNCAN, Vice Chair**

Greensboro – Piedmont-Triad Region

### **REGINALD KENAN**

Rose Hill – Southeast Region

### **DR. JANET MASON**

Forest City – Western Region

### **RACHEL HUNT, Lieutenant Governor**

Charlotte – Ex Officio

### **VACANT**

North Central Region

### **J. WENDELL HALL**

Ahoskie – At-Large

### **BRAD BRINER, State Treasurer**

Chapel Hill – Ex Officio

### **OLIVIA OXENDINE**

Pinehurst – Sandhills Region

### **CATTY MOORE**

Monroe – At-Large

### **MAURICE "MO" GREEN, Superintendent**

Greensboro – Secretary to the Board

### **VACANT**

Southwest Region

The above State Board of Education information is a record of the board members at the time of this document's approval for publication. For the current list of State Board Members, Vision and Mission Statements, go to [www.dpi.nc.gov/about-dpi/state-board-education](http://www.dpi.nc.gov/about-dpi/state-board-education).

## NC DEPARTMENT OF PUBLIC INSTRUCTION

**Maurice "Mo" Green, State Superintendent / 301 N. Wilmington Street, Raleigh, North Carolina 27601**

In compliance with federal law, the NC Department of Public Instruction administers all state-operated educational programs, employment activities and admissions without discrimination because of race, religion, national or ethnic origin, color, age, military service, disability, or gender, except where exemption is appropriate and allowed by law.

### **Inquiries or complaints regarding discrimination issues should be directed to:**

Thomas Tomberlin, Senior Director, Educator Preparation, Licensure, and Performance, NCDPI  
6301 Mail Service Center, Raleigh, NC 27699-6301 / Phone: (984) 236-2114

Visit us on the Web: [www.dpi.nc.gov](http://www.dpi.nc.gov)

## LEGISLATIVE REQUIREMENT

### **§ 115C-407.75. PUBLIC SCHOOL UNITS ANNUAL INTERSCHOLASTIC ATHLETIC REPORTS.**

- (a) Each public school unit with one or more participating schools shall annually report by June 15 the following information to the Superintendent of Public Instruction and the State Board of Education:
- (1) The total dollar amount spent on interscholastic athletic activities, by the following categories:
    - a. Administering association fees.
    - b. Salaries or stipends for coaches and faculties for duties associated solely with interscholastic athletics.
    - c. Capital costs, including new construction, repair and renovation, and maintenance costs for existing athletic facilities.
    - d. Uniform and equipment costs.
    - e. Travel and transportation costs.
    - f. Officiating costs.
    - g. Other identified costs.
  - (2) The total dollar amount received from interscholastic athletic activities, including funds held in special funds of individual schools, by the following categories:
    - a. Gate receipts.
    - b. Concession sales.
    - c. Merchandise sales or sales of items directly related to interscholastic athletics, including apparel and audiovisual materials.
    - d. Student fees.
    - e. Monetary and in-kind contributions from third-party organizations.
    - f. State or local funding expended on capital costs for athletic facilities.
    - g. Other identified sources of funds.
- (b) The Superintendent of Public Instruction shall provide a summary of the reports by public school units and a copy of each public school unit report to the Joint Legislative Education Oversight Committee no later than October 15 annually. (2023-133, s. 17(a).)

### **SESSION LAW 2023-133 SECTION 19.(e)**

Notwithstanding the requirements of G.S. 115C-407.75, as enacted by this act, all public school units shall submit the first annual interscholastic athletic report to the Superintendent of Public Instruction and the State Board of Education no later than July 15, 2025, and shall include data from the 2020-2021, 2021-2022, 2022-2023, 2023-2024, and 2024-2025 school years.

### **HOUSE BILL 263 SECTION 7.21.(a)**

- (a) Each public school unit with one or more participating schools shall annually report by June 15 the following information to the Superintendent of Public Instruction and the State Board of Education:
- (1) The total dollar amount spent by the public school unit on interscholastic athletic activities, activities from public school unit funds, by the following categories:
    - a. Administering association fees.
    - b. Salaries or stipends for coaches and faculties for duties associated solely with interscholastic athletics.
    - c. Capital costs, including new construction, repair and renovation, and maintenance costs for existing athletic facilities.
    - d. Uniform and equipment costs.
    - e. Travel and transportation costs.

- f. Officiating costs.
  - g. Other identified costs of more than five thousand dollars (\$5,000).
- (2) The total dollar amount received by the public school unit from interscholastic athletic activities, including funds held in special funds of individual schools, by the following categories:
- a. Gate receipts.
  - b. Concession sales.
  - c. Merchandise sales or sales of items directly related to interscholastic athletics, including apparel and audiovisual materials.
  - d. Student fees.
  - e. Monetary and in-kind contributions from third-party organizations.
  - f. State or local funding expended on capital costs for athletic facilities.
  - g. Other identified sources of funds that provide more than five thousand dollars (\$5,000).

(b) The Superintendent of Public Instruction shall provide a summary of the reports by public school units and a copy of each public school unit report to the Joint Legislative Education Oversight Committee no later than October 15 annually."

SECTION 7.21.(b) This section is effective when it becomes law and applies to reports submitted on or after July 15, 2025.

## DATA COLLECTION METHOD

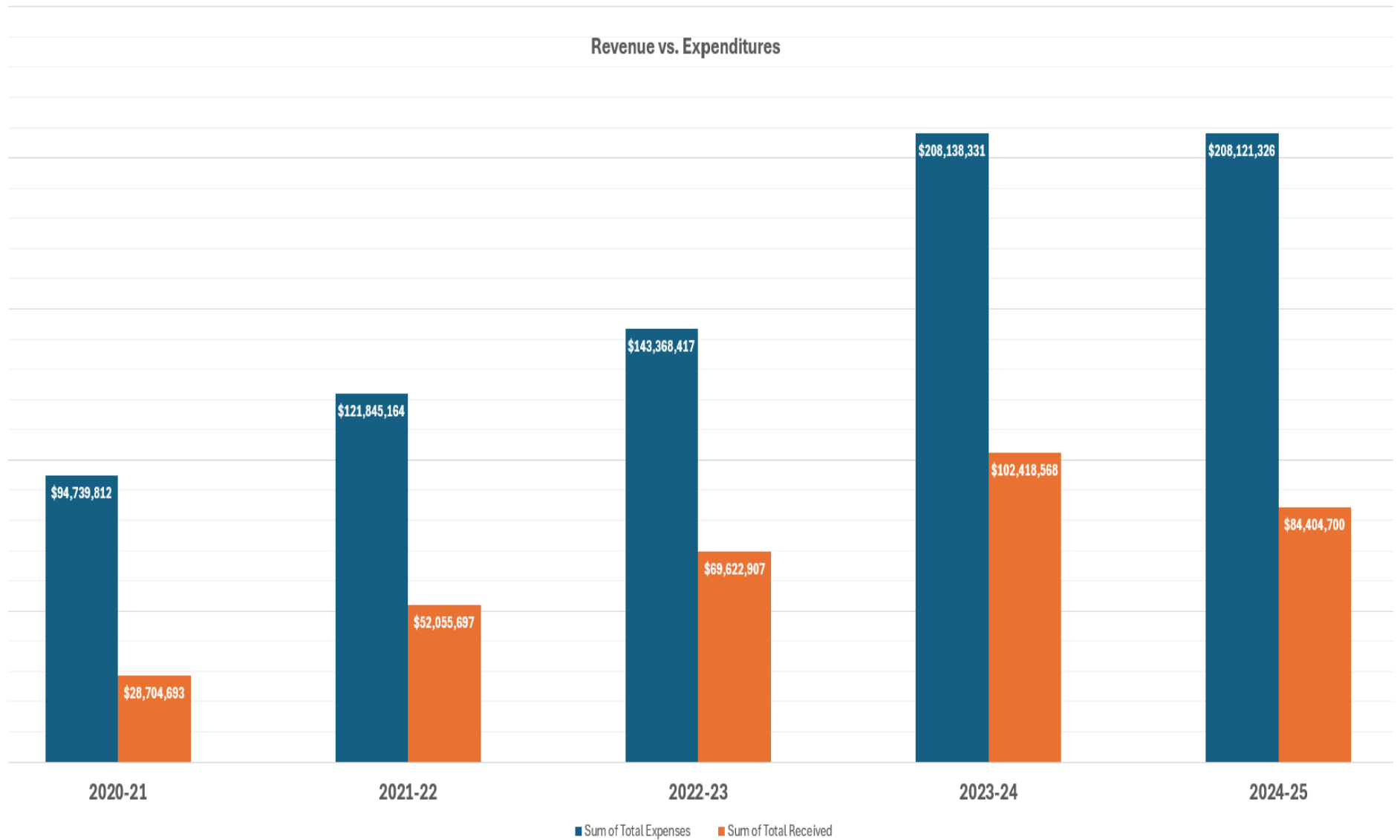
This report was completed using survey data from all Public School Units (PSUs) with a participating high school, as defined in G.S. § 115C-407.50.(7). Data was collected from the 2020-2021, 2021-2022, 2022-2023, 2023-2024, and 2024-2025 fiscal years.

A previous version of the legislation, House Bill 263 (H263) did not pass but clarified items (1)g. and (2)g. to apply only to costs or funds of more than \$5,000. It was this version of the data that PSUs were asked to report on.

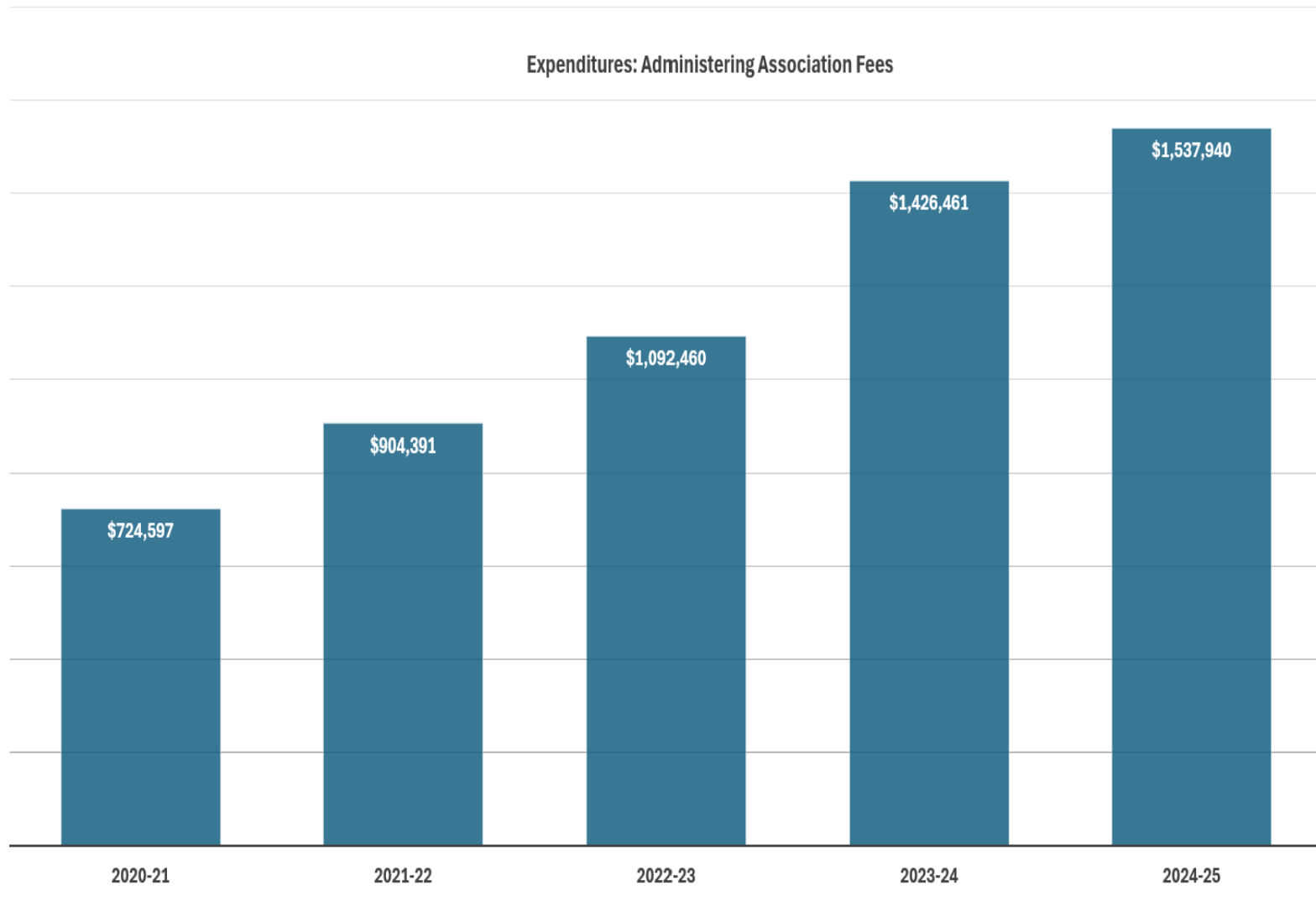
The following pages contain charts summarizing all data submitted in the survey. A chart showing total revenues compared to expenditures for the state by year is on the next page and charts showing the expenditure and revenue data by category are on the following pages. For each of the five years collected, the expenditure data far exceeded the amount collected in revenue.

Feedback provided from the PSUs suggested that in some cases, data was not reported in all years required by the legislation due to changing financial systems or staff turnover. PSUs were also limited by the school-level accounting systems, which may not always interface with the PSU Central Accounting systems. In addition, the COVID-19 pandemic impacted athletics participation rates in the early years of the report, as well as Charter Schools that only expanded into high school grade levels and grew their athletic programs during more recent years.

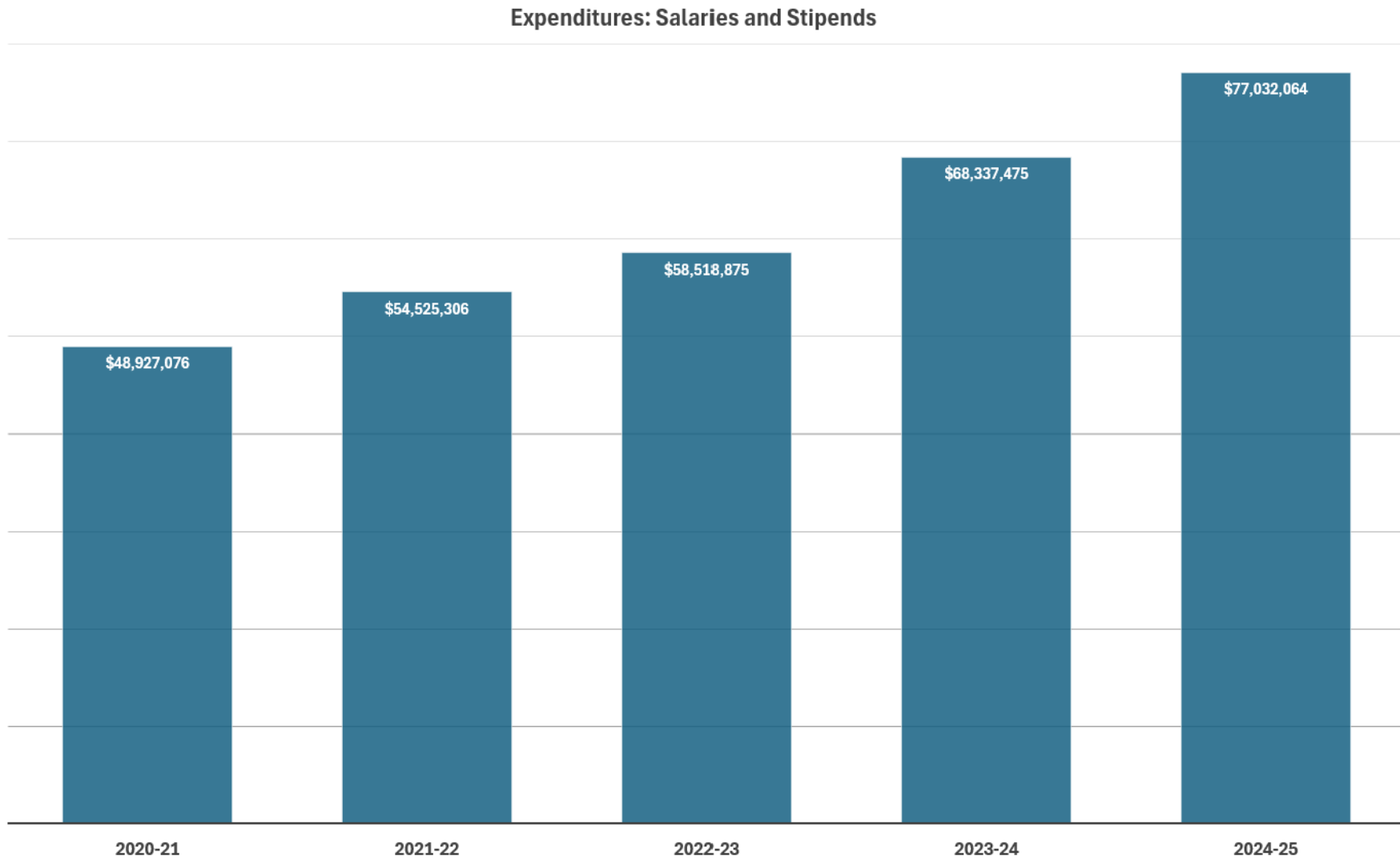
The following chart represents the total expenditures for all categories listed in the bill and the total revenues for all categories in the bill.



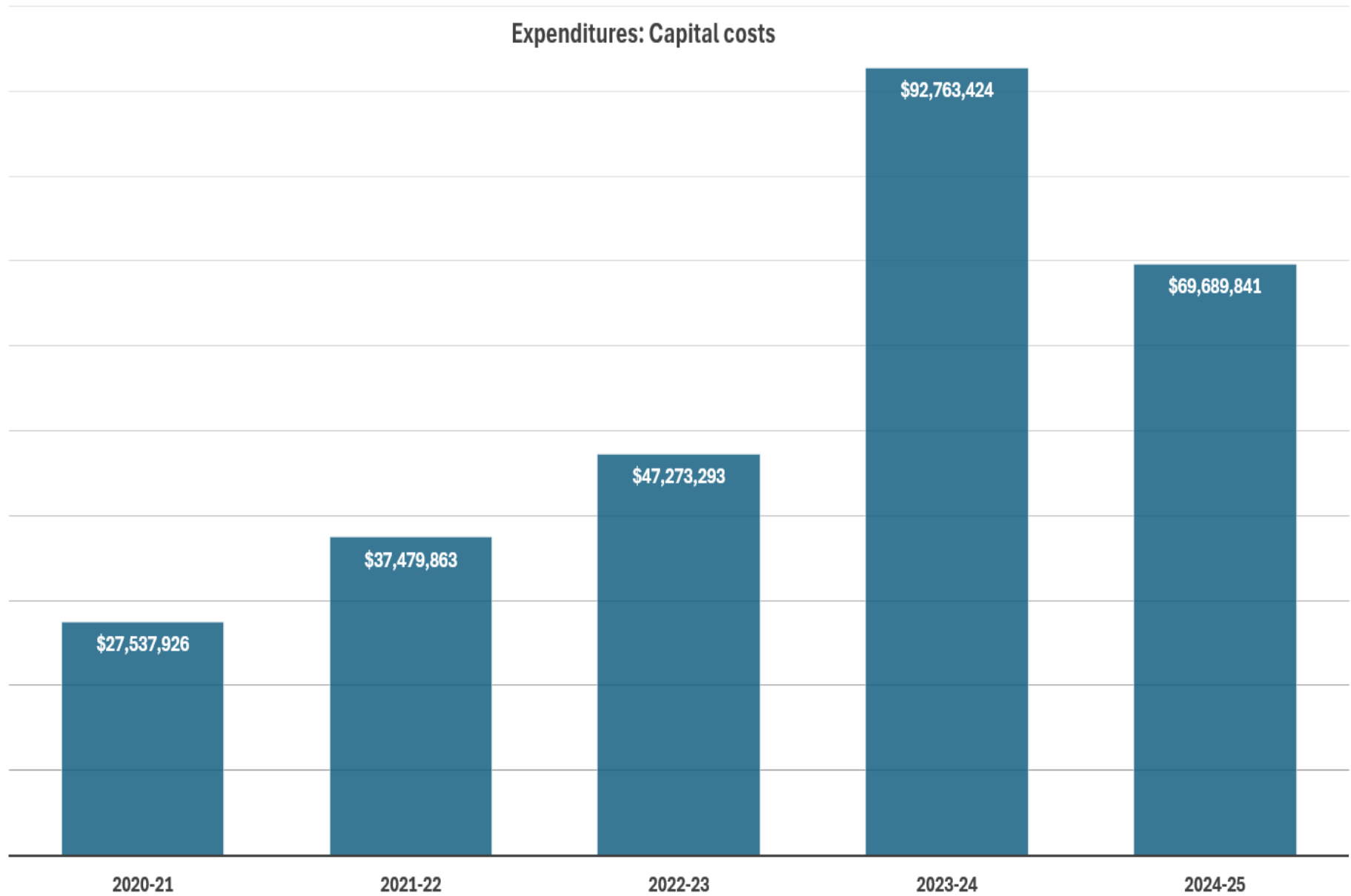
a. Administering association fees.



b. Salaries or stipends for coaches and faculties for duties associated solely with interscholastic athletics.

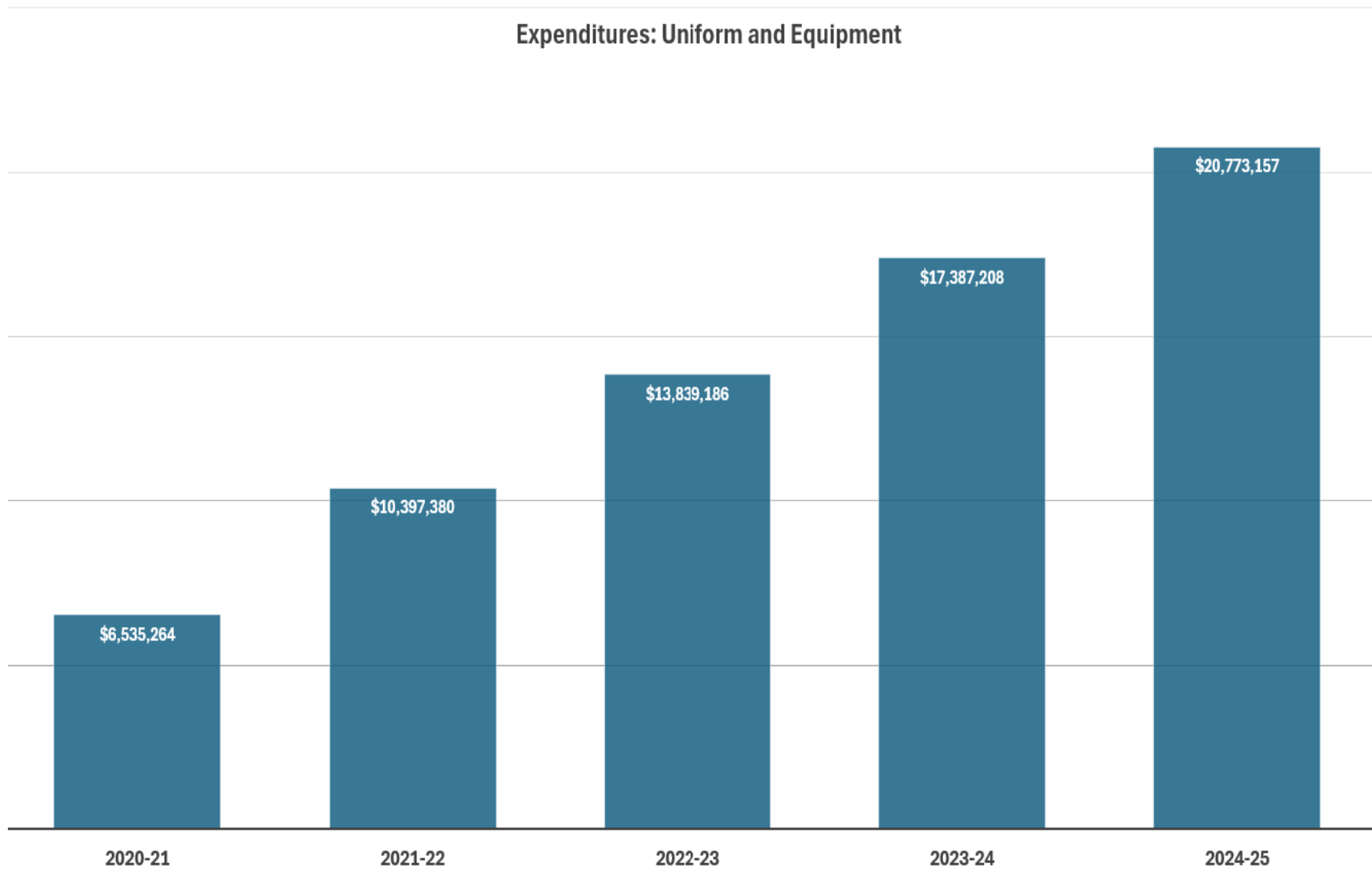


c. Capital costs, including new construction, repair and renovation, and maintenance costs for existing athletic facilities.

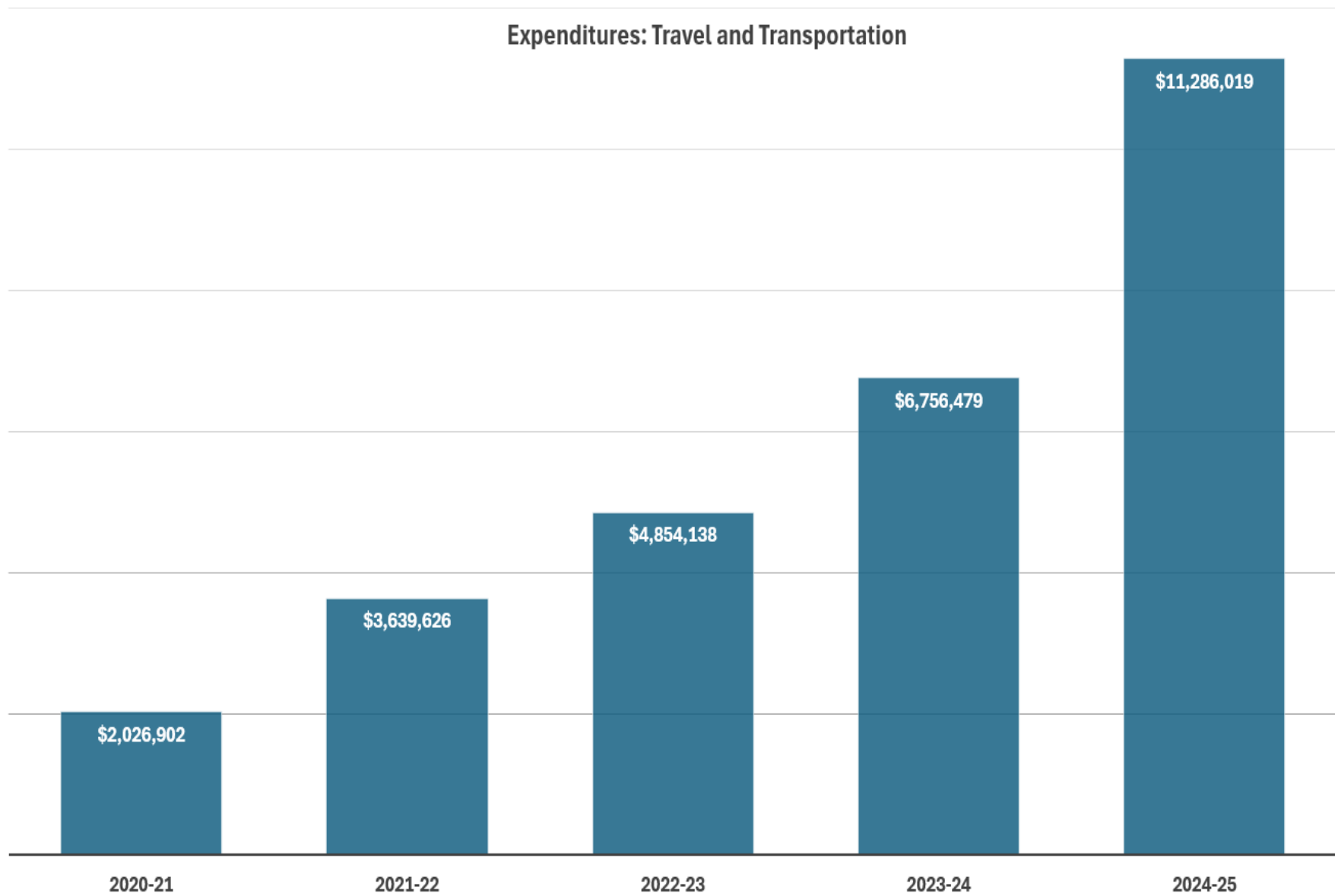




d. Uniform and equipment costs.

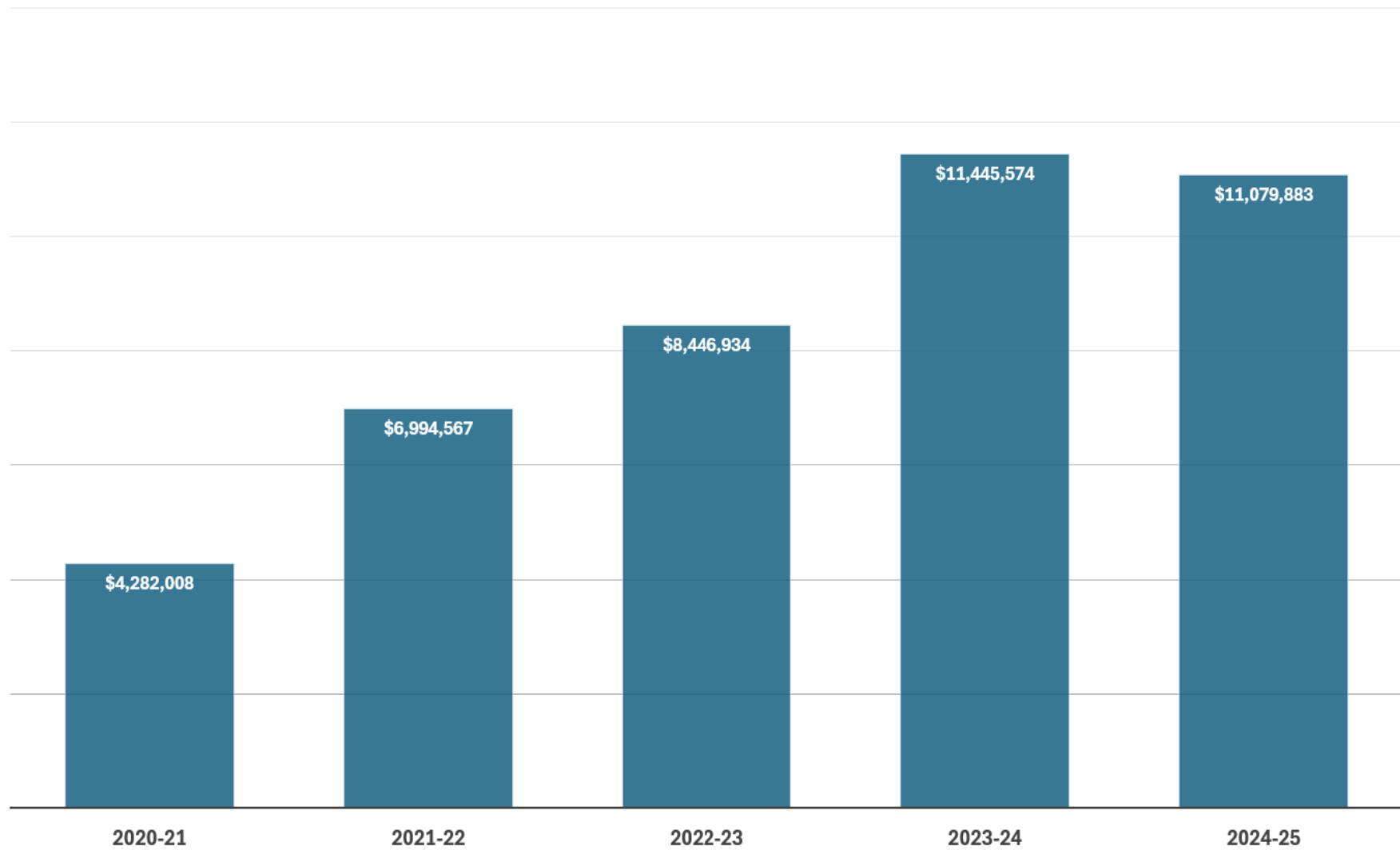


e. Travel and transportation costs.

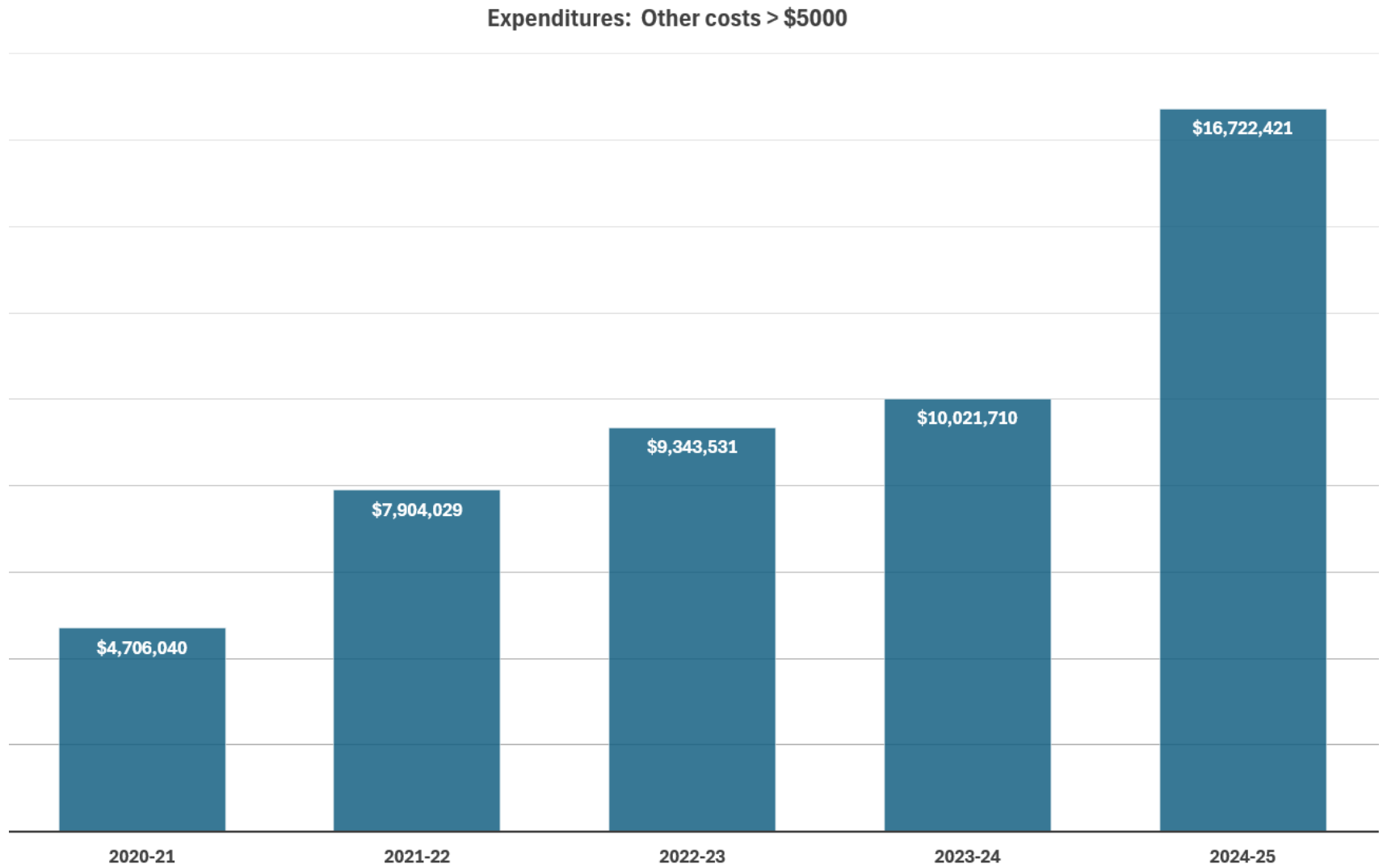


f. Officiating costs.

Expenditures: Officiating costs

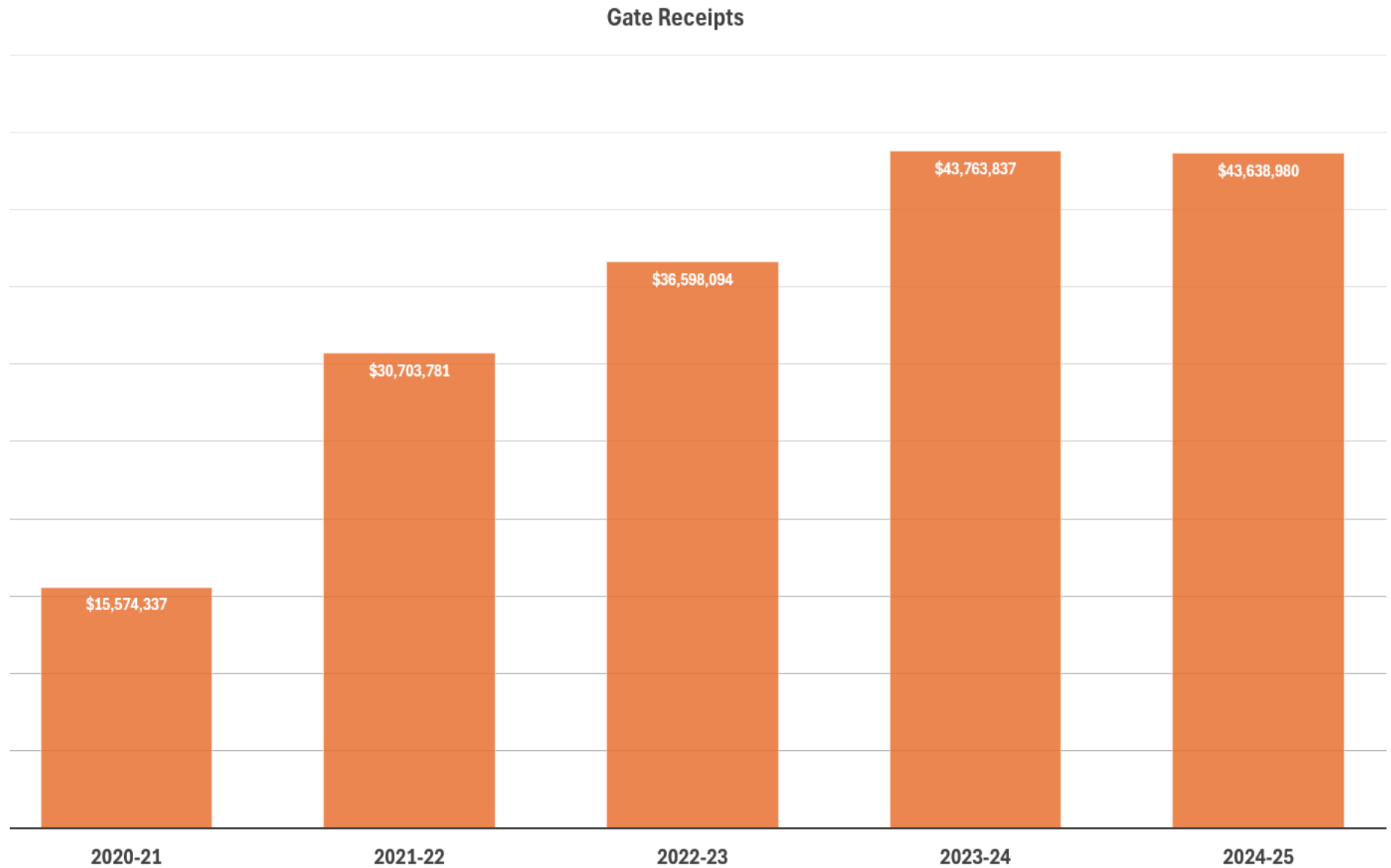


g. Other identified costs of more than five thousand dollars (\$5,000).

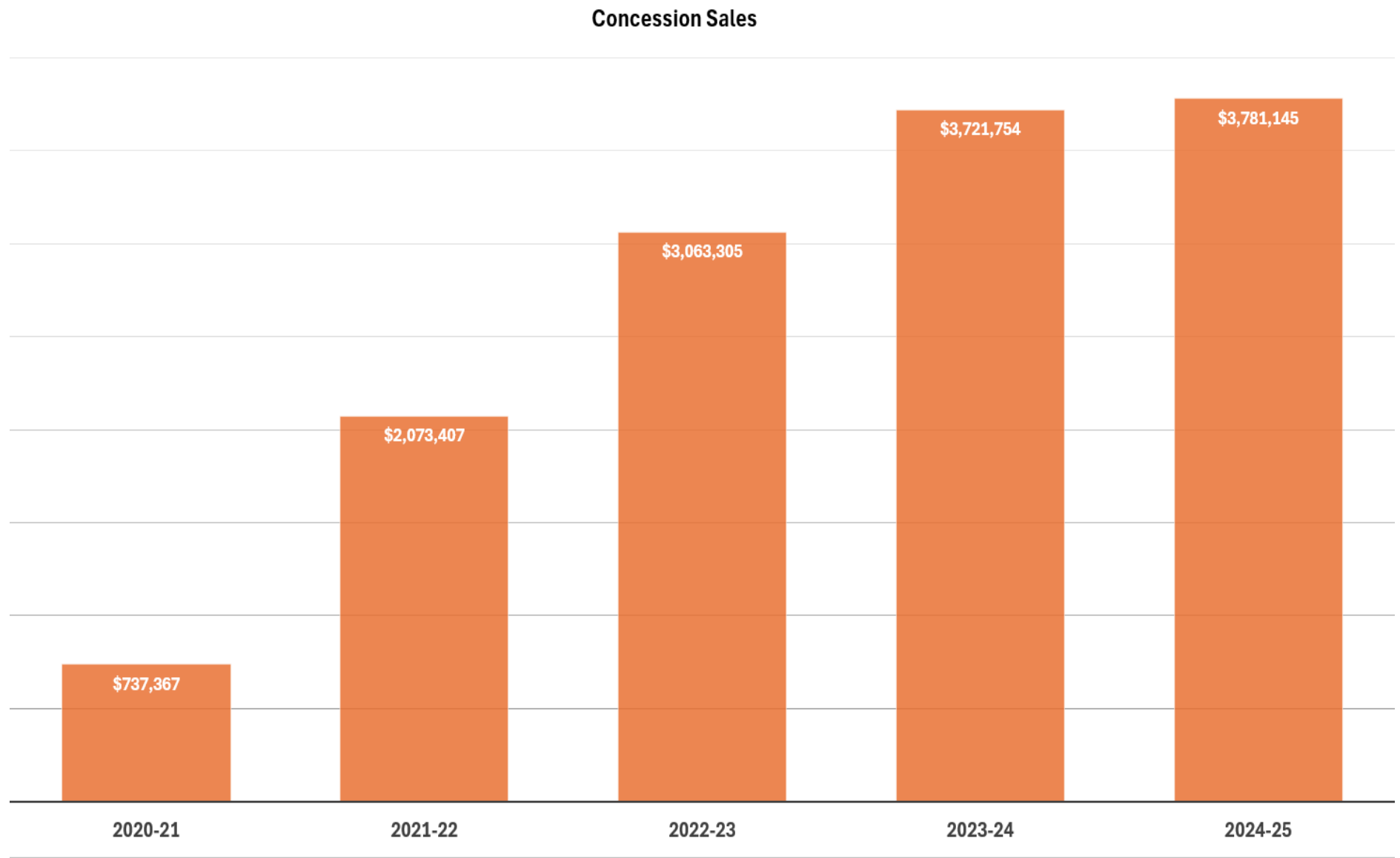


The following charts represent the revenues for each of the categories identified in the bill:

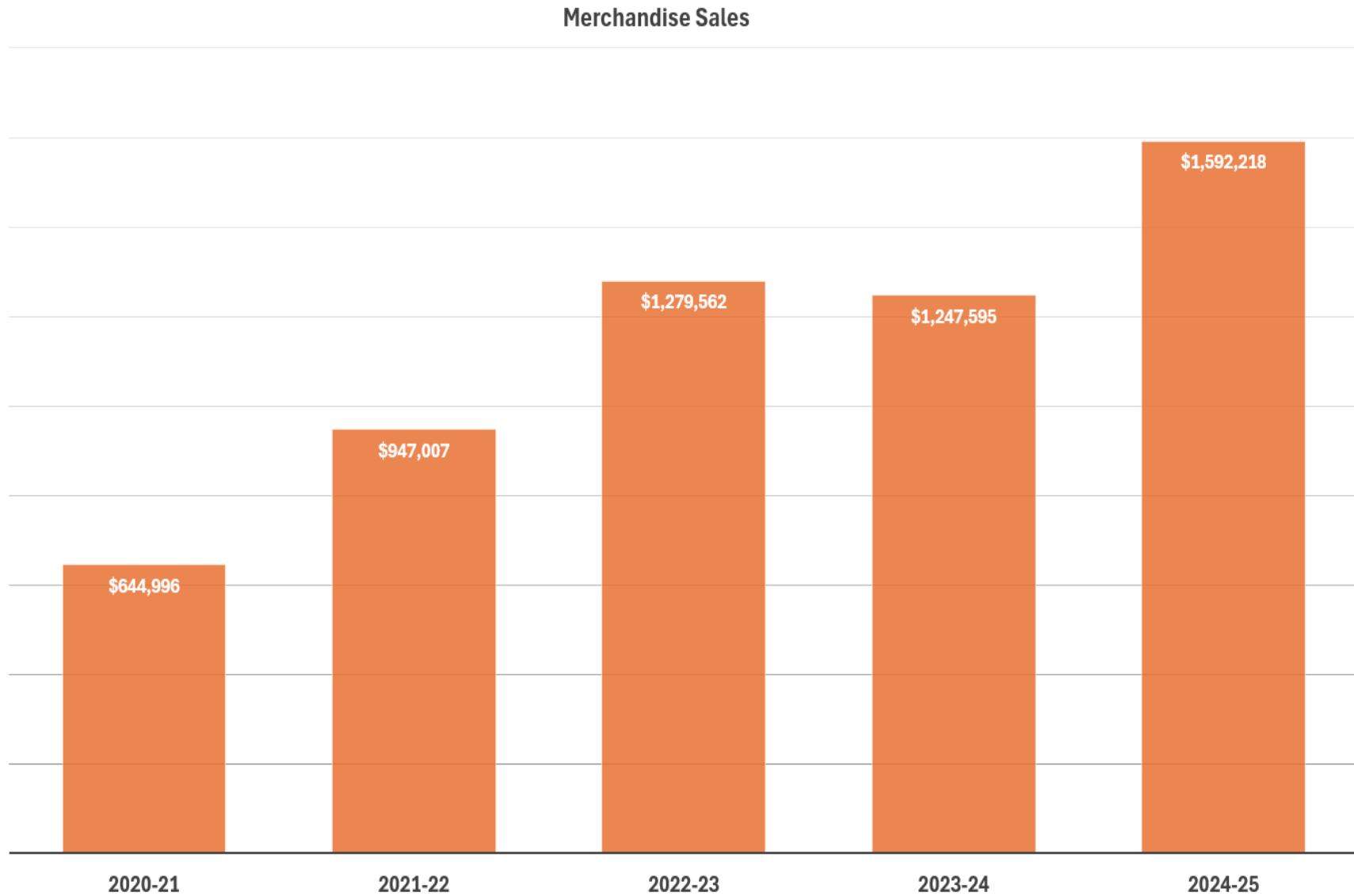
a. Gate receipts.



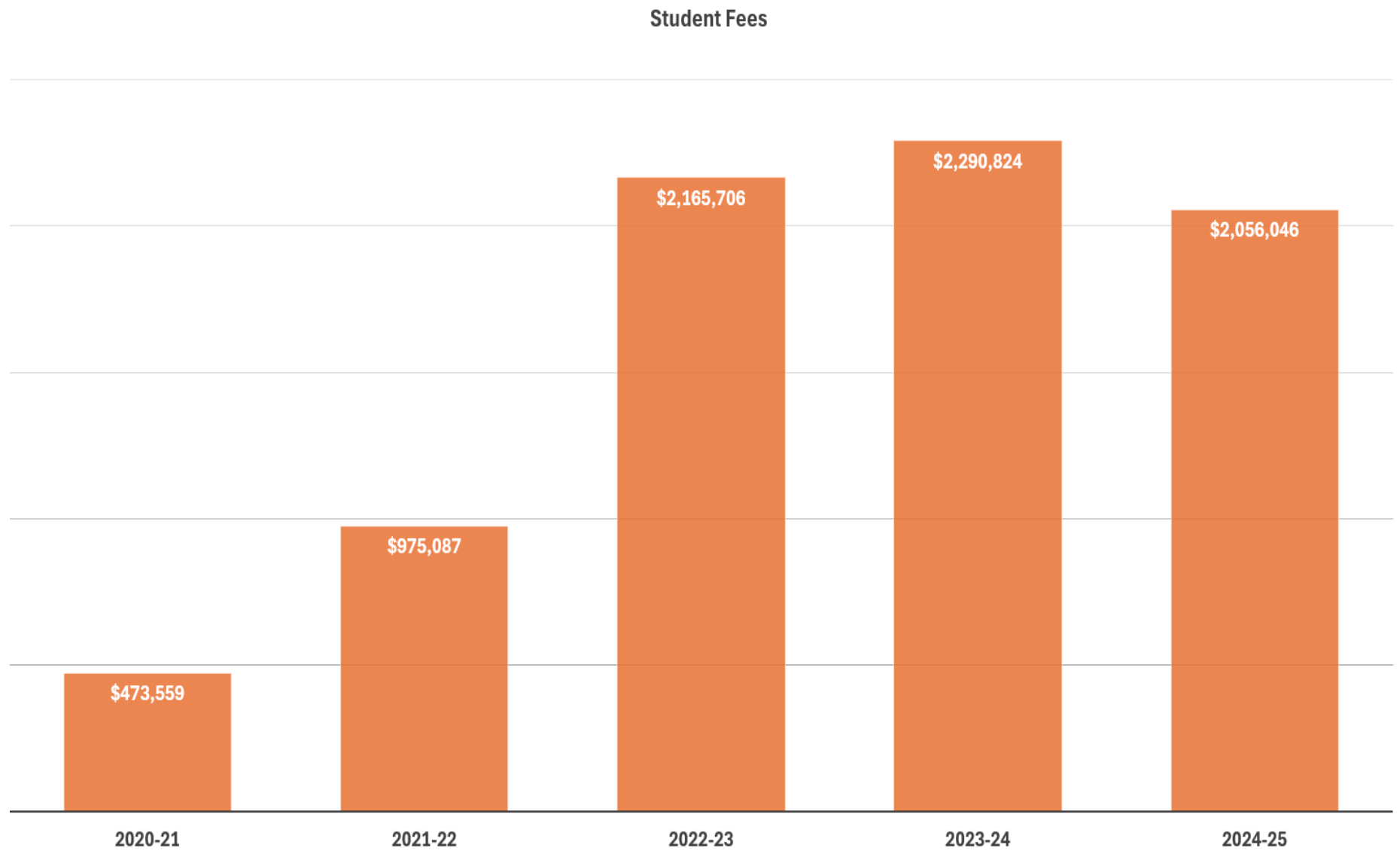
b. Concession sales.



c. Merchandise sales or sales of items directly related to interscholastic athletics, including apparel and audiovisual materials.

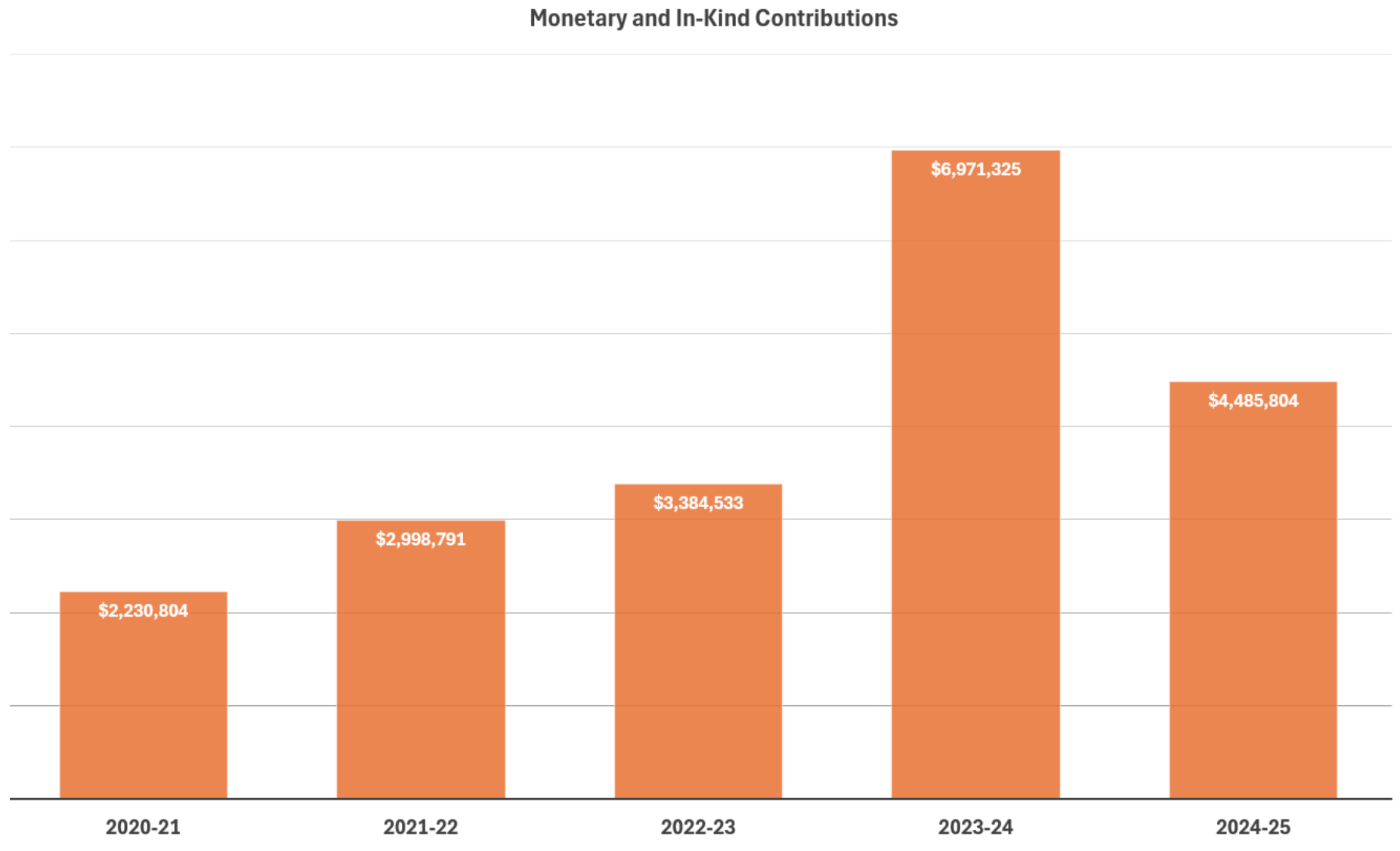


d. Student fees.



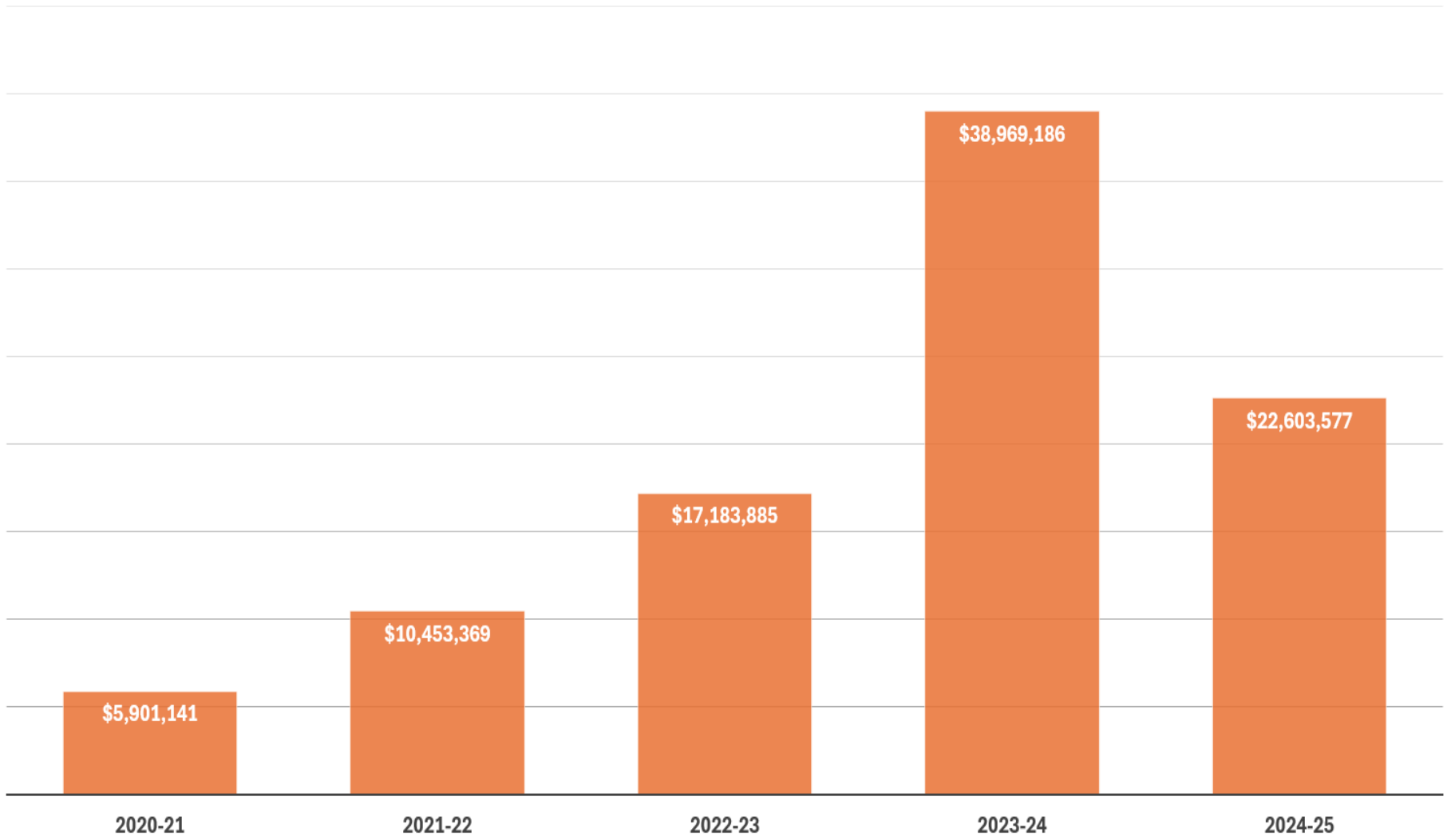


e. Monetary and in-kind contributions from third-party organizations.

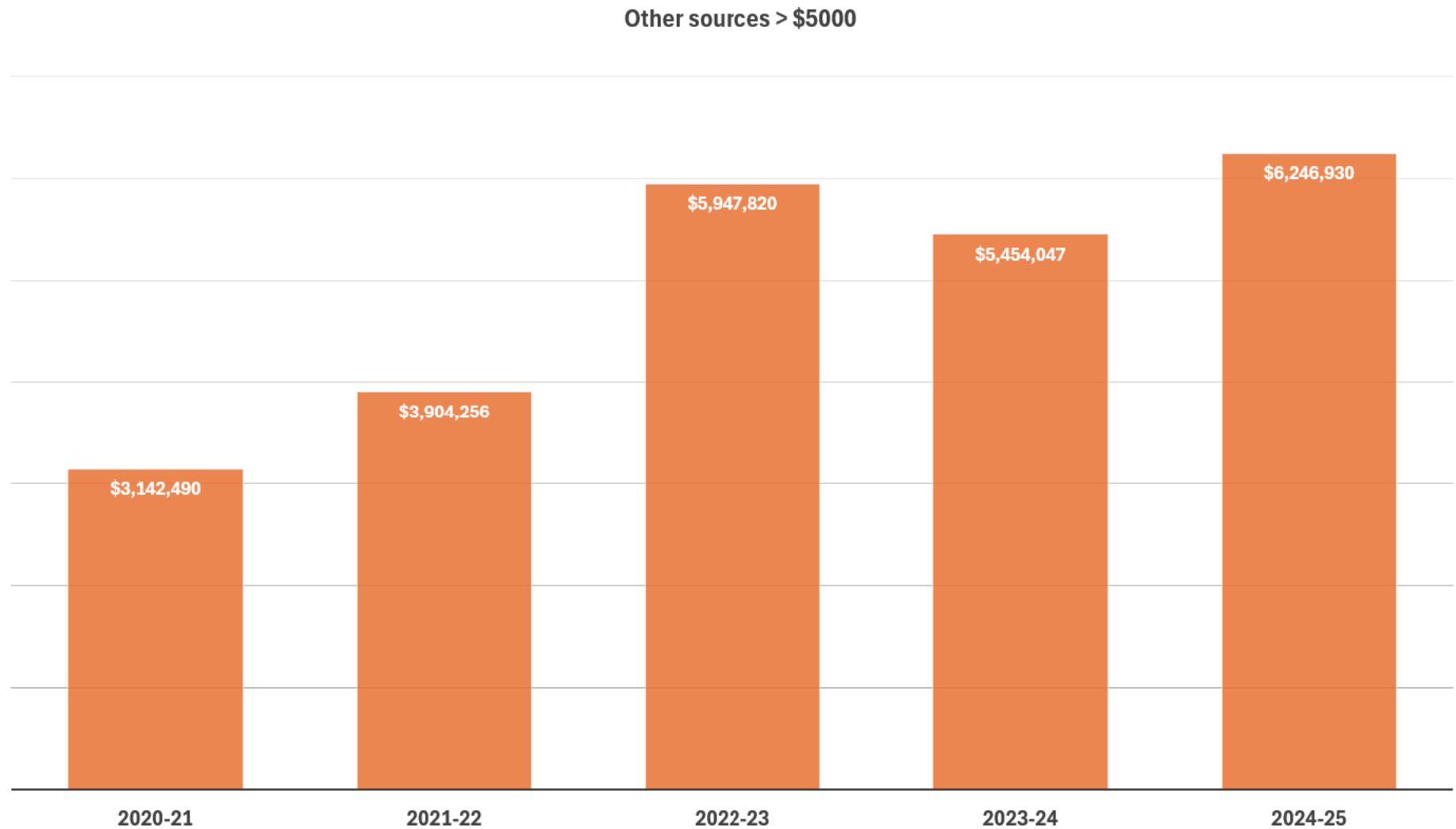


f. State or local funding expended on capital costs for athletic facilities.

**State or Local Funding Expended on Capital Costs for Athletic Facilities**



g. Other identified sources of funds that provide more than five thousand dollars (\$5,000).



The PSUs shown below indicated that they did not participate in High School Athletics for any of the five fiscal years covered by the survey.

00A	North Carolina Cyber Academy
00B	NC Virtual Academy
06B	Marjorie Williams Academy
24B	Thomas Academy
34D	Carter G. Woodson School
36G	Community Charter School
55B	West Lake Preparatory Academy
60J	Socrates Academy
60N	ALA Charlotte
60U	Commonwealth High
60Y	Pioneer Springs Community School
61L	Stewart Creek High
62L	Telra Institute
65G	Girls Leadership Academy of Wilmington
73B	Roxboro Community School
90G	ALA Monroe
92U	Longleaf School of the Arts
93A	Haliwa-Saponi Tribal School
93L	Central Wake Charter High School

		Totals:	\$5,685,849	\$307,340,796	\$274,744,348	\$68,932,195	\$28,563,164	\$42,248,966	\$48,697,731	\$170,279,029	\$13,376,978	\$5,711,378	\$7,961,222	\$20,071,256	\$95,111,159	\$24,695,543
			Expenditures from PSU Funds							Amount Received by PSU						
SFY	PSU Number	PSU Name	Administering Association Fees	Salaries or stipends for coaches and faculties for duties associated solely with interscholastic athletics	Capital costs, including new construction, repair and renovation, and maintenance costs for existing athletic facilities	Uniform and equipment costs	Travel and transportation costs	Officiating costs	Other identified costs of more than \$5,000	Gate receipts	Concession sales	Merchandise sales	Student fees	Monetary and in-kind contributions from third-party organizations	State or local funding expended on capital costs for athletic facilities	Other identified sources of funds that provide more than \$5,000
2020-21	10	Alamance-Burlington Schools	\$0	\$432,343	\$0	\$0	\$0	\$0	\$0	\$460,263	\$0	\$0	\$0	\$0	\$0	\$0
2021-22	10	Alamance-Burlington Schools	\$7,029	\$468,688	\$13,201	\$55,001	\$0	\$14,132	\$0	\$1,070,123	\$27,054	\$0	\$0	\$0	\$0	\$0
2022-23	10	Alamance-Burlington Schools	\$9,041	\$467,724	\$21,246	\$95,274	\$0	\$8,044	\$6,229	\$1,212,340	\$29,671	\$0	\$0	\$2,600	\$0	\$0
2023-24	10	Alamance-Burlington Schools	\$8,147	\$617,734	\$14,700	\$459,621	\$179,764	\$197,141	\$169,000	\$726,829	\$6,000	\$0	\$0	\$1,061,799	\$1,182,995	\$0
2024-25	10	Alamance-Burlington Schools	\$15,249	\$703,164	\$194,028	\$60,361	\$0	\$39,610	\$0	\$1,356,511	\$20,944	\$0	\$0	\$108,500	\$0	\$0
2020-21	20	Alexander County Schools	\$0	\$160,431	\$6,075	\$0	\$0	\$16,304	\$35,052	\$107,345	\$0	\$0	\$0	\$24,585	\$6,075	\$1,248
2021-22	20	Alexander County Schools	\$0	\$177,709	\$23,397	\$0	\$0	\$34,044	\$42,591	\$176,967	\$0	\$0	\$0	\$20,480	\$630,000	\$24,744
2022-23	20	Alexander County Schools	\$0	\$207,657	\$143,998	\$0	\$0	\$38,068	\$36,385	\$159,410	\$0	\$0	\$0	\$21,169	\$62,468	\$24,136
2023-24	20	Alexander County Schools	\$0	\$212,622	\$396,634	\$0	\$0	\$40,480	\$41,048	\$162,611	\$0	\$0	\$0	\$26,297	\$2,691,871	\$18,153
2024-25	20	Alexander County Schools	\$0	\$216,726	\$2,616,536	\$0	\$0	\$29,879	\$42,931	\$159,334	\$0	\$0	\$0	\$16,313	\$68,928	\$26,976
2020-21	30	Alleghany County Schools	\$5,405	\$130,239	\$6,517	\$52,830	\$13,085	\$17,671	\$23,185	\$32,176	\$0	\$0	\$0	\$24,454	\$6,517	\$0
2021-22	30	Alleghany County Schools	\$8,876	\$124,214	\$203,399	\$30,303	\$19,609	\$21,901	\$22,173	\$54,245	\$0	\$0	\$0	\$7,576	\$203,399	\$0
2022-23	30	Alleghany County Schools	\$5,470	\$128,037	\$652,922	\$77,657	\$39,141	\$19,531	\$5,613	\$62,094	\$0	\$0	\$0	\$19,899	\$652,922	\$0
2023-24	30	Alleghany County Schools	\$6,270	\$130,310	\$1,445,474	\$35,200	\$31,109	\$26,373	\$28,070	\$59,414	\$0	\$0	\$0	\$36,491	\$1,445,474	\$0
2024-25	30	Alleghany County Schools	\$9,107	\$109,779	\$230,977	\$84,894	\$28,837	\$22,579	\$30,305	\$49,885	\$0	\$0	\$0	\$91,170	\$230,977	\$0
2020-21	40	Anson County Schools	\$0	\$126,507	\$26,092	\$10,733	\$46,202	\$29,763	\$23,733	\$20,844	\$2,465	\$0	\$0	\$4,910	\$0	\$0
2021-22	40	Anson County Schools	\$0	\$139,747	\$110,839	\$9,116	\$57,503	\$35,992	\$32,868	\$79,022	\$30,429	\$0	\$0	\$12,015	\$0	\$0
2022-23	40	Anson County Schools	\$0	\$179,348	\$116,084	\$0	\$78,703	\$44,754	\$30,218	\$109,296	\$52,963	\$0	\$0	\$21,960	\$0	\$0
2023-24	40	Anson County Schools	\$0	\$187,060	\$118,050	\$0	\$80,193	\$27,325	\$31,003	\$96,415	\$48,038	\$0	\$0	\$39,413	\$0	\$0
2024-25	40	Anson County Schools	\$0	\$237,845	\$9,781	\$0	\$75,094	\$38,435	\$40,578	\$102,876	\$66,205	\$0	\$0	\$17,513	\$0	\$0
2020-21	50	Ashe County Schools	2,470	104,943	2,288	9,505	7,508	11,500	27,301	20,056	\$0	\$0	\$0	18,760	12,503	\$0
2021-22	50	Ashe County Schools	980	117,807	8,795	15,412	18,213	21,950	43,408	111,143	\$0	\$0	\$0	27,251	4,113	\$0
2022-23	50	Ashe County Schools	1,874	156,470	50,426	44,117	18,364	25,332	82,218	141,405	\$0	\$0	\$0	62,564	32,712	\$0
2023-24	50	Ashe County Schools	1,190	128,717	14,685	66,915	23,071	34,522	94,291	87,690	\$0	\$0	\$0	39,006	20,458	\$0
2024-25	50	Ashe County Schools	1,840	125,529	27,940	103,716	24,726	29,903	38,858	72,875	\$0	\$0	\$0	25,800	84,673	\$0
2020-21	60	Avery County Schools	\$0	\$137,364	\$15,633	\$1,691	\$3,499	\$22,360	\$0	\$67,623	\$49,886	\$0	\$0	\$0	\$0	\$0
2021-22	60	Avery County Schools	\$0	\$148,708	\$127,191	\$8,692	\$3,073	\$22,000	\$0	\$68,984	\$53,687	\$0	\$0	\$0	\$0	\$0
2022-23	60	Avery County Schools	\$2,317	\$158,955	\$222,731	\$22,300	\$5,161	\$23,525	\$0	\$71,571	\$54,373	\$0	\$0	\$0	\$0	\$0
2023-24	60	Avery County Schools	\$3,136	\$236,090	\$184,991	\$25,163	\$6,715	\$24,822	\$56,887	\$70,641	\$52,981	\$1,963	\$0	\$0	\$0	\$0
2024-25	60	Avery County Schools	\$3,100	\$240,150	\$186,115	\$24,006	\$7,230	\$24,862	\$0	\$72,316	\$43,250	\$0	\$0	\$0	\$0	\$0
2020-21	70	Beaufort County Schools	\$10,470	\$240,657	\$39,150	\$0	\$6,202	\$10,043	\$146,845	\$39,127	\$0	\$0	\$0	\$0	\$39,150	\$0
2021-22	70	Beaufort County Schools	\$4,784	\$591,707	\$218,585	\$146,146	\$27,195	\$31,948	\$287,904	\$127,335	\$2,476	\$202	\$720	\$11,355	\$51,162	\$0
2022-23	70	Beaufort County Schools	\$42,487	\$608,065	\$386,696	\$120,004	\$22,384	\$101,753	\$31,148	\$231,248	\$8,050	\$20,230	\$3,684	\$16,055	\$386,696	\$353
2023-24	70	Beaufort County Schools	\$9,434	\$1,019,348	\$416,456	\$139,946	\$16,659	\$88,229	\$92,269	\$199,495	\$12,681	\$25,534	\$1,200	\$24,141	\$0	\$21,527
2024-25	70	Beaufort County Schools	\$9,002	\$1,533,375	\$645,859	\$102,806	\$10,346	\$104,641	\$74,295	\$227,352	\$0	\$42,875	\$0	\$55,358	\$416,456	\$27,387
2020-21	80	Bertie County Schools	\$0	\$6,102	\$0	\$10,841	\$20	\$1,615	\$0	\$3,119	\$16,020	\$0	\$0	\$0	\$0	\$0
2021-22	80	Bertie County Schools	\$0	\$64,307	\$0	\$4,640	\$0	\$10,378	\$0	\$60,593	\$10,833	\$0	\$0	\$0	\$0	\$0
2022-23	80	Bertie County Schools	\$0	\$48,256	\$0	\$7,378	\$1,059	\$11,330	\$0	\$63,205	\$32,094	\$0	\$0	\$0	\$0	\$0
2023-24	80	Bertie County Schools	\$0	\$49,287	\$0	\$13,652	\$14,089	\$7,039	\$0	\$40,848	\$6,193	\$0	\$0	\$0	\$0	\$0
2024-25	80	Bertie County Schools	\$0	\$52,896	\$0	\$13,328	\$23,797	\$15,195	\$0	\$67,953	\$31,178	\$0	\$0	\$0	\$0	\$0
2020-21	90	Bladen County Schools	\$0	\$167,054	\$25,353	\$0	\$8,950	\$0	\$0	\$158,376	\$30,628	\$0	\$2,256	\$0	\$4,800	\$0
2021-22	90	Bladen County Schools	\$1,450	\$201,942	\$8,329	\$0	\$8,727	\$0	\$28,953	\$166,604	\$30,589	\$0	\$1,926	\$0	\$0	\$0
2022-23	90	Bladen County Schools	\$1,500	\$217,822	\$0	\$3,373	\$2,987	\$0	\$34,808	\$176,581	\$25,531	\$0	\$2,206	\$0	\$0	\$0
2023-24	90	Bladen County Schools	\$1,900	\$193,049	\$0	\$5,413	\$1,948	\$0	\$35,406	\$164,545	\$22,013	\$0	\$2,594	\$0	\$0	\$0
2024-25	90	Bladen County Schools	\$1,600	\$201,802	\$0	\$5,363	\$2,125	\$0	\$26,175	\$184,814	\$41,142	\$0	\$1,121	\$0	\$0	\$0
2020-21	100	Brunswick County Schools	\$2,159	\$486,634	\$5,245,791	\$144,400	\$52,478	\$40,740	\$39,345	\$118,857	\$0	\$0	\$0	\$0	\$0	\$0

		Totals:	\$5,685,849	\$307,340,796	\$274,744,348	\$68,932,195	\$28,563,164	\$42,248,966	\$48,697,731	\$170,279,029	\$13,376,978	\$5,711,378	\$7,961,222	\$20,071,256	\$95,111,159	\$24,695,543
			Expenditures from PSU Funds							Amount Received by PSU						
SFY	PSU Number	PSU Name	Administering Association Fees	Salaries or stipends for coaches and faculties for duties associated solely with interscholastic athletics	Capital costs, including new construction, repair and renovation, and maintenance costs for existing athletic facilities	Uniform and equipment costs	Travel and transportation costs	Officiating costs	Other identified costs of more than \$5,000	Gate receipts	Concession sales	Merchandise sales	Student fees	Monetary and in-kind contributions from third-party organizations	State or local funding expended on capital costs for athletic facilities	Other identified sources of funds that provide more than \$5,000
2021-22	100	Brunswick County Schools	\$1,704	\$482,608	\$1,846,505	\$106,002	\$96,242	\$79,755	\$33,384	\$296,345	\$0	\$0	\$0	\$0	\$0	\$0
2022-23	100	Brunswick County Schools	\$4,087	\$712,646	\$1,370,510	\$66,016	\$136,410	\$79,755	\$64,426	\$323,245	\$0	\$0	\$0	\$0	\$0	\$0
2023-24	100	Brunswick County Schools	\$2,418	\$768,623	\$6,138,247	\$205,985	\$103,673	\$180,807	\$68,302	\$315,363	\$0	\$0	\$0	\$0	\$0	\$0
2024-25	100	Brunswick County Schools	\$1,620	\$921,942	\$1,461,801	\$97,771	\$163,168	\$142,493	\$66,158	\$392,638	\$0	\$0	\$0	\$0	\$0	\$0
2020-21	110	Buncombe County Schools	\$19,023	\$487,570	\$242,292	\$174,559	\$54,500	\$103,121	\$223,048	\$293,490	\$78,973	\$77,724	\$60,772	\$102,264	\$242,292	\$221,046
2021-22	110	Buncombe County Schools	\$17,211	\$531,336	\$211,621	\$213,044	\$145,591	\$143,450	\$427,099	\$572,516	\$156,576	\$72,457	\$85,576	\$166,573	\$211,621	\$283,064
2022-23	110	Buncombe County Schools	\$17,721	\$534,199	\$700,727	\$365,751	\$239,717	\$166,005	\$646,899	\$712,032	\$265,133	\$135,809	\$88,219	\$168,632	\$700,727	\$328,697
2023-24	110	Buncombe County Schools	\$21,957	\$886,827	\$353,839	\$314,011	\$194,568	\$191,232	\$624,909	\$859,849	\$268,413	\$77,538	\$92,234	\$151,869	\$353,839	\$382,700
2024-25	110	Buncombe County Schools	\$12,531	\$891,361	\$447,977	\$255,965	\$176,013	\$171,118	\$444,272	\$635,100	\$278,876	\$155,000	\$97,545	\$84,211	\$447,977	\$433,954
2020-21	111	Asheville City Schools	\$3,224	\$184,592	\$1,320,679	\$116,259	\$6,880	\$20,141	\$6,938	\$55,297	\$0	\$335	\$0	\$788	\$0	\$5,187
2021-22	111	Asheville City Schools	\$635	\$194,306	\$88,529	\$68,872	\$6,988	\$20,958	\$25,377	\$83,790	\$0	\$2,514	\$0	\$8,344	\$0	\$0
2022-23	111	Asheville City Schools	\$3,234	\$215,950	\$2,023,836	\$97,224	\$11,961	\$37,358	\$26,843	\$112,910	\$0	\$2,238	\$0	\$5,937	\$0	\$0
2023-24	111	Asheville City Schools	\$4,192	\$231,308	\$1,220,715	\$188,997	\$43,994	\$41,648	\$16,676	\$134,083	\$0	\$178	\$0	\$6,914	\$240,025	\$0
2024-25	111	Asheville City Schools	\$1,594	\$257,525	\$311,338	\$157,009	\$23,052	\$45,541	\$24,855	\$123,482	\$0	\$107	\$13,716	\$3,768	\$0	\$0
2020-21	120	Burke County Schools	\$24,432	\$452,639	\$465,547	\$78,466	\$30,437	\$79,196	\$0	\$160,387	\$32,630	\$173	\$0	\$18,026	\$0	\$0
2021-22	120	Burke County Schools	\$28,112	\$430,253	\$504,229	\$176,970	\$48,778	\$125,773	\$0	\$335,847	\$60,326	\$155	\$0	\$10,890	\$0	\$0
2022-23	120	Burke County Schools	\$31,073	\$571,436	\$1,052,790	\$145,708	\$57,863	\$153,117	\$0	\$387,423	\$68,787	\$48	\$0	\$7,513	\$0	\$0
2023-24	120	Burke County Schools	\$31,109	\$566,856	\$230,470	\$272,333	\$66,372	\$164,629	\$0	\$387,414	\$46,184	\$67,750	\$0	\$10,351	\$0	\$0
2024-25	120	Burke County Schools	\$14,319	\$565,506	\$322,602	\$148,522	\$65,404	\$154,638	\$0	\$341,900	\$44,475	\$62,601	\$0	\$8,205	\$0	\$0
2020-21	130	Cabarrus County Schools	\$0	\$1,654,023	\$0	\$58,889	\$0	\$0	\$78,096	\$491,201	\$0	\$0	\$0	\$0	\$0	\$0
2021-22	130	Cabarrus County Schools	\$0	\$1,709,820	\$162,256	\$48,075	\$0	\$0	\$93,715	\$963,966	\$0	\$0	\$0	\$0	\$0	\$0
2022-23	130	Cabarrus County Schools	\$0	\$1,877,060	\$4,586,413	\$34,469	\$0	\$0	\$93,715	\$1,190,365	\$0	\$0	\$0	\$0	\$0	\$0
2023-24	130	Cabarrus County Schools	\$0	\$1,976,053	\$4,789,073	\$45,267	\$0	\$0	\$83,303	\$1,251,605	\$0	\$0	\$0	\$0	\$0	\$0
2024-25	130	Cabarrus County Schools	\$0	\$2,158,314	\$2,438,048	\$45,847	\$0	\$0	\$199,702	\$1,234,178	\$0	\$0	\$0	\$0	\$0	\$0
2020-21	132	Kannapolis City Schools	\$6,747	\$175,170	\$21,685	\$19,888	\$4,651	\$16,264	\$36,647	\$55,402	\$1,144	\$0	\$0	\$0	\$0	\$0
2021-22	132	Kannapolis City Schools	\$11,934	\$194,367	\$144,789	\$16,152	\$6,552	\$11,690	\$25,600	\$165,473	\$5,407	\$0	\$0	\$0	\$0	\$0
2022-23	132	Kannapolis City Schools	\$10,785	\$197,957	\$1,300	\$17,519	\$6,326	\$14,303	\$31,919	\$156,809	\$725	\$0	\$0	\$0	\$0	\$0
2023-24	132	Kannapolis City Schools	\$0	\$238,366	\$701,773	\$31,000	\$3,650	\$28,000	\$0	\$231,000	\$0	\$0	\$0	\$0	\$0	\$0
2024-25	132	Kannapolis City Schools	\$4,003	\$173,283	\$32,456	\$105,390	\$13,151	\$8,150	\$8,700	\$149,447	\$1,931	\$16,679	\$0	\$0	\$0	\$0
2020-21	140	Caldwell County Schools	\$8,500	\$545,201	\$315,267	\$65,780	\$29,120	\$81,500	\$102,150	\$125,250	\$72,050	\$2,135	\$0	\$125,189	\$315,267	\$0
2021-22	140	Caldwell County Schools	\$9,845	\$575,668	\$134,617	\$107,750	\$39,977	\$97,500	\$175,850	\$325,500	\$158,500	\$4,763	\$0	\$75,281	\$316,950	\$0
2022-23	140	Caldwell County Schools	\$10,875	\$611,066	\$336,913	\$102,480	\$41,844	\$95,500	\$165,200	\$341,250	\$165,250	\$4,391	\$0	\$86,743	\$336,913	\$0
2023-24	140	Caldwell County Schools	\$12,657	\$552,706	\$904,397	\$119,951	\$46,818	\$82,491	\$181,831	\$398,109	\$148,716	\$8,686	\$0	\$91,902	\$805,445	\$28,966
2024-25	140	Caldwell County Schools	\$9,340	\$562,900	\$337,947	\$76,057	\$44,060	\$99,362	\$143,044	\$344,569	\$199,768	\$4,247	\$0	\$99,927	\$337,947	\$0
2020-21	150	Camden County Schools	\$0	\$97,003	\$3,877	\$880	\$27,547	\$0	\$29,291	\$0	\$0	\$0	\$0	\$0	\$0	\$0
2021-22	150	Camden County Schools	\$0	\$90,503	\$4,057	\$62	\$40,098	\$0	\$29,263	\$0	\$0	\$0	\$0	\$0	\$0	\$0
2022-23	150	Camden County Schools	\$0	\$91,195	\$3,877	\$1,331	\$52,449	\$0	\$31,466	\$0	\$0	\$0	\$0	\$0	\$0	\$0
2023-24	150	Camden County Schools	\$0	\$96,719	\$4,183	\$2,051	\$51,996	\$0	\$41,543	\$95,190	\$0	\$0	\$0	\$0	\$0	\$0
2024-25	150	Camden County Schools	\$0	\$94,356	\$97,542	\$1,699	\$55,225	\$0	\$42,925	\$0	\$0	\$0	\$0	\$0	\$0	\$0
2020-21	160	Carteret County Public Schools	\$16,243	\$535,063	\$17,508	\$24,846	\$6,743	\$40,764	\$8,010	\$114,219	\$16,259	\$359	\$2,179	\$27,017	\$0	\$36,543
2021-22	160	Carteret County Public Schools	\$17,556	\$577,912	\$45,530	\$39,884	\$10,722	\$59,013	\$8,010	\$219,662	\$73,638	\$157	\$4,133	\$49,257	\$0	\$15,310
2022-23	160	Carteret County Public Schools	\$14,364	\$599,203	\$118,444	\$30,573	\$4,344	\$80,270	\$8,010	\$256,333	\$92,506	\$0	\$4,935	\$48,637	\$0	\$48,099
2023-24	160	Carteret County Public Schools	\$10,717	\$633,504	\$74,755	\$197,206	\$0	\$95,392	\$55,181	\$344,531	\$106,156	\$1,504	\$3,902	\$87,056	\$12,537	\$55,684
2024-25	160	Carteret County Public Schools	\$10,900	\$652,769	\$49,545	\$56,385	\$10,181	\$84,646	\$68,065	\$348,431	\$100,952	\$445	\$4,993	\$151,330	\$0	\$54,480
2020-21	170	Caswell County Schools	\$150	\$49,979	\$0	\$2,799	\$1,663	\$5,000	\$0	\$10,225	\$0	\$0	\$0	\$0	\$0	\$0
2021-22	170	Caswell County Schools	\$2,100	\$73,127	\$0	\$23,000	\$18,331	\$16,137	\$8,593	\$46,015	\$7,735	\$0	\$0	\$0	\$0	\$0

		Totals:	\$5,685,849	\$307,340,796	\$274,744,348	\$68,932,195	\$28,563,164	\$42,248,966	\$48,697,731	\$170,279,029	\$13,376,978	\$5,711,378	\$7,961,222	\$20,071,256	\$95,111,159	\$24,695,543
			Expenditures from PSU Funds							Amount Received by PSU						
SFY	PSU Number	PSU Name	Administering Association Fees	Salaries or stipends for coaches and faculties for duties associated solely with interscholastic athletics	Capital costs, including new construction, repair and renovation, and maintenance costs for existing athletic facilities	Uniform and equipment costs	Travel and transportation costs	Officiating costs	Other identified costs of more than \$5,000	Gate receipts	Concession sales	Merchandise sales	Student fees	Monetary and in-kind contributions from third-party organizations	State or local funding expended on capital costs for athletic facilities	Other identified sources of funds that provide more than \$5,000
2022-23	170	Caswell County Schools	\$2,650	\$85,009	\$4,523	\$27,302	\$27,051	\$20,913	\$7,384	\$57,689	\$12,071	\$1,514	\$0	\$0	\$0	\$0
2023-24	170	Caswell County Schools	\$3,455	\$87,643	\$6,465	\$40,787	\$34,014	\$17,889	\$8,934	\$59,368	\$31,710	\$2,843	\$0	\$3,055	\$0	\$0
2024-25	170	Caswell County Schools	\$2,450	\$92,546	\$5,475	\$45,497	\$34,079	\$15,720	\$5,241	\$45,220	\$22,609	\$2,280	\$0	\$4,036	\$0	\$0
2020-21	180	Catawba County Schools	\$4,883	\$819,558	\$320,772	\$0	\$0	\$0	\$0	\$195,360	\$1,216	\$0	\$0	\$55,188	\$320,772	\$0
2021-22	180	Catawba County Schools	\$4,876	\$836,435	\$219,511	\$0	\$0	\$0	\$0	\$494,874	\$8,255	\$0	\$0	\$104,036	\$219,511	\$0
2022-23	180	Catawba County Schools	\$5,085	\$891,125	\$233,586	\$0	\$0	\$0	\$0	\$645,980	\$7,907	\$0	\$0	\$148,743	\$233,586	\$0
2023-24	180	Catawba County Schools	\$5,215	\$892,233	\$61,504	\$0	\$0	\$0	\$5,040	\$556,014	\$6,737	\$0	\$0	\$171,100	\$61,504	\$137,723
2024-25	180	Catawba County Schools	\$5,101	\$879,818	\$14,004	\$0	\$0	\$0	\$5,832	\$503,625	\$7,218	\$0	\$0	\$100,230	\$14,004	\$0
2020-21	181	Hickory City Schools	\$3,109	\$100,132	\$419,428	\$6,566	\$13,517	\$16,399	\$0	\$66,670	\$0	\$0	\$0	\$0	\$419,428	\$0
2021-22	181	Hickory City Schools	\$4,492	\$110,326	\$102,433	\$29,083	\$23,055	\$30,093	\$0	\$189,321	\$0	\$0	\$0	\$100,000	\$102,433	\$0
2022-23	181	Hickory City Schools	\$9,366	\$105,443	\$303,231	\$31,829	\$14,731	\$15,260	\$0	\$232,719	\$0	\$0	\$0	\$107,433	\$303,231	\$0
2023-24	181	Hickory City Schools	\$5,600	\$105,375	\$146,073	\$45,000	\$29,412	\$40,888	\$0	\$310,280	\$0	\$0	\$0	\$145,000	\$146,073	\$0
2024-25	181	Hickory City Schools	\$7,547	\$112,009	\$234,955	\$35,948	\$20,187	\$40,658	\$0	\$300,981	\$0	\$0	\$0	\$100,000	\$234,955	\$0
2020-21	182	Newton Conover City Schools	\$900	\$96,318	\$8,722	\$13,777	\$6,794	\$11,995	\$17,731	\$36,654	\$0	\$0	\$0	\$4,700	\$0	\$12,473
2021-22	182	Newton Conover City Schools	\$100	\$112,412	\$16,714	\$48,657	\$13,317	\$19,081	\$27,047	\$86,554	\$0	\$0	\$0	\$237	\$0	\$26,562
2022-23	182	Newton Conover City Schools	\$943	\$158,263	\$13,279	\$50,317	\$17,152	\$24,171	\$44,150	\$110,629	\$0	\$0	\$0	\$2,051	\$0	\$36,876
2023-24	182	Newton Conover City Schools	\$832	\$150,429	\$40,570	\$48,370	\$14,070	\$27,827	\$46,540	\$135,475	\$0	\$0	\$0	\$51,112	\$0	\$15,000
2024-25	182	Newton Conover City Schools	\$8,604	\$120,458	\$15,415	\$42,499	\$13,902	\$30,065	\$22,298	\$100,399	\$0	\$0	\$0	\$6,000	\$0	\$0
2020-21	190	Chatham County Schools	\$1,000	\$241,585	\$579,017	\$0	\$57,000	\$0	\$69,255	\$0	\$0	\$0	\$0	\$0	\$0	\$129,710
2021-22	190	Chatham County Schools	\$0	\$325,132	\$891,394	\$0	\$76,000	\$0	\$116,277	\$0	\$0	\$0	\$0	\$0	\$0	\$409,557
2022-23	190	Chatham County Schools	\$0	\$387,971	\$0	\$0	\$76,000	\$0	\$78,756	\$0	\$0	\$0	\$0	\$0	\$0	\$412,133
2023-24	190	Chatham County Schools	\$0	\$422,215	\$66,719	\$0	\$76,000	\$0	\$228,542	\$0	\$0	\$0	\$0	\$0	\$0	\$487,721
2024-25	190	Chatham County Schools	\$0	\$418,929	\$69,143	\$0	\$76,000	\$0	\$105,850	\$0	\$0	\$0	\$0	\$0	\$0	\$440,600
2020-21	200	Cherokee County Schools	\$4,893	\$219,702	\$29,662	\$128,309	\$37,404	\$60,468	\$95,384	\$83,843	\$14,527	\$18,179	\$0	\$64,332	\$0	\$78,855
2021-22	200	Cherokee County Schools	\$10,172	\$226,750	\$21,772	\$152,502	\$47,972	\$107,497	\$133,892	\$149,406	\$90,865	\$6,422	\$0	\$94,125	\$0	\$79,150
2022-23	200	Cherokee County Schools	\$15,020	\$224,412	\$38,376	\$236,831	\$63,476	\$120,717	\$52,034	\$231,918	\$158,695	\$12,273	\$0	\$81,857	\$0	\$52,719
2023-24	200	Cherokee County Schools	\$9,871	\$229,854	\$40,394	\$217,113	\$29,781	\$72,146	\$86,916	\$178,644	\$123,460	\$29,268	\$0	\$65,694	\$0	\$55,391
2024-25	200	Cherokee County Schools	\$5,714	\$240,586	\$58,101	\$186,489	\$41,821	\$72,567	\$83,168	\$171,275	\$125,001	\$16,843	\$0	\$119,481	\$0	\$44,173
2020-21	210	Edenton-Chowan Schools	\$0	\$74,084	\$26,174	\$10,804	\$3,632	\$15,540	\$34,473	\$34,875	\$1,959	\$2,426	\$1,360	\$41,880	\$0	\$2,795
2021-22	210	Edenton-Chowan Schools	\$0	\$78,494	\$46,105	\$28,434	\$332	\$2,961	\$29,542	\$69,601	\$0	\$9,395	\$975	\$6,235	\$0	\$1,232
2022-23	210	Edenton-Chowan Schools	\$0	\$80,189	\$37,437	\$52,850	\$0	\$21,301	\$41,427	\$86,482	\$0	\$6,023	\$50	\$23,762	\$0	\$853
2023-24	210	Edenton-Chowan Schools	\$0	\$78,016	\$137,471	\$64,282	\$32,416	\$29,919	\$99,670	\$90,742	\$6,438	\$7,626	\$0	\$149,487	\$1,100	\$11,621
2024-25	210	Edenton-Chowan Schools	\$0	\$113,589	\$96,736	\$57,162	\$1,927	\$29,322	\$115,130	\$93,126	\$65,320	\$7,901	\$0	\$161,065	\$0	\$12,253
2020-21	220	Clay County Schools	\$3,950	\$124,617	\$0	\$45,000	\$3,275	\$10,877	\$9,014	\$17,026	\$11,489	\$0	\$0	\$0	\$0	\$0
2021-22	220	Clay County Schools	\$2,500	\$129,596	\$0	\$62,000	\$5,600	\$13,025	\$5,447	\$75,895	\$55,864	\$0	\$0	\$0	\$0	\$0
2022-23	220	Clay County Schools	\$2,893	\$155,528	\$5,299	\$68,000	\$5,900	\$17,897	\$5,963	\$83,681	\$82,219	\$0	\$0	\$0	\$0	\$0
2023-24	220	Clay County Schools	\$1,085	\$166,756	\$0	\$62,500	\$5,873	\$20,434	\$31,692	\$76,314	\$66,928	\$0	\$0	\$0	\$0	\$0
2024-25	220	Clay County Schools	\$2,887	\$159,367	\$0	\$89,000	\$10,335	\$19,378	\$9,357	\$63,972	\$70,874	\$0	\$0	\$0	\$0	\$0
2020-21	230	Cleveland County Schools	\$0	\$0	\$0	\$0	\$0	\$0	\$0	\$0	\$0	\$0	\$0	\$0	\$0	\$0
2021-22	230	Cleveland County Schools	\$0	\$0	\$0	\$0	\$0	\$0	\$0	\$0	\$0	\$0	\$0	\$0	\$0	\$0
2022-23	230	Cleveland County Schools	\$0	\$0	\$1,403,630	\$276,600	\$147,322	\$134,160	\$401,712	\$720,736	\$92,388	\$6,630	\$0	\$118,527	\$0	\$46,150
2023-24	230	Cleveland County Schools	\$24,433	\$980,802	\$3,966,817	\$504,896	\$149,917	\$135,098	\$333,156	\$855,600	\$187,595	\$5,436	\$0	\$88,049	\$3,966,817	\$30,696
2024-25	230	Cleveland County Schools	\$18,229	\$1,005,529	\$1,247,344	\$367,406	\$139,506	\$131,684	\$463,467	\$651,662	\$96,315	\$1,000	\$0	\$178,367	\$1,247,344	\$79,655
2020-21	240	Columbus County Schools	\$0	\$0	\$0	\$0	\$0	\$0	\$0	\$0.00	\$0.00	\$0.00	\$0.00	\$0.00	\$0.00	\$0.00
2021-22	240	Columbus County Schools	\$0	\$661	\$0	\$0	\$0	\$0	\$0	\$0.00	\$0.00	\$0.00	\$0.00	\$0.00	\$0.00	\$0.00
2022-23	240	Columbus County Schools	\$0	\$0	\$10,316	\$132,230	\$47,027	\$44,374	\$54,283	\$73,677.14	\$98,191.40	\$0.00	\$0.00	\$0.00	\$0.00	\$0.00

		Totals:	\$5,685,849	\$307,340,796	\$274,744,348	\$68,932,195	\$28,563,164	\$42,248,966	\$48,697,731	\$170,279,029	\$13,376,978	\$5,711,378	\$7,961,222	\$20,071,256	\$95,111,159	\$24,695,543
			Expenditures from PSU Funds							Amount Received by PSU						
SFY	PSU Number	PSU Name	Administering Association Fees	Salaries or stipends for coaches and faculties for duties associated solely with interscholastic athletics	Capital costs, including new construction, repair and renovation, and maintenance costs for existing athletic facilities	Uniform and equipment costs	Travel and transportation costs	Officiating costs	Other identified costs of more than \$5,000	Gate receipts	Concession sales	Merchandise sales	Student fees	Monetary and in-kind contributions from third-party organizations	State or local funding expended on capital costs for athletic facilities	Other identified sources of funds that provide more than \$5,000
2023-24	240	Columbus County Schools	\$0	\$353,915	\$19,524	\$147,177	\$63,116	\$46,647	\$41,785	\$162,996.75	\$94,602.00	\$0.00	\$0.00	\$0.00	\$0.00	\$0.00
2024-25	240	Columbus County Schools	\$3,635	\$344,518	\$23,411	\$152,487	\$83,955	\$58,367	\$30,709	\$179,598.55	\$93,000.34	\$1,306.94	\$13,727.75	\$74,009.57	\$17,860.00	\$38,546.01
2020-21	241	Whiteville City Schools	\$1,286	\$158,401	\$112,712	\$28,046	\$2,781	\$10,850	\$0	\$41,535	\$0	\$795	\$0	\$3,719	\$112,712	\$197,744
2021-22	241	Whiteville City Schools	\$260	\$170,319	\$197,621	\$77,663	\$13,589	\$24,600	\$43,909	\$155,350	\$0	\$1,413	\$0	\$2,860	\$185,285	\$295,500
2022-23	241	Whiteville City Schools	\$1,634	\$143,748	\$1,647,659	\$105,240	\$4,394	\$34,223	\$27,569	\$160,843	\$0	\$2,033	\$0	\$1,000	\$1,638,389	\$195,581
2023-24	241	Whiteville City Schools	\$1,679	\$139,951	\$2,653	\$60,748	\$10,150	\$27,900	\$44,216	\$172,630	\$0	\$0	\$0	\$17,407	\$55,630	\$277,271
2024-25	241	Whiteville City Schools	\$1,573	\$133,771	\$17,115	\$56,420	\$9,251	\$39,100	\$8,224	\$179,830	\$0	\$432	\$0	\$3,326	\$17,115	\$175,403
2020-21	250	Craven County Board of Education	\$0	\$471,043	\$0	\$0	\$17,140	\$22,265	\$121,830	\$84,906	\$2,202	\$0	\$0	\$0	\$0	\$0
2021-22	250	Craven County Board of Education	\$0	\$460,777	\$0	\$0	\$0	\$0	\$124,023	\$123,553	\$13,849	\$0	\$0	\$2,418	\$0	\$0
2022-23	250	Craven County Board of Education	\$0	\$476,092	\$0	\$0	\$0	\$0	\$122,120	\$379,757	\$29,757	\$0	\$0	\$18,221	\$0	\$0
2023-24	250	Craven County Board of Education	\$0	\$499,453	\$4,826	\$48,586	\$4,909	\$0	\$127,143	\$389,450	\$27,701	\$0	\$0	\$25,386	\$0	\$0
2024-25	250	Craven County Board of Education	\$0	\$553,853	\$0	\$0	\$1,848	\$0	\$254,681	\$354,343	\$26,129	\$0	\$0	\$13,208	\$0	\$0
2020-21	260	Cumberland County Schools	\$0	\$715,791	\$5,799	\$170,340	\$3,399	\$262,467	\$61,977	\$267,740	\$0	\$0	\$0	\$0	\$0	\$0
2021-22	260	Cumberland County Schools	\$0	\$858,853	\$36,584	\$462,559	\$14,158	\$310,619	\$0	\$353,356	\$0	\$0	\$0	\$0	\$0	\$0
2022-23	260	Cumberland County Schools	\$0	\$916,160	\$104,936	\$567,304	\$17,405	\$336,585	\$0	\$1,225,572	\$0	\$0	\$0	\$0	\$0	\$0
2023-24	260	Cumberland County Schools	\$0	\$929,685	\$1,406,528	\$248,405	\$20,305	\$451,139	\$170,808	\$1,252,565	\$11,416	\$0	\$0	\$0	\$615,435	\$56,240
2024-25	260	Cumberland County Schools	\$0	\$903,466	\$196,138	\$567,394	\$16,549	\$464,918	\$355,427	\$1,363,952	\$56,959	\$0	\$0	\$0	\$1,730,867	\$0
2020-21	270	Currituck County Schools	\$0	\$116,974	\$255,900	\$0	\$0	\$0	\$0	\$0	\$0	\$0	\$0	\$0	\$0	\$0
2021-22	270	Currituck County Schools	\$0	\$125,481	\$594	\$0	\$0	\$0	\$0	\$0	\$0	\$0	\$0	\$0	\$0	\$0
2022-23	270	Currituck County Schools	\$0	\$128,268	\$127,894	\$0	\$0	\$0	\$0	\$0	\$0	\$0	\$0	\$0	\$0	\$0
2023-24	270	Currituck County Schools	\$10,812	\$136,195	\$22,356	\$8,202	\$28,437	\$25,067	\$135,675	\$94,244	\$0	\$0	\$0	\$28,614	\$1,460	\$10,675
2024-25	270	Currituck County Schools	\$12,799	\$149,868	\$128,415	\$25,358	\$30,585	\$27,628	\$37,151	\$102,758	\$0	\$0	\$0	\$9,731	\$6,783	\$0
2020-21	280	Dare County Schools	\$2,300	\$418,517	\$125,618	\$36,245	\$39,812	\$44,025	\$44,999	\$57,888	\$0	\$0	\$0	\$6,800	\$0	\$20,406
2021-22	280	Dare County Schools	\$1,350	\$456,792	\$35,693	\$35,079	\$78,192	\$80,280	\$35,062	\$169,602	\$0	\$0	\$0	\$0	\$0	\$0
2022-23	280	Dare County Schools	\$1,850	\$498,839	\$167,794	\$78,916	\$87,407	\$93,750	\$57,761	\$202,000	\$0	\$0	\$0	\$0	\$0	\$0
2023-24	280	Dare County Schools	\$2,350	\$498,738	\$82,443	\$78,808	\$102,017	\$92,257	\$0	\$187,791	\$0	\$0	\$0	\$0	\$0	\$0
2024-25	280	Dare County Schools	\$1,850	\$528,411	\$343,957	\$67,550	\$98,356	\$126,852	\$0	\$192,933	\$0	\$0	\$0	\$0	\$0	\$0
2020-21	290	Davidson County Schools	\$0	\$815,685	\$502,630	\$199,695	\$41,462	\$36,656	\$186,240	\$354,152	\$0	\$89,765	\$0	\$63,412	\$0	\$132,959
2021-22	290	Davidson County Schools	\$0	\$816,525	\$394,229	\$385,377	\$98,285	\$220,342	\$363,138	\$749,314	\$0	\$171,232	\$0	\$105,967	\$0	\$167,941
2022-23	290	Davidson County Schools	\$0	\$822,069	\$438,168	\$510,013	\$120,655	\$151,146	\$566,000	\$826,646	\$5,310	\$225,497	\$0	\$109,460	\$0	\$345,608
2023-24	290	Davidson County Schools	\$78,166	\$993,155	\$548,043	\$536,305	\$102,563	\$192,386	\$125,022	\$642,990	\$0	\$18,137	\$0	\$112,836	\$141,179	\$59,145
2024-25	290	Davidson County Schools	\$24,584	\$790,146	\$920,494	\$488,005	\$117,559	\$131,850	\$100,889	\$768,478	\$0	\$78,902	\$0	\$98,566	\$0	\$31,366
2020-21	291	Lexington City Schools	\$0	\$231,893	\$0	\$40,135	\$4,377	\$365	\$0	\$30,507	\$0	\$0	\$0	\$3,000	\$0	\$0
2021-22	291	Lexington City Schools	\$0	\$287,470	\$1,864,960	\$27,741	\$7,000	\$1,643	\$0	\$58,704	\$0	\$0	\$0	\$3,100	\$0	\$0
2022-23	291	Lexington City Schools	\$0	\$304,578	\$0	\$49,816	\$7,330	\$6,846	\$0	\$86,439	\$0	\$0	\$0	\$3,500	\$2,432,577	\$0
2023-24	291	Lexington City Schools	\$0	\$224,838	\$3,780	\$70,547	\$4,305	\$9,246	\$0	\$75,600	\$0	\$0	\$0	\$4,000	\$0	\$0
2024-25	291	Lexington City Schools	\$0	\$356,143	\$0	\$61,515	\$5,530	\$13,825	\$0	\$101,280	\$0	\$0	\$0	\$4,200	\$0	\$0
2020-21	292	Thomasville City Schools	\$2,209	\$141,772	\$40,795	\$567	\$0	\$0	\$0	\$0	\$0	\$0	\$0	\$0	\$0	\$0
2021-22	292	Thomasville City Schools	\$2,160	\$175,217	\$22,758	\$2,499	\$0	\$28,845	\$0	\$40,728	\$0	\$0	\$0	\$0	\$0	\$0
2022-23	292	Thomasville City Schools	\$3,254	\$200,574	\$24,098	\$2,131	\$1,679	\$24,139	\$0	\$59,484	\$0	\$0	\$0	\$0	\$0	\$0
2023-24	292	Thomasville City Schools	\$5,000	\$202,946	\$17,153	\$35,043	\$2,333	\$28,310	\$0	\$42,570	\$0	\$0	\$0	\$0	\$0	\$0
2024-25	292	Thomasville City Schools	\$3,814	\$203,520	\$5,902	\$13,328	\$2,121	\$19,822	\$0	\$70,177	\$0	\$0	\$0	\$0	\$0	\$0
2020-21	300	Davie County Schools	\$0	\$282,120	\$0	\$0	\$8,294	\$0	\$0	\$62,408	\$15,000	\$0	\$0	\$0	\$0	\$0
2021-22	300	Davie County Schools	\$75	\$289,853	\$0	\$0	\$9,481	\$0	\$0	\$147,698	\$35,000	\$0	\$0	\$0	\$0	\$0
2022-23	300	Davie County Schools	\$185	\$293,021	\$0	\$0	\$8,771	\$0	\$0	\$159,874	\$72,527	\$0	\$0	\$0	\$0	\$0
2023-24	300	Davie County Schools	\$125	\$342,496	\$44,734	\$0	\$13,251	\$0	\$0	\$201,987	\$126,865	\$0	\$0	\$0	\$0	\$0



		Totals:	\$5,685,849	\$307,340,796	\$274,744,348	\$68,932,195	\$28,563,164	\$42,248,966	\$48,697,731	\$170,279,029	\$13,376,978	\$5,711,378	\$7,961,222	\$20,071,256	\$95,111,159	\$24,695,543
			Expenditures from PSU Funds							Amount Received by PSU						
SFY	PSU Number	PSU Name	Administering Association Fees	Salaries or stipends for coaches and faculties for duties associated solely with interscholastic athletics	Capital costs, including new construction, repair and renovation, and maintenance costs for existing athletic facilities	Uniform and equipment costs	Travel and transportation costs	Officiating costs	Other identified costs of more than \$5,000	Gate receipts	Concession sales	Merchandise sales	Student fees	Monetary and in-kind contributions from third-party organizations	State or local funding expended on capital costs for athletic facilities	Other identified sources of funds that provide more than \$5,000
2024-25	300	Davie County Schools	\$70	\$345,257	\$0	\$0	\$9,668	\$0	\$0	\$167,401	\$61,973	\$0	\$0	\$0	\$0	\$0
2020-21	310	Duplin County Schools	\$43,831	\$390,798	\$70,807	\$0	\$0	\$19,166	\$0	\$113,873	\$0	\$186	\$1,608	\$357	\$0	\$0
2021-22	310	Duplin County Schools	\$43,925	\$507,725	\$207,239	\$0	\$0	\$67,275	\$19,029	\$331,757	\$0	\$302	\$5,549	\$320	\$0	\$0
2022-23	310	Duplin County Schools	\$43,925	\$532,297	\$67,592	\$0	\$0	\$95,715	\$35,805	\$449,215	\$0	\$586	\$7,002	\$0	\$0	\$0
2023-24	310	Duplin County Schools	\$40,000	\$533,011	\$551,697	\$0	\$352	\$96,337	\$35,723	\$364,596	\$0	\$1,210	\$8,404	\$63,294	\$0	\$0
2024-25	310	Duplin County Schools	\$43,470	\$496,125	\$91,930	\$0	\$1,156	\$96,416	\$16,620	\$413,272	\$0	\$1,838	\$10,423	\$2,994	\$0	\$0
2020-21	320	Durham Public Schools	\$0	\$0	\$0	\$0	\$0	\$0	\$0	\$0	\$0	\$0	\$0	\$0	\$0	\$0
2021-22	320	Durham Public Schools	\$0	\$0	\$0	\$0	\$0	\$0	\$0	\$0	\$0	\$0	\$0	\$0	\$0	\$0
2022-23	320	Durham Public Schools	\$0	\$0	\$0	\$0	\$0	\$0	\$0	\$0	\$0	\$0	\$0	\$0	\$0	\$0
2023-24	320	Durham Public Schools	\$13,102	\$882,471	\$21,051	\$145,742	\$179,569	\$157,626	\$169,565	\$578,945	\$18,000	\$1,200	\$464	\$13,171	\$17,544	\$32,550
2024-25	320	Durham Public Schools	\$11,520	\$902,376	\$53,333	\$159,673	\$203,972	\$187,017	\$82,902	\$600,613	\$27,800	\$0	\$0	\$13,030	\$0	\$0
2020-21	330	Edgecombe County Public Schools	\$1,727	\$212,244	\$0	\$0	\$31,326	\$0	\$50,200	\$0	\$0	\$0	\$0	\$0	\$0	\$0
2021-22	330	Edgecombe County Public Schools	\$20,458	\$324,452	\$0	\$56,032	\$1,804	\$32,662	\$57,620	\$124,167	\$12,648	\$0	\$0	\$0	\$0	\$0
2022-23	330	Edgecombe County Public Schools	\$40,342	\$347,064	\$3,133	\$20,380	\$12,253	\$58,157	\$60,500	\$172,633	\$2,269	\$100	\$0	\$0	\$0	\$0
2023-24	330	Edgecombe County Public Schools	\$5,215	\$115,740	\$0	\$75,130	\$21,820	\$54,014	\$53,345	\$265,475	\$32,500	\$236	\$0	\$0	\$0	\$6,101
2024-25	330	Edgecombe County Public Schools	\$1,692	\$325,363	\$0	\$53,529	\$0	\$16,800	\$43,375	\$0	\$0	\$0	\$0	\$0	\$0	\$0
2020-21	340	Winston Salem / Forsyth County Schools	\$15,390	\$0	\$0	\$128,253	\$0	\$128,867	\$61,630	\$1,247,907	\$0	\$0	\$0	\$0	\$0	\$0
2021-22	340	Winston Salem / Forsyth County Schools	\$17,645	\$0	\$0	\$433,088	\$0	\$350,546	\$159,929	\$1,252,610	\$0	\$0	\$0	\$0	\$0	\$0
2022-23	340	Winston Salem / Forsyth County Schools	\$17,086	\$0	\$0	\$448,398	\$0	\$353,890	\$225,708	\$1,390,518	\$0	\$0	\$0	\$0	\$0	\$0
2023-24	340	Winston Salem / Forsyth County Schools	\$18,799	\$0	\$0	\$499,846	\$115,714	\$375,147	\$215,564	\$1,428,747	\$0	\$0	\$0	\$0	\$0	\$0
2024-25	340	Winston Salem / Forsyth County Schools	\$24,519	\$3,541,907	\$5,008,763	\$5,951,058	\$5,377,988	\$427,915	\$6,322,296	\$1,347,834	\$0	\$0	\$0	\$0	\$8,645	\$82,848
2020-21	350	Franklin County Schools	\$16,221	\$243,909	\$501,220	\$65,891	\$0	\$0	\$70,514	\$60,092	\$0	\$73	\$0	\$12,457	\$501,220	\$91,201
2021-22	350	Franklin County Schools	\$9,310	\$267,568	\$7,971	\$84,542	\$0	\$88,166	\$97,719	\$184,245	\$0	\$0	\$0	\$258	\$7,971	\$44,059
2022-23	350	Franklin County Schools	\$10,726	\$235,206	\$0	\$95,413	\$0	\$82,617	\$172,781	\$252,789	\$0	\$5,029	\$0	\$37,202	\$0	\$75,592
2023-24	350	Franklin County Schools	\$8,367	\$300,654	\$101,924	\$299,833	\$621	\$88,198	\$81,707	\$282,550	\$0	\$4,344	\$0	\$84,626	\$101,924	\$94,197
2024-25	350	Franklin County Schools	\$16,292	\$317,232	\$37,305	\$168,521	\$0	\$93,499	\$86,662	\$292,366	\$0	\$1,040	\$0	\$22,131	\$37,305	\$50,981
2020-21	360	Gaston County Schools	\$34,988	\$1,228,313	\$495,734	\$967	\$7,152	\$208,951	\$27,840	\$365,424	\$365	\$0	\$0	\$214,810	\$0	\$0
2021-22	360	Gaston County Schools	\$36,939	\$1,573,801	\$196,008	\$24,849	\$25,300	\$252,898	\$14,292	\$1,103,937	\$75,462	\$0	\$0	\$254,670	\$0	\$0
2022-23	360	Gaston County Schools	\$49,617	\$1,417,395	\$3,690,258	\$4,000	\$29,243	\$281,228	\$33,770	\$1,335,223.51	\$64,947	\$0	\$0	\$284,448	\$0	\$0
2023-24	360	Gaston County Schools	\$59,322	\$1,638,078	\$4,812,555	\$21,164	\$43,696	\$462,892	\$32,282	\$1,123,905	\$57,526	\$0	\$0	\$222,076	\$0	\$0
2024-25	360	Gaston County Schools	\$53,332	\$1,534,925	\$2,399,266	\$1,466	\$24,392	\$329,149	\$31,836	\$1,179,984	\$90,516	\$0	\$0	\$228,154	\$0	\$0
2020-21	370	Gates County Schools	\$2,660	\$74,656	\$0	\$3,514	\$12,338	\$0	\$28,411	\$41,312	\$0	\$0	\$0	\$0	\$0	\$0
2021-22	370	Gates County Schools	\$2,660	\$74,527	\$0	\$7,376	\$21,852	\$0	\$29,263	\$40,295	\$0	\$0	\$0	\$0	\$0	\$0
2022-23	370	Gates County Schools	\$3,110	\$91,459	\$0	\$4,857	\$39,615	\$0	\$30,141	\$127,842	\$0	\$0	\$0	\$0	\$0	\$0
2023-24	370	Gates County Schools	\$3,160	\$87,033	\$0	\$4,271	\$35,479	\$0	\$24,866	\$100,923	\$0	\$0	\$0	\$0	\$0	\$0
2024-25	370	Gates County Schools	\$1,000	\$86,258	\$0	\$2,999	\$45,100	\$0	\$36,471	\$128,116	\$0	\$0	\$0	\$0	\$0	\$0
2020-21	380	Graham County Schools	\$350	\$71,750	\$20,000	\$7,000	\$6,000	\$10,000	\$0	\$65,000	\$45,000	\$5,000	\$0	\$0	\$0	\$0
2021-22	380	Graham County Schools	\$350	\$71,750	\$65,000	\$12,500	\$12,500	\$19,000	\$0	\$150,000	\$75,000	\$10,000	\$0	\$10,000	\$0	\$0
2022-23	380	Graham County Schools	\$350	\$71,750	\$65,000	\$12,500	\$12,500	\$19,918	\$0	\$150,000	\$75,000	\$10,000	\$0	\$10,000	\$0	\$0
2023-24	380	Graham County Schools	\$350	\$71,750	\$397,000	\$44,270	\$15,000	\$19,664	\$0	\$218,595	\$117,346	\$10,000	\$0	\$425,000	\$0	\$0
2024-25	380	Graham County Schools	\$350	\$71,750	\$71,000	\$22,038	\$12,500	\$22,521	\$0	\$71,778	\$55,000	\$8,000	\$0	\$10,000	\$0	\$0
2020-21	390	Granville County Schools	\$210	\$305,837	\$0	\$118,196	\$0	\$107,030	\$133,184	\$119,324	\$0	\$0	\$2,519	\$0	\$44,653	\$500,640
2021-22	390	Granville County Schools	\$120	\$328,825	\$0	\$123,604	\$0	\$211,799	\$129,504	\$253,967	\$0	\$0	\$18,414	\$84	\$0	\$559,004
2022-23	390	Granville County Schools	\$0	\$352,499	\$88,469	\$108,797	\$3,900	\$293,524	\$137,244	\$312,449	\$0	\$0	\$14,043	\$0	\$88,469	\$587,428
2023-24	390	Granville County Schools	\$125	\$343,082	\$136,333	\$94,003	\$48,780	\$50,326	\$119,492	\$38,258	\$0	\$0	\$0	\$0	\$136,333	\$606,696
2024-25	390	Granville County Schools	\$410	\$338,113	\$98,258	\$229,142	\$22,770	\$289,385	\$124,388	\$258,171	\$0	\$0	\$17,140	\$110,000	\$98,258	\$586,305

		Totals:	\$5,685,849	\$307,340,796	\$274,744,348	\$68,932,195	\$28,563,164	\$42,248,966	\$48,697,731	\$170,279,029	\$13,376,978	\$5,711,378	\$7,961,222	\$20,071,256	\$95,111,159	\$24,695,543
			Expenditures from PSU Funds							Amount Received by PSU						
SFY	PSU Number	PSU Name	Administering Association Fees	Salaries or stipends for coaches and faculties for duties associated solely with interscholastic athletics	Capital costs, including new construction, repair and renovation, and maintenance costs for existing athletic facilities	Uniform and equipment costs	Travel and transportation costs	Officiating costs	Other identified costs of more than \$5,000	Gate receipts	Concession sales	Merchandise sales	Student fees	Monetary and in-kind contributions from third-party organizations	State or local funding expended on capital costs for athletic facilities	Other identified sources of funds that provide more than \$5,000
2020-21	400	Greene County Schools	\$3,222	\$87,898	\$2,635	\$29,351	\$7,957	\$2,752	\$0	\$16,866	\$6,255	\$0	\$0	\$0	\$0	\$0
2021-22	400	Greene County Schools	\$6,090	\$91,681	\$8,093	\$43,502	\$7,353	\$20,478	\$0	\$65,818	\$23,240	\$0	\$0	\$0	\$0	\$0
2022-23	400	Greene County Schools	\$5,280	\$100,580	\$18,089	\$55,713	\$20,035	\$22,195	\$0	\$87,097	\$34,644	\$0	\$0	\$0	\$0	\$0
2023-24	400	Greene County Schools	\$9,593	\$102,739	\$6,433	\$42,580	\$8,077	\$2,849	\$0	\$44,241	\$29,909	\$5,009	\$807	\$1,575	\$0	\$0
2024-25	400	Greene County Schools	\$3,315	\$98,192	\$27,049	\$30,962	\$7,554	\$3,553	\$0	\$71,021	\$23,626	\$1,785	\$0	\$0	\$0	\$0
2020-21	410	Guilford County Schools	\$22,352	\$2,667,931	\$54,191	\$121,536	\$14,369	\$84,057	\$0	\$933,120	\$0	\$0	\$45	\$0	\$0	\$0
2021-22	410	Guilford County Schools	\$1,500	\$2,861,637	\$0	\$347,000	\$13,746	\$175,875	\$0	\$1,895,342	\$0	\$0	\$140,929	\$23,753	\$0	\$0
2022-23	410	Guilford County Schools	\$13,109	\$3,014,864	\$346,997	\$458,386	\$24,724	\$258,385	\$0	\$2,008,053	\$0	\$0	\$149,166	\$9,251	\$0	\$0
2023-24	410	Guilford County Schools	\$11,646	\$2,881,624	\$1,334,974	\$606,061	\$239,689	\$454,618	\$0	\$1,996,671	\$0	\$0	\$138,412	\$11,759	\$0	\$0
2024-25	410	Guilford County Schools	\$14,074	\$3,917,141	\$0	\$289,566	\$46,325	\$304,307	\$0	\$2,068,900	\$0	\$0	\$131,509	\$45,120	\$0	\$0
2020-21	420	Halifax County Schools	\$2,421	\$36,122	\$0	\$0	\$0	\$7,000	\$0	\$118,026	\$16,936	\$0	\$0	\$0	\$0	\$0
2021-22	420	Halifax County Schools	\$2,200	\$46,000	\$0	\$8,000	\$6,478	\$10,500	\$0	\$144,711	\$20,620	\$0	\$0	\$0	\$0	\$0
2022-23	420	Halifax County Schools	\$2,590	\$48,000	\$1,393	\$12,000	\$7,009	\$11,000	\$0	\$149,995	\$22,783	\$0	\$0	\$0	\$0	\$0
2023-24	420	Halifax County Schools	\$3,093	\$51,780	\$13,363	\$21,808	\$5,750	\$12,433	\$0	\$158,458	\$27,902	\$0	\$0	\$0	\$0	\$0
2024-25	420	Halifax County Schools	\$2,610	\$133,235	\$137,179	\$45,571	\$2,597	\$34,401	\$0	\$167,291	\$20,442	\$0	\$0	\$0	\$0	\$0
2020-21	421	Roanoke Rapids City Schools	\$0	\$120,963	\$4,786	\$2,878	\$7,028	\$9,448	\$0	\$30,002	\$3,194	\$0	\$0	\$0	\$0	\$0
2021-22	421	Roanoke Rapids City Schools	\$0	\$132,259	\$0	\$31,812	\$20,642	\$17,296	\$0	\$109,729	\$24,524	\$0	\$0	\$0	\$0	\$0
2022-23	421	Roanoke Rapids City Schools	\$0	\$127,359	\$7,087	\$31,396	\$18,243	\$19,423	\$0	\$93,583	\$29,303	\$0	\$0	\$0	\$0	\$0
2023-24	421	Roanoke Rapids City Schools	\$0	\$143,129	\$25,733	\$14,401	\$18,060	\$0	\$0	\$89,530	\$26,182	\$0	\$0	\$0	\$5,800	\$0
2024-25	421	Roanoke Rapids City Schools	\$0	\$136,736	\$0	\$79,600	\$19,664	\$22,116	\$53,726	\$118,554	\$41,881	\$0	\$0	\$0	\$0	\$0
2020-21	422	Weldon City Schools	\$0	\$0	\$0	\$0	\$0	\$0	\$0	\$0	\$0	\$0	\$0	\$0	\$0	\$0
2021-22	422	Weldon City Schools	\$0	\$0	\$0	\$0	\$0	\$0	\$0	\$0	\$0	\$0	\$0	\$0	\$0	\$0
2022-23	422	Weldon City Schools	\$0	\$0	\$0	\$0	\$0	\$0	\$0	\$0	\$0	\$0	\$0	\$0	\$0	\$0
2023-24	422	Weldon City Schools	\$1,000	\$80,000	\$100,000	\$40,000	\$12,000	\$6,000	\$0	\$20,000	\$5,000	\$0	\$0	\$2,000	\$100,000	\$0
2024-25	422	Weldon City Schools	\$1,000	\$80,000	\$0	\$23,000	\$12,000	\$1,000	\$0	\$5,400	\$0	\$0	\$0	\$2,400	\$0	\$0
2020-21	430	Harnett County Schools	\$7,101	\$858,335	\$0	\$99,898	\$0	\$44,543	\$61,541	\$107,967	\$0	\$0	\$0	\$0	\$0	\$0
2021-22	430	Harnett County Schools	\$0	\$874,473	\$0	\$104,947	\$0	\$81,472	\$47,428	\$283,750	\$0	\$0	\$0	\$0	\$0	\$0
2022-23	430	Harnett County Schools	\$7,484	\$842,716	\$0	\$99,471	\$0	\$98,808	\$46,450	\$354,844	\$0	\$0	\$0	\$0	\$0	\$0
2023-24	430	Harnett County Schools	\$6,230	\$798,515	\$597,758	\$295,890	\$37,278	\$106,280	\$52,076	\$519,631	\$65,343	\$0	\$0	\$0	\$0	\$0
2024-25	430	Harnett County Schools	\$6,158	\$872,539	\$0	\$92,136	\$0	\$99,790	\$45,203	\$350,803	\$120,533	\$0	\$0	\$0	\$0	\$0
2020-21	440	Haywood County Schools	\$7,663	\$305,732	\$40,062	\$67,979	\$28,390	\$28,592	\$79,175	\$96,260	\$34,167	\$21,802	\$14,403	\$105,117	\$46,852	\$37,664
2021-22	440	Haywood County Schools	\$10,995	\$397,074	\$75,929	\$118,947	\$51,650	\$42,091	\$85,454	\$191,624	\$48,893	\$30,181	\$22,075	\$85,038	\$15,837	\$45,191
2022-23	440	Haywood County Schools	\$20,482	\$398,727	\$64,903	\$87,557	\$128,432	\$56,175	\$188,549	\$308,207	\$49,034	\$23,227	\$35,860	\$150,018	\$10,008	\$92,514
2023-24	440	Haywood County Schools	\$9,323	\$418,833	\$59,209	\$142,457	\$112,980	\$52,128	\$131,596	\$410,955	\$56,719	\$8,180	\$34,786	\$44,296	\$8,573	\$111,274
2024-25	440	Haywood County Schools	\$11,408	\$401,350	\$27,576	\$153,196	\$111,366	\$58,508	\$133,957	\$307,691	\$89,944	\$64,030	\$31,385	\$68,441	\$9,381	\$106,046
2020-21	450	Henderson County Schools	\$22,269	\$742,583	\$22,917	\$44,891	\$16,585	\$64,800	\$48,520	\$194,614	\$42,431	\$136	\$13,050	\$45,123	\$0	\$10,728
2021-22	450	Henderson County Schools	\$11,082	\$780,761	\$27,527	\$87,643	\$13,485	\$85,281	\$0	\$344,412	\$72,949	\$5,659	\$40,320	\$33,962	\$0	\$12,643
2022-23	450	Henderson County Schools	\$29,453	\$818,664	\$42,400	\$36,341	\$20,814	\$80,542	\$8,701	\$398,782	\$182,961	\$9,762	\$46,450	\$88,503	\$0	\$11,978
2023-24	450	Henderson County Schools	\$33,530	\$902,000	\$112,521	\$176,125	\$34,515	\$129,222	\$71,765	\$392,607	\$269,619	\$8,717	\$48,970	\$83,648	\$0	\$49,679
2024-25	450	Henderson County Schools	\$36,229	\$1,063,900	\$424,240	\$121,442	\$28,895	\$127,113	\$51,785	\$275,750	\$161,073	\$3,394	\$38,540	\$74,200	\$0	\$40,000
2020-21	460	Hertford County Schools	\$0	\$194,627	\$22,882	\$15,945	\$0	\$0	\$0	\$0	\$0	\$0	\$0	\$0	\$0	\$0
2021-22	460	Hertford County Schools	\$0	\$210,874	\$2,250	\$17,873	\$0	\$0	\$0	\$0	\$0	\$0	\$0	\$0	\$0	\$0
2022-23	460	Hertford County Schools	\$0	\$214,773	\$527	\$3,580	\$0	\$0	\$0	\$0	\$0	\$0	\$0	\$0	\$0	\$0
2023-24	460	Hertford County Schools	\$35,000	\$226,739	\$0	\$21,418	\$5,000	\$0	\$0	\$0	\$0	\$0	\$0	\$0	\$0	\$0
2024-25	460	Hertford County Schools	\$47,961	\$217,869	\$0	\$22,513	\$0	\$0	\$0	\$0	\$0	\$0	\$0	\$0	\$0	\$0
2020-21	470	Hoke County Schools	\$73	\$292,759	\$22,000	\$14,675	\$21,808	\$33,904	\$5,258	\$0	\$0	\$0	\$0	\$35,000	\$0	\$0

		Totals:	\$5,685,849	\$307,340,796	\$274,744,348	\$68,932,195	\$28,563,164	\$42,248,966	\$48,697,731	\$170,279,029	\$13,376,978	\$5,711,378	\$7,961,222	\$20,071,256	\$95,111,159	\$24,695,543
			Expenditures from PSU Funds							Amount Received by PSU						
SFY	PSU Number	PSU Name	Administering Association Fees	Salaries or stipends for coaches and faculties for duties associated solely with interscholastic athletics	Capital costs, including new construction, repair and renovation, and maintenance costs for existing athletic facilities	Uniform and equipment costs	Travel and transportation costs	Officiating costs	Other identified costs of more than \$5,000	Gate receipts	Concession sales	Merchandise sales	Student fees	Monetary and in-kind contributions from third-party organizations	State or local funding expended on capital costs for athletic facilities	Other identified sources of funds that provide more than \$5,000
2021-22	470	Hoke County Schools	\$22,125	\$326,605	\$0	\$0	\$65,738	\$60,337	\$5,209	\$90,116	\$43,198	\$0	\$0	\$0	\$0	\$0
2022-23	470	Hoke County Schools	\$22,379	\$326,882	\$0	\$33,786	\$87,459	\$76,893	\$5,185	\$55,270	\$47,667	\$0	\$0	\$0	\$0	\$0
2023-24	470	Hoke County Schools	\$22,502	\$348,294	\$0	\$25,860	\$61,556	\$45,151	\$8,030	\$124,075	\$48,632	\$0	\$0	\$23,956	\$0	\$0
2024-25	470	Hoke County Schools	\$20,422	\$309,569	\$0	\$0	\$36,184	\$135,106	\$21,634	\$130,798	\$64,170	\$0	\$0	\$0	\$0	\$0
2020-21	480	Hyde County Schools	\$1,083	\$20,489	\$0	\$13,221	\$4,834	\$4,950	\$0	\$6,107	\$92	\$265	\$0	\$10,369	\$0	\$0
2021-22	480	Hyde County Schools	\$4,253	\$36,442	\$0	\$38,265	\$25,220	\$12,036	\$0	\$32,329	\$9,515	\$3,352	\$0	\$53,898	\$0	\$0
2022-23	480	Hyde County Schools	\$1,718	\$55,370	\$59,849	\$85,593	\$51,256	\$28,019	\$0	\$55,626	\$19,707	\$0	\$0	\$23,752	\$59,849	\$0
2023-24	480	Hyde County Schools	\$6,373	\$44,035	\$56,846	\$64,494	\$45,418	\$34,956	\$0	\$81,524	\$57,443	\$2,946	\$0	\$28,537	\$41,396	\$0
2024-25	480	Hyde County Schools	\$3,679	\$66,077	\$27,484	\$67,829	\$61,990	\$21,887	\$0	\$75,643	\$34,202	\$0	\$0	\$11,051	\$0	\$0
2020-21	490	Iredell-Statesville Schools	\$13,625	\$521,722	\$80,770	\$137,770	\$28,301	\$82,156	\$94,967	\$169,558	\$0	\$7,217	\$0	\$10,904	\$0	\$0
2021-22	490	Iredell-Statesville Schools	\$13,750	\$610,447	\$18,295	\$201,985	\$102,986	\$137,081	\$136,452	\$684,790	\$0	\$0	\$0	\$17,642	\$0	\$0
2022-23	490	Iredell-Statesville Schools	\$13,950	\$689,608	\$34,962	\$260,125	\$110,829	\$155,916	\$121,845	\$779,120	\$0	\$0	\$0	\$19,427	\$0	\$0
2023-24	490	Iredell-Statesville Schools	\$14,517	\$811,502	\$4,928,257	\$275,022	\$149,247	\$157,533	\$154,769	\$741,267	\$0	\$0	\$0	\$12,759	\$285,592	\$0
2024-25	490	Iredell-Statesville Schools	\$14,919	\$895,152	\$2,701,235	\$259,631	\$103,276	\$205,747	\$119,479	\$770,350	\$0	\$905	\$0	\$11,100	\$0	\$0
2020-21	491	Mooreville Graded School District	\$0	\$122,483	\$0	\$0	\$108,175	\$0	\$16,295	\$44,959	\$0	\$0	\$0	\$0	\$0	\$0
2021-22	491	Mooreville Graded School District	\$0	\$213,191	\$0	\$0	\$172,315	\$0	\$39,599	\$164,030	\$0	\$0	\$0	\$0	\$0	\$0
2022-23	491	Mooreville Graded School District	\$0	\$217,304	\$0	\$0	\$201,726	\$0	\$44,266	\$253,735	\$0	\$0	\$0	\$0	\$0	\$0
2023-24	491	Mooreville Graded School District	\$0	\$219,214	\$0	\$0	\$206,017	\$0	\$47,497	\$229,025	\$0	\$0	\$0	\$0	\$54,130	\$0
2024-25	491	Mooreville Graded School District	\$0	\$247,076	\$0	\$0	\$249,300	\$0	\$44,344	\$252,612	\$0	\$0	\$0	\$920	\$153,214	\$0
2020-21	500	Jackson County Public Schools	\$0	\$0	\$0	\$0	\$0	\$0	\$0	\$0	\$0	\$0	\$0	\$0	\$0	\$0
2021-22	500	Jackson County Public Schools	\$0	\$0	\$0	\$0	\$0	\$0	\$0	\$0	\$0	\$0	\$0	\$0	\$0	\$0
2022-23	500	Jackson County Public Schools	\$0	\$0	\$0	\$0	\$0	\$0	\$0	\$0	\$0	\$0	\$0	\$0	\$0	\$0
2023-24	500	Jackson County Public Schools	\$9,691	\$463,204	\$3,000	\$64,877	\$45,921	\$43,861	\$50,239	\$127,774	\$14,446	\$6,798	\$6,588	\$34,358	\$0	\$0
2024-25	500	Jackson County Public Schools	\$2,250	\$495,494	\$0	\$160,132	\$33,719	\$18,822	\$48,478	\$142,326	\$38,988	\$24,699	\$8,990	\$2,224	\$0	\$0
2020-21	510	Johnston County Public Schools	\$35,829	\$1,675,787	\$0	\$54,513	\$427	\$125,216	\$940,181	\$1,488,301	\$10,376	\$0	\$0	\$0	\$0	\$455,456
2021-22	510	Johnston County Public Schools	\$50,034	\$1,826,706	\$370,756	\$82,405	\$1,191	\$211,948	\$2,171,573	\$1,498,895	\$10,157	\$0	\$0	\$0	\$0	\$452,456
2022-23	510	Johnston County Public Schools	\$44,353	\$2,034,682	\$581,062	\$235,255	\$8,060	\$305,692	\$1,780,976	\$1,466,864	\$15,640	\$0	\$0	\$0	\$0	\$457,358
2023-24	510	Johnston County Public Schools	\$143,120	\$1,974,137	\$1,091,237	\$767,029	\$124,609	\$273,610	\$323,270	\$960,944	\$710	\$3,503	\$0	\$225,407	\$1,034,400	\$0
2024-25	510	Johnston County Public Schools	\$40,543	\$2,167,747	\$0	\$63,785	\$10,050	\$336,132	\$1,936,161	\$1,688,677	\$5,289	\$0	\$0	\$0	\$58,083	\$284,092
2020-21	520	Jones County Schools	\$364	\$50,676	\$0	\$44,615	\$0	\$1,695	\$0	\$18,461	\$1,381	\$0	\$0	\$0	\$0	\$0
2021-22	520	Jones County Schools	\$799	\$62,821	\$11,791	\$56,532	\$0	\$14,644	\$0	\$35,661	\$9,356	\$0	\$0	\$0	\$0	\$0
2022-23	520	Jones County Schools	\$1,028	\$70,400	\$0	\$74,724	\$3,326	\$10,728	\$0	\$41,769	\$17,665	\$0	\$0	\$0	\$0	\$0
2023-24	520	Jones County Schools	\$16,370	\$94,779	\$63,685	\$29,243	\$2,544	\$19,852	\$0	\$20,716	\$0	\$0	\$0	\$0	\$58,083	\$0
2024-25	520	Jones County Schools	\$280	\$88,723	\$18,760	\$76,196	\$3,908	\$19,741	\$0	\$55,360	\$16,631	\$0	\$0	\$2,300	\$0	\$0
2020-21	530	Lee County Schools	\$8,696	\$173,252	\$0	\$40,411	\$34,436	\$6,921	\$9,739	\$0	\$0	\$0	\$0	\$0	\$0	\$0
2021-22	530	Lee County Schools	\$6,089	\$346,392	\$0	\$14,259	\$35,313	\$40,168	\$20,453	\$0	\$0	\$0	\$0	\$0	\$0	\$0
2022-23	530	Lee County Schools	\$5,851	\$370,599	\$0	\$51,857	\$18,436	\$31,070	\$22,315	\$399,237	\$0	\$0	\$0	\$0	\$0	\$0
2023-24	530	Lee County Schools	\$2,102	\$393,384	\$240,016	\$40,252	\$0	\$55,857	\$45,673	\$448,575	\$0	\$0	\$0	\$0	\$0	\$0
2024-25	530	Lee County Schools	\$0	\$323,560	\$0	\$32,315	\$0	\$59,283	\$23,780	\$456,702	\$0	\$0	\$0	\$0	\$0	\$0
2020-21	540	Lenoir County Public Schools	\$6,225	\$77,100	\$1,688,877	\$162,708	\$3,226	\$37,384	\$0	\$106,430	\$1,518	\$0	\$0	\$0	\$1,688,877	\$0
2021-22	540	Lenoir County Public Schools	\$6,225	\$77,100	\$998,700	\$84,833	\$15,566	\$57,961	\$0	\$217,909	\$3,254	\$0	\$0	\$12,253	\$998,700	\$0
2022-23	540	Lenoir County Public Schools	\$6,225	\$77,100	\$0	\$131,605	\$40,323	\$67,237	\$0	\$234,823	\$19,765	\$0	\$0	\$25,500	\$0	\$0
2023-24	540	Lenoir County Public Schools	\$6,225	\$77,100	\$288,057	\$77,489	\$43,255	\$48,163	\$0	\$249,675	\$20,498	\$0	\$0	\$47,401	\$0	\$0
2024-25	540	Lenoir County Public Schools	\$6,628	\$77,100	\$90,204	\$82,419	\$44,747	\$73,012	\$10,702	\$236,355	\$38,709	\$0	\$0	\$62,401	\$0	\$8,425
2020-21	550	Lincoln County Schools	\$7,829	\$312,646	\$0	\$95,330	\$9,864	\$52,144	\$13,858	\$141,044	\$13,320	\$3,240	\$200	\$9,237	\$0	\$17,130
2021-22	550	Lincoln County Schools	\$21,985	\$324,370	\$9,964	\$124,990	\$44,479	\$82,958	\$28,714	\$480,408	\$22,895	\$10,621	\$0	\$21,705	\$9,964	\$29,207

		Totals:	\$5,685,849	\$307,340,796	\$274,744,348	\$68,932,195	\$28,563,164	\$42,248,966	\$48,697,731	\$170,279,029	\$13,376,978	\$5,711,378	\$7,961,222	\$20,071,256	\$95,111,159	\$24,695,543
			Expenditures from PSU Funds							Amount Received by PSU						
SFY	PSU Number	PSU Name	Administering Association Fees	Salaries or stipends for coaches and faculties for duties associated solely with interscholastic athletics	Capital costs, including new construction, repair and renovation, and maintenance costs for existing athletic facilities	Uniform and equipment costs	Travel and transportation costs	Officiating costs	Other identified costs of more than \$5,000	Gate receipts	Concession sales	Merchandise sales	Student fees	Monetary and in-kind contributions from third-party organizations	State or local funding expended on capital costs for athletic facilities	Other identified sources of funds that provide more than \$5,000
2022-23	550	Lincoln County Schools	\$21,473	\$338,402	\$4,149,127	\$158,821	\$86,308	\$78,056	\$17,472	\$545,463	\$33,233	\$12,620	\$0	\$21,996	\$4,149,127	\$22,486
2023-24	550	Lincoln County Schools	\$10,793	\$402,437	\$1,307,129	\$191,158	\$68,005	\$108,605	\$56,416	\$705,044	\$59,852	\$6,340	\$0	\$4,510	\$1,307,129	\$0
2024-25	550	Lincoln County Schools	\$15,059	\$412,116	\$3,736,367	\$120,435	\$82,457	\$84,738	\$43,722	\$603,967	\$25,680	\$12,374	\$0	\$25,718	\$3,736,337	\$59,067
2020-21	560	Macon County Schools	\$1,481	\$220,977	\$8,141	\$10,618	\$301	\$22,737	\$23,605	\$8,073	\$0	\$0	\$0	\$2,000	\$0	\$0
2021-22	560	Macon County Schools	\$300	\$244,013	\$14,226	\$12,092	\$0	\$39,965	\$15,327	\$26,843	\$800	\$0	\$0	\$2,000	\$0	\$0
2022-23	560	Macon County Schools	\$1,449	\$263,130	\$15,032	\$111,683	\$8,851	\$46,122	\$12,935	\$89,153	\$5,169	\$0	\$0	\$15,700	\$0	\$0
2023-24	560	Macon County Schools	\$1,705	\$278,674	\$2,197,319	\$86,553	\$7,238	\$45,713	\$22,772	\$74,248	\$5,843	\$0	\$0	\$19,800	\$2,120,771	\$0
2024-25	560	Macon County Schools	\$1,431	\$270,637	\$386,937	\$107,711	\$14,795	\$49,611	\$19,043	\$77,516	\$780	\$0	\$0	\$17,050	\$0	\$0
2020-21	570	Madison County Schools	\$830	\$103,778	\$0	\$40,540	\$670	\$14,053	\$8,000	\$11,449	\$3,170	\$0	\$0	\$798	\$0	\$0
2021-22	570	Madison County Schools	\$1,280	\$115,798	\$982,361	\$124,905	\$3,342	\$20,182	\$8,363	\$54,865	\$38,330	\$0	\$0	\$4,798	\$982,361	\$0
2022-23	570	Madison County Schools	\$2,757	\$135,532	\$1,789,409	\$89,777	\$7,352	\$22,394	\$8,000	\$67,845	\$57,569	\$0	\$0	\$7,389	\$1,864,729	\$0
2023-24	570	Madison County Schools	\$4,309	\$151,128	\$3,550,236	\$23,682	\$5,181	\$22,227	\$8,000	\$80,045	\$45,437	\$0	\$0	\$27,000	\$3,023,483	\$0
2024-25	570	Madison County Schools	\$1,900	\$154,133	\$997,043	\$15,741	\$5,822	\$23,778	\$8,000	\$73,211	\$57,924	\$0	\$0	\$11,905	\$1,180,135	\$0
2020-21	580	Martin County Schools	\$0	\$93,470	\$19,337	\$0	\$0	\$0	\$10,500	\$43,957	\$0	\$0	\$0	\$0	\$0	\$0
2021-22	580	Martin County Schools	\$0	\$113,834	\$12,290	\$33,396	\$0	\$0	\$20,500	\$126,053	\$9,800	\$0	\$0	\$0	\$0	\$0
2022-23	580	Martin County Schools	\$0	\$129,934	\$4,232	\$21,557	\$0	\$0	\$9,013	\$69,006	\$0	\$0	\$0	\$0	\$0	\$0
2023-24	580	Martin County Schools	\$0	\$202,068	\$0	\$82,306	\$16,512	\$0	\$5,408	\$99,896	\$0	\$0	\$0	\$4,862	\$0	\$0
2024-25	580	Martin County Schools	\$0	\$187,398	\$0	\$5,081	\$4,274	\$0	\$3,605	\$61,952	\$0	\$0	\$0	\$0	\$0	\$0
2020-21	590	McDowell County Schools	\$6,254	\$155,657	\$2,612	\$102,133	\$15,053	\$13,877	\$0	\$31,204	\$3,525	\$0	\$7,659	\$39,725	\$2,612	\$0
2021-22	590	McDowell County Schools	\$9,110	\$187,252	\$20,704	\$155,996	\$31,859	\$25,265	\$13,211	\$105,972	\$12,536	\$0	\$9,089	\$97,623	\$20,704	\$0
2022-23	590	McDowell County Schools	\$28,871	\$196,492	\$18,612	\$147,530	\$33,931	\$39,335	\$0	\$139,011	\$22,424	\$0	\$10,236	\$124,035	\$18,612	\$0
2023-24	590	McDowell County Schools	\$849	\$233,940	\$2,076,907	\$66,124	\$37,226	\$32,903	\$15,461	\$154,335	\$16,878	\$1,336	\$8,768	\$63,192	\$2,064,223	\$0
2024-25	590	McDowell County Schools	\$12,856	\$360,927	\$13,622	\$191,803	\$46,244	\$42,012	\$13,546	\$123,855	\$29,667	\$0	\$915	\$84,353	\$136,232	\$0
2020-21	600	Charlotte-Mecklenburg Schools	\$0	\$1,948,521	\$0	\$23,581	\$6,810	\$319,333	\$0	\$0	\$0	\$0	\$0	\$0	\$0	\$0
2021-22	600	Charlotte-Mecklenburg Schools	\$0	\$822,816	\$0	\$0	\$4,591	\$179,098	\$0	\$0	\$0	\$0	\$0	\$0	\$0	\$0
2022-23	600	Charlotte-Mecklenburg Schools	\$0	\$2,295,217	\$0	\$37,285	\$10,340	\$0	\$0	\$0	\$0	\$0	\$1,074,625	\$50,000	\$0	\$0
2023-24	600	Charlotte-Mecklenburg Schools	\$1,125	\$2,331,065	\$0	\$47,375	\$24,884	\$1,486,166	\$11,542	\$1,828,884	\$0	\$0	\$1,085,500	\$50,000	\$0	\$0
2024-25	600	Charlotte-Mecklenburg Schools	\$1,825	\$2,961,572	\$0	\$58,800	\$46,684	\$791,601	\$103,400	\$1,785,242	\$0	\$0	\$640,184	\$60,000	\$0	\$0
2020-21	610	Mitchell County Schools	\$0	\$207,907	\$4,890	\$37,050	\$2,950	\$18,000	\$10,000	\$32,464	\$12,101	\$0	\$0	\$0	\$0	\$0
2021-22	610	Mitchell County Schools	\$0	\$212,596	\$14,400	\$36,000	\$5,680	\$26,000	\$12,000	\$115,725	\$47,454	\$0	\$0	\$0	\$1,100,000	\$0
2022-23	610	Mitchell County Schools	\$0	\$230,859	\$75,820	\$35,500	\$6,080	\$27,000	\$14,000	\$69,093	\$60,593	\$0	\$0	\$0	\$0	\$0
2023-24	610	Mitchell County Schools	\$0	\$243,297	\$51,543	\$38,500	\$6,560	\$23,000	\$16,000	\$73,993	\$59,314	\$0	\$0	\$0	\$0	\$0
2024-25	610	Mitchell County Schools	\$0	\$243,737	\$40,420	\$45,500	\$5,030	\$20,000	\$20,000	\$111,089	\$82,810	\$0	\$0	\$0	\$1,268,470	\$854,006
2020-21	620	Montgomery County Schools	\$2,100	\$165,271	\$905,891	\$0	\$3,000	\$5,000	\$0	\$14,531	\$0	\$0	\$0	\$300,000	\$905,981	\$0
2021-22	620	Montgomery County Schools	\$5,090	\$244,792	\$2,308,884	\$0	\$3,000	\$17,274	\$5,450	\$65,164	\$0	\$0	\$0	\$400,000	\$2,097,006	\$0
2022-23	620	Montgomery County Schools	\$7,140	\$221,407	\$333,795	\$0	\$3,000	\$32,920	\$6,000	\$86,245	\$0	\$0	\$0	\$0	\$348,879	\$0
2023-24	620	Montgomery County Schools	\$1,134	\$185,192	\$129,755	\$21,084	\$6,394	\$30,903	\$11,965	\$81,002	\$0	\$0	\$0	\$4,825	\$129,755	\$0
2024-25	620	Montgomery County Schools	\$3,440	\$228,737	\$377,794	\$0	\$3,000	\$27,350	\$9,200	\$57,882	\$0	\$0	\$0	\$0	\$198,172	\$0
2020-21	630	Moore County Schools	\$7,218	\$901,401	\$69,253	\$27,776	\$44,532	\$35,867	\$14,380	\$115,054	\$3,245	\$0	\$0	\$29,509	\$0	\$18,526
2021-22	630	Moore County Schools	\$8,966	\$1,066,275	\$97,264	\$53,986	\$81,345	\$71,465	\$39,020	\$344,090	\$59,120	\$2,197	\$0	\$16,972	\$0	\$10,371
2022-23	630	Moore County Schools	\$10,040	\$1,168,494	\$159,471	\$82,769	\$140,933	\$91,390	\$57,108	\$370,161	\$90,896	\$10,762	\$0	\$9,327	\$0	\$35,786
2023-24	630	Moore County Schools	\$10,821	\$1,101,811	\$188,710	\$143,356	\$154,831	\$152,964	\$59,170	\$391,446	\$101,527	\$8,332	\$0	\$17,134	\$0	\$8,137
2024-25	630	Moore County Schools	\$7,860	\$1,127,001	\$172,189	\$196,252	\$73,737	\$160,285	\$54,588	\$655,234	\$93,739	\$9,908	\$0	\$18,006	\$0	\$1,734
2020-21	640	Nash County Public Schools	\$14,399	\$830,103	\$26,933	\$116,990	\$1,606	\$50,092	\$0	\$124,153	\$615	\$100,967	\$50	\$29,076	\$0	\$0
2021-22	640	Nash County Public Schools	\$5,377	\$912,396	\$50,246	\$139,159	\$6,746	\$145,939	\$6,200	\$486,470	\$6,996	\$92,103	\$13,725	\$41,491	\$0	\$18,071
2022-23	640	Nash County Public Schools	\$16,019	\$50,366	\$243,416	\$205,456	\$3,574	\$197,310	\$42,940	\$645,904	\$7,604	\$124,284	\$13,125	\$74,075	\$0	\$57,998

		Totals:	\$5,685,849	\$307,340,796	\$274,744,348	\$68,932,195	\$28,563,164	\$42,248,966	\$48,697,731	\$170,279,029	\$13,376,978	\$5,711,378	\$7,961,222	\$20,071,256	\$95,111,159	\$24,695,543
			Expenditures from PSU Funds							Amount Received by PSU						
SFY	PSU Number	PSU Name	Administering Association Fees	Salaries or stipends for coaches and faculties for duties associated solely with interscholastic athletics	Capital costs, including new construction, repair and renovation, and maintenance costs for existing athletic facilities	Uniform and equipment costs	Travel and transportation costs	Officiating costs	Other identified costs of more than \$5,000	Gate receipts	Concession sales	Merchandise sales	Student fees	Monetary and in-kind contributions from third-party organizations	State or local funding expended on capital costs for athletic facilities	Other identified sources of funds that provide more than \$5,000
2023-24	640	Nash County Public Schools	\$9,918	\$1,055,677	\$39,598	\$251,470	\$8,913	\$179,796	\$115,732	\$686,191	\$37,106	\$179,866	\$3,489	\$80,058	\$0	\$20,838
2024-25	640	Nash County Public Schools	\$16,111	\$893,933	\$37,172	\$266,591	\$11,242	\$149,277	\$59,875	\$645,713	\$12,010	\$203,338	\$4,086	\$81,940	\$0	\$45,347
2020-21	650	New Hanover County Schools	\$6,592	\$1,006,571	\$258,468	\$144,882	\$17,984	\$61,250	\$34,061	\$182,419	\$0	\$0	\$0	\$0	\$0	\$0
2021-22	650	New Hanover County Schools	\$0	\$1,142,256	\$2,368,949	\$268,996	\$112,010	\$106,256	\$122,165	\$429,130	\$0	\$0	\$0	\$0	\$0	\$0
2022-23	650	New Hanover County Schools	\$7,429	\$1,083,533	\$1,217,342	\$249,471	\$190,371	\$127,996	\$148,020	\$614,272	\$0	\$0	\$0	\$0	\$0	\$0
2023-24	650	New Hanover County Schools	\$7,498	\$1,081,335	\$942,185	\$290,508	\$289,992	\$110,740	\$184,606	\$624,738	\$0	\$661	\$0	\$55,000	\$0	\$0
2024-25	650	New Hanover County Schools	\$6,178	\$1,077,949	\$2,187,192	\$475,592	\$262,956	\$171,243	\$170,415	\$661,547	\$0	\$425	\$0	\$0	\$0	\$0
2020-21	660	Northampton County Schools	\$0	\$0	\$0	\$0	\$0	\$0	\$0	\$0	\$0	\$0	\$0	\$0	\$0	\$0
2021-22	660	Northampton County Schools	\$0	\$0	\$0	\$0	\$0	\$0	\$0	\$0	\$0	\$0	\$0	\$0	\$0	\$0
2022-23	660	Northampton County Schools	\$0	\$0	\$0	\$0	\$0	\$0	\$0	\$0	\$0	\$0	\$0	\$0	\$0	\$0
2023-24	660	Northampton County Schools	\$700	\$83,275	\$3,960	\$24,505	\$31,427	\$1,345	\$8,300	\$45,142	\$1,125	\$0	\$0	\$0	\$0	\$0
2024-25	660	Northampton County Schools	\$900	\$120,223	\$8,289	\$26,466	\$36,652	\$20,920	\$22,340	\$69,313	\$2,648	\$0	\$0	\$10,000	\$450	\$0
2020-21	670	Onslow County Schools	\$7,748	\$1,161,614	\$214,292	\$244,283	\$29,417	\$168,313	\$0	\$193,471	\$1,055	\$157,342	\$0	\$0	\$0	\$26,444
2021-22	670	Onslow County Schools	\$4,251	\$1,412,446	\$24,901	\$332,612	\$85,717	\$156,569	\$11,165	\$598,928	\$26,907	\$286,081	\$0	\$0	\$160,824	\$7,500
2022-23	670	Onslow County Schools	\$14,713	\$1,612,162	\$612,209	\$449,009	\$121,226	\$181,122	\$16,437	\$599,033	\$32,818	\$312,275	\$0	\$0	\$0	\$6,520
2023-24	670	Onslow County Schools	\$14,489	\$1,720,308	\$282,185	\$722,569	\$138,561	\$202,892	\$87,664	\$809,719	\$37,366	\$472,828	\$0	\$0	\$0	\$30,879
2024-25	670	Onslow County Schools	\$10,821	\$1,786,569	\$179,564	\$503,212	\$143,282	\$213,671	\$19,714	\$793,944	\$39,164	\$360,874	\$0	\$0	\$0	\$6,520
2020-21	680	Orange County Schools	\$0	\$246,206	\$0	\$2,751	\$0	\$0	\$0	\$394,908	\$0	\$0	\$0	\$0	\$0	\$0
2021-22	680	Orange County Schools	\$0	\$267,914	\$0	\$5,240	\$0	\$0	\$0	\$322,117	\$0	\$0	\$0	\$0	\$0	\$0
2022-23	680	Orange County Schools	\$0	\$285,814	\$0	\$4,418	\$0	\$0	\$0	\$394,730	\$0	\$0	\$0	\$0	\$0	\$0
2023-24	680	Orange County Schools	\$0	\$260,536	\$0	\$4,874	\$0	\$0	\$0	\$556,069	\$0	\$0	\$0	\$0	\$0	\$0
2024-25	680	Orange County Schools	\$0	\$295,620	\$0	\$3,878	\$0	\$0	\$0	\$627,216	\$0	\$0	\$0	\$0	\$0	\$0
2020-21	681	Chapel Hill-Carrboro City Schools	\$0	\$1,644,207	\$240,024	\$253,672	\$95,139	\$0	\$0	\$0	\$0	\$0	\$0	\$0	\$240,024	\$0
2021-22	681	Chapel Hill-Carrboro City Schools	\$0	\$1,786,383	\$20,912	\$201,584	\$101,899	\$0	\$0	\$0	\$0	\$0	\$0	\$0	\$20,912	\$0
2022-23	681	Chapel Hill-Carrboro City Schools	\$0	\$1,980,465	\$64,255	\$193,949	\$174,068	\$0	\$0	\$419,048	\$0	\$0	\$0	\$0	\$64,255	\$0
2023-24	681	Chapel Hill-Carrboro City Schools	\$0	\$2,017,563	\$72,947	\$194,875	\$223,695	\$0	\$0	\$502,820	\$0	\$0	\$0	\$0	\$72,947	\$0
2024-25	681	Chapel Hill-Carrboro City Schools	\$0	\$2,130,323	\$300,462	\$176,514	\$174,445	\$0	\$0	\$957,045	\$0	\$0	\$0	\$0	\$300,462	\$0
2020-21	690	Pamlico County Schools	\$0	\$0	\$0	\$0	\$0	\$0	\$0	\$0	\$0	\$0	\$0	\$0	\$0	\$0
2021-22	690	Pamlico County Schools	\$0	\$0	\$0	\$0	\$0	\$0	\$0	\$0	\$0	\$0	\$0	\$0	\$0	\$0
2022-23	690	Pamlico County Schools	\$0	\$0	\$0	\$0	\$0	\$0	\$0	\$0	\$0	\$0	\$0	\$0	\$0	\$0
2023-24	690	Pamlico County Schools	\$1,725	\$52,751	\$0	\$17,742	\$14,575	\$20,139	\$0	\$67,069	\$35,712	\$1,519	\$226	\$0	\$0	\$0
2024-25	690	Pamlico County Schools	\$1,550	\$53,738	\$0	\$28,665	\$14,535	\$18,301	\$0	\$61,825	\$24,558	\$461	\$38	\$2,500	\$0	\$0
2020-21	700	Elizabeth City-Pasquotank Public Schools	\$0	\$101,421	\$23,196	\$2,512	\$5,056	\$0	\$66,544	\$33,030	\$0	\$0	\$45	\$15,946	\$0	\$751
2021-22	700	Elizabeth City-Pasquotank Public Schools	\$0	\$133,914	\$181,664	\$8,776	\$10,128	\$0	\$87,980	\$147,024	\$4,902	\$3,093	\$90	\$2,782	\$0	\$11,409
2022-23	700	Elizabeth City-Pasquotank Public Schools	\$0	\$147,420	\$61,184	\$0	\$13,462	\$0	\$135,834	\$130,569	\$1,180	\$1,976	\$1,380	\$7,609	\$0	\$19,841
2023-24	700	Elizabeth City-Pasquotank Public Schools	\$0	\$161,722	\$15,000	\$34,276	\$55,620	\$0	\$129,981	\$133,382	\$0	\$0	\$0	\$0	\$59,197	\$21,998
2024-25	700	Elizabeth City-Pasquotank Public Schools	\$0	\$126,751	\$35,054	\$13,232	\$50,020	\$0	\$128,237	\$159,164	\$0	\$1,815	\$39,770	\$7,251	\$35,054	\$106,342
2020-21	710	Pender County Schools	\$4,307	\$198,835	\$0	\$65,956	\$30,115	\$44,171	\$48,418	\$95,993	\$87	\$744	\$0	\$34,069	\$0	\$33,326
2021-22	710	Pender County Schools	\$2,302	\$244,464	\$29,497	\$104,984	\$61,755	\$66,317	\$95,522	\$233,969	\$0	\$1,180	\$0	\$49,505	\$29,497	\$55,658
2022-23	710	Pender County Schools	\$5,407	\$302,915	\$312,758	\$198,067	\$67,523	\$72,975	\$164,557	\$281,623	\$0	\$472	\$0	\$73,933	\$312,758	\$48,393
2023-24	710	Pender County Schools	\$9,424	\$350,492	\$56,717	\$140,903	\$55,180	\$95,081	\$290,665	\$285,357	\$0	\$780	\$0	\$132,100	\$56,717	\$249,035
2024-25	710	Pender County Schools	\$3,842	\$360,464	\$186,300	\$235,589	\$72,118	\$120,670	\$319,540	\$318,628	\$0	\$11,015	\$0	\$136,035	\$186,300	\$250,395
2020-21	720	Perquimans County Schools	\$560	\$61,017	\$0	\$24,973	\$23,931	\$12,521	\$0	\$36,017	\$5,400	\$0	\$0	\$0	\$0	\$8,581
2021-22	720	Perquimans County Schools	\$100	\$126,236	\$26,271	\$63,775	\$49,327	\$20,202	\$0	\$67,157	\$0	\$0	\$0	\$0	\$0	\$0
2022-23	720	Perquimans County Schools	\$514	\$142,781	\$0	\$79,100	\$42,685	\$25,459	\$7,614	\$82,834	\$0	\$0	\$0	\$0	\$0	\$0
2023-24	720	Perquimans County Schools	\$0	\$154,053	\$397,678	\$12,522	\$62,995	\$29,446	\$0	\$52,275	\$0	\$0	\$0	\$0	\$0	\$0



		Totals:	\$5,685,849	\$307,340,796	\$274,744,348	\$68,932,195	\$28,563,164	\$42,248,966	\$48,697,731	\$170,279,029	\$13,376,978	\$5,711,378	\$7,961,222	\$20,071,256	\$95,111,159	\$24,695,543
			Expenditures from PSU Funds							Amount Received by PSU						
SFY	PSU Number	PSU Name	Administering Association Fees	Salaries or stipends for coaches and faculties for duties associated solely with interscholastic athletics	Capital costs, including new construction, repair and renovation, and maintenance costs for existing athletic facilities	Uniform and equipment costs	Travel and transportation costs	Officiating costs	Other identified costs of more than \$5,000	Gate receipts	Concession sales	Merchandise sales	Student fees	Monetary and in-kind contributions from third-party organizations	State or local funding expended on capital costs for athletic facilities	Other identified sources of funds that provide more than \$5,000
2024-25	720	Perquimans County Schools	\$558	\$178,052	\$15,155	\$65,899	\$46,168	\$35,636	\$0	\$70,796	\$0	\$0	\$0	\$0	\$0	\$0
2020-21	730	Person County Schools	\$1,199	\$140,956	\$137,214	\$12,857	\$0	\$9,000	\$0	\$33,030	\$0	\$444	\$0	\$1,461	\$137,214	\$155,956
2021-22	730	Person County Schools	\$1,057	\$188,133	\$118,308	\$32,340	\$19,144	\$18,100	\$8,620	\$103,748	\$0	\$150	\$0	\$16,761	\$118,308	\$203,133
2022-23	730	Person County Schools	\$1,219	\$160,797	\$262,057	\$37,087	\$19,000	\$20,550	\$27,054	\$102,783	\$0	\$176	\$0	\$40,945	\$262,057	\$175,797
2023-24	730	Person County Schools	\$1,219	\$143,075	\$34,414	\$121,428	\$27,380	\$23,100	\$23,098	\$110,300	\$0	\$166	\$0	\$61,139	\$71,353	\$158,075
2024-25	730	Person County Schools	\$1,251	\$263,228	\$347,470	\$38,572	\$28,133	\$24,018	\$49,546	\$126,396	\$0	\$259	\$0	\$42,765	\$305,082	\$278,228
2020-21	740	Pitt County Schools	\$23,194	\$1,057,981	\$105,350	\$162,002	\$30,068	\$86,462	\$128,110	\$202,754	\$1,962	\$40,988	\$10,852	\$134,717	\$57,137	\$142,284
2021-22	740	Pitt County Schools	\$85,298	\$1,309,832	\$165,071	\$264,095	\$131,120	\$163,714	\$387,789	\$593,790	\$30,322	\$68,777	\$22,108	\$292,498	\$14,548	\$149,910
2022-23	740	Pitt County Schools	\$45,842	\$1,328,197	\$134,986	\$370,292	\$146,638	\$172,364	\$428,470	\$628,864	\$50,781	\$76,447	\$27,997	\$350,226	\$50,846	\$111,209
2023-24	740	Pitt County Schools	\$34,993	\$1,347,377	\$211,541	\$458,316	\$181,116	\$239,511	\$471,461	\$690,739	\$41,079	\$56,001	\$30,144	\$422,041	\$15,215	\$155,390
2024-25	740	Pitt County Schools	\$29,570	\$1,182,723	\$191,206	\$429,770	\$154,193	\$184,944	\$526,023	\$590,482	\$130,373	\$132,807	\$50,892	\$259,953	\$11,926	\$117,010
2020-21	750	Polk County Schools	\$0	\$144,264	\$24,790	\$86,182	\$5,912	\$41,488	\$43,037	\$47,321	\$550	\$0	\$0	\$0	\$24,790	\$44,748
2021-22	750	Polk County Schools	\$0	\$158,126	\$31,575	\$42,809	\$3,777	\$52,718	\$44,787	\$82,931	\$4,187	\$0	\$0	\$0	\$136,200	\$15,079
2022-23	750	Polk County Schools	\$0	\$150,842	\$453,696	\$89,443	\$3,313	\$56,371	\$60,537	\$78,007	\$5,629	\$0	\$0	\$11,918	\$342,071	\$56,000
2023-24	750	Polk County Schools	\$1,000	\$181,814	\$263,291	\$56,864	\$19,756	\$56,403	\$51,987	\$97,014	\$5,875	\$0	\$0	\$0	\$263,641	\$0
2024-25	750	Polk County Schools	\$0	\$220,620	\$313,005	\$132,120	\$13,704	\$61,800	\$58,500	\$96,022	\$8,822	\$0	\$0	\$180,000	\$133,005	\$0
2020-21	760	Randolph County School System	\$0	\$604,537	\$225,663	\$203,171	\$0	\$0	\$0	\$0	\$0	\$0	\$0	\$0	\$0	\$0
2021-22	760	Randolph County School System	\$0	\$584,256	\$5,888	\$154,530	\$14,655	\$1,200	\$0	\$0	\$0	\$0	\$0	\$0	\$0	\$0
2022-23	760	Randolph County School System	\$0	\$571,144	\$174,304	\$134,200	\$0	\$0	\$0	\$0	\$0	\$0	\$0	\$0	\$134,148	\$0
2023-24	760	Randolph County School System	\$0	\$579,902	\$22,096	\$136,768	\$4,699	\$0	\$0	\$0	\$0	\$0	\$0	\$0	\$0	\$0
2024-25	760	Randolph County School System	\$0	\$618,361	\$134,719	\$216,890	\$0	\$0	\$0	\$0	\$0	\$0	\$0	\$0	\$100,000	\$0
2020-21	761	Asheboro City Schools	\$3,444	\$94,337	\$9,072	\$26,346	\$9,141	\$12,677	\$46,742	\$43,100	\$0	\$0	\$0	\$15,000	\$9,072	\$134,587
2021-22	761	Asheboro City Schools	\$407	\$108,010	\$33,449	\$37,154	\$17,048	\$22,842	\$66,194	\$111,888	\$1,062	\$0	\$0	\$25,740	\$33,449	\$112,965
2022-23	761	Asheboro City Schools	\$1,344	\$163,328	\$504,623	\$61,398	\$23,457	\$28,733	\$105,121	\$116,471	\$0	\$0	\$0	\$17,000	\$504,623	\$249,910
2023-24	761	Asheboro City Schools	\$1,309	\$167,796	\$568,899	\$60,244	\$29,025	\$25,308	\$117,836	\$123,080	\$0	\$0	\$0	\$18,400	\$568,899	\$260,038
2024-25	761	Asheboro City Schools	\$1,309	\$174,395	\$1,612	\$40,145	\$27,680	\$50,510	\$132,283	\$141,636	\$0	\$0	\$0	\$13,000	\$0	\$273,298
2020-21	770	Richmond County Schools	\$3,654	\$229,326	\$82,038	\$67,214	\$0	\$12,335	\$0	\$48,568	\$7,766	\$0	\$0	\$12,630	\$0	\$0
2021-22	770	Richmond County Schools	\$3,010	\$255,754	\$112,031	\$76,198	\$11,691	\$11,549	\$0	\$201,507	\$48,685	\$0	\$0	\$0	\$0	\$0
2022-23	770	Richmond County Schools	\$2,840	\$260,423	\$112,432	\$67,757	\$4,980	\$23,881	\$0	\$195,662	\$60,458	\$0	\$0	\$4,200	\$0	\$0
2023-24	770	Richmond County Schools	\$3,200	\$203,805	\$186,720	\$89,544	\$65,426	\$26,212	\$0	\$205,632	\$54,172	\$0	\$0	\$2,865	\$0	\$0
2024-25	770	Richmond County Schools	\$2,951	\$254,207	\$284,018	\$54,541	\$43,909	\$29,192	\$0	\$254,850	\$45,713	\$0	\$0	\$3,200	\$0	\$0
2020-21	780	Public Schools of Robeson County	\$0	\$375,175	\$1,259,550	\$105,760	\$0	\$87,436	\$314,719	\$182,698	\$17,623	\$0	\$0	\$0	\$0	\$0
2021-22	780	Public Schools of Robeson County	\$0	\$373,449	\$6,176,200	\$196,805	\$0	\$6,664	\$138,293	\$449,240	\$108,727	\$0	\$0	\$0	\$0	\$0
2022-23	780	Public Schools of Robeson County	\$0	\$383,504	\$2,086,411	\$109,836	\$0	\$0	\$142,351	\$449,748	\$116,870	\$0	\$0	\$0	\$0	\$0
2023-24	780	Public Schools of Robeson County	\$0	\$373,798	\$628,187	\$0	\$0	\$0	\$165,552	\$468,531	\$108,547	\$0	\$0	\$20,704	\$0	\$0
2024-25	780	Public Schools of Robeson County	\$0	\$380,272	\$490,072	\$0	\$0	\$0	\$179,638	\$453,780	\$107,130	\$0	\$0	\$0	\$0	\$0
2020-21	790	Rockingham County Schools	\$0	\$0	\$330,486	\$12,822	\$2,108	\$0	\$32,585	\$76,397	\$0	\$5,143	\$0	\$0	\$0	\$0
2021-22	790	Rockingham County Schools	\$0	\$0	\$304,665	\$10,554	\$1,211	\$0	\$36,250	\$147,069	\$0	\$6,901	\$0	\$0	\$0	\$0
2022-23	790	Rockingham County Schools	\$0	\$0	\$1,655,939	\$19,354	\$2,198	\$0	\$29,937	\$199,080	\$0	\$6,074	\$0	\$0	\$917,855	\$492,348
2023-24	790	Rockingham County Schools	\$1,200	\$750,852	\$117,281	\$61,888	\$2,408	\$600	\$25,361	\$569,844	\$9,439	\$10,788	\$0	\$14,657	\$153,053	\$0
2024-25	790	Rockingham County Schools	\$1,200	\$786,120	\$571,587	\$12,964	\$2,131	\$0	\$20,069	\$449,770	\$8,317	\$14,350	\$32,424	\$14,752	\$16,554	\$0
2020-21	800	Rowan-Salisbury Schools	\$0	\$929,366	\$0	\$0	\$52,000	\$0	\$0	\$360,645	\$0	\$0	\$0	\$0	\$0	\$16,248
2021-22	800	Rowan-Salisbury Schools	\$0	\$951,732	\$303,836	\$0	\$52,000	\$0	\$0	\$870,787	\$0	\$0	\$0	\$5,800	\$0	\$0
2022-23	800	Rowan-Salisbury Schools	\$0	\$908,720	\$146,016	\$0	\$111,630	\$0	\$0	\$980,675	\$0	\$0	\$0	\$4,800	\$0	\$17,000
2023-24	800	Rowan-Salisbury Schools	\$0	\$1,683,820	\$158,112	\$0	\$129,203	\$0	\$97,177	\$1,145,839	\$0	\$0	\$0	\$5,100	\$0	\$60,000
2024-25	800	Rowan-Salisbury Schools	\$0	\$1,633,021	\$404,889	\$0	\$144,773	\$0	\$15,090	\$817,367	\$0	\$0	\$0	\$5,500	\$0	\$65,763

		Totals:	\$5,685,849	\$307,340,796	\$274,744,348	\$68,932,195	\$28,563,164	\$42,248,966	\$48,697,731	\$170,279,029	\$13,376,978	\$5,711,378	\$7,961,222	\$20,071,256	\$95,111,159	\$24,695,543
			Expenditures from PSU Funds							Amount Received by PSU						
SFY	PSU Number	PSU Name	Administering Association Fees	Salaries or stipends for coaches and faculties for duties associated solely with interscholastic athletics	Capital costs, including new construction, repair and renovation, and maintenance costs for existing athletic facilities	Uniform and equipment costs	Travel and transportation costs	Officiating costs	Other identified costs of more than \$5,000	Gate receipts	Concession sales	Merchandise sales	Student fees	Monetary and in-kind contributions from third-party organizations	State or local funding expended on capital costs for athletic facilities	Other identified sources of funds that provide more than \$5,000
2020-21	810	Rutherford County Schools	\$0	\$431,666	\$11,394	\$0	\$0	\$0	\$0	\$0	\$0	\$0	\$0	\$0	\$0	\$0
2021-22	810	Rutherford County Schools	\$0	\$439,442	\$32,025	\$0	\$0	\$0	\$0	\$0	\$0	\$0	\$0	\$0	\$0	\$0
2022-23	810	Rutherford County Schools	\$0	\$449,595	\$247,968	\$0	\$0	\$0	\$0	\$0	\$0	\$0	\$0	\$0	\$0	\$0
2023-24	810	Rutherford County Schools	\$30,258	\$473,611	\$151,412	\$166,409	\$102,283	\$77,394	\$288,052	\$329,893	\$90,632	\$33,095	\$0	\$998,130	\$0	\$133,071
2024-25	810	Rutherford County Schools	\$14,226	\$446,697	\$185,568	\$104,011	\$93,879	\$75,691	\$220,356	\$284,261	\$89,902	\$12,619	\$0	\$70,000	\$115,964	\$93,479
2020-21	820	Sampson County Schools	\$2,960	\$298,727	\$13,635	\$75,386	\$4,911	\$24,800	\$0	\$117,724	\$470	\$57,041	\$0	\$73,077	\$15,664	\$0
2021-22	820	Sampson County Schools	\$5,161	\$399,415	\$53,876	\$125,055	\$13,238	\$57,111	\$0	\$250,211	\$2,246	\$43,954	\$8,802	\$56,172	\$0	\$0
2022-23	820	Sampson County Schools	\$7,693	\$459,827	\$311,044	\$146,094	\$27,780	\$76,463	\$0	\$294,433	\$0	\$19,564	\$1,347	\$76,791	\$0	\$0
2023-24	820	Sampson County Schools	\$4,318	\$474,067	\$26,627	\$63,842	\$35,473	\$91,370	\$10,513	\$327,720	\$15,346	\$0	\$0	\$34,053	\$4,590	\$10,744
2024-25	820	Sampson County Schools	\$6,879	\$508,745	\$694,163	\$153,177	\$27,598	\$106,662	\$24,159	\$332,727	\$11,666	\$31,864	\$0	\$22,650	\$21,525	\$0
2020-21	821	Clinton City Schools	\$0	\$130,144	\$0	\$43,831	\$4,500	\$8,817	\$0	\$4,465	\$0	\$1,350	\$0	\$0	\$0	\$0
2021-22	821	Clinton City Schools	\$0	\$153,582	\$33,770	\$85,248	\$6,137	\$20,000	\$0	\$5,536	\$0	\$1,800	\$0	\$0	\$0	\$0
2022-23	821	Clinton City Schools	\$0	\$191,326	\$456,048	\$29,254	\$5,900	\$28,179	\$0	\$134,077	\$0	\$3,598	\$6,450	\$5,488	\$0	\$0
2023-24	821	Clinton City Schools	\$0	\$199,020	\$0	\$49,027	\$6,469	\$37,000	\$0	\$188,251	\$0	\$400	\$9,560	\$850	\$0	\$0
2024-25	821	Clinton City Schools	\$0	\$211,305	\$0	\$38,997	\$3,549	\$27,000	\$0	\$129,326	\$800	\$13,620	\$13,620	\$13,010	\$0	\$0
2020-21	830	Scotland County Schools	\$0	\$0	\$0	\$0	\$0	\$0	\$186,945	\$130,064	\$0	\$0	\$0	\$0	\$0	\$0
2021-22	830	Scotland County Schools	\$0	\$0	\$0	\$0	\$0	\$30,000	\$232,951	\$225,034	\$0	\$0	\$0	\$0	\$0	\$0
2022-23	830	Scotland County Schools	\$0	\$0	\$0	\$0	\$0	\$0	\$216,792	\$0	\$0	\$0	\$0	\$0	\$0	\$0
2023-24	830	Scotland County Schools	\$1,085	\$149,926	\$3,649	\$45,014	\$9,568	\$37,000	\$182,884	\$203,229	\$52	\$390	\$0	\$20,044	\$0	\$163,272
2024-25	830	Scotland County Schools	\$0	\$155,370	\$0	\$0	\$524	\$0	\$15,000	\$255,197	\$7,757	\$2,326	\$0	\$0	\$0	\$42,199
2020-21	840	Stanly County Schools	\$14,735	\$421,578	\$7,370	\$72,857	\$31,189	\$28,629	\$24,768	\$103,557	\$0	\$0	\$0	\$16,334	\$12,886	\$0
2021-22	840	Stanly County Schools	\$27,816	\$533,411	\$22,468	\$69,457	\$58,592	\$62,960	\$30,870	\$11,800	\$2,131	\$0	\$0	\$21,601	\$0	\$0
2022-23	840	Stanly County Schools	\$17,408	\$378,315	\$13,888	\$188,534	\$52,485	\$93,200	\$3,568	\$354,083	\$0	\$0	\$0	\$5,893	\$74,400	\$0
2023-24	840	Stanly County Schools	\$79,332	\$594,348	\$100,210	\$218,172	\$41,198	\$103,500	\$166,665	\$434,226	\$0	\$0	\$0	\$60,000	\$97,635	\$0
2024-25	840	Stanly County Schools	\$19,077	\$648,135	\$70,219	\$99,526	\$62,689	\$100,453	\$39,738	\$381,384	\$0	\$0	\$0	\$5,000	\$0	\$0
2020-21	850	Stokes County Schools	\$0	\$306,584	\$550,647	\$0	\$92,275	\$0	\$0	\$82,686	\$4,311	\$65	\$0	\$99,587	\$0	\$11,254
2021-22	850	Stokes County Schools	\$0	\$316,576	\$21,605	\$0	\$108,507	\$0	\$0	\$231,191	\$30,813	\$165	\$0	\$95,882	\$0	\$21,868
2022-23	850	Stokes County Schools	\$0	\$255,305	\$10,000	\$61,969	\$118,777	\$0	\$0	\$251,137	\$30,197	\$324	\$0	\$167,513	\$0	\$26,839
2023-24	850	Stokes County Schools	\$0	\$246,905	\$1,177,098	\$16,096	\$133,091	\$0	\$0	\$206,328	\$5,403	\$429	\$0	\$123,701	\$0	\$15,877
2024-25	850	Stokes County Schools	\$0	\$254,266	\$243,160	\$110,726	\$121,539	\$0	\$0	\$244,977	\$56,580	\$413	\$0	\$151,542	\$0	\$32,636
2020-21	860	Surry County Schools	\$0	\$476,441	\$9,773	\$3,744	\$12,015	\$55,684	\$0	\$0	\$0	\$0	\$0	\$0	\$0	\$0
2021-22	860	Surry County Schools	\$0	\$487,502	\$0	\$0	\$0	\$0	\$0	\$0	\$0	\$0	\$0	\$0	\$0	\$0
2022-23	860	Surry County Schools	\$0	\$544,508	\$0	\$0	\$0	\$0	\$0	\$0	\$0	\$0	\$0	\$0	\$0	\$0
2023-24	860	Surry County Schools	\$0	\$540,932	\$0	\$0	\$0	\$0	\$0	\$0	\$0	\$0	\$0	\$0	\$0	\$0
2024-25	860	Surry County Schools	\$0	\$531,187	\$0	\$0	\$0	\$0	\$0	\$0	\$0	\$0	\$0	\$0	\$0	\$0
2020-21	861	Elkin City Schools	\$6,548	\$117,222	\$151,368	\$44,620	\$1,570	\$20,083	\$0	\$30,138	\$3,229	\$16,719	\$0	\$25,722	\$10,000	\$0
2021-22	861	Elkin City Schools	\$8,928	\$143,156	\$131,148	\$65,843	\$8,133	\$15,680	\$0	\$62,797	\$14,498	\$15,273	\$0	\$27,592	\$441,956	\$0
2022-23	861	Elkin City Schools	\$9,293	\$146,069	\$60,077	\$67,324	\$6,133	\$25,411	\$0	\$64,863	\$14,090	\$28,278	\$0	\$11,415	\$14,950	\$21,652
2023-24	861	Elkin City Schools	\$10,494	\$152,703	\$52,771	\$45,916	\$8,577	\$27,852	\$13,012	\$75,614	\$11,935	\$26,709	\$0	\$39,106	\$50,281	\$125,000
2024-25	861	Elkin City Schools	\$6,924	\$158,748	\$20,035	\$52,442	\$2,887	\$36,107	\$0	\$82,561	\$65,518	\$19,510	\$0	\$36,474	\$0	\$0
2020-21	862	Mount Airy City Schools	\$0	\$0	\$31,137	\$25,000	\$0	\$24,040	\$0	\$114,469	\$54,445	\$0	\$0	\$0	\$0	\$0
2021-22	862	Mount Airy City Schools	\$0	\$0	\$49,000	\$0	\$0	\$15,535	\$0	\$118,548	\$61,861	\$0	\$0	\$0	\$0	\$0
2022-23	862	Mount Airy City Schools	\$0	\$0	\$0	\$0	\$0	\$25,917	\$0	\$108,445	\$52,498	\$0	\$0	\$0	\$0	\$0
2023-24	862	Mount Airy City Schools	\$1,163	\$32,900	\$3,000	\$0	\$12,575	\$28,497	\$0	\$129,674	\$51,040	\$0	\$0	\$0	\$0	\$0
2024-25	862	Mount Airy City Schools	\$0	\$0	\$49,979	\$48,908	\$14,629	\$26,213	\$0	\$101,208	\$52,376	\$0	\$0	\$0	\$0	\$0
2020-21	870	Swain County Schools	\$0	\$165,998	\$119,652	\$20,349	\$32,638	\$11,986	\$34,215	\$0	\$0	\$0	\$0	\$0	\$0	\$0

		Totals:	\$5,685,849	\$307,340,796	\$274,744,348	\$68,932,195	\$28,563,164	\$42,248,966	\$48,697,731	\$170,279,029	\$13,376,978	\$5,711,378	\$7,961,222	\$20,071,256	\$95,111,159	\$24,695,543
			Expenditures from PSU Funds							Amount Received by PSU						
SFY	PSU Number	PSU Name	Administering Association Fees	Salaries or stipends for coaches and faculties for duties associated solely with interscholastic athletics	Capital costs, including new construction, repair and renovation, and maintenance costs for existing athletic facilities	Uniform and equipment costs	Travel and transportation costs	Officiating costs	Other identified costs of more than \$5,000	Gate receipts	Concession sales	Merchandise sales	Student fees	Monetary and in-kind contributions from third-party organizations	State or local funding expended on capital costs for athletic facilities	Other identified sources of funds that provide more than \$5,000
2021-22	870	Swain County Schools	\$845	\$204,013	\$24,857	\$64,237	\$86,132	\$28,212	\$12,634	\$102,614	\$38,752	\$0	\$0	\$27,437	\$0	\$0
2022-23	870	Swain County Schools	\$910	\$209,796	\$187,382	\$87,828	\$104,777	\$32,478	\$28,165	\$103,173	\$40,523	\$0	\$0	\$30,773	\$104,321	\$0
2023-24	870	Swain County Schools	\$885	\$239,824	\$147,278	\$163,507	\$148,387	\$33,863	\$89,560	\$64,531	\$41,176	\$0	\$0	\$32,497	\$0	\$0
2024-25	870	Swain County Schools	\$915	\$241,830	\$88,707	\$73,048	\$149,556	\$34,598	\$48,555	\$88,595	\$42,170	\$0	\$0	\$54,950	\$0	\$0
2020-21	880	Transylvania County Schools	\$0	\$229,130	\$81,550	\$69,977	\$2,747	\$28,567	\$0	\$57,003	\$0	\$0	\$0	\$68,671	\$0	\$0
2021-22	880	Transylvania County Schools	\$0	\$252,055	\$80,973	\$163,931	\$7,882	\$38,490	\$19,139	\$151,663	\$465	\$0	\$0	\$131,483	\$0	\$0
2022-23	880	Transylvania County Schools	\$0	\$250,949	\$73,550	\$170,614	\$17,358	\$50,008	\$35,200	\$182,496	\$1,877	\$0	\$0	\$15,400	\$0	\$0
2023-24	880	Transylvania County Schools	\$0	\$303,742	\$582,989	\$166,194	\$40,705	\$61,046	\$151,708	\$1,111,000	\$1,734	\$0	\$0	\$118,014	\$582,989	\$0
2024-25	880	Transylvania County Schools	\$0	\$302,799	\$2,068,375	\$204,914	\$21,484	\$56,750	\$32,619	\$196,717	\$1,824	\$0	\$0	\$169,451	\$0	\$0
2020-21	890	Tyrrell County Schools	\$183	\$28,981	\$0	\$3,040	\$8,332	\$0	\$0	\$6,668	\$11,688	\$31	\$0	\$0	\$0	\$0
2021-22	890	Tyrrell County Schools	\$1,301	\$32,324	\$0	\$3,485	\$30,211	\$0	\$0	\$3,371	\$9,149	\$1,144	\$0	\$0	\$0	\$0
2022-23	890	Tyrrell County Schools	\$1,196	\$36,324	\$0	\$0	\$45,207	\$0	\$0	\$2,822	\$11,434	\$1,284	\$0	\$0	\$0	\$0
2023-24	890	Tyrrell County Schools	\$2,354	\$50,770	\$0	\$0	\$30,942	\$0	\$0	\$701	\$17,921	\$0	\$0	\$0	\$0	\$0
2024-25	890	Tyrrell County Schools	\$2,716	\$71,802	\$0	\$0	\$25,744	\$0	\$0	\$4,873	\$14,063	\$0	\$0	\$0	\$0	\$0
2020-21	900	Union County Public Schools	\$37,819	\$1,391,748	\$316,186	\$309,156	\$87,250	\$116,432	\$33,678	\$415,642	\$1,275	\$0	\$0	\$0	\$0	\$0
2021-22	900	Union County Public Schools	\$26,627	\$1,407,804	\$867,519	\$474,735	\$207,896	\$251,651	\$104,940	\$1,206,905	\$14,220	\$0	\$0	\$0	\$1,200,000	\$0
2022-23	900	Union County Public Schools	\$26,892	\$1,614,331	\$1,614,861	\$631,155	\$129,943	\$312,229	\$169,631	\$1,396,719	\$22,515	\$0	\$0	\$0	\$0	\$0
2023-24	900	Union County Public Schools	\$26,015	\$1,773,660	\$2,964,328	\$521,016	\$295,794	\$295,636	\$175,130	\$1,668,743	\$7,339	\$0	\$0	\$44,100	\$0	\$0
2024-25	900	Union County Public Schools	\$19,890	\$2,048,931	\$2,285,187	\$644,085	\$300,831	\$425,589	\$181,620	\$1,515,805	\$4,079	\$0	\$0	\$0	\$1,800,000	\$0
2020-21	910	Vance County Schools	\$105	\$69,713	\$9,896	\$19,067	\$129	\$4,547	\$0	\$7,264	\$0	\$0	\$0	\$8,988	\$0	\$0
2021-22	910	Vance County Schools	\$0	\$71,945	\$0	\$94,820	\$1,033	\$11,165	\$9,000	\$45,708	\$8,100	\$0	\$0	\$24,336	\$0	\$0
2022-23	910	Vance County Schools	\$0	\$82,425	\$0	\$106,120	\$1,031	\$23,126	\$12,000	\$67,242	\$11,441	\$0	\$0	\$14,889	\$0	\$0
2023-24	910	Vance County Schools	\$0	\$93,322	\$208,300	\$162,545	\$10,136	\$29,032	\$12,000	\$70,742	\$0	\$0	\$0	\$16,098	\$0	\$0
2024-25	910	Vance County Schools	\$8,624	\$98,136	\$1,526	\$258,765	\$35,137	\$27,610	\$12,000	\$108,535	\$11,832	\$0	\$0	\$1,526	\$0	\$0
2020-21	920	Wake County Schools	\$53,933	\$6,227,657	\$7,639,607	\$248,842	\$22,420	\$253,380	\$163,355	\$1,957,636	\$0	\$0	\$0	\$4,547	\$0	\$18,500
2021-22	920	Wake County Schools	\$4,100	\$7,014,217	\$10,581,469	\$490,287	\$40,508	\$577,825	\$396,230	\$2,353,221	\$0	\$0	\$0	\$12,748	\$0	\$6,175
2022-23	920	Wake County Schools	\$52,214	\$7,174,731	\$856,411	\$717,781	\$57,055	\$749,626	\$628,866	\$2,271,013	\$0	\$0	\$0	\$3,273	\$0	\$0
2023-24	920	Wake County Schools	\$54,468	\$7,624,511	\$12,423,668	\$666,328	\$47,951	\$861,271	\$711,523	\$2,309,406	\$0	\$0	\$0	\$5,795	\$0	\$14,370
2024-25	920	Wake County Schools	\$56,534	\$7,974,907	\$7,102,889	\$565,333	\$69,649	\$898,899	\$805,994	\$2,333,364	\$0	\$0	\$0	\$8,448	\$0	\$28,750
2020-21	930	Warren County Schools	\$1,364	\$46,500	\$159,838	\$5,280	\$8,012	\$3,424	\$5,923	\$8,642	\$4,390	\$0	\$0	\$22,088	\$0	\$0
2021-22	930	Warren County Schools	\$5,282	\$56,138	\$2,056	\$6,178	\$9,349	\$8,850	\$10,070	\$38,157	\$4,184	\$0	\$0	\$6,020	\$0	\$0
2022-23	930	Warren County Schools	\$4,619	\$95,012	\$19,050	\$4,090	\$529	\$11,560	\$7,341	\$50,888	\$0	\$0	\$0	\$4,800	\$0	\$0
2023-24	930	Warren County Schools	\$1,829	\$67,564	\$21,485	\$5,851	\$22,498	\$20,108	\$8,190	\$76,559	\$6,065	\$0	\$0	\$2,000	\$0	\$0
2024-25	930	Warren County Schools	\$1,423	\$77,100	\$2,075	\$4,121	\$19,849	\$15,900	\$8,033	\$98,437	\$6,479	\$0	\$0	\$12,770	\$0	\$0
2020-21	940	Washington County Schools	\$0	\$15,778	\$0	\$7,009	\$0	\$5,742	\$6,681	\$1,827	\$55	\$0	\$0	\$0	\$0	\$0
2021-22	940	Washington County Schools	\$0	\$50,986	\$0	\$23,982	\$2,861	\$0	\$8,659	\$318	\$0	\$0	\$0	\$0	\$0	\$0
2022-23	940	Washington County Schools	\$0	\$52,897	\$21,425	\$4,095	\$6,439	\$3,295	\$11,184	\$0	\$0	\$0	\$0	\$0	\$21,425	\$0
2023-24	940	Washington County Schools	\$10,603	\$55,900	\$10,269	\$50,000	\$4,844	\$5,000	\$5,084	\$85,000	\$13,815	\$0	\$2,285	\$0	\$10,269	\$76,000
2024-25	940	Washington County Schools	\$1,150	\$60,000	\$0	\$9,743	\$5,812	\$9,838	\$6,336	\$23,470	\$12,000	\$0	\$0	\$500	\$0	\$0
2020-21	950	Watauga County Schools	\$25,354	\$204,378	\$717,281	\$118,533	\$20,409	\$17,267	\$27,404	\$64,049	\$0	\$0	\$0	\$31,500	\$717,281	\$101,943
2021-22	950	Watauga County Schools	\$78,117	\$215,930	\$40,448	\$199,033	\$53,041	\$28,052	\$24,157	\$134,415	\$0	\$0	\$0	\$44,750	\$40,448	\$123,744
2022-23	950	Watauga County Schools	\$64,493	\$339,485	\$40,566	\$148,000	\$85,313	\$46,360	\$72,648	\$155,534	\$0	\$0	\$0	\$58,550	\$40,566	\$141,137
2023-24	950	Watauga County Schools	\$52,535	\$359,273	\$275,481	\$265,612	\$93,587	\$61,836	\$67,618	\$203,691	\$0	\$0	\$0	\$100,038	\$275,481	\$282,313
2024-25	950	Watauga County Schools	\$55,364	\$354,602	\$20,000	\$299,522	\$72,203	\$19,025	\$93,122	\$144,420	\$0	\$0	\$0	\$69,582	\$20,000	\$189,010
2020-21	960	Wayne County Public Schools	\$0	\$253,783	\$0	\$2,802	\$66,265	\$0	\$0	\$256,475	\$0	\$0	\$0	\$0	\$0	\$0
2021-22	960	Wayne County Public Schools	\$0	\$646,318	\$0	\$278	\$88,938	\$0	\$0	\$486,651	\$0	\$0	\$0	\$0	\$0	\$0



		Totals:	\$5,685,849	\$307,340,796	\$274,744,348	\$68,932,195	\$28,563,164	\$42,248,966	\$48,697,731	\$170,279,029	\$13,376,978	\$5,711,378	\$7,961,222	\$20,071,256	\$95,111,159	\$24,695,543
			Expenditures from PSU Funds							Amount Received by PSU						
SFY	PSU Number	PSU Name	Administering Association Fees	Salaries or stipends for coaches and faculties for duties associated solely with interscholastic athletics	Capital costs, including new construction, repair and renovation, and maintenance costs for existing athletic facilities	Uniform and equipment costs	Travel and transportation costs	Officiating costs	Other identified costs of more than \$5,000	Gate receipts	Concession sales	Merchandise sales	Student fees	Monetary and in-kind contributions from third-party organizations	State or local funding expended on capital costs for athletic facilities	Other identified sources of funds that provide more than \$5,000
2022-23	960	Wayne County Public Schools	\$0	\$717,173	\$0	\$0	\$135,029	\$0	\$0	\$640,162	\$0	\$0	\$0	\$0	\$0	\$0
2023-24	960	Wayne County Public Schools	\$0	\$933,275	\$0	\$74,869	\$159,442	\$0	\$0	\$615,128	\$0	\$0	\$0	\$0	\$0	\$0
2024-25	960	Wayne County Public Schools	\$0	\$720,165	\$0	\$59,999	\$130,049	\$0	\$0	\$616,283	\$0	\$0	\$0	\$0	\$0	\$0
2020-21	970	Wilkes County Schools	\$20,382	\$336,409	\$53,204	\$58,883	\$28,708	\$57,121	\$26,818	\$143,546	\$3,254	\$0	\$0	\$0	\$0	\$178,594
2021-22	970	Wilkes County Schools	\$18,048	\$425,274	\$89,062	\$81,656	\$78,529	\$87,277	\$111,322	\$306,920	\$5,173	\$0	\$0	\$0	\$0	\$107,334
2022-23	970	Wilkes County Schools	\$19,923	\$449,144	\$85,042	\$169,796	\$87,611	\$106,845	\$190,695	\$417,381	\$50,597	\$0	\$0	\$0	\$0	\$282,283
2023-24	970	Wilkes County Schools	\$67,182	\$398,037	\$11,052,582	\$81,753	\$102,850	\$88,046	\$372,084	\$352,027	\$33,233	\$0	\$0	\$0	\$10,465,181	\$373,251
2024-25	970	Wilkes County Schools	\$113,814	\$405,390	\$9,444,687	\$89,429	\$96,578	\$86,666	\$177,413	\$344,306	\$7,702	\$0	\$0	\$0	\$335,116	\$669,879
2020-21	980	Wilson County Schools	\$15,987	\$848,262	\$106,647	\$118,822	\$146,319	\$34,556	\$34,407	\$90,538	\$2,040	\$17,570	\$170	\$38,150	\$0	\$147,916
2021-22	980	Wilson County Schools	\$51,870	\$747,536	\$102,055	\$297,244	\$86,740	\$66,804	\$77,974	\$389,593	\$21,286	\$36,292	\$12,505	\$41,046	\$35,500	\$20,879
2022-23	980	Wilson County Schools	\$34,541	\$788,917	\$2,293,560	\$609,427	\$73,213	\$56,514	\$117,638	\$368,295	\$51,301	\$55,350	\$504	\$44,039	\$0	\$184,396
2023-24	980	Wilson County Schools	\$26,479	\$853,941	\$1,841,454	\$609,350	\$32,444	\$80,891	\$151,949	\$376,725	\$31,156	\$2,320	\$981	\$42,279	\$81,519	\$76,973
2024-25	980	Wilson County Schools	\$18,692	\$859,527	\$2,674,249	\$241,354	\$36,632	\$62,443	\$148,038	\$334,767	\$21,561	\$47,259	\$2,040	\$22,254	\$32,755	\$98,047
2020-21	990	Yadkin County Schools	\$1,538	\$314,687	\$0	\$9,478	\$6,000	\$35,141	\$23,934	\$47,138	\$0	\$0	\$0	\$17,266	\$0	\$0
2021-22	990	Yadkin County Schools	\$1,845	\$298,683	\$150,000	\$0	\$6,000	\$71,309	\$22,933	\$200,339	\$0	\$0	\$0	\$19,778	\$150,000	\$111,235
2022-23	990	Yadkin County Schools	\$3,180	\$337,723	\$606,702	\$0	\$10,000	\$68,417	\$20,866	\$194,181	\$0	\$0	\$0	\$29,510	\$606,702	\$10,000
2023-24	990	Yadkin County Schools	\$3,570	\$342,978	\$3,439,368	\$8,273	\$5,000	\$85,527	\$22,063	\$205,035	\$0	\$0	\$0	\$48,002	\$3,439,368	\$0
2024-25	990	Yadkin County Schools	\$3,290	\$346,173	\$5,640,148	\$0	\$6,000	\$85,357	\$20,141	\$192,001	\$0	\$0	\$0	\$72,938	\$5,640,148	\$31,000
2020-21	995	Yancey County Schools	\$500	\$87,884	\$8,255	\$12,882	\$16,289	\$10,388	\$0	\$41,907	\$0	\$151	\$0	\$14,543	\$0	\$0
2021-22	995	Yancey County Schools	\$500	\$92,489	\$206,996	\$13,029	\$11,277	\$17,830	\$0	\$97,334	\$0	\$406	\$0	\$6,126	\$0	\$198,898
2022-23	995	Yancey County Schools	\$500	\$91,073	\$1,270,741	\$14,407	\$17,864	\$21,101	\$5,903	\$146,352	\$0	\$459	\$0	\$4,933	\$0	\$911,102
2023-24	995	Yancey County Schools	\$500	\$103,990	\$19,000	\$27,824	\$17,197	\$27,589	\$37,180	\$148,693	\$0	\$523	\$0	\$4,353	\$0	\$0
2024-25	995	Yancey County Schools	\$500	\$115,349	\$6,688	\$19,952	\$17,850	\$24,223	\$5,850	\$128,768	\$0	\$441	\$0	\$4,372	\$0	\$0
2020-21	00A	North Carolina Cyber Academy	\$0	\$0	\$0	\$0	\$0	\$0	\$0	\$0	\$0	\$0	\$0	\$0	\$0	\$0
2021-22	00A	North Carolina Cyber Academy	\$0	\$0	\$0	\$0	\$0	\$0	\$0	\$0	\$0	\$0	\$0	\$0	\$0	\$0
2022-23	00A	North Carolina Cyber Academy	\$0	\$0	\$0	\$0	\$0	\$0	\$0	\$0	\$0	\$0	\$0	\$0	\$0	\$0
2023-24	00A	North Carolina Cyber Academy	\$0	\$0	\$0	\$0	\$0	\$0	\$0	\$0	\$0	\$0	\$0	\$0	\$0	\$0
2024-25	00A	North Carolina Cyber Academy	\$0	\$0	\$0	\$0	\$0	\$0	\$0	\$0	\$0	\$0	\$0	\$0	\$0	\$0
2020-21	00B	NC Virtual Academy	\$0	\$0	\$0	\$0	\$0	\$0	\$0	\$0	\$0	\$0	\$0	\$0	\$0	\$0
2021-22	00B	NC Virtual Academy	\$0	\$0	\$0	\$0	\$0	\$0	\$0	\$0	\$0	\$0	\$0	\$0	\$0	\$0
2022-23	00B	NC Virtual Academy	\$0	\$0	\$0	\$0	\$0	\$0	\$0	\$0	\$0	\$0	\$0	\$0	\$0	\$0
2023-24	00B	NC Virtual Academy	\$0	\$0	\$0	\$0	\$0	\$0	\$0	\$0	\$0	\$0	\$0	\$0	\$0	\$0
2024-25	00B	NC Virtual Academy	\$0	\$0	\$0	\$0	\$0	\$0	\$0	\$0	\$0	\$0	\$0	\$0	\$0	\$0
2020-21	01B	River Mill Academy	\$0	\$0	\$0	\$0	\$0	\$0	\$0	\$0	\$0	\$0	\$0	\$0	\$0	\$0
2021-22	01B	River Mill Academy	\$2,989	\$23,682	\$3,484	\$27,584	\$1,117	\$10,981	\$4,368	\$18,550	\$3,322	\$28,699	\$11,500	\$5,101	\$0	\$5,215
2022-23	01B	River Mill Academy	\$3,100	\$31,707	\$4,045	\$33,001	\$1,354	\$13,005	\$6,201	\$25,678	\$6,847	\$31,518	\$12,550	\$5,507	\$0	\$5,479
2023-24	01B	River Mill Academy	\$3,650	\$42,173	\$7,541	\$46,024	\$2,398	\$25,888	\$34,368	\$30,273	\$10,961	\$71,703	\$13,900	\$6,050	\$0	\$10,568
2024-25	01B	River Mill Academy	\$4,475	\$42,491	\$9,609	\$41,809	\$2,654	\$26,032	\$29,279	\$30,192	\$11,579	\$71,906	\$14,100	\$6,201	\$0	\$11,126
2020-21	01C	Clover Garden	\$1,701	\$7,659	\$0	\$0	\$750	\$2,806	\$0	\$0	\$0	\$0	\$0	\$0	\$0	\$0
2021-22	01C	Clover Garden	\$1,700	\$13,970	\$0	\$0	\$1,550	\$4,844	\$0	\$0	\$0	\$0	\$0	\$0	\$0	\$0
2022-23	01C	Clover Garden	\$0	\$34,825	\$0	\$0	\$0	\$0	\$0	\$0	\$0	\$0	\$0	\$0	\$0	\$0
2023-24	01C	Clover Garden	\$5,000	\$0	\$0	\$0	\$5,000	\$0	\$0	\$0	\$0	\$0	\$0	\$0	\$0	\$0
2024-25	01C	Clover Garden	\$1,271	\$0	\$0	\$0	\$770	\$7,959	\$0	\$0	\$0	\$0	\$0	\$0	\$0	\$0
2020-21	01D	The Hawbridge School	\$0	\$0	\$0	\$0	\$0	\$0	\$0	\$0.00	\$0.00	\$0.00	\$0.00	\$0.00	\$0.00	\$0.00
2021-22	01D	The Hawbridge School	\$0	\$5,000	\$1,750	\$895	\$0	\$632	\$0	\$0.00	\$0.00	\$0.00	\$3,150.00	\$0.00	\$0.00	\$0.00
2022-23	01D	The Hawbridge School	\$0	\$8,643	\$300	\$3,381	\$0	\$1,448	\$0	\$822.00	\$0.00	\$0.00	\$2,350.00	\$0.00	\$0.00	\$0.00

		Totals:	\$5,685,849	\$307,340,796	\$274,744,348	\$68,932,195	\$28,563,164	\$42,248,966	\$48,697,731	\$170,279,029	\$13,376,978	\$5,711,378	\$7,961,222	\$20,071,256	\$95,111,159	\$24,695,543
			Expenditures from PSU Funds							Amount Received by PSU						
SFY	PSU Number	PSU Name	Administering Association Fees	Salaries or stipends for coaches and faculties for duties associated solely with interscholastic athletics	Capital costs, including new construction, repair and renovation, and maintenance costs for existing athletic facilities	Uniform and equipment costs	Travel and transportation costs	Officiating costs	Other identified costs of more than \$5,000	Gate receipts	Concession sales	Merchandise sales	Student fees	Monetary and in-kind contributions from third-party organizations	State or local funding expended on capital costs for athletic facilities	Other identified sources of funds that provide more than \$5,000
2023-24	01D	The Hawbridge School	\$0	\$19,700	\$1,230	\$6,830	\$0	\$467	\$0	\$950.00	\$0.00	\$0.00	\$850.00	\$0.00	\$0.00	\$0.00
2024-25	01D	The Hawbridge School	\$0	\$12,346	\$1,450	\$4,147	\$0	\$930	\$0	\$284.00	\$333.00	\$518.00	\$1,892.00	\$0.00	\$0.00	\$0.00
2020-21	06B	Marjorie Williams Academy	\$0	\$0	\$0	\$0	\$0	\$0	\$0	\$0	\$0	\$0	\$0	\$0	\$0	\$0
2021-22	06B	Marjorie Williams Academy	\$0	\$0	\$0	\$0	\$0	\$0	\$0	\$0	\$0	\$0	\$0	\$0	\$0	\$0
2022-23	06B	Marjorie Williams Academy	\$0	\$0	\$0	\$0	\$0	\$0	\$0	\$0	\$0	\$0	\$0	\$0	\$0	\$0
2023-24	06B	Marjorie Williams Academy	\$0	\$0	\$0	\$0	\$0	\$0	\$0	\$0	\$0	\$0	\$0	\$0	\$0	\$0
2024-25	06B	Marjorie Williams Academy	\$0	\$0	\$0	\$0	\$0	\$0	\$0	\$0	\$0	\$0	\$0	\$0	\$0	\$0
2020-21	07A	Washington Montessori	\$750	\$2,000	\$189	\$447	\$0	\$189	\$0	\$284	\$333	\$518	\$1,892	\$0	\$0	\$0
2021-22	07A	Washington Montessori	\$750	\$10,667	\$2,000	\$500	\$300	\$4,116	\$0	\$10,000	\$0	\$0	\$0	\$0	\$0	\$0
2022-23	07A	Washington Montessori	\$750	\$15,000	\$0	\$0	\$400	\$6,000	\$0	\$12,000	\$0	\$0	\$0	\$0	\$0	\$0
2023-24	07A	Washington Montessori	\$950	\$13,000	\$8,000	\$6,000	\$700	\$6,625	\$0	\$14,200	\$0	\$0	\$0	\$8,300	\$0	\$0
2024-25	07A	Washington Montessori	\$950	\$20,000	\$12,000	\$13,850	\$500	\$7,700	\$0	\$14,028	\$0	\$0	\$0	\$5,093	\$0	\$0
2020-21	09A	Paul R Brown Leadership Academy	\$0	\$10,000	\$0	\$0	\$1,000	\$500	\$0	\$0	\$0	\$0	\$0	\$0	\$0	\$0
2021-22	09A	Paul R Brown Leadership Academy	\$0	\$10,000	\$0	\$0	\$1,000	\$500	\$0	\$0	\$0	\$0	\$0	\$0	\$0	\$0
2022-23	09A	Paul R Brown Leadership Academy	\$0	\$10,000	\$150,000	\$0	\$1,000	\$500	\$0	\$0	\$0	\$0	\$0	\$0	\$0	\$0
2023-24	09A	Paul R Brown Leadership Academy	\$0	\$10,000	\$0	\$0	\$1,000	\$500	\$0	\$0	\$0	\$0	\$0	\$0	\$0	\$0
2024-25	09A	Paul R Brown Leadership Academy	\$0	\$10,000	\$8,500	\$0	\$1,000	\$500	\$0	\$0	\$0	\$0	\$0	\$0	\$0	\$0
2020-21	11C	Invest Collegiate - Imagine	\$0	\$17,362	\$0	\$5,342	\$500	\$0	\$0	\$0	\$6,798	\$0	\$2,730	\$0	\$0	\$0
2021-22	11C	Invest Collegiate - Imagine	\$0	\$37,800	\$0	\$70,000	\$750	\$8,000	\$0	\$0	\$25,838	\$0	\$8,386	\$13,000	\$0	\$0
2022-23	11C	Invest Collegiate - Imagine	\$0	\$39,669	\$0	\$83,724	\$1,000	\$10,000	\$0	\$0	\$34,996	\$0	\$8,430	\$52,800	\$0	\$0
2023-24	11C	Invest Collegiate - Imagine	\$0	\$57,890	\$0	\$100,000	\$2,000	\$12,200	\$0	\$4,000	\$8,000	\$0	\$11,000	\$30,600	\$0	\$0
2024-25	11C	Invest Collegiate - Imagine	\$0	\$67,743	\$0	\$85,292	\$2,000	\$12,708	\$0	\$5,000	\$10,000	\$1,000	\$11,225	\$68,000	\$0	\$0
2020-21	11D	The Franklin School of Innovation	\$0	\$1,125	\$1,080	\$1,600	\$0	\$552	\$0	\$0	\$0	\$1,500	\$1,036	\$1,172	\$0	\$0
2021-22	11D	The Franklin School of Innovation	\$0	\$7,075	\$3,315	\$13,000	\$0	\$569	\$6,500	\$0	\$11,925	\$2,256	\$11,160	\$0	\$0	\$0
2022-23	11D	The Franklin School of Innovation	\$0	\$6,900	\$2,000,000	\$13,000	\$0	\$500	\$5,000	\$0	\$8,280	\$0	\$6,500	\$4,212	\$0	\$0
2023-24	11D	The Franklin School of Innovation	\$0	\$25,000	\$50,000	\$51,000	\$0	\$4,000	\$0	\$650	\$3,000	\$0	\$10,000	\$0	\$0	\$0
2024-25	11D	The Franklin School of Innovation	\$0	\$25,000	\$100,000	\$15,000	\$0	\$2,400	\$0	\$450	\$6,500	\$0	\$10,500	\$0	\$0	\$0
2020-21	13A	Carolina International School	\$0	\$0	\$0	\$44,118	\$0	\$39,683	\$0	\$2,985	\$0	\$0	\$4,349	\$0	\$7,361	\$0
2021-22	13A	Carolina International School	\$0	\$0	\$0	\$7,720	\$0	\$22,059	\$0	\$6,529	\$938	\$521	\$10,643	\$0	\$6,826	\$0
2022-23	13A	Carolina International School	\$0	\$0	\$0	\$17,510	\$0	\$50,876	\$0	\$32,188	\$0	\$0	\$11,250	\$1,142	\$0	\$0
2023-24	13A	Carolina International School	\$0	\$0	\$0	\$27,429	\$0	\$39,310	\$0	\$32,399	\$0	\$0	\$14,132	\$0	\$2,005	\$0
2024-25	13A	Carolina International School	\$0	\$0	\$0	\$44,118	\$0	\$39,683	\$0	\$28,199	\$0	\$0	\$10,336	\$3,000	\$0	\$0
2020-21	19A	Chatham Charter	\$1,625	\$25,459	\$4,285	\$0	\$14,520	\$0	\$0	\$31,127	\$0	\$0	\$0	\$0	\$0	\$0
2021-22	19A	Chatham Charter	\$1,625	\$25,459	\$4,285	\$0	\$14,520	\$0	\$0	\$31,127	\$0	\$0	\$0	\$0	\$0	\$0
2022-23	19A	Chatham Charter	\$1,867	\$42,356	\$16,686	\$0	\$2,366	\$24,575	\$0	\$61,585	\$0	\$0	\$0	\$0	\$0	\$0
2023-24	19A	Chatham Charter	\$1,425	\$38,532	\$7,394	\$0	\$0	\$16,530	\$0	\$54,776	\$0	\$0	\$0	\$0	\$0	\$0
2024-25	19A	Chatham Charter	\$3,022	\$50,107	\$5,341	\$0	\$0	\$18,810	\$0	\$66,998	\$0	\$0	\$0	\$0	\$0	\$0
2020-21	19B	Woods Charter School	\$0	\$0	\$0	\$0	\$0	\$0	\$0	\$0	\$0	\$0	\$0	\$0	\$0	\$0
2021-22	19B	Woods Charter School	\$0	\$0	\$0	\$0	\$0	\$0	\$0	\$0	\$0	\$0	\$0	\$0	\$0	\$0
2022-23	19B	Woods Charter School	\$0	\$0	\$0	\$0	\$0	\$0	\$0	\$0	\$0	\$0	\$0	\$0	\$0	\$0
2023-24	19B	Woods Charter School	\$0	\$0	\$0	\$0	\$0	\$0	\$0	\$0	\$0	\$0	\$0	\$0	\$0	\$0
2024-25	19B	Woods Charter School	\$0	\$0	\$0	\$0	\$0	\$0	\$0	\$0	\$0	\$0	\$0	\$0	\$0	\$0
2020-21	23A	Pinnacle Classical Academy	\$500	\$0	\$0	\$0	\$0	\$0	\$0	\$0	\$0	\$0	\$0	\$0	\$0	\$0
2021-22	23A	Pinnacle Classical Academy	\$500	\$9,000	\$10,000	\$0	\$2,700	\$10,000	\$0	\$5,000	\$8,000	\$0	\$0	\$0	\$0	\$0
2022-23	23A	Pinnacle Classical Academy	\$500	\$9,000	\$7,600	\$5,000	\$4,628	\$10,000	\$0	\$8,000	\$10,500	\$0	\$0	\$10,000	\$0	\$0
2023-24	23A	Pinnacle Classical Academy	\$500	\$9,000	\$10,000	\$5,000	\$5,400	\$14,547	\$0	\$14,800	\$12,000	\$0	\$0	\$10,000	\$0	\$0

		Totals:	\$5,685,849	\$307,340,796	\$274,744,348	\$68,932,195	\$28,563,164	\$42,248,966	\$48,697,731	\$170,279,029	\$13,376,978	\$5,711,378	\$7,961,222	\$20,071,256	\$95,111,159	\$24,695,543
			Expenditures from PSU Funds							Amount Received by PSU						
SFY	PSU Number	PSU Name	Administering Association Fees	Salaries or stipends for coaches and faculties for duties associated solely with interscholastic athletics	Capital costs, including new construction, repair and renovation, and maintenance costs for existing athletic facilities	Uniform and equipment costs	Travel and transportation costs	Officiating costs	Other identified costs of more than \$5,000	Gate receipts	Concession sales	Merchandise sales	Student fees	Monetary and in-kind contributions from third-party organizations	State or local funding expended on capital costs for athletic facilities	Other identified sources of funds that provide more than \$5,000
2024-25	23A	Pinnacle Classical Academy	\$500	\$69,262	\$347,005	\$29,137	\$9,645	\$14,140	\$11,900	\$30,700	\$18,284	\$0	\$0	\$24,195	\$0	\$0
2020-21	24B	Thomas Academy	\$0	\$0	\$0	\$0	\$0	\$0	\$0	\$0	\$0	\$0	\$0	\$0	\$0	\$0
2021-22	24B	Thomas Academy	\$0	\$0	\$0	\$0	\$0	\$0	\$0	\$0	\$0	\$0	\$0	\$0	\$0	\$0
2022-23	24B	Thomas Academy	\$0	\$0	\$0	\$0	\$0	\$0	\$0	\$0	\$0	\$0	\$0	\$0	\$0	\$0
2023-24	24B	Thomas Academy	\$0	\$0	\$0	\$0	\$0	\$0	\$0	\$0	\$0	\$0	\$0	\$0	\$0	\$0
2024-25	24B	Thomas Academy	\$0	\$0	\$0	\$0	\$0	\$0	\$0	\$0	\$0	\$0	\$0	\$0	\$0	\$0
2020-21	26B	Alpha Academy	\$0	\$0	\$0	\$0	\$0	\$0	\$0	\$0	\$0	\$0	\$0	\$0	\$0	\$0
2021-22	26B	Alpha Academy	\$0	\$0	\$0	\$0	\$0	\$0	\$0	\$0	\$0	\$0	\$0	\$0	\$0	\$0
2022-23	26B	Alpha Academy	\$0	\$0	\$0	\$0	\$0	\$0	\$0	\$0	\$0	\$0	\$0	\$0	\$0	\$0
2023-24	26B	Alpha Academy	\$1,000	\$3,750	\$0	\$0	\$0	\$2,250	\$0	\$4,625	\$1,649	\$0	\$0	\$0	\$0	\$0
2024-25	26B	Alpha Academy	\$1,000	\$3,050	\$0	\$9,500	\$1,800	\$6,250	\$0	\$7,020	\$2,050	\$0	\$0	\$10,000	\$0	\$0
2020-21	26C	The Capitol Encore Academy	\$0	\$0	\$0	\$0	\$0	\$0	\$0	\$0	\$0	\$0	\$0	\$0	\$0	\$0
2021-22	26C	The Capitol Encore Academy	\$0	\$0	\$0	\$0	\$0	\$0	\$0	\$0	\$0	\$0	\$0	\$0	\$0	\$0
2022-23	26C	The Capitol Encore Academy	\$0	\$1,893	\$0	\$15,815	\$7,950	\$0	\$17,500	\$0	\$0	\$0	\$0	\$5,960	\$0	\$0
2023-24	26C	The Capitol Encore Academy	\$6,000	\$4,460	\$0	\$8,300	\$5,000	\$365	\$32,164	\$0	\$0	\$0	\$0	\$8,490	\$0	\$0
2024-25	26C	The Capitol Encore Academy	\$6,000	\$3,525	\$0	\$7,968	\$12,550	\$465	\$38,724	\$0	\$0	\$0	\$0	\$7,140	\$0	\$0
2020-21	32B	Durham Charter School	\$0	\$0	\$0	\$0	\$0	\$0	\$0	\$0	\$0	\$0	\$0	\$0	\$0	\$0
2021-22	32B	Durham Charter School	\$0	\$13,079	\$0	\$2,547	\$233	\$1,780	\$0	\$652	\$0	\$0	\$0	\$0	\$0	\$0
2022-23	32B	Durham Charter School	\$0	\$21,805	\$0	\$26,028	\$665	\$2,250	\$0	\$450	\$0	\$0	\$0	\$0	\$0	\$0
2023-24	32B	Durham Charter School	\$911	\$53,312	\$5,340	\$10,977	\$124	\$5,997	\$0	\$400	\$0	\$0	\$0	\$0	\$0	\$0
2024-25	32B	Durham Charter School	\$1,000	\$41,461	\$6,335	\$8,099	\$987	\$5,620	\$0	\$648	\$0	\$0	\$0	\$0	\$0	\$0
2020-21	32L	Voyager Academy	\$0	\$78,184	\$0	\$0	\$0	\$8,983	\$0	\$6,384	\$0	\$1,887	\$11,723	\$7,385	\$0	\$0
2021-22	32L	Voyager Academy	\$0	\$96,233	\$0	\$31,603	\$0	\$11,738	\$8,395	\$26,006	\$0	\$0	\$10,427	\$8,749	\$0	\$0
2022-23	32L	Voyager Academy	\$0	\$91,847	\$0	\$28,554	\$0	\$18,108	\$14,495	\$34,040	\$0	\$325	\$12,550	\$15,585	\$0	\$0
2023-24	32L	Voyager Academy	\$0	\$94,214	\$0	\$54,525	\$0	\$18,799	\$17,378	\$35,487	\$0	\$0	\$563	\$15,254	\$0	\$0
2024-25	32L	Voyager Academy	\$0	\$95,255	\$0	\$47,692	\$0	\$22,474	\$17,150	\$41,266	\$0	\$0	\$0	\$32,358	\$0	\$0
2020-21	32N	Research Triangle High School	\$0	\$0	\$0	\$0	\$0	\$0	\$0	\$0	\$0	\$0	\$0	\$0	\$0	\$0
2021-22	32N	Research Triangle High School	\$0	\$0	\$0	\$0	\$0	\$0	\$0	\$0	\$0	\$0	\$0	\$0	\$0	\$0
2022-23	32N	Research Triangle High School	\$0	\$0	\$0	\$0	\$0	\$0	\$0	\$0	\$0	\$0	\$0	\$0	\$0	\$0
2023-24	32N	Research Triangle High School	\$1,064	\$31,000	\$0	\$6,683	\$4,000	\$8,737	\$23,113	\$7,411	\$0	\$0	\$9,479	\$13,364	\$0	\$0
2024-25	32N	Research Triangle High School	\$795	\$33,200	\$0	\$13,732	\$1,200	\$10,345	\$37,709	\$8,381	\$0	\$0	\$11,522	\$6,153	\$0	\$0
2020-21	32R	Excelsior Classical Academy	\$0	\$0	\$0	\$0	\$0	\$0	\$0	\$0	\$0	\$0	\$0	\$0	\$0	\$0
2021-22	32R	Excelsior Classical Academy	\$0	\$18,233	\$0	\$18,000	\$0	\$12,500	\$0	\$19,978	\$715	\$0	\$0	\$0	\$0	\$0
2022-23	32R	Excelsior Classical Academy	\$0	\$50,000	\$0	\$47,678	\$2,500	\$13,500	\$0	\$47,678	\$0	\$0	\$0	\$0	\$0	\$0
2023-24	32R	Excelsior Classical Academy	\$0	\$66,500	\$0	\$50,000	\$2,500	\$14,000	\$0	\$47,745	\$2,500	\$0	\$0	\$7,500	\$0	\$0
2024-25	32R	Excelsior Classical Academy	\$0	\$54,000	\$0	\$15,000	\$2,500	\$14,000	\$0	\$52,313	\$6,865	\$0	\$0	\$5,500	\$0	\$0
2020-21	32T	Discovery Charter School	\$0	\$0	\$0	\$0	\$0	\$0	\$0	\$0	\$0	\$0	\$0	\$0	\$0	\$0
2021-22	32T	Discovery Charter School	\$0	\$0	\$0	\$0	\$0	\$0	\$0	\$0	\$0	\$0	\$0	\$0	\$0	\$0
2022-23	32T	Discovery Charter School	\$0	\$0	\$0	\$0	\$0	\$0	\$0	\$0	\$0	\$0	\$0	\$0	\$0	\$0
2023-24	32T	Discovery Charter School	\$0	\$66,300	\$0	\$31,626	\$0	\$6,470	\$0	\$3,171	\$4,035	\$14,107	\$1,436	\$416	\$0	\$7,788
2024-25	32T	Discovery Charter School	\$0	\$61,649	\$0	\$44,619	\$0	\$8,900	\$0	\$4,732	\$0	\$27,242	\$0	\$500	\$0	\$0
2020-21	33A	North East Carolina Preparatory School	\$0	\$0	\$0	\$0	\$0	\$0	\$0	\$0	\$0	\$0	\$0	\$0	\$0	\$0
2021-22	33A	North East Carolina Preparatory School	\$0	\$0	\$0	\$0	\$0	\$0	\$0	\$0	\$0	\$0	\$0	\$0	\$0	\$0
2022-23	33A	North East Carolina Preparatory School	\$0	\$0	\$0	\$0	\$0	\$0	\$0	\$0	\$0	\$0	\$0	\$0	\$0	\$0
2023-24	33A	North East Carolina Preparatory School	\$1,200	\$30,000	\$1,000,000	\$32,000	\$15,000	\$14,000	\$6,000	\$20,500	\$1,500	\$250	\$0	\$200	\$0	\$0
2024-25	33A	North East Carolina Preparatory School	\$4,639	\$33,000	\$151,454	\$45,600	\$18,000	\$17,883	\$6,000	\$38,735	\$1,500	\$500	\$0	\$500	\$0	\$0

		Totals:	\$5,685,849	\$307,340,796	\$274,744,348	\$68,932,195	\$28,563,164	\$42,248,966	\$48,697,731	\$170,279,029	\$13,376,978	\$5,711,378	\$7,961,222	\$20,071,256	\$95,111,159	\$24,695,543
			Expenditures from PSU Funds							Amount Received by PSU						
SFY	PSU Number	PSU Name	Administering Association Fees	Salaries or stipends for coaches and faculties for duties associated solely with interscholastic athletics	Capital costs, including new construction, repair and renovation, and maintenance costs for existing athletic facilities	Uniform and equipment costs	Travel and transportation costs	Officiating costs	Other identified costs of more than \$5,000	Gate receipts	Concession sales	Merchandise sales	Student fees	Monetary and in-kind contributions from third-party organizations	State or local funding expended on capital costs for athletic facilities	Other identified sources of funds that provide more than \$5,000
2020-21	34B	Quality Education Academy	\$960	\$32,000	\$0	\$33,654	\$5,000	\$3,190	\$0	\$8,000	\$0	\$0	\$0	\$50,000	\$0	\$6,000
2021-22	34B	Quality Education Academy	\$0	\$28,020	\$0	\$33,802	\$5,000	\$3,310	\$0	\$3,500	\$0	\$0	\$0	\$0	\$0	\$0
2022-23	34B	Quality Education Academy	\$500	\$34,192	\$0	\$41,616	\$5,000	\$8,139	\$0	\$3,000	\$0	\$0	\$0	\$8,356	\$0	\$0
2023-24	34B	Quality Education Academy	\$500	\$42,453	\$0	\$10,839	\$5,000	\$9,421	\$0	\$3,300	\$0	\$0	\$0	\$500	\$0	\$0
2024-25	34B	Quality Education Academy	\$1,700	\$76,502	\$0	\$39,510	\$5,000	\$10,802	\$0	\$3,000	\$0	\$0	\$300	\$850	\$0	\$0
2020-21	34D	Carter G. Woodson School	\$0	\$0	\$0	\$0	\$0	\$0	\$0	\$0	\$0	\$0	\$0	\$0	\$0	\$0
2021-22	34D	Carter G. Woodson School	\$0	\$0	\$0	\$0	\$0	\$0	\$0	\$0	\$0	\$0	\$0	\$0	\$0	\$0
2022-23	34D	Carter G. Woodson School	\$0	\$0	\$0	\$0	\$0	\$0	\$0	\$0	\$0	\$0	\$0	\$0	\$0	\$0
2023-24	34D	Carter G. Woodson School	\$0	\$0	\$0	\$0	\$0	\$0	\$0	\$0	\$0	\$0	\$0	\$0	\$0	\$0
2024-25	34D	Carter G. Woodson School	\$0	\$0	\$0	\$0	\$0	\$0	\$0	\$0	\$0	\$0	\$0	\$0	\$0	\$0
2020-21	34H	NC Leadership Charter Academy	\$0	\$17,704	\$0	\$0	\$0	\$0	\$0	\$0	\$0	\$0	\$0	\$0	\$0	\$0
2021-22	34H	NC Leadership Charter Academy	\$0	\$64,133	\$1,850	\$544	\$27,395	\$0	\$1,177	\$10,391	\$0	\$3,858	\$12,940	\$0	\$0	\$0
2022-23	34H	NC Leadership Charter Academy	\$0	\$79,492	\$27,712	\$22,436	\$27,712	\$26,100	\$934	\$22,340	\$0	\$3,535	\$18,585	\$0	\$0	\$0
2023-24	34H	NC Leadership Charter Academy	\$0	\$79,900	\$1,685,750	\$13,821	\$15,632	\$29,543	\$839	\$27,230	\$0	\$0	\$22,685	\$0	\$121,963	\$0
2024-25	34H	NC Leadership Charter Academy	\$0	\$85,776	\$62,712	\$19,582	\$18,991	\$34,564	\$455	\$23,700	\$0	\$1,876	\$23,225	\$0	\$0	\$0
2020-21	35B	Youngsville Academy	\$0	\$0	\$0	\$0	\$0	\$0	\$0	\$0	\$0	\$0	\$0	\$0	\$0	\$0
2021-22	35B	Youngsville Academy	\$0	\$0	\$0	\$0	\$0	\$0	\$0	\$0	\$0	\$0	\$0	\$0	\$0	\$0
2022-23	35B	Youngsville Academy	\$0	\$0	\$0	\$0	\$0	\$0	\$0	\$0	\$0	\$0	\$0	\$0	\$0	\$0
2023-24	35B	Youngsville Academy	\$100	\$5,944	\$0	\$8,234	\$1,200	\$2,013	\$0	\$0	\$0	\$0	\$0	\$0	\$0	\$0
2024-25	35B	Youngsville Academy	\$1,000	\$8,654	\$0	\$8,883	\$1,829	\$3,221	\$0	\$2,023	\$549	\$0	\$0	\$6,030	\$0	\$0
2020-21	35C	Wake Preparatory Academy	\$0	\$0	\$0	\$0	\$0	\$0	\$0	\$0	\$0	\$0	\$0	\$0	\$0	\$0
2021-22	35C	Wake Preparatory Academy	\$0	\$0	\$0	\$0	\$0	\$0	\$0	\$0	\$0	\$0	\$0	\$0	\$0	\$0
2022-23	35C	Wake Preparatory Academy	\$7,400	\$15,750	\$0	\$264,586	\$0	\$0	\$0	\$4,333	\$0	\$45,990	\$0	\$20,302	\$0	\$0
2023-24	35C	Wake Preparatory Academy	\$2,000	\$125,700	\$0	\$45,800	\$2,600	\$20,615	\$0	\$35,724	\$12,114	\$3,639	\$0	\$38,000	\$0	\$0
2024-25	35C	Wake Preparatory Academy	\$14,278	\$52,617	\$0	\$182,582	\$0	\$44,923	\$0	\$12,188	\$1,262	\$49,818	\$11,874	\$34,516	\$0	\$0
2020-21	36B	Piedmont Community Charter	\$603	\$13,100	\$484	\$20,715	\$1,201	\$8,213	\$26,137	\$8,985	\$0	\$1,016	\$0	\$0	\$0	\$23,225
2021-22	36B	Piedmont Community Charter	\$600	\$8,100	\$650,026	\$22,402	\$3,279	\$7,750	\$15,832	\$22,184	\$0	\$3,165	\$0	\$3,461	\$643,663	\$8,271
2022-23	36B	Piedmont Community Charter	\$1,077	\$13,150	\$121,645	\$40,035	\$4,744	\$14,000	\$5,204	\$30,385	\$0	\$1,639	\$1,090	\$2,794	\$121,645	\$26,939
2023-24	36B	Piedmont Community Charter	\$681	\$20,312	\$0	\$32,900	\$18,656	\$5,714	\$24,520	\$41,507	\$0	\$786	\$5,482	\$490	\$4,614	\$53,555
2024-25	36B	Piedmont Community Charter	\$1,132	\$19,990	\$0	\$16,087	\$3,852	\$15,368	\$20,473	\$42,282	\$0	\$0	\$7,422	\$1,594	\$0	\$61,456
2020-21	36C	Mountain Island Charter	\$24,544	\$110,441	\$32,101	\$11,863	\$7,859	\$27,478	\$112,846	\$51,548	\$20,969	\$0	\$58,912	\$0	\$0	\$36,820
2021-22	36C	Mountain Island Charter	\$40,742	\$140,395	\$58,311	\$12,191	\$13,357	\$34,066	\$211,937	\$59,046	\$23,317	\$0	\$67,482	\$0	\$0	\$72,176
2022-23	36C	Mountain Island Charter	\$42,031	\$112,134	\$10,259	\$19,849	\$20,008	\$29,192	\$174,271	\$65,749	\$22,727	\$0	\$75,142	\$0	\$0	\$46,964
2023-24	36C	Mountain Island Charter	\$27,992	\$275,568	\$0	\$32,344	\$25,202	\$66,390	\$86,329	\$48,324	\$39,825	\$0	\$75,180	\$0	\$0	\$58,152
2024-25	36C	Mountain Island Charter	\$13,181	\$319,994	\$218,235	\$70,685	\$28,996	\$54,850	\$30,892	\$74,865	\$27,523	\$0	\$74,865	\$0	\$0	\$55,710
2020-21	36G	Community Charter School	\$0	\$0	\$0	\$0	\$0	\$0	\$0	\$0	\$0	\$0	\$0	\$0	\$0	\$0
2021-22	36G	Community Charter School	\$0	\$0	\$0	\$0	\$0	\$0	\$0	\$0	\$0	\$0	\$0	\$0	\$0	\$0
2022-23	36G	Community Charter School	\$0	\$0	\$0	\$0	\$0	\$0	\$0	\$0	\$0	\$0	\$0	\$0	\$0	\$0
2023-24	36G	Community Charter School	\$0	\$0	\$0	\$0	\$0	\$0	\$0	\$0	\$0	\$0	\$0	\$0	\$0	\$0
2024-25	36G	Community Charter School	\$0	\$0	\$0	\$0	\$0	\$0	\$0	\$0	\$0	\$0	\$0	\$0	\$0	\$0
2020-21	39A	Falls Lake Academy	\$3,060	\$24,950	\$909	\$6,570	\$0	\$10,650	\$9,041	\$6,262	\$0	\$1,701	\$0	\$6,533	\$0	\$3,620
2021-22	39A	Falls Lake Academy	\$4,150	\$26,200	\$3,413	\$15,887	\$0	\$17,799	\$0	\$30,828	\$0	\$0	\$0	\$5,609	\$0	\$6,548
2022-23	39A	Falls Lake Academy	\$342	\$50,300	\$9,887	\$42,142	\$830	\$35,801	\$2,174	\$44,725	\$0	\$1,603	\$0	\$10,550	\$0	\$41,397
2023-24	39A	Falls Lake Academy	\$361	\$53,400	\$298,027	\$5,987	\$550	\$33,669	\$4,205	\$51,553	\$0	\$0	\$2,880	\$13,940	\$0	\$27,694
2024-25	39A	Falls Lake Academy	\$358	\$55,600	\$9,915	\$9,427	\$3,321	\$32,953	\$10,150	\$43,408	\$0	\$340	\$3,220	\$350	\$0	\$40,068
2020-21	39B	Oxford Preparatory	\$761	\$9,950	\$0	\$26,226	\$0	\$41,141	\$0	\$29,705	\$3,835	\$0	\$0	\$1,575	\$0	\$0

		Totals:	\$5,685,849	\$307,340,796	\$274,744,348	\$68,932,195	\$28,563,164	\$42,248,966	\$48,697,731	\$170,279,029	\$13,376,978	\$5,711,378	\$7,961,222	\$20,071,256	\$95,111,159	\$24,695,543
			Expenditures from PSU Funds							Amount Received by PSU						
SFY	PSU Number	PSU Name	Administering Association Fees	Salaries or stipends for coaches and faculties for duties associated solely with interscholastic athletics	Capital costs, including new construction, repair and renovation, and maintenance costs for existing athletic facilities	Uniform and equipment costs	Travel and transportation costs	Officiating costs	Other identified costs of more than \$5,000	Gate receipts	Concession sales	Merchandise sales	Student fees	Monetary and in-kind contributions from third-party organizations	State or local funding expended on capital costs for athletic facilities	Other identified sources of funds that provide more than \$5,000
2021-22	39B	Oxford Preparatory	\$891	\$12,036	\$0	\$29,631	\$215	\$55,563	\$0	\$60,479	\$7,868	\$0	\$0	\$17,124	\$0	\$0
2022-23	39B	Oxford Preparatory	\$985	\$13,615	\$0	\$45,574	\$174	\$37,380	\$0	\$44,698	\$9,839	\$0	\$0	\$29,648	\$0	\$0
2023-24	39B	Oxford Preparatory	\$251	\$30,000	\$15,000	\$24,000	\$10,000	\$25,775	\$30,000	\$58,000	\$7,677	\$550	\$0	\$12,674	\$15,000	\$29,226
2024-25	39B	Oxford Preparatory	\$831	\$38,389	\$39,865	\$5,113	\$411	\$13,423	\$0	\$17,782	\$1,605	\$0	\$0	\$0	\$0	\$0
2020-21	41D	Phoenix Academy Inc	\$0	\$0	\$0	\$0	\$0	\$0	\$0	\$0	\$0	\$0	\$0	\$0	\$0	\$0
2021-22	41D	Phoenix Academy Inc	\$650	\$4,000	\$0	\$5,258	\$1,363	\$5,701	\$7,341	\$8,575	\$3,566	\$3,250	\$14,917	\$3,500	\$0	\$2,666
2022-23	41D	Phoenix Academy Inc	\$4,387	\$10,000	\$9,515	\$22,755	\$2,248	\$10,815	\$16,817	\$21,760	\$11,598	\$4,190	\$23,045	\$5,949	\$0	\$17,737
2023-24	41D	Phoenix Academy Inc	\$1,959	\$17,400	\$7,093	\$23,809	\$5,808	\$18,183	\$8,600	\$31,322	\$16,041	\$4,735	\$25,663	\$5,261	\$0	\$22,640
2024-25	41D	Phoenix Academy Inc	\$2,060	\$29,765	\$12,178	\$18,162	\$32,119	\$19,063	\$11,487	\$25,206	\$15,169	\$2,441	\$35,413	\$6,052	\$0	\$21,247
2020-21	41F	Triad Math and Science Academy	\$400	\$55,000	\$35,000	\$4,500	\$9,500	\$4,200	\$8,500	\$6,072	\$4,295	\$0	\$4,995	\$0	\$0	\$0
2021-22	41F	Triad Math and Science Academy	\$400	\$55,000	\$35,000	\$4,500	\$9,500	\$4,200	\$8,500	\$6,072	\$4,295	\$0	\$4,995	\$0	\$0	\$0
2022-23	41F	Triad Math and Science Academy	\$400	\$55,000	\$35,000	\$4,500	\$9,500	\$4,200	\$8,500	\$6,072	\$4,295	\$0	\$4,995	\$0	\$0	\$0
2023-24	41F	Triad Math and Science Academy	\$400	\$55,000	\$35,000	\$4,500	\$9,500	\$4,200	\$8,500	\$6,072	\$4,295	\$0	\$4,995	\$0	\$0	\$0
2024-25	41F	Triad Math and Science Academy	\$400	\$0	\$0	\$0	\$0	\$0	\$0	\$0	\$0	\$0	\$0	\$0	\$0	\$0
2020-21	41G	Cornerstone Charter Academy	\$1,213	\$30,319	\$1,844	\$19,857	\$2,215	\$19,731	\$7,637	\$727	\$8,857	\$0	\$0	\$0	\$0	\$0
2021-22	41G	Cornerstone Charter Academy	\$842	\$38,135	\$625	\$17,919	\$6,548	\$7,800	\$13,599	\$10,367	\$7,409	\$0	\$0	\$29	\$0	\$0
2022-23	41G	Cornerstone Charter Academy	\$837	\$45,891	\$5,844	\$8,365	\$3,828	\$12,484	\$17,209	\$8,566	\$14,370	\$0	\$0	\$141	\$0	\$0
2023-24	41G	Cornerstone Charter Academy	\$586	\$155,076	\$6,911	\$20,497	\$7,553	\$13,329	\$21,446	\$4,490	\$13,845	\$166	\$0	\$0	\$0	\$2,133
2024-25	41G	Cornerstone Charter Academy	\$2,167	\$123,305	\$22,166	\$5,310	\$9,267	\$19,731	\$21,596	\$19,655	\$13,946	\$0	\$0	\$1,775	\$0	\$0
2020-21	41H	The College Preparatory and Leadership A	\$1,000	\$39,966	\$0	\$11,597	\$0	\$850	\$0	\$0	\$0	\$0	\$2,405	\$0	\$0	\$0
2021-22	41H	The College Preparatory and Leadership A	\$1,720	\$88,000	\$0	\$15,391	\$18,221	\$3,734	\$0	\$6,210	\$2,009	\$0	\$3,915	\$0	\$0	\$0
2022-23	41H	The College Preparatory and Leadership A	\$1,190	\$98,752	\$0	\$41,458	\$30,179	\$4,225	\$0	\$22,081	\$11,163	\$0	\$3,970	\$0	\$0	\$0
2023-24	41H	The College Preparatory and Leadership A	\$1,332	\$64,750	\$0	\$31,381	\$9,010	\$10,656	\$0	\$21,481	\$7,601	\$0	\$5,715	\$7,000	\$0	\$0
2024-25	41H	The College Preparatory and Leadership A	\$1,471	\$92,127	\$0	\$15,509	\$1,968	\$9,400	\$0	\$19,382	\$9,008	\$0	\$6,425	\$0	\$0	\$0
2020-21	41K	Piedmont Classical High School	\$1,200	\$10,000	\$0	\$2,500	\$1,000	\$0	\$0	\$10,000	\$0	\$0	\$0	\$0	\$0	\$0
2021-22	41K	Piedmont Classical High School	\$2,000	\$10,000	\$0	\$15,000	\$3,000	\$18,000	\$0	\$81,000	\$0	\$0	\$0	\$0	\$0	\$0
2022-23	41K	Piedmont Classical High School	\$2,000	\$8,000	\$0	\$12,000	\$8,000	\$30,000	\$0	\$32,000	\$0	\$0	\$0	\$0	\$0	\$0
2023-24	41K	Piedmont Classical High School	\$2,730	\$40,880	\$11,761	\$43,000	\$5,786	\$11,538	\$0	\$8,400	\$11,500	\$0	\$0	\$6,750	\$0	\$0
2024-25	41K	Piedmont Classical High School	\$1,500	\$18,000	\$15,000	\$8,000	\$1,000	\$45,000	\$0	\$25,000	\$1,800	\$0	\$0	\$0	\$0	\$0
2020-21	41Q	Revolution Academy	\$0	\$0	\$0	\$0	\$0	\$0	\$0	\$0	\$0	\$0	\$0	\$0	\$0	\$0
2021-22	41Q	Revolution Academy	\$0	\$0	\$0	\$0	\$0	\$0	\$0	\$0	\$0	\$0	\$0	\$0	\$0	\$0
2022-23	41Q	Revolution Academy	\$0	\$0	\$0	\$0	\$0	\$0	\$0	\$0	\$0	\$0	\$0	\$0	\$0	\$0
2023-24	41Q	Revolution Academy	\$0	\$0	\$0	\$0	\$0	\$0	\$0	\$0	\$0	\$0	\$0	\$0	\$0	\$0
2024-25	41Q	Revolution Academy	\$0	\$41,950	\$0	\$19,850	\$0	\$9,316	\$0	\$8,790	\$0	\$0	\$0	\$7,000	\$0	\$0
2020-21	42B	Hobgood Charter School	\$750	\$5,000	\$0	\$6,000	\$0	\$4,000	\$0	\$5,000	\$0	\$0	\$0	\$0	\$0	\$0
2021-22	42B	Hobgood Charter School	\$750	\$11,000	\$0	\$34,447	\$1,500	\$10,194	\$0	\$12,000	\$0	\$0	\$0	\$0	\$0	\$0
2022-23	42B	Hobgood Charter School	\$750	\$18,000	\$0	\$42,237	\$4,000	\$13,410	\$0	\$20,086	\$0	\$0	\$0	\$0	\$0	\$0
2023-24	42B	Hobgood Charter School	\$750	\$18,000	\$0	\$72,640	\$6,621	\$29,123	\$0	\$30,147	\$0	\$7,426	\$0	\$0	\$0	\$0
2024-25	42B	Hobgood Charter School	\$1,750	\$18,500	\$5,500	\$42,290	\$6,621	\$30,401	\$0	\$34,568	\$0	\$0	\$0	\$0	\$0	\$0
2020-21	44A	Shining Rock Classical Academy	\$0	\$0	\$0	\$0	\$0	\$0	\$0	\$0	\$0	\$0	\$0	\$0	\$0	\$0
2021-22	44A	Shining Rock Classical Academy	\$0	\$2,375	\$0	\$813	\$120	\$500	\$0	\$0	\$0	\$0	\$500	\$0	\$0	\$0
2022-23	44A	Shining Rock Classical Academy	\$0	\$2,375	\$0	\$6,358	\$900	\$500	\$0	\$0	\$0	\$0	\$850	\$0	\$0	\$0
2023-24	44A	Shining Rock Classical Academy	\$0	\$7,750	\$29,617	\$800	\$1,200	\$3,203	\$0	\$640	\$0	\$0	\$1,185	\$11,000	\$0	\$0
2024-25	44A	Shining Rock Classical Academy	\$0	\$10,350	\$0	\$2,500	\$1,760	\$4,538	\$0	\$2,640	\$0	\$422	\$4,650	\$0	\$0	\$0
2020-21	45B	FernLeaf Community Charter School	\$0	\$0	\$0	\$0	\$0	\$0	\$0	\$0	\$0	\$0	\$0	\$0	\$0	\$0
2021-22	45B	FernLeaf Community Charter School	\$0	\$0	\$0	\$0	\$0	\$0	\$0	\$0	\$0	\$0	\$0	\$0	\$0	\$0

[illegible]



		Totals:	\$5,685,849	\$307,340,796	\$274,744,348	\$68,932,195	\$28,563,164	\$42,248,966	\$48,697,731	\$170,279,029	\$13,376,978	\$5,711,378	\$7,961,222	\$20,071,256	\$95,111,159	\$24,695,543
			Expenditures from PSU Funds							Amount Received by PSU						
				Salaries or stipends for coaches and faculties for duties associated solely with interscholastic athletics	Capital costs, including new construction, repair and renovation, and maintenance costs for existing athletic facilities	Uniform and equipment costs	Travel and transportation costs	Officiating costs	Other identified costs of more than \$5,000					Monetary and in-kind contributions from third-party organizations	State or local funding expended on capital costs for athletic facilities	Other identified sources of funds that provide more than \$5,000
SFY	PSU Number	PSU Name	Administering Association Fees							Gate receipts	Concession sales	Merchandise sales	Student fees			
2023-24	55B	West Lake Preparatory Academy	\$0	\$0	\$0	\$0	\$0	\$0	\$0	\$0	\$0	\$0	\$0	\$0	\$0	\$0
2024-25	55B	West Lake Preparatory Academy	\$0	\$0	\$0	\$0	\$0	\$0	\$0	\$0	\$0	\$0	\$0	\$0	\$0	\$0
2020-21	58B	Bear Grass Charter School	\$754	\$31,068	\$8,700	\$32,390	\$1,580	\$21,383	\$0	\$32,303	\$0	\$0	\$0	\$6,428	\$0	\$0
2021-22	58B	Bear Grass Charter School	\$200	\$91,053	\$3,276	\$48,516	\$5,033	\$22,810	\$0	\$50,636	\$0	\$0	\$0	\$2,747	\$0	\$0
2022-23	58B	Bear Grass Charter School	\$1,145	\$54,215	\$3,350	\$78,339	\$5,730	\$26,616	\$36,250	\$52,426	\$0	\$0	\$0	\$0	\$0	\$0
2023-24	58B	Bear Grass Charter School	\$1,027	\$62,886	-\$2,762	\$56,370	\$7,742	\$34,631	\$0	\$69,585	\$0	\$0	\$0	\$3,405	\$0	\$0
2024-25	58B	Bear Grass Charter School	\$612	\$59,261	\$9,915	\$39,447	\$6,690	\$36,849	\$13,849	\$65,563	\$0	\$0	\$0	\$2,200	\$0	\$0
2020-21	60B	Sugar Creek Charter	\$1,699	\$76,714	\$0	\$0	\$0	\$0	\$0	\$0	\$0	\$0	\$7,428	\$0	\$0	\$0
2021-22	60B	Sugar Creek Charter	\$235	\$80,751	\$0	\$20,666	\$0	\$0	\$10,962	\$0	\$0	\$0	\$15,283	\$0	\$0	\$7,308
2022-23	60B	Sugar Creek Charter	\$1,260	\$121,365	\$0	\$13,640	\$0	\$12,968	\$6,670	\$0	\$0	\$0	\$33,260	\$0	\$0	\$0
2023-24	60B	Sugar Creek Charter	\$1,551	\$87,690	\$0	\$30,640	\$0	\$11,277	\$43,143	\$0	\$0	\$0	\$3,808	\$0	\$0	\$52,178
2024-25	60B	Sugar Creek Charter	\$1,609	\$87,232	\$0	\$29,915	\$0	\$4,400	\$37,082	\$0	\$0	\$0	\$51,054	\$0	\$0	\$0
2020-21	60D	Lake Norman Charter	\$898	\$161,276	\$0	\$56,305	\$0	\$20,725	\$16,668	\$0	\$0	\$0	\$0	\$19,585	\$0	\$0
2021-22	60D	Lake Norman Charter	\$0	\$198,423	\$0	\$44,779	\$0	\$28,350	\$15,409	\$0	\$0	\$0	\$0	\$14,472	\$0	\$0
2022-23	60D	Lake Norman Charter	\$0	\$199,158	\$0	\$36,434	\$3,228	\$38,590	\$19,268	\$0	\$0	\$0	\$0	\$13,600	\$0	\$0
2023-24	60D	Lake Norman Charter	\$0	\$227,164	\$0	\$36,544	\$0	\$42,110	\$16,566	\$0	\$0	\$0	\$0	\$12,187	\$0	\$0
2024-25	60D	Lake Norman Charter	\$0	\$220,958	\$0	\$33,216	\$0	\$45,660	\$12,528	\$0	\$0	\$0	\$0	\$10,089	\$0	\$0
2020-21	60G	Queen's Grant Community School	\$502	\$92,800	\$3,972	\$8,279	\$0	\$10,950	\$10,489	\$0	\$0	\$0	\$23,803	\$0	\$0	\$0
2021-22	60G	Queen's Grant Community School	\$525	\$93,400	\$2,972	\$15,348	\$0	\$10,700	\$10,700	\$0	\$0	\$0	\$28,965	\$0	\$0	\$0
2022-23	60G	Queen's Grant Community School	\$554	\$107,000	\$3,000	\$17,595	\$0	\$21,842	\$29,760	\$0	\$0	\$0	\$31,072	\$0	\$0	\$0
2023-24	60G	Queen's Grant Community School	\$570	\$115,300	\$7,816	\$9,138	\$0	\$22,256	\$26,770	\$0	\$0	\$0	\$29,398	\$0	\$0	\$0
2024-25	60G	Queen's Grant Community School	\$572	\$181,100	\$10,012	\$29,403	\$639	\$11,800	\$34,491	\$0	\$0	\$0	\$28,643	\$0	\$0	\$0
2020-21	60I	Community School of Davidson	\$6,597	\$118,581	\$137,593	\$28,241	\$644	\$19,985	\$20,074	\$40,324	\$145	\$3,360	\$47,007	\$25,586	\$0	\$15,162
2021-22	60I	Community School of Davidson	\$8,621	\$228,274	\$637,237	\$16,870	\$1,028	\$31,848	\$27,667	\$73,230	\$18,115	\$901	\$68,255	\$38,309	\$0	\$50,035
2022-23	60I	Community School of Davidson	\$19,713	\$212,789	\$240,308	\$59,022	\$1,114	\$37,911	\$38,502	\$61,487	\$59,429	\$15,752	\$70,035	\$72,226	\$0	\$49,457
2023-24	60I	Community School of Davidson	\$19,070	\$230,175	\$1,372,972	\$52,585	\$700	\$40,038	\$19,955	\$78,617	\$45,111	\$6,359	\$75,410	\$61,257	\$0	\$81,119
2024-25	60I	Community School of Davidson	\$25,407	\$235,269	\$195,286	\$42,462	\$2,533	\$45,750	\$38,250	\$75,870	\$32,521	\$0	\$73,468	\$79,366	\$0	\$66,459
2020-21	60J	Socrates Academy	\$0	\$0	\$0	\$0	\$0	\$0	\$0	\$0	\$0	\$0	\$0	\$0	\$0	\$0
2021-22	60J	Socrates Academy	\$0	\$0	\$0	\$0	\$0	\$0	\$0	\$0	\$0	\$0	\$0	\$0	\$0	\$0
2022-23	60J	Socrates Academy	\$0	\$0	\$0	\$0	\$0	\$0	\$0	\$0	\$0	\$0	\$0	\$0	\$0	\$0
2023-24	60J	Socrates Academy	\$0	\$0	\$0	\$0	\$0	\$0	\$0	\$0	\$0	\$0	\$0	\$0	\$0	\$0
2024-25	60J	Socrates Academy	\$0	\$0	\$0	\$0	\$0	\$0	\$0	\$0	\$0	\$0	\$0	\$0	\$0	\$0
2020-21	60K	Charlotte Secondary School	\$0	\$0	\$0	\$0	\$0	\$0	\$0	\$0	\$0	\$0	\$0	\$0	\$0	\$0
2021-22	60K	Charlotte Secondary School	\$0	\$0	\$0	\$0	\$0	\$0	\$0	\$0	\$0	\$0	\$0	\$0	\$0	\$0
2022-23	60K	Charlotte Secondary School	\$0	\$0	\$0	\$0	\$0	\$0	\$0	\$0	\$0	\$0	\$0	\$0	\$0	\$0
2023-24	60K	Charlotte Secondary School	\$514	\$3,500	\$0	\$0	\$0	\$0	\$0	\$0	\$0	\$0	\$0	\$0	\$0	\$0
2024-25	60K	Charlotte Secondary School	\$0	\$3,500	\$0	\$600	\$0	\$345	\$0	\$0	\$0	\$0	\$1,400	\$0	\$0	\$0
2020-21	60M	Corvian Community School	\$0	\$0	\$0	\$0	\$0	\$0	\$0	\$0	\$0	\$0	\$0	\$0	\$0	\$0
2021-22	60M	Corvian Community School	\$0	\$0	\$0	\$0	\$0	\$0	\$0	\$0	\$0	\$0	\$0	\$0	\$0	\$0
2022-23	60M	Corvian Community School	\$0	\$0	\$0	\$0	\$0	\$0	\$0	\$0	\$0	\$0	\$0	\$0	\$0	\$0
2023-24	60M	Corvian Community School	\$0	\$0	\$0	\$0	\$0	\$0	\$0	\$0	\$0	\$0	\$0	\$0	\$0	\$0
2024-25	60M	Corvian Community School	\$355,839	\$203,115	\$0	\$106,902	\$0	\$3,043	\$27,705	\$238,089	\$60,249	\$4,423	\$34,525	\$93,701	\$0	\$9,518
2020-21	60N	ALA Charlotte	\$0	\$0	\$0	\$0	\$0	\$0	\$0	\$0	\$0	\$0	\$0	\$0	\$0	\$0
2021-22	60N	ALA Charlotte	\$0	\$0	\$0	\$0	\$0	\$0	\$0	\$0	\$0	\$0	\$0	\$0	\$0	\$0
2022-23	60N	ALA Charlotte	\$0	\$0	\$0	\$0	\$0	\$0	\$0	\$0	\$0	\$0	\$0	\$0	\$0	\$0
2023-24	60N	ALA Charlotte	\$0	\$0	\$0	\$0	\$0	\$0	\$0	\$0	\$0	\$0	\$0	\$0	\$0	\$0

		Totals:	\$5,685,849	\$307,340,796	\$274,744,348	\$68,932,195	\$28,563,164	\$42,248,966	\$48,697,731	\$170,279,029	\$13,376,978	\$5,711,378	\$7,961,222	\$20,071,256	\$95,111,159	\$24,695,543
			Expenditures from PSU Funds							Amount Received by PSU						
SFY	PSU Number	PSU Name	Administering Association Fees	Salaries or stipends for coaches and faculties for duties associated solely with interscholastic athletics	Capital costs, including new construction, repair and renovation, and maintenance costs for existing athletic facilities	Uniform and equipment costs	Travel and transportation costs	Officiating costs	Other identified costs of more than \$5,000	Gate receipts	Concession sales	Merchandise sales	Student fees	Monetary and in-kind contributions from third-party organizations	State or local funding expended on capital costs for athletic facilities	Other identified sources of funds that provide more than \$5,000
2024-25	60N	ALA Charlotte	\$0	\$0	\$0	\$0	\$0	\$0	\$0	\$0	\$0	\$0	\$0	\$0	\$0	\$0
2020-21	60S	Bradford Preparatory School	\$0	\$98,921	\$13,885	\$23,718	\$3,317	\$15,827	\$0	\$4,828	\$6,508	\$363	\$45,524	\$0	\$0	\$0
2021-22	60S	Bradford Preparatory School	\$0	\$141,906	\$17,027	\$44,570	\$4,378	\$23,884	\$0	\$21,067	\$6,951	\$0	\$73,263	\$0	\$0	\$0
2022-23	60S	Bradford Preparatory School	\$474	\$208,082	\$15,169	\$43,223	\$4,616	\$28,573	\$15,169	\$24,444	\$13,926	\$17,837	\$82,513	\$0	\$0	\$0
2023-24	60S	Bradford Preparatory School	\$474	\$258,075	\$1,101,387	\$59,232	\$11,936	\$36,080	\$57,964	\$46,860	\$25,742	\$0	\$84,568	\$16,677	\$0	\$20,293
2024-25	60S	Bradford Preparatory School	\$517	\$233,139	\$36,798	\$44,912	\$17,331	\$37,530	\$12,389	\$67,501	\$41,351	\$1,525	\$75,428	\$14,380	\$0	\$23,575
2020-21	60U	Commonwealth High	\$0	\$0	\$0	\$0	\$0	\$0	\$0	\$0	\$0	\$0	\$0	\$0	\$0	\$0
2021-22	60U	Commonwealth High	\$0	\$0	\$0	\$0	\$0	\$0	\$0	\$0	\$0	\$0	\$0	\$0	\$0	\$0
2022-23	60U	Commonwealth High	\$0	\$0	\$0	\$0	\$0	\$0	\$0	\$0	\$0	\$0	\$0	\$0	\$0	\$0
2023-24	60U	Commonwealth High	\$0	\$0	\$0	\$0	\$0	\$0	\$0	\$0	\$0	\$0	\$0	\$0	\$0	\$0
2024-25	60U	Commonwealth High	\$0	\$0	\$0	\$0	\$0	\$0	\$0	\$0	\$0	\$0	\$0	\$0	\$0	\$0
2020-21	60Y	Pioneer Springs Community School	\$0	\$0	\$0	\$0	\$0	\$0	\$0	\$0	\$0	\$0	\$0	\$0	\$0	\$0
2021-22	60Y	Pioneer Springs Community School	\$0	\$0	\$0	\$0	\$0	\$0	\$0	\$0	\$0	\$0	\$0	\$0	\$0	\$0
2022-23	60Y	Pioneer Springs Community School	\$0	\$0	\$0	\$0	\$0	\$0	\$0	\$0	\$0	\$0	\$0	\$0	\$0	\$0
2023-24	60Y	Pioneer Springs Community School	\$0	\$0	\$0	\$0	\$0	\$0	\$0	\$0	\$0	\$0	\$0	\$0	\$0	\$0
2024-25	60Y	Pioneer Springs Community School	\$0	\$0	\$0	\$0	\$0	\$0	\$0	\$0	\$0	\$0	\$0	\$0	\$0	\$0
2020-21	61L	Stewart Creek High	\$0	\$0	\$0	\$0	\$0	\$0	\$0	\$0	\$0	\$0	\$0	\$0	\$0	\$0
2021-22	61L	Stewart Creek High	\$0	\$0	\$0	\$0	\$0	\$0	\$0	\$0	\$0	\$0	\$0	\$0	\$0	\$0
2022-23	61L	Stewart Creek High	\$0	\$0	\$0	\$0	\$0	\$0	\$0	\$0	\$0	\$0	\$0	\$0	\$0	\$0
2023-24	61L	Stewart Creek High	\$0	\$0	\$0	\$0	\$0	\$0	\$0	\$0	\$0	\$0	\$0	\$0	\$0	\$0
2024-25	61L	Stewart Creek High	\$0	\$0	\$0	\$0	\$0	\$0	\$0	\$0	\$0	\$0	\$0	\$0	\$0	\$0
2020-21	61M	Charlotte Lab School	\$720	\$28,985	\$0	\$3,047	\$0	\$0	\$1,200	\$0	\$0	\$0	\$1,105	\$0	\$0	\$0
2021-22	61M	Charlotte Lab School	\$0	\$38,864	\$0	\$8,721	\$0	\$980	\$10,725	\$0	\$0	\$0	\$10,755	\$0	\$0	\$0
2022-23	61M	Charlotte Lab School	\$290	\$10,716	\$0	\$7,449	\$0	\$1,220	\$15,402	\$0	\$0	\$0	\$13,792	\$0	\$0	\$0
2023-24	61M	Charlotte Lab School	\$125	\$12,495	\$0	\$4,541	\$0	\$5,118	\$15,226	\$2,851	\$0	\$0	\$9,971	\$0	\$0	\$0
2024-25	61M	Charlotte Lab School	\$0	\$31,565	\$0	\$2,485	\$0	\$0	\$24,918	\$0	\$0	\$0	\$7,387	\$0	\$0	\$0
2020-21	61N	The Math and Science Academy of Charlott	\$250	\$4,000	\$0	\$2,000	\$1,500	\$1,100	\$5,100	\$500	\$500	\$500	\$0	\$0	\$0	\$0
2021-22	61N	The Math and Science Academy of Charlott	\$500	\$4,000	\$0	\$2,100	\$2,000	\$1,250	\$5,400	\$500	\$500	\$500	\$0	\$0	\$0	\$0
2022-23	61N	The Math and Science Academy of Charlott	\$750	\$4,000	\$0	\$2,250	\$2,000	\$1,300	\$6,000	\$500	\$500	\$500	\$0	\$0	\$0	\$0
2023-24	61N	The Math and Science Academy of Charlott	\$4,170	\$4,000	\$0	\$2,500	\$2,000	\$500	\$7,500	\$500	\$500	\$500	\$0	\$0	\$0	\$0
2024-25	61N	The Math and Science Academy of Charlott	\$1,500	\$7,000	\$0	\$2,500	\$3,000	\$1,600	\$7,500	\$500	\$500	\$500	\$0	\$0	\$0	\$0
2020-21	61X	Jackson Day School	\$0	\$26,650	\$0	\$5,000	\$4,000	\$16,000	\$0	\$8,000	\$4,500	\$0	\$9,650	\$0	\$0	\$0
2021-22	61X	Jackson Day School	\$0	\$35,000	\$0	\$3,500	\$7,500	\$17,500	\$0	\$18,000	\$14,500	\$0	\$16,825	\$0	\$0	\$0
2022-23	61X	Jackson Day School	\$0	\$46,700	\$0	\$4,500	\$7,500	\$22,000	\$0	\$17,500	\$20,000	\$0	\$18,900	\$0	\$0	\$0
2023-24	61X	Jackson Day School	\$0	\$47,000	\$20,000	\$10,000	\$8,000	\$24,000	\$0	\$20,000	\$22,000	\$0	\$24,000	\$0	\$0	\$0
2024-25	61X	Jackson Day School	\$0	\$65,550	\$0	\$7,500	\$15,000	\$30,000	\$0	\$25,000	\$25,000	\$0	\$22,000	\$3,000	\$0	\$0
2020-21	62L	Telra Institute	\$0	\$0	\$0	\$0	\$0	\$0	\$0	\$0	\$0	\$0	\$0	\$0	\$0	\$0
2021-22	62L	Telra Institute	\$0	\$0	\$0	\$0	\$0	\$0	\$0	\$0	\$0	\$0	\$0	\$0	\$0	\$0
2022-23	62L	Telra Institute	\$0	\$0	\$0	\$0	\$0	\$0	\$0	\$0	\$0	\$0	\$0	\$0	\$0	\$0
2023-24	62L	Telra Institute	\$0	\$0	\$0	\$0	\$0	\$0	\$0	\$0	\$0	\$0	\$0	\$0	\$0	\$0
2024-25	62L	Telra Institute	\$0	\$0	\$0	\$0	\$0	\$0	\$0	\$0	\$0	\$0	\$0	\$0	\$0	\$0
2020-21	62M	Bonnie Cone Leadership Academy	\$0	\$0	\$0	\$0	\$0	\$0	\$0	\$0	\$0	\$0	\$0	\$0	\$0	\$0
2021-22	62M	Bonnie Cone Leadership Academy	\$0	\$0	\$0	\$0	\$0	\$0	\$0	\$0	\$0	\$0	\$0	\$0	\$0	\$0
2022-23	62M	Bonnie Cone Leadership Academy	\$0	\$0	\$0	\$0	\$0	\$0	\$0	\$0	\$0	\$0	\$0	\$0	\$0	\$0
2023-24	62M	Bonnie Cone Leadership Academy	\$2,000	\$47,595	\$0	\$165,032	\$3,709	\$1,392	\$0	\$4,389	\$0	\$0	\$0	\$8,082	\$0	\$0
2024-25	62M	Bonnie Cone Leadership Academy	\$2,570	\$23,796	\$0	\$77,642	\$0	\$1,392	\$0	\$4,845	\$1,101	\$0	\$600	\$530	\$0	\$0



		Totals:	\$5,685,849	\$307,340,796	\$274,744,348	\$68,932,195	\$28,563,164	\$42,248,966	\$48,697,731	\$170,279,029	\$13,376,978	\$5,711,378	\$7,961,222	\$20,071,256	\$95,111,159	\$24,695,543
			Expenditures from PSU Funds							Amount Received by PSU						
SFY	PSU Number	PSU Name	Administering Association Fees	Salaries or stipends for coaches and faculties for duties associated solely with interscholastic athletics	Capital costs, including new construction, repair and renovation, and maintenance costs for existing athletic facilities	Uniform and equipment costs	Travel and transportation costs	Officiating costs	Other identified costs of more than \$5,000	Gate receipts	Concession sales	Merchandise sales	Student fees	Monetary and in-kind contributions from third-party organizations	State or local funding expended on capital costs for athletic facilities	Other identified sources of funds that provide more than \$5,000
2020-21	64A	Rocky Mount Preparatory	\$750	\$25,315	\$0	\$10,563	\$0	\$9,735	\$0	\$0	\$0	\$0	\$0	\$0	\$0	\$0
2021-22	64A	Rocky Mount Preparatory	\$750	\$36,110	\$0	\$17,989	\$0	\$11,434	\$0	\$0	\$0	\$0	\$0	\$0	\$0	\$0
2022-23	64A	Rocky Mount Preparatory	\$750	\$35,111	\$0	\$33,345	\$0	\$12,218	\$6,205	\$0	\$0	\$0	\$0	\$0	\$0	\$0
2023-24	64A	Rocky Mount Preparatory	\$750	\$50,867	\$0	\$35,189	\$0	\$13,132	\$14,947	\$0	\$0	\$0	\$0	\$0	\$0	\$0
2024-25	64A	Rocky Mount Preparatory	\$500	\$66,697	\$0	\$28,608	\$0	\$16,044	\$20,578	\$0	\$0	\$0	\$0	\$0	\$0	\$0
2020-21	65F	American Leadership Academy-Coastal	\$0	\$0	\$0	\$0	\$0	\$0	\$0	\$0	\$0	\$0	\$0	\$0	\$0	\$0
2021-22	65F	American Leadership Academy-Coastal	\$0	\$0	\$0	\$0	\$0	\$0	\$0	\$0	\$0	\$0	\$0	\$0	\$0	\$0
2022-23	65F	American Leadership Academy-Coastal	\$0	\$0	\$0	\$0	\$0	\$0	\$0	\$0	\$0	\$0	\$0	\$0	\$0	\$0
2023-24	65F	American Leadership Academy-Coastal	\$695	\$1,100	\$0	\$8,548	\$0	\$6,450	\$0	\$1,900	\$0	\$0	\$0	\$0	\$0	\$0
2024-25	65F	American Leadership Academy-Coastal	\$695	\$2,472	\$0	\$3,658	\$0	\$6,650	\$0	\$486	\$2,948	\$473	\$0	\$0	\$0	\$0
2020-21	65G	Girls Leadership Academy of Wilmington	\$0	\$0	\$0	\$0	\$0	\$0	\$0	\$0	\$0	\$0	\$0	\$0	\$0	\$0
2021-22	65G	Girls Leadership Academy of Wilmington	\$0	\$0	\$0	\$0	\$0	\$0	\$0	\$0	\$0	\$0	\$0	\$0	\$0	\$0
2022-23	65G	Girls Leadership Academy of Wilmington	\$0	\$0	\$0	\$0	\$0	\$0	\$0	\$0	\$0	\$0	\$0	\$0	\$0	\$0
2023-24	65G	Girls Leadership Academy of Wilmington	\$0	\$0	\$0	\$0	\$0	\$0	\$0	\$0	\$0	\$0	\$0	\$0	\$0	\$0
2024-25	65G	Girls Leadership Academy of Wilmington	\$0	\$0	\$0	\$0	\$0	\$0	\$0	\$0	\$0	\$0	\$0	\$0	\$0	\$0
2020-21	66A	KIPP Gaston College Preparatory	\$1,416	\$19,508	\$1,663	\$15,378	\$0	\$2,763	\$0	\$612	\$0	\$0	\$0	\$4,144	\$0	\$0
2021-22	66A	KIPP Gaston College Preparatory	\$2,987	\$28,470	\$11,200	\$0	\$0	\$13,693	\$11,063	\$20,983	\$5,900	\$0	\$0	\$2,339	\$0	\$0
2022-23	66A	KIPP Gaston College Preparatory	\$3,792	\$20,500	\$0	\$1,391	\$1,833	\$11,582	\$34,769	\$21,142	\$5,349	\$0	\$0	\$0	\$0	\$0
2023-24	66A	KIPP Gaston College Preparatory	\$2,577	\$37,250	\$0	\$26,891	\$4,076	\$9,339	\$15,541	\$17,753	\$4,775	\$0	\$0	\$4,573	\$0	\$0
2024-25	66A	KIPP Gaston College Preparatory	\$1,223	\$37,500	\$10,800	\$21,840	\$3,901	\$16,642	\$16,544	\$37,488	\$4,008	\$0	\$667	\$10,092	\$0	\$0
2020-21	68A	Eno River Academy	\$0	\$0	\$0	\$0	\$0	\$0	\$0	\$0	\$0	\$0	\$0	\$0	\$0	\$0
2021-22	68A	Eno River Academy	\$0	\$0	\$0	\$0	\$0	\$0	\$0	\$0	\$0	\$0	\$0	\$0	\$0	\$0
2022-23	68A	Eno River Academy	\$2,200	\$94,200	\$7,000	\$15,000	\$0	\$21,000	\$12,000	\$26,000	\$7,000	\$12,670	\$17,675	\$10,000	\$0	\$0
2023-24	68A	Eno River Academy	\$2,200	\$96,000	\$7,000	\$17,000	\$0	\$21,000	\$12,000	\$28,000	\$7,000	\$5,000	\$20,000	\$10,000	\$0	\$0
2024-25	68A	Eno River Academy	\$2,218	\$113,596	\$13,200	\$17,000	\$0	\$21,073	\$13,800	\$24,437	\$8,104	\$1,525	\$19,750	\$0	\$0	\$0
2020-21	69A	Arapahoe Charter School	\$0	\$0	\$0	\$0	\$0	\$0	\$0	\$0	\$0	\$0	\$0	\$0	\$0	\$0
2021-22	69A	Arapahoe Charter School	\$0	\$0	\$0	\$0	\$0	\$0	\$0	\$0	\$0	\$0	\$0	\$0	\$0	\$0
2022-23	69A	Arapahoe Charter School	\$0	\$10,737	\$0	\$2,000	\$0	\$0	\$0	\$0	\$0	\$0	\$0	\$0	\$0	\$0
2023-24	69A	Arapahoe Charter School	\$0	\$10,779	\$0	\$5,577	\$0	\$1,423	\$0	\$5,618	\$380	\$398	\$30	\$852	\$0	\$0
2024-25	69A	Arapahoe Charter School	\$0	\$17,059	\$211,348	\$11,494	\$0	\$3,640	\$17,054	\$7,285	\$3,280	\$1,112	\$0	\$6,795	\$0	\$0
2020-21	70A	Northeast Academy of Aerospace & AdvTech	\$0	\$0	\$0	\$0	\$0	\$0	\$0	\$0	\$0	\$0	\$0	\$0	\$0	\$0
2021-22	70A	Northeast Academy of Aerospace & AdvTech	\$0	\$9,500	\$0	\$10,507	\$4,505	\$0	\$0	\$0	\$0	\$0	\$0	\$0	\$0	\$0
2022-23	70A	Northeast Academy of Aerospace & AdvTech	\$0	\$9,500	\$0	\$11,122	\$14,578	\$0	\$0	\$0	\$0	\$6,774	\$0	\$0	\$0	\$0
2023-24	70A	Northeast Academy of Aerospace & AdvTech	\$0	\$9,500	\$0	\$5,521	\$32,103	\$0	\$0	\$0	\$0	\$16,468	\$0	\$2,800	\$0	\$0
2024-25	70A	Northeast Academy of Aerospace & AdvTech	\$0	\$8,350	\$0	\$7,179	\$29,242	\$0	\$9,500	\$0	\$0	\$9,853	\$0	\$0	\$0	\$0
2020-21	73B	Roxboro Community School	\$0	\$0	\$0	\$0	\$0	\$0	\$0	\$0	\$0	\$0	\$0	\$0	\$0	\$0
2021-22	73B	Roxboro Community School	\$0	\$0	\$0	\$0	\$0	\$0	\$0	\$0	\$0	\$0	\$0	\$0	\$0	\$0
2022-23	73B	Roxboro Community School	\$0	\$0	\$0	\$0	\$0	\$0	\$0	\$0	\$0	\$0	\$0	\$0	\$0	\$0
2023-24	73B	Roxboro Community School	\$0	\$0	\$0	\$0	\$0	\$0	\$0	\$0	\$0	\$0	\$0	\$0	\$0	\$0
2024-25	73B	Roxboro Community School	\$0	\$0	\$0	\$0	\$0	\$0	\$0	\$0	\$0	\$0	\$0	\$0	\$0	\$0
2020-21	76A	Uwharrie Charter Academy	\$3,651	\$49,369	\$107,166	\$43,490	\$0	\$37,380	\$8,020	\$19,151	\$0	\$0	\$0	\$0	\$0	\$35,752
2021-22	76A	Uwharrie Charter Academy	\$12,416	\$50,187	\$27,647	\$94,626	\$2,307	\$76,743	\$116	\$80,973	\$0	\$0	\$0	\$0	\$0	\$71,375
2022-23	76A	Uwharrie Charter Academy	\$10,292	\$144,870	\$2,639	\$34,158	\$3,336	\$123,262	\$0	\$117,741	\$0	\$0	\$0	\$0	\$0	\$118,703
2023-24	76A	Uwharrie Charter Academy	\$16,375	\$79,437	\$81,393	\$165,426	\$0	\$92,401	\$0	\$70,785	\$34,455	\$0	\$0	\$9,553	\$0	\$205,016
2024-25	76A	Uwharrie Charter Academy	\$23,861	\$127,264	\$0	\$136,735	\$77	\$73,649	\$0	\$110,269	\$0	\$6,904	\$0	\$20,230	\$0	\$112,602
2020-21	79A	Bethany Community School	\$0	\$0	\$0	\$0	\$0	\$0	\$0	\$0	\$0	\$0	\$0	\$0	\$0	\$0

		Totals:	\$5,685,849	\$307,340,796	\$274,744,348	\$68,932,195	\$28,563,164	\$42,248,966	\$48,697,731	\$170,279,029	\$13,376,978	\$5,711,378	\$7,961,222	\$20,071,256	\$95,111,159	\$24,695,543
			Expenditures from PSU Funds							Amount Received by PSU						
SFY	PSU Number	PSU Name	Administering Association Fees	Salaries or stipends for coaches and faculties for duties associated solely with interscholastic athletics	Capital costs, including new construction, repair and renovation, and maintenance costs for existing athletic facilities	Uniform and equipment costs	Travel and transportation costs	Officiating costs	Other identified costs of more than \$5,000	Gate receipts	Concession sales	Merchandise sales	Student fees	Monetary and in-kind contributions from third-party organizations	State or local funding expended on capital costs for athletic facilities	Other identified sources of funds that provide more than \$5,000
2021-22	79A	Bethany Community School	\$250	\$34,000	\$0	\$22,686	\$4,059	\$20,375	\$0	\$18,157	\$0	\$0	\$0	\$8,244	\$0	\$0
2022-23	79A	Bethany Community School	\$250	\$51,765	\$0	\$33,152	\$8,159	\$22,000	\$0	\$47,631	\$0	\$0	\$0	\$12,000	\$0	\$0
2023-24	79A	Bethany Community School	\$338	\$57,490	\$0	\$29,603	\$7,798	\$25,000	\$0	\$43,648	\$0	\$0	\$0	\$25,000	\$0	\$0
2024-25	79A	Bethany Community School	\$524	\$42,346	\$0	\$26,475	\$4,073	\$24,700	\$0	\$36,641	\$0	\$0	\$0	\$0	\$0	\$0
2020-21	80C	Faith Academy	\$0	\$0	\$0	\$0	\$0	\$0	\$0	\$0	\$0	\$0	\$0	\$0	\$0	\$0
2021-22	80C	Faith Academy	\$0	\$0	\$0	\$0	\$0	\$0	\$0	\$0	\$0	\$0	\$0	\$0	\$0	\$0
2022-23	80C	Faith Academy	\$0	\$0	\$0	\$0	\$0	\$0	\$0	\$0	\$0	\$0	\$0	\$0	\$0	\$0
2023-24	80C	Faith Academy	\$0	\$24,500	\$5,000	\$15,000	\$10,000	\$3,500	\$0	\$3,000	\$2,000	\$4,000	\$0	\$0	\$0	\$0
2024-25	80C	Faith Academy	\$0	\$23,500	\$0	\$27,116	\$0	\$6,383	\$0	\$5,414	\$0	\$5,894	\$0	\$3,951	\$0	\$0
2020-21	81A	Thomas Jefferson Classical Academy	\$2,870	\$53,175	\$1,500	\$112,173	\$4,398	\$19,441	\$44,919	\$28,117	\$0	\$0	\$0	\$952	\$0	\$0
2021-22	81A	Thomas Jefferson Classical Academy	\$1,715	\$74,953	\$4,092	\$15,259	\$6,705	\$16,984	\$84,273	\$48,254	\$316	\$0	\$0	\$10,458	\$0	\$0
2022-23	81A	Thomas Jefferson Classical Academy	\$914	\$115,969	\$2,844	\$47,189	\$8,481	\$23,907	\$82,050	\$53,083	\$0	\$0	\$0	\$16,126	\$0	\$11,949
2023-24	81A	Thomas Jefferson Classical Academy	\$1,039	\$196,477	\$21,070	\$60,797	\$5,210	\$31,845	\$54,233	\$82,399	\$0	\$0	\$0	\$28,158	\$15,297	\$0
2024-25	81A	Thomas Jefferson Classical Academy	\$356	\$278,313	\$18,354	\$14,850	\$11,453	\$24,724	\$20,500	\$59,068	\$16,619	\$0	\$0	\$751	\$10,600	\$0
2020-21	81B	Lake Lure Classical Academy	\$500	\$20,260	\$0	\$0	\$0	\$10,831	\$0	\$3,255	\$3,255	\$0	\$0	\$7,888	\$0	\$0
2021-22	81B	Lake Lure Classical Academy	\$150	\$16,840	\$0	\$0	\$0	\$16,616	\$0	\$3,392	\$3,392	\$0	\$0	\$20,300	\$0	\$0
2022-23	81B	Lake Lure Classical Academy	\$1,575	\$14,700	\$0	\$765	\$0	\$21,197	\$0	\$2,691	\$2,691	\$0	\$0	\$20,852	\$0	\$0
2023-24	81B	Lake Lure Classical Academy	\$0	\$17,125	\$0	\$0	\$0	\$19,952	\$0	\$12,714	\$12,714	\$0	\$0	\$11,102	\$0	\$0
2024-25	81B	Lake Lure Classical Academy	\$900	\$15,100	\$0	\$0	\$0	\$22,925	\$0	\$5,450	\$5,450	\$0	\$0	\$29,121	\$0	\$0
2020-21	84B	Gray Stone Day School	\$0	\$0	\$0	\$0	\$0	\$0	\$0	\$0	\$0	\$0	\$0	\$0	\$0	\$0
2021-22	84B	Gray Stone Day School	\$0	\$0	\$0	\$0	\$0	\$0	\$0	\$0	\$0	\$0	\$0	\$0	\$0	\$0
2022-23	84B	Gray Stone Day School	\$0	\$0	\$0	\$0	\$0	\$0	\$0	\$0	\$0	\$0	\$0	\$0	\$0	\$0
2023-24	84B	Gray Stone Day School	\$6,800	\$74,520	\$3,000	\$27,500	\$4,500	\$22,000	\$32,000	\$51,600	\$0	\$0	\$0	\$1,200	\$0	\$0
2024-25	84B	Gray Stone Day School	\$6,215	\$52,350	\$0	\$16,169	\$1,200	\$26,066	\$39,396	\$44,557	\$0	\$0	\$0	\$0	\$0	\$14,000
2020-21	86T	Millennium Charter Academy	\$0	\$8,700	\$0	\$0	\$0	\$0	\$0	\$0	\$0	\$0	\$0	\$0	\$0	\$0
2021-22	86T	Millennium Charter Academy	\$0	\$10,100	\$0	\$0	\$0	\$0	\$0	\$0	\$0	\$0	\$0	\$0	\$0	\$0
2022-23	86T	Millennium Charter Academy	\$0	\$9,800	\$0	\$0	\$0	\$0	\$0	\$0	\$0	\$0	\$0	\$0	\$0	\$0
2023-24	86T	Millennium Charter Academy	\$0	\$11,200	\$0	\$0	\$0	\$0	\$0	\$0	\$0	\$0	\$0	\$0	\$0	\$0
2024-25	86T	Millennium Charter Academy	\$0	\$10,850	\$0	\$0	\$0	\$0	\$0	\$0	\$0	\$0	\$0	\$0	\$0	\$0
2020-21	90A	Union Academy Charter School	\$0	\$139,006	\$0	\$31,087	\$7,596	\$14,619	\$0	\$7,044	\$1,688	\$0	\$63,981	\$0	\$0	\$8,625
2021-22	90A	Union Academy Charter School	\$0	\$162,927	\$0	\$66,509	\$26,809	\$30,834	\$0	\$50,350	\$7,498	\$0	\$98,226	\$0	\$0	\$17,066
2022-23	90A	Union Academy Charter School	\$0	\$164,734	\$0	\$100,254	\$39,087	\$35,184	\$0	\$78,951	\$13,608	\$0	\$83,443	\$0	\$0	\$17,019
2023-24	90A	Union Academy Charter School	\$619	\$156,610	\$31,513	\$92,626	\$29,595	\$36,214	\$8,181	\$34,739	\$12,977	\$0	\$119,046	\$0	\$0	\$33,489
2024-25	90A	Union Academy Charter School	\$0	\$206,000	\$3,900	\$75,181	\$59,888	\$39,500	\$16,096	\$65,193	\$5,112	\$0	\$125,675	\$0	\$0	\$39,000
2020-21	90B	Union Day School	\$0	\$0	\$0	\$0	\$0	\$0	\$0	\$0	\$0	\$0	\$0	\$0	\$0	\$0
2021-22	90B	Union Day School	\$0	\$0	\$0	\$0	\$0	\$0	\$0	\$0	\$0	\$0	\$0	\$0	\$0	\$0
2022-23	90B	Union Day School	\$0	\$0	\$0	\$0	\$0	\$0	\$0	\$0	\$0	\$0	\$0	\$0	\$0	\$0
2023-24	90B	Union Day School	\$4,283	\$17,292	\$0	\$4,144	\$0	\$1,295	\$0	\$0	\$0	\$0	\$22,111	\$0	\$0	\$0
2024-25	90B	Union Day School	\$987	\$10,786	\$0	\$4,539	\$456	\$3,358	\$19,412	\$1,740	\$0	\$0	\$24,810	\$0	\$0	\$0
2020-21	90C	Union Preparatory Academy at Indian Trail	\$0	\$0	\$0	\$0	\$0	\$0	\$0	\$0	\$0	\$0	\$0	\$0	\$0	\$0
2021-22	90C	Union Preparatory Academy at Indian Trail	\$0	\$0	\$0	\$0	\$0	\$0	\$0	\$0	\$0	\$0	\$0	\$0	\$0	\$0
2022-23	90C	Union Preparatory Academy at Indian Trail	\$0	\$0	\$0	\$0	\$0	\$0	\$0	\$0	\$0	\$0	\$0	\$0	\$0	\$0
2023-24	90C	Union Preparatory Academy at Indian Trail	\$0	\$9,800	\$0	\$10,500	\$0	\$4,920	\$0	\$0	\$0	\$0	\$7,000	\$0	\$0	\$30,000
2024-25	90C	Union Preparatory Academy at Indian Trail	\$0	\$6,600	\$0	\$560	\$0	\$4,640	\$0	\$0	\$0	\$0	\$7,950	\$0	\$0	\$0
2020-21	90G	ALA Monroe	\$0	\$0	\$0	\$0	\$0	\$0	\$0	\$0	\$0	\$0	\$0	\$0	\$0	\$0
2021-22	90G	ALA Monroe	\$0	\$0	\$0	\$0	\$0	\$0	\$0	\$0	\$0	\$0	\$0	\$0	\$0	\$0

		Totals:	\$5,685,849	\$307,340,796	\$274,744,348	\$68,932,195	\$28,563,164	\$42,248,966	\$48,697,731	\$170,279,029	\$13,376,978	\$5,711,378	\$7,961,222	\$20,071,256	\$95,111,159	\$24,695,543
			Expenditures from PSU Funds							Amount Received by PSU						
SFY	PSU Number	PSU Name	Administering Association Fees	Salaries or stipends for coaches and faculties for duties associated solely with interscholastic athletics	Capital costs, including new construction, repair and renovation, and maintenance costs for existing athletic facilities	Uniform and equipment costs	Travel and transportation costs	Officiating costs	Other identified costs of more than \$5,000	Gate receipts	Concession sales	Merchandise sales	Student fees	Monetary and in-kind contributions from third-party organizations	State or local funding expended on capital costs for athletic facilities	Other identified sources of funds that provide more than \$5,000
2022-23	90G	ALA Monroe	\$0	\$0	\$0	\$0	\$0	\$0	\$0	\$0	\$0	\$0	\$0	\$0	\$0	\$0
2023-24	90G	ALA Monroe	\$0	\$0	\$0	\$0	\$0	\$0	\$0	\$0	\$0	\$0	\$0	\$0	\$0	\$0
2024-25	90G	ALA Monroe	\$0	\$0	\$0	\$0	\$0	\$0	\$0	\$0	\$0	\$0	\$0	\$0	\$0	\$0
2020-21	91A	Vance Charter School	\$421	\$27,716	\$0	\$15,936	\$1,550	\$7,600	\$8,860	\$27,057	N/A		\$0	\$0	\$0	\$0
2021-22	91A	Vance Charter School	\$100	\$37,945	\$0	\$61,097	\$3,395	\$22,950	\$13,582	\$44,324	N/A		\$0	\$0	\$0	\$0
2022-23	91A	Vance Charter School	\$334	\$59,072	\$0	\$59,450	\$1,680	\$25,500	\$26,100	\$42,003	N/A		\$0	\$0	\$0	\$0
2023-24	91A	Vance Charter School	\$335	\$63,499	\$0	\$61,460	\$3,000	\$25,340	\$22,277	\$54,072	\$17,831		\$0	\$0	\$6,200	\$0
2024-25	91A	Vance Charter School	\$336	\$64,268	\$0	\$52,798	\$4,000	\$22,800	\$21,987	\$76,537	\$21,649		\$0	\$0	\$0	\$0
2020-21	91B	Henderson Collegiate	\$0	\$0	\$0	\$0	\$0	\$0	\$0	\$0	\$0	\$0	\$0	\$0	\$0	\$0
2021-22	91B	Henderson Collegiate	\$0	\$0	\$0	\$0	\$0	\$0	\$0	\$0	\$0	\$0	\$0	\$0	\$0	\$0
2022-23	91B	Henderson Collegiate	\$0	\$0	\$0	\$0	\$0	\$0	\$0	\$0	\$0	\$0	\$0	\$0	\$0	\$0
2023-24	91B	Henderson Collegiate	\$0	\$0	\$0	\$0	\$0	\$0	\$0	\$0	\$0	\$0	\$0	\$0	\$0	\$0
2024-25	91B	Henderson Collegiate	\$0	\$80,750	\$0	\$36,000	\$0	\$40,255	\$0	\$21,225	\$5,890		\$0	\$0	\$0	\$0
2020-21	92F	Franklin Academy	\$1,612	\$3,353	\$0	\$8,830	\$0	\$242	\$10,527	\$0	\$0	\$0	\$0	\$0	\$0	\$0
2021-22	92F	Franklin Academy	\$4,669	\$32,325	\$0	\$16,539	\$0	\$1,233	\$18,993	\$0	\$0	\$0	\$0	\$0	\$0	\$0
2022-23	92F	Franklin Academy	\$6,797	\$37,683	\$19,730	\$22,400	\$0	\$2,122	\$23,740	\$0	\$0	\$0	\$0	\$0	\$0	\$0
2023-24	92F	Franklin Academy	\$7,028	\$43,053	\$0	\$15,564	\$1,117	\$546	\$19,434	\$0	\$125,000		\$0	\$26,382	\$260	\$125,000
2024-25	92F	Franklin Academy	\$10,531	\$47,627	\$0	\$14,326	\$724	\$422	\$25,979	\$0	\$0	\$0	\$0	\$0	\$0	\$0
2020-21	92G	East Wake Academy	\$653	\$38,900	\$0	\$16,983	\$4,713	\$8,175	\$0	\$0	\$0	\$0	\$0	\$0	\$0	\$0
2021-22	92G	East Wake Academy	\$900	\$61,690	\$0	\$10,174	\$7,554	\$17,650	\$0	\$0	\$0		\$6,050	\$0	\$0	\$0
2022-23	92G	East Wake Academy	\$1,482	\$70,000,00	\$0	\$9,901	\$10,879	\$21,402	\$0	\$0	\$0	\$0	\$6,450	\$0	\$0	\$0
2023-24	92G	East Wake Academy	\$412	\$70,000	\$0	\$0	\$27,272	\$19,500	\$0	\$0	\$0	\$0	\$19,413	\$0	\$0	\$0
2024-25	92G	East Wake Academy	\$400	\$73,450	\$65,506	\$4,500	\$14,757.36	\$18,446	\$0	\$0	\$0	\$0	\$13,383	\$0	\$0	\$0
2020-21	92K	Raleigh Charter High School	\$2,152	\$7,800	\$0	\$2,097	\$0	\$1,398	\$4,991	\$803	\$0	\$0	\$0	\$5,686	\$0	\$7,871
2021-22	92K	Raleigh Charter High School	\$900	\$20,600	\$0	\$2,313	\$210	\$5,954	\$3,627	\$708	\$0	\$0	\$0	\$4,844	\$0	\$32,701
2022-23	92K	Raleigh Charter High School	\$1,675	\$33,600	\$0	\$1,241	\$630	\$8,313	\$33,835	\$8,890	\$0	\$0	\$0	\$2,601	\$0	\$20,668
2023-24	92K	Raleigh Charter High School	\$1,560	\$33,300	\$0	\$3,037	\$1,958	\$8,704	\$34,952	\$8,360	\$0	\$0	\$0	\$2,167	\$0	\$24,004
2024-25	92K	Raleigh Charter High School	\$1,276	\$33,800	\$0	\$3,925	\$980	\$9,529	\$34,954	\$6,948	\$0	\$0	\$0	\$300	\$0	\$20,580
2020-21	92P	Southern Wake Academy	\$3,000	\$22,000	\$3,058	\$12,000	\$6,000	\$32,293	\$0	\$0	\$0	\$0	\$0	\$0	\$0	\$0
2021-22	92P	Southern Wake Academy	\$900	\$24,359	\$0	\$13,816	\$0	\$14,419	\$0	\$15,390	\$1,502	\$188	\$0	\$8,483	\$0	\$0
2022-23	92P	Southern Wake Academy	\$1,280	\$32,216	\$15,000	\$8,805	\$0	\$12,221	\$0	\$0	\$0	\$0	\$0	\$0	\$0	\$0
2023-24	92P	Southern Wake Academy	\$1,275	\$22,000	\$0	\$12,640	\$2,547	\$16,542	\$0	\$22,853	\$0	\$0	\$0	\$7,526	\$0	\$0
2024-25	92P	Southern Wake Academy	\$1,300	\$30,700	\$2,490	\$19,141	\$2,400	\$21,294	\$0	\$20,009	\$0	\$0	\$0	\$9,624	\$0	\$0
2020-21	92T	Triangle Math and Science Academy	\$1,120	\$36,500	\$0	\$9,500	\$13,301	\$10,500	\$0	\$0	\$0	\$0	\$5,300	\$0	\$0	\$0
2021-22	92T	Triangle Math and Science Academy	\$1,250	\$43,000	\$0	\$10,500	\$16,967	\$13,700	\$0	\$0	\$0	\$0	\$6,800	\$0	\$0	\$0
2022-23	92T	Triangle Math and Science Academy	\$1,275	\$47,000	\$0	\$12,307	\$15,000	\$14,366	\$0	\$0	\$560	\$0	\$8,000	\$0	\$0	\$0
2023-24	92T	Triangle Math and Science Academy	\$1,300	\$48,000	\$0	\$15,069	\$29,698	\$19,944	\$16,284	\$22,569	\$540	\$0	\$8,600	\$2,821	\$0	\$0
2024-25	92T	Triangle Math and Science Academy	\$0	\$357,188	\$141,126	\$15,069	\$44,664	\$25,000	\$16,284	\$28,594	\$761	\$0	\$4,225	\$12,795	\$0	\$0
2020-21	92U	Longleaf School of the Arts	\$0	\$0	\$0	\$0	\$0	\$0	\$0	\$0	\$0	\$0	\$0	\$0	\$0	\$0
2021-22	92U	Longleaf School of the Arts	\$0	\$0	\$0	\$0	\$0	\$0	\$0	\$0	\$0	\$0	\$0	\$0	\$0	\$0
2022-23	92U	Longleaf School of the Arts	\$0	\$0	\$0	\$0	\$0	\$0	\$0	\$0	\$0	\$0	\$0	\$0	\$0	\$0
2023-24	92U	Longleaf School of the Arts	\$0	\$0	\$0	\$0	\$0	\$0	\$0	\$0	\$0	\$0	\$0	\$0	\$0	\$0
2024-25	92U	Longleaf School of the Arts	\$0	\$0	\$0	\$0	\$0	\$0	\$0	\$0	\$0	\$0	\$0	\$0	\$0	\$0
2020-21	93A	Haliwa-Saponi Tribal School	\$0	\$0	\$0	\$0	\$0	\$0	\$0	\$0	\$0	\$0	\$0	\$0	\$0	\$0
2021-22	93A	Haliwa-Saponi Tribal School	\$0	\$0	\$0	\$0	\$0	\$0	\$0	\$0	\$0	\$0	\$0	\$0	\$0	\$0
2022-23	93A	Haliwa-Saponi Tribal School	\$0	\$0	\$0	\$0	\$0	\$0	\$0	\$0	\$0	\$0	\$0	\$0	\$0	\$0

		Totals:	\$5,685,849	\$307,340,796	\$274,744,348	\$68,932,195	\$28,563,164	\$42,248,966	\$48,697,731	\$170,279,029	\$13,376,978	\$5,711,378	\$7,961,222	\$20,071,256	\$95,111,159	\$24,695,543
			Expenditures from PSU Funds							Amount Received by PSU						
SFY	PSU Number	PSU Name	Administering Association Fees	Salaries or stipends for coaches and faculties for duties associated solely with interscholastic athletics	Capital costs, including new construction, repair and renovation, and maintenance costs for existing athletic facilities	Uniform and equipment costs	Travel and transportation costs	Officiating costs	Other identified costs of more than \$5,000	Gate receipts	Concession sales	Merchandise sales	Student fees	Monetary and in-kind contributions from third-party organizations	State or local funding expended on capital costs for athletic facilities	Other identified sources of funds that provide more than \$5,000
2023-24	93A	Haliwa-Saponi Tribal School	\$0	\$0	\$0	\$0	\$0	\$0	\$0	\$0	\$0	\$0	\$0	\$0	\$0	\$0
2024-25	93A	Haliwa-Saponi Tribal School	\$0	\$0	\$0	\$0	\$0	\$0	\$0	\$0	\$0	\$0	\$0	\$0	\$0	\$0
2020-21	93L	Central Wake Charter High School	\$0	\$0	\$0	\$0	\$0	\$0	\$0	\$0	\$0	\$0	\$0	\$0	\$0	\$0
2021-22	93L	Central Wake Charter High School	\$0	\$0	\$0	\$0	\$0	\$0	\$0	\$0	\$0	\$0	\$0	\$0	\$0	\$0
2022-23	93L	Central Wake Charter High School	\$0	\$0	\$0	\$0	\$0	\$0	\$0	\$0	\$0	\$0	\$0	\$0	\$0	\$0
2023-24	93L	Central Wake Charter High School	\$0	\$0	\$0	\$0	\$0	\$0	\$0	\$0	\$0	\$0	\$0	\$0	\$0	\$0
2024-25	93L	Central Wake Charter High School	\$0	\$0	\$0	\$0	\$0	\$0	\$0	\$0	\$0	\$0	\$0	\$0	\$0	\$0
2020-21	96F	Wayne Preparatory	\$580	\$10,299	\$0	\$5,565	\$375	\$0	\$0	\$6,400	\$3,600	\$0	\$0	\$1,600	\$0	\$0
2021-22	96F	Wayne Preparatory	\$7,425	\$49,145	\$0	\$34,147	\$10,667	\$0	\$0	\$12,544	\$10,540	\$0	\$0	\$3,000	\$0	\$0
2022-23	96F	Wayne Preparatory	\$4,059	\$91,047	\$0	\$61,640	\$75	\$0	\$0	\$16,451	\$17,500	\$0	\$0	\$3,500	\$0	\$0
2023-24	96F	Wayne Preparatory	\$2,300	\$96,081	\$0	\$7,697	\$1	\$0	\$0	\$17,540	\$12,000	\$0	\$0	\$8,000	\$0	\$0
2024-25	96F	Wayne Preparatory	\$3,169	\$80,455	\$0	\$1,432	\$0	\$0	\$0	\$18,600	\$15,440	\$0	\$0	\$5,500	\$0	\$0
2020-21	98A	Sallie B Howard School	\$0	\$3,230	\$0	\$825	\$0	\$0	\$0	\$0	\$0	\$0	\$0	\$0	\$0	\$0
2021-22	98A	Sallie B Howard School	\$1,000	\$55,538	\$0	\$25,794	\$317	\$9,739	\$0	\$3,494	\$0	\$0	\$0	\$0	\$0	\$0
2022-23	98A	Sallie B Howard School	\$2,925	\$65,429	\$0	\$10,186	\$7,100	\$12,783	\$9,155	\$3,190	\$0	\$0	\$0	\$0	\$0	\$0
2023-24	98A	Sallie B Howard School	\$1,000	\$92,300	\$0	\$52,203	\$10,735	\$14,194	\$8,175	\$20,445	\$0	\$0	\$0	\$0	\$0	\$0
2024-25	98A	Sallie B Howard School	\$2,000	\$84,687	\$0	\$35,594	\$9,994	\$16,140	\$0	\$18,229	\$0	\$0	\$0	\$0	\$0	\$0
2020-21	98B	Wilson Preparatory Academy	\$3,918	\$12,700	\$0	\$20,684	\$777	\$3,129	\$0	\$3,988	\$0	\$0	\$1,500	\$6,552	\$0	\$0
2021-22	98B	Wilson Preparatory Academy	\$2,830	\$56,140	\$364,220	\$86,540	\$9,308	\$15,935	\$11,023	\$60,399	\$5,018	\$0	\$2,600	\$250	\$264,220	\$0
2022-23	98B	Wilson Preparatory Academy	\$1,647	\$80,934	\$291,371	\$66,806	\$20,119	\$15,638	\$26,664	\$91,820	\$11,222	\$0	\$2,700	\$250	\$291,371	\$0
2023-24	98B	Wilson Preparatory Academy	\$1,940	\$81,836	\$49,845	\$49,172	\$11,724	\$18,389	\$37,091	\$126,834	\$14,290	\$0	\$2,850	\$0	\$49,845	\$0
2024-25	98B	Wilson Preparatory Academy	\$2,480	\$72,885	\$1,856,603	\$80,121	\$12,705	\$30,065	\$27,930	\$78,998	\$7,398	\$0	\$2,950	\$0	\$1,856,603	\$0