



# NCORR

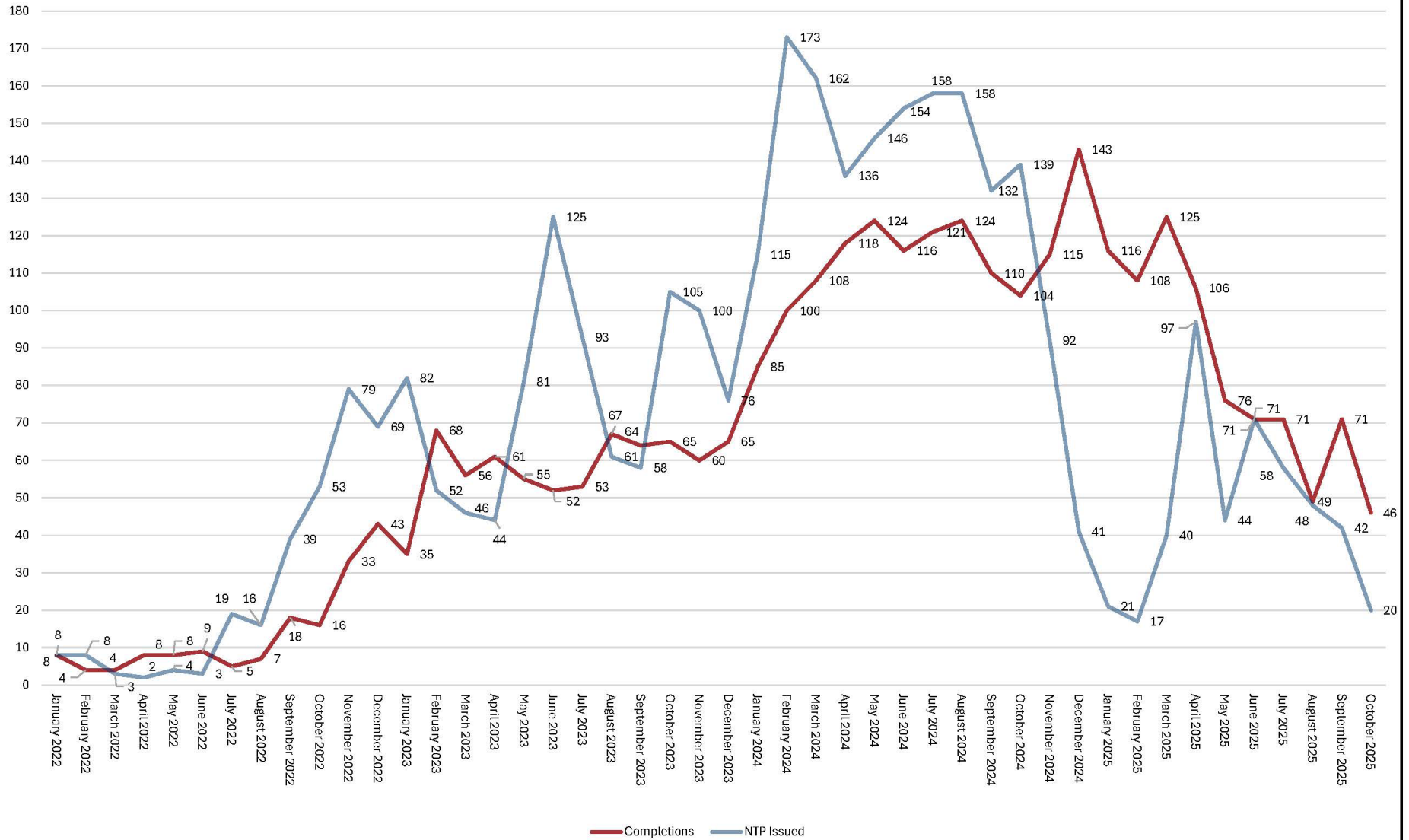
NORTH CAROLINA OFFICE OF RECOVERY AND RESILIENCY

## NCORR PRESENTATION TO JOINT LEGISLATIVE COMMISSION ON GOVERNMENTAL OPERATIONS

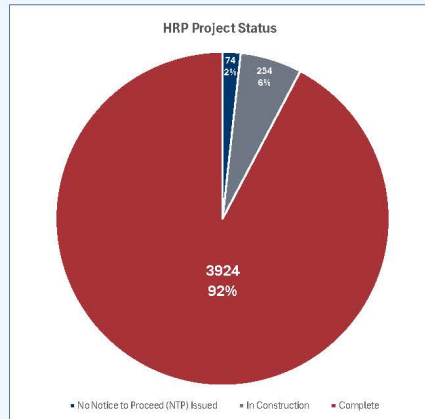


November 2025

# NTP's Issued and Completions/Month



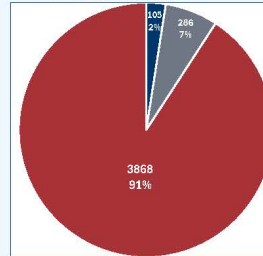
October 2025



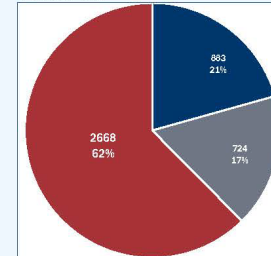
HRP Program Status	Count
All Applications	10348
Ineligible/Withdrawn	6070
Projects Transferred to 3rd Party	26
Projects	4252
No NTP	74
In Construction	254
Complete	3924

Project Type	Average Days	Average Costs
Rehab	98	\$79,400.00
Recon + Elevation	228	\$252,900.00
Recon	176	\$252,600.00
Modular + Elevation	155	\$281,500.00
Modular	171	\$258,600.00
MHU Replace + Elevation	126	\$154,700.00
MHU Replace	84	\$148,500.00

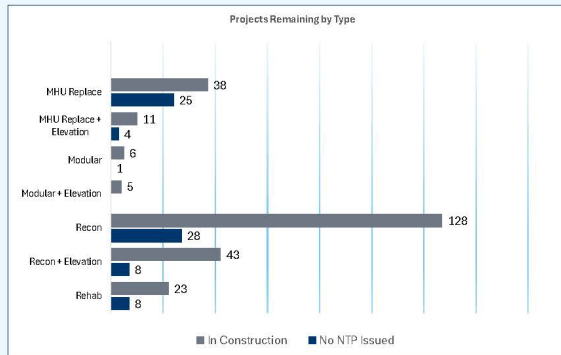
September 2025



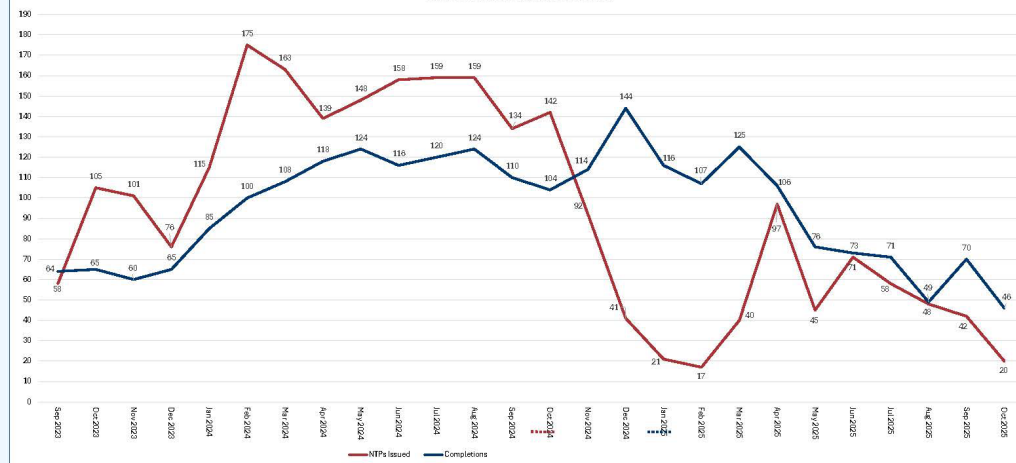
October 2024



Remaining Projects: 328



NTPs Issued and Completions Per Month




11/18/2025

Columbus County | October 2025

## Funding By Status

**\$112M**  
Total Construction  
Funding



Columbus County | Projects on Hold

Application	Address	Construction Type	Hold Type	Reason	Hold Duration
APP-06345	Pine Circle Dr	Recon + Elevation	Applicant Initiated Hold	10/22/25 - HO has delinquent taxes that need to be paid in order for the GC to obtain the COO.	34

NOTE: UNRESOLVED HOLDS WILL BE WITHDRAWN AFTER 30 DAYS OF NOTICE.



**583**

Completed

Construction Complete, Utilities Reconnected, Key Turnover, Warranties



**32**

In Construction

Notice to Proceed Issued, Hammers Swinging, Inspections

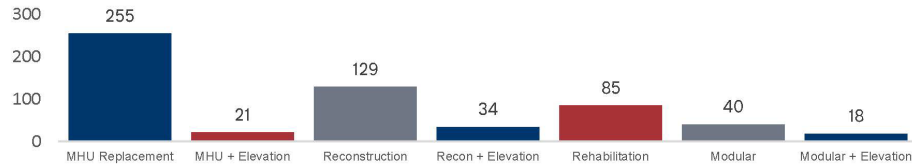


**5**

Pre-construction

Contractor Award, Permitting, Relocation, Scheduling, Preconstruction Walkthrough

## Completed Construction



## Average Cost in a 12 Month Period

**\$248K**  
Reconstruction

**\$139K**  
Manufactured Housing

**\$29K**  
Rehabilitation

## Projects on Hold

**1**

See page 5 for project list.

## Statewide Stats

**73**

Active Contractors

**20**

Notices to Proceed

**252**

Active Construction Sites

**46**

Completions (Month)

The North Carolina Office of Recovery and Resiliency is a division of the NC Department of Public Safety.



The North Carolina Office of Recovery and Resiliency is a division of the NC Department of Public Safety.



Grant	HRP Allocation	Admin, Planning, Other Programs Allocation	Total Allocated	HRP Expenditures	Admin, Planning, Other Programs Expended	Total Expended	HRP Encumb/Obligations	Admin, Planning, Other Programs Encumb/Obligations	Total Obligations	HRP Remaining Balance Available	Admin, Planning, Other Remaining Balance Available
Florence	\$ 457,144,299	\$ 85,043,176	\$ 542,187,475	\$ 458,874,005	\$ 71,999,773	\$ 530,873,778	\$ -	\$ 13,272,918	\$ 13,272,918	\$ (1,729,706)	\$ (229,516)
Matthew	\$ 207,635,032	\$ 28,893,968	\$ 236,529,000	\$ 206,786,910	\$ 28,589,943	\$ 235,376,854	\$ 848,122	\$ 304,024	\$ 1,152,146	\$ -	\$ (0)
Fred		\$ 13,186,000	\$ 13,186,000		\$ 674,813	\$ 674,813		\$ 12,511,187	\$ 12,511,187	\$ -	\$ -
MIT	\$ 47,138,177	\$ 155,547,823	\$ 202,686,000	\$ 44,161,627	\$ 67,156,635	\$ 111,318,262		\$ 88,406,724	\$ 88,406,724	\$ 2,976,550	\$ (15,536)
HRP Other State	\$ 10,587,650		\$ 10,587,650	\$ 4,803,444		\$ 4,803,444	\$ 5,786,633		\$ 5,786,633	\$ (2,427)	\$ -
\$30m State Funds	\$ 30,000,000		\$ 30,000,000	\$ 30,000,000		\$ 30,000,000			\$ -	\$ -	\$ -
\$50m State Funds	\$ 50,000,000		\$ 50,000,000	\$ 49,999,337		\$ 49,999,337			\$ -	\$ 663	\$ -
\$217m State Funds	\$ 217,000,000		\$ 217,000,000	\$ 131,610,819		\$ 131,610,819	\$ -		\$ -	\$ 85,389,181	\$ -
<b>Total</b>	<b>\$ 1,019,505,159</b>	<b>\$ 282,670,966</b>	<b>\$ 1,302,176,125</b>	<b>\$ 926,236,143</b>	<b>\$ 168,421,165</b>	<b>\$ 1,094,657,308</b>	<b>\$ 6,634,755</b>	<b>\$ 114,494,853</b>	<b>\$ 121,129,608</b>	<b>\$ 86,634,261</b>	<b>\$ (245,051)</b>

Reports Dated November 7, 2025; last updated November 14, 2025 2:45pm

We are currently working to review all Purchase Order encumbrances shown. It is highly likely these PO encumbrances can be reduced significantly which will reduce or eliminate the negative HRP federal funds balances.

NCORR staff is currently working to reconcile the activities in the DRGR federal system to the projects in the NCPS accounting system.

#### HRP Projects

Unawarded	11				
Awarded No NTP	55				
In Construction	244				
Complete	3,941				
Total Projects	4,251				
Total Applications	10,348	Benchmark for Projects with NTP:	3890	Benchmark for Unawarded Projects:	40
As of November 14, 2025		Actual Projects with NTP:	4,185	Actual Unawarded Projects:	11

#### NCORR FTE Count

Program	Headcount
Community Development	4
Homeowner Recovery Program	67
Programmatic Support	32
<b>Total NCORR FTEs</b>	<b>103</b>

As of November 14, 2025

#### HGA Staff Augmentation

Project	Count	Hours
Project Management Office	1	104.00
Communications	2	56.50
Finance	9	1,019.00

As of October 31, 2025





# NCOOR

NORTH CAROLINA OFFICE OF RECOVERY AND RESILIENCY

# THANK YOU