



Governor's Crime Commission

Joint Legislative Oversight Committee on Justice and Public Safety

December 11, 2025

Caroline Farmer, Executive Director

Governor's Crime Commission

The Governor's Crime Commission (GCC) is the chief advisory body to the Governor and the Secretary of the Department of Public Safety on crime and justice issues.

Governor's Crime Commission

- ▶ The GCC serves as the State Administering Agency for USDOJ federal grants to help victims of crime and law enforcement.
- ▶ Grants are generally awarded on a competitive basis. Eligibility varies by federal grant program, but funds are primarily awarded to non-profit organizations and local governments – i.e. local law enforcement.
- ▶ For FY2025, 81% of GCCs administrative funding comes from the federal government.

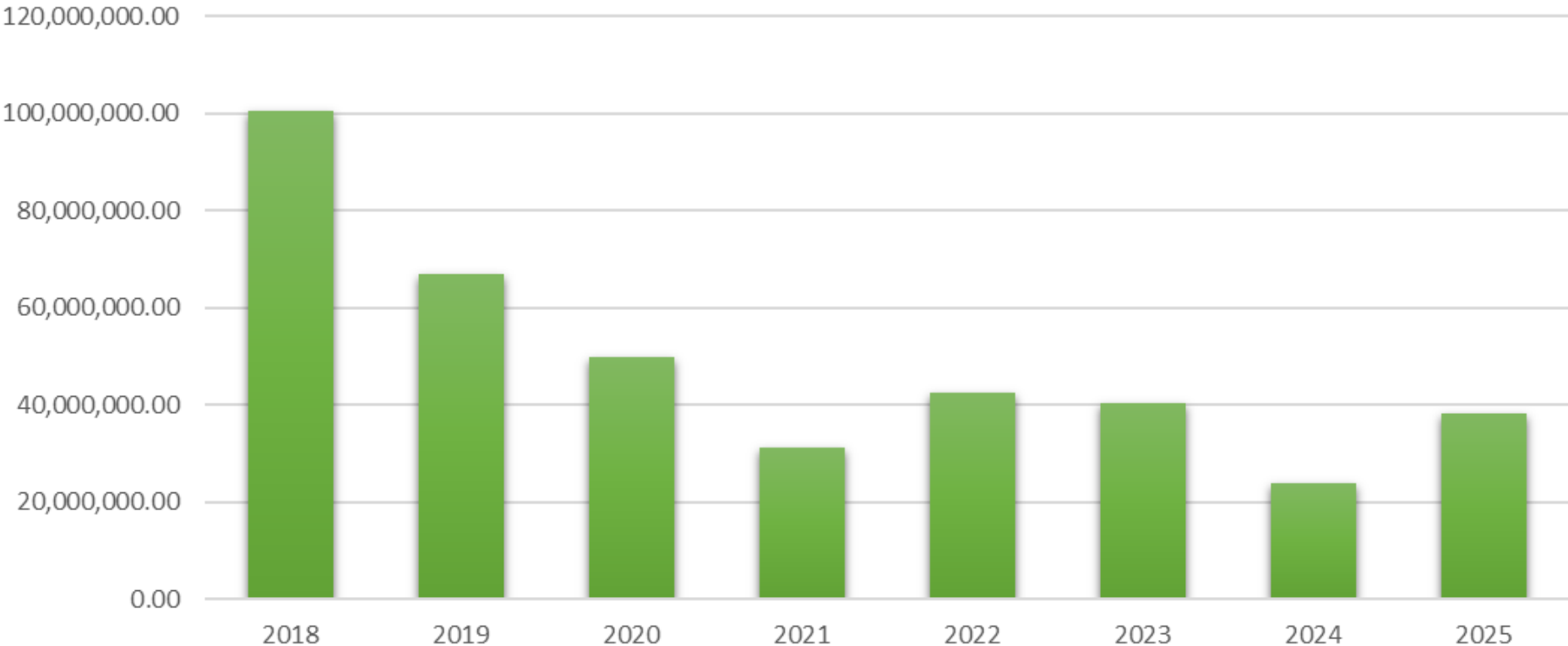
Budget

- ▶ GCC's budget varies every year and is based on a percentage of federal grants administered.
 - VOCA administrative funding has fluctuated almost a million dollars a year in recent years. Roughly 20% of the total budget.
- ▶ GCC state budget is approximately a million each year
 - Some is required as match for grants and
 - Some is required to avoid supplanting
- ▶ Federal dollars must be used for federal activities.
 - Ex. Staff paid with VOCA money cannot work on other grants or projects.

VOCA - Victims of Crime Act

- ▶ \$40 million
- ▶ GCC's largest grant & funds most of staff
- ▶ Federal mandate to fund DIRECT SERVICES to Victims of Crime
 - Child victims (Child Advocacy Centers)
 - Women and other domestic violence/ sexual assault victims (DV/SA providers across the state)
- ▶ DOES NOT FUND -> Research, Planning, Capital Improvements, Law Enforcement, or Prevention

NC VOCA FUNDING for SUBGRANTS



VAWA – Violence Against Women Act

- ▶ \$4.9 Million
- ▶ Federal mandate to fund programs to improve criminal justice responses to domestic violence, sexual assault, stalking, etc.
 - Ex. Law enforcement, prosecutor, judicial programs
 - state/local government especially courts
 - nonprofits

Juvenile Justice (Title II and CJA)

- ▶ \$1.2M & \$500k
- ▶ Federal mandates funding address certain areas within juvenile delinquency and prevention efforts including system change. Funds programs to improve the investigation and prosecution of child abuse and neglect cases.

Byrne JAG- Justice Assistance

- ▶ \$5.2 Million
- ▶ Funds mostly equipment, accreditation, and mental health grants for local law enforcement organizations.

Byrne SCIP- State Crisis Intervention

- ▶ \$4.4 Million
- ▶ Funds specialty courts, DV intervention programs, and violent crisis intervention behavioral programs mostly to local government.

Others

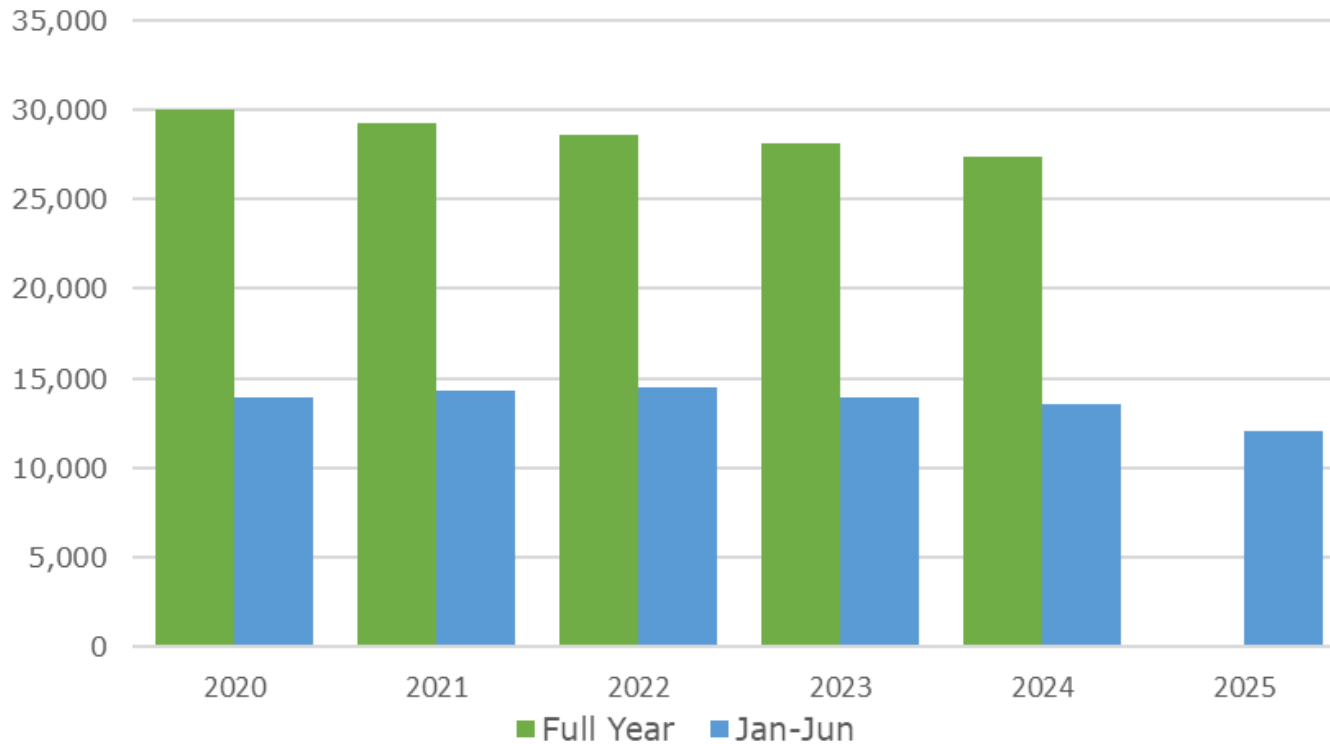
- ▶ **SASP – Sexual Assault Service Providers**
 - \$1.1 Million that provides assistance for sexual assault victims
- ▶ **Paul Coverdell:**
 - \$650k funds forensic science and medical examiner/coroner services
- ▶ **RSAT – Residential Substance Abuse Treatment:**
 - \$750k funds substance abuse treatment programs in correctional and detention facilities
- ▶ **PSN – Project Safe Neighborhood**
 - Fiscal agent for US Attorneys

Criminal Justice Analysis Center (CJAC)

- ▶ CJAC provides:
 - Interpretation and utilization of statistical information related to crime and the criminal justice system. (See Trends)
 - Annual reports to Governor and Legislature
 - Some grant program evaluation
- ▶ Creation of a criminal justice analytics data dashboard justicedataportal.nc.gov
 - NIBRS and traffic stop data by county
- ▶ Criminal Justice Data Advisory Group

Decrease in Reported Incidents of Violent Offenses

Figure 1. Incidents Involving a Violent Offense

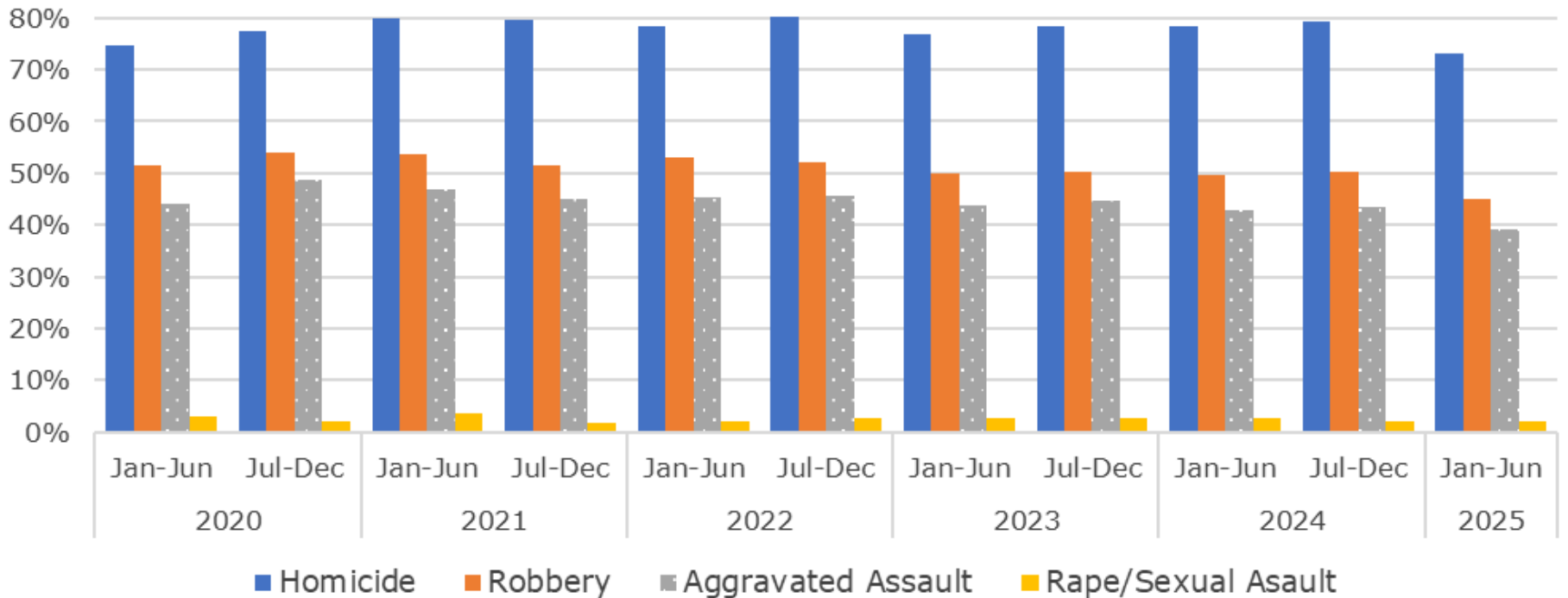


-11%
Total
Violent Crime
from Jan- June
2025 compared to
the same period in
2024

CJAC analyzed a subset of 259 law enforcement agencies that report regularly to the National Incident Based Reporting System from January through June 2025

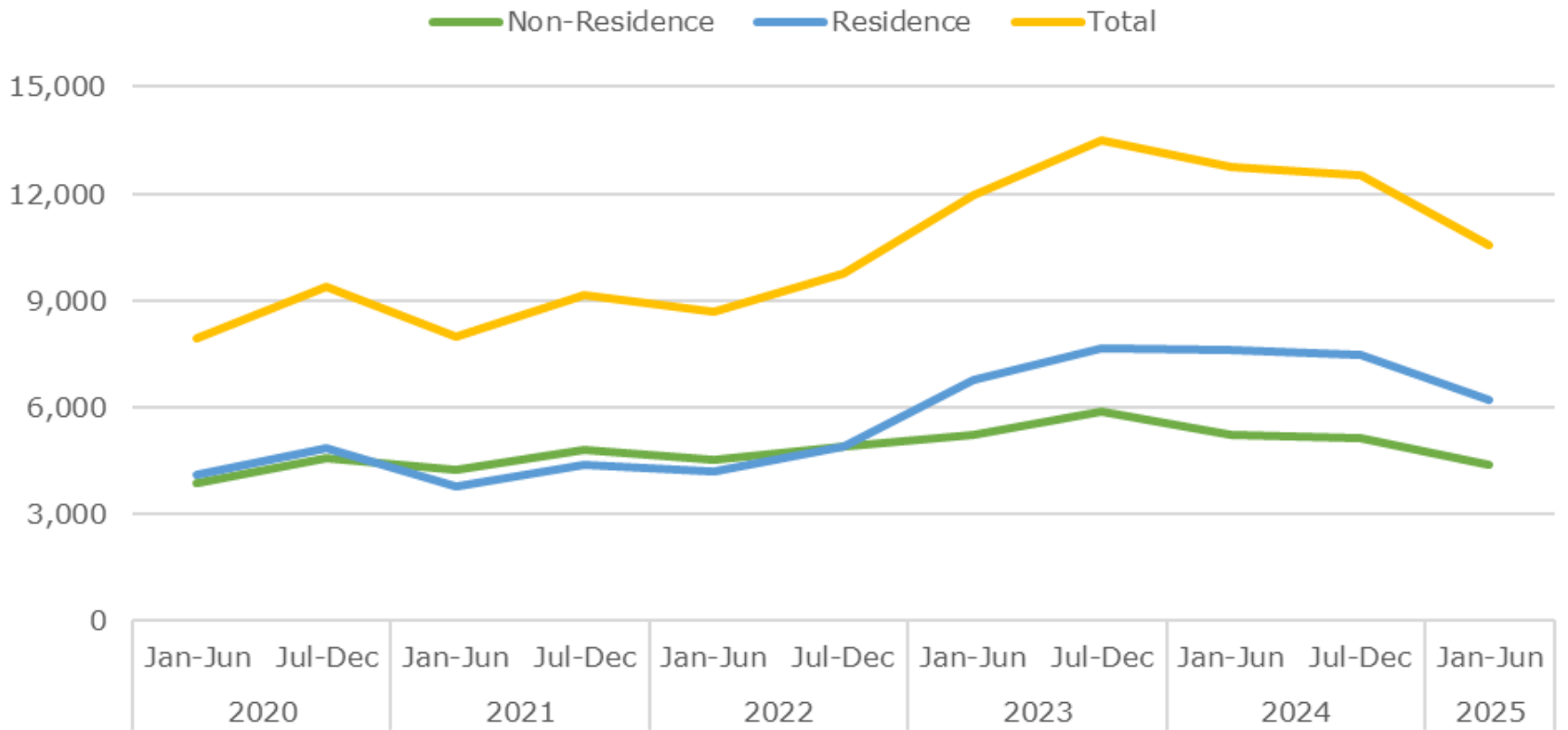
Use of a Firearm Continued to Decrease for Violent Offenses in 2025 – Approximately 5% Lower than Same Period in 2024

Figure 2. Percent of Incidents with Firearms Involved



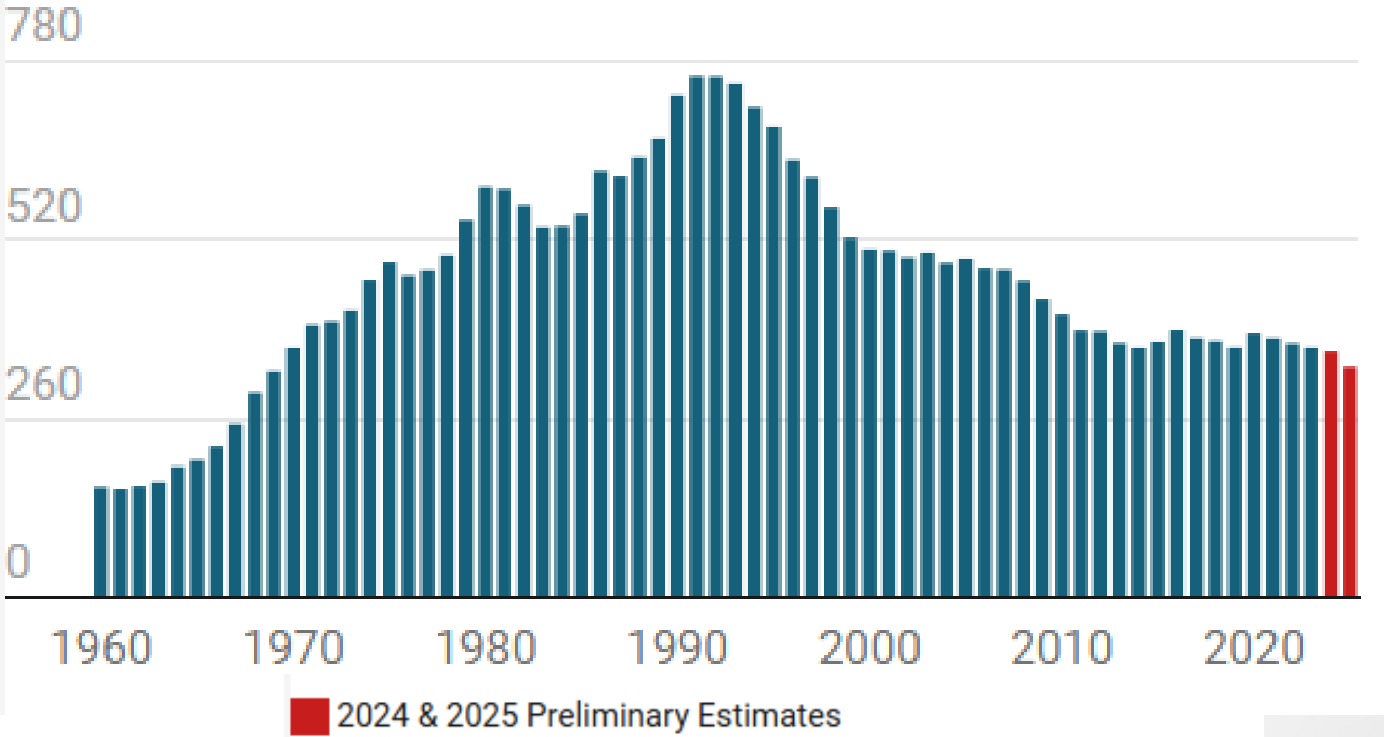
17% Decline in Motor Vehicle Thefts from Spike in 2023

Figure 4. Motor Vehicle Thefts by Location



National trend: violent crime

Violent Crime Rate



Preliminary estimates derived from RTCI.

Source: FBI & RTCI • [Get the data](#) • Created with [Datawrapper](#)



Questions?

