


Division of Air Quality Overview

**Joint Legislative Commission on Governmental Operations
Subcommittee on Transportation/Natural and Economic Resources**

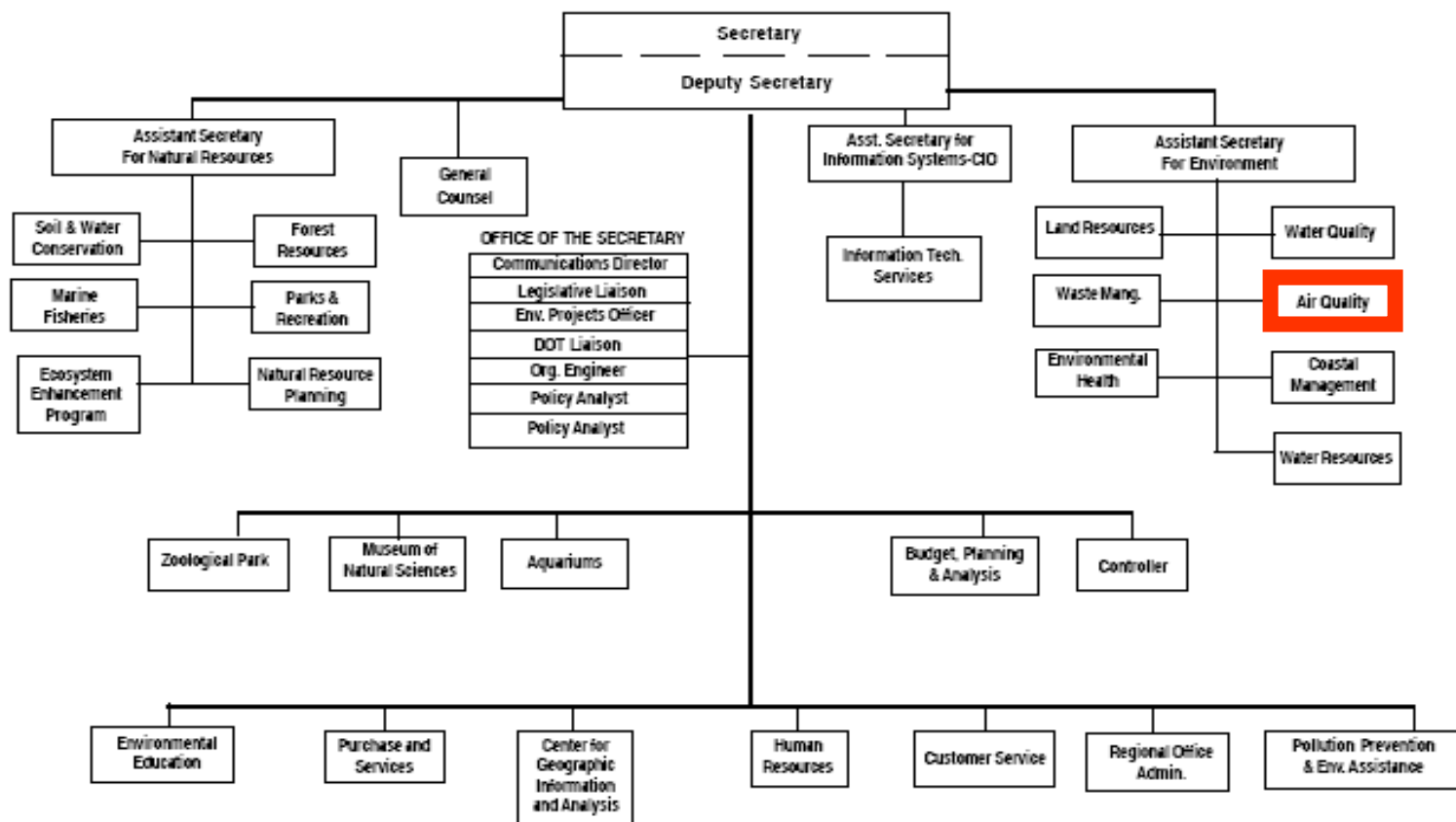
February 5, 2008



FISCAL RESEARCH DIVISION
A Staff Agency of the North Carolina General Assembly

DAQ within DENR

North Carolina Department of Environment and Natural Resources Organization Chart



08.07

DAQ's Mission

*Protect and improve outdoor air quality
for the health and benefit of all*

- Permit and inspect stationary air emissions sources
- Work with inspection programs for motor vehicles
- Monitor air quality and establish standards
- Educate and inform the public
- Develop State Implementation Plans (SIP) in non-attainment areas

Permitting: 2 Types

- **Title V** – larger facilities
 - Federally mandated
 - 330 facilities
 - Examples: power plants, paper plants, chemical plants
 - Inspected yearly
- **Non-Title V** – smaller facilities
 - 3,000 facilities
 - Examples: asphalt plants, quarries
 - Inspected at least every 5 years



Mobile Sources

Inspection/Maintenance Program

- Jointly with Division of Motor Vehicles
- Check on-board diagnostics
- Receive \$0.65 per inspection

Maintain your vehicle.
We all need clean air.



Learn more at www.ncair.org

Proper maintenance can improve gas mileage, reduce air pollution and save you money.



Don't ignore your
Check Engine Light!

Monitoring

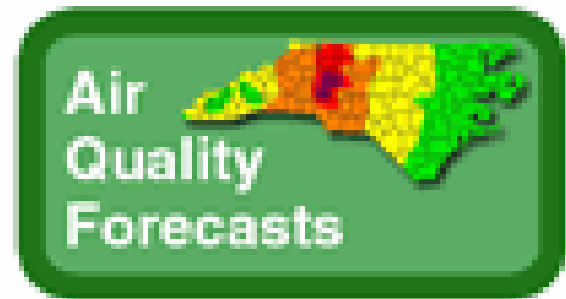
- **Ambient**

- Monitors across the state for amount of pollutants being released
- Concerned with nitrogen oxides, sulfur dioxide, carbon monoxide, ozone, and fine particle pollutants

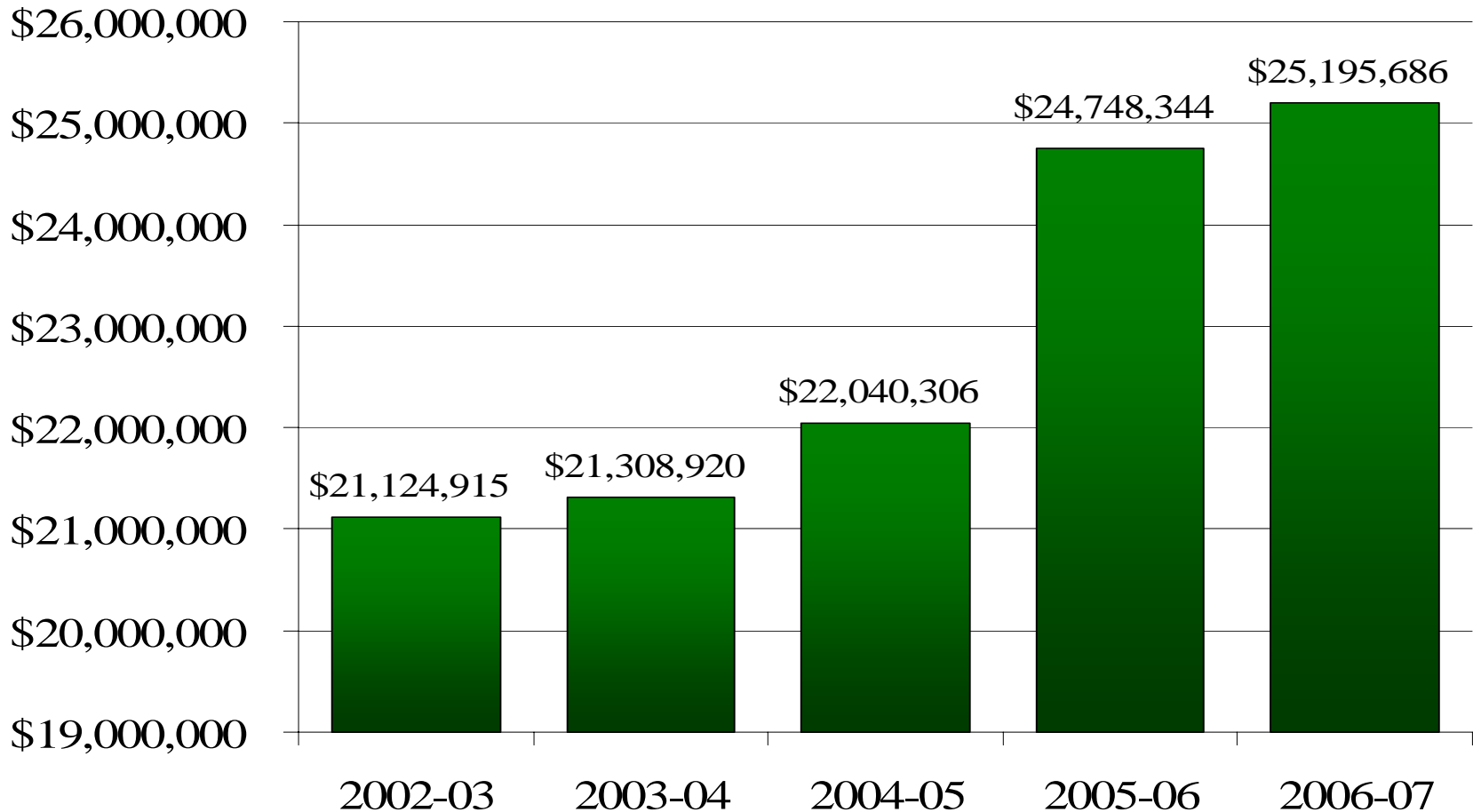
- **Toxic**

- Implement rules for control of toxic pollutants
- Conduct air monitoring in concerned communities
- Provide emergency air monitoring from accidents
- Assist state & local governments and business communities

Public Education

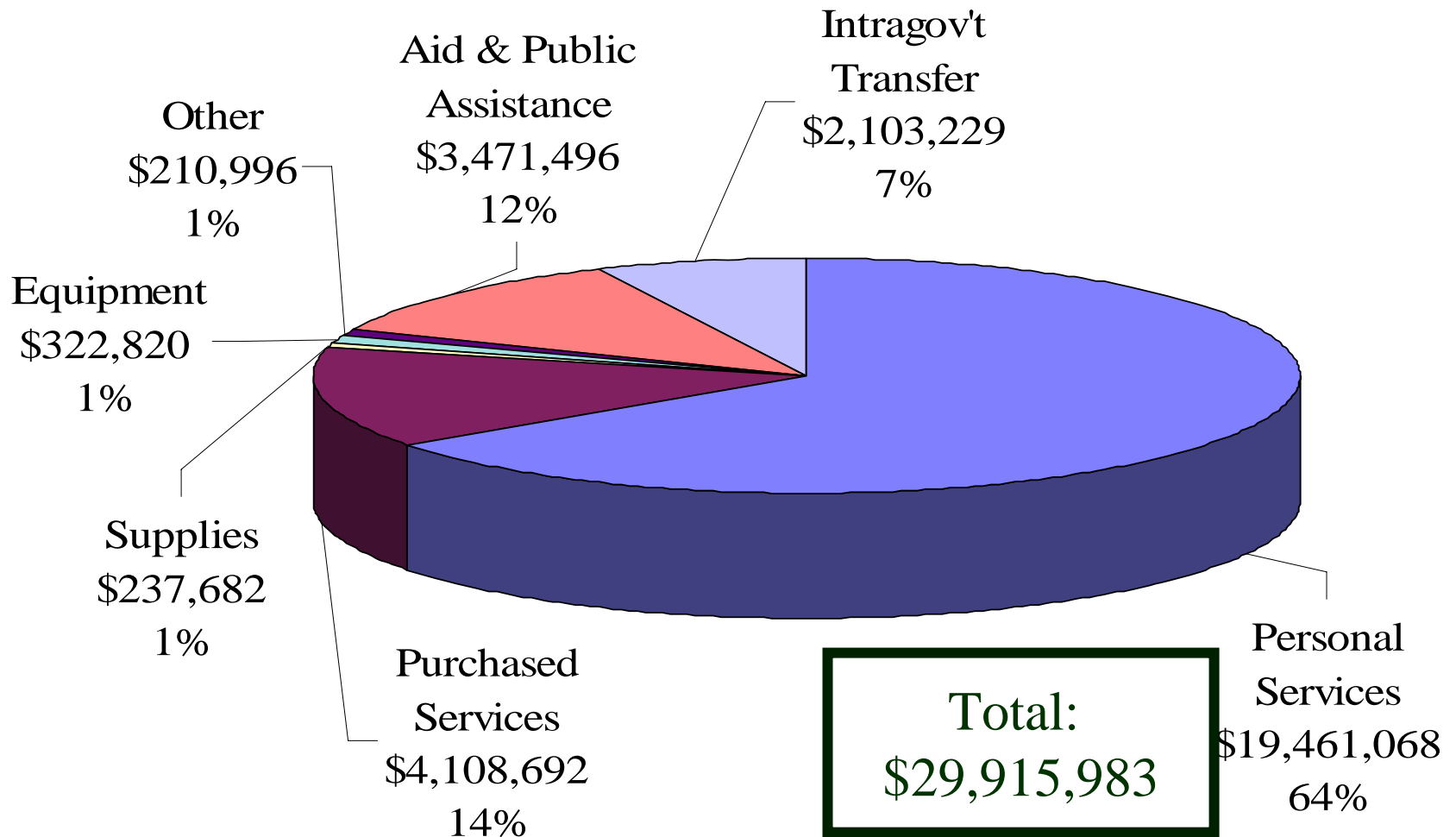


DAQ: 5-Year Budget History



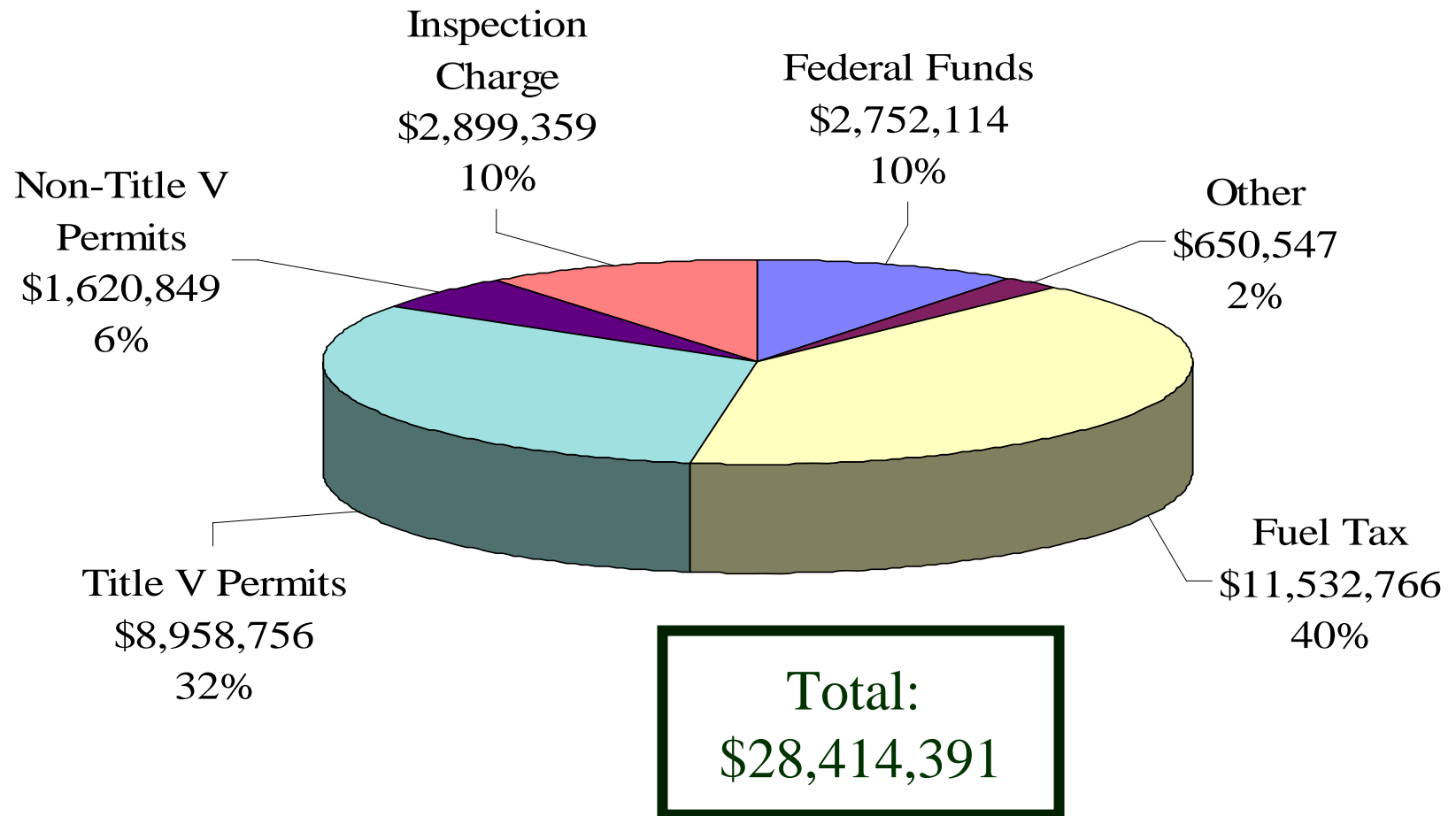
DAQ 2007-08

Expenditures (Authorized)

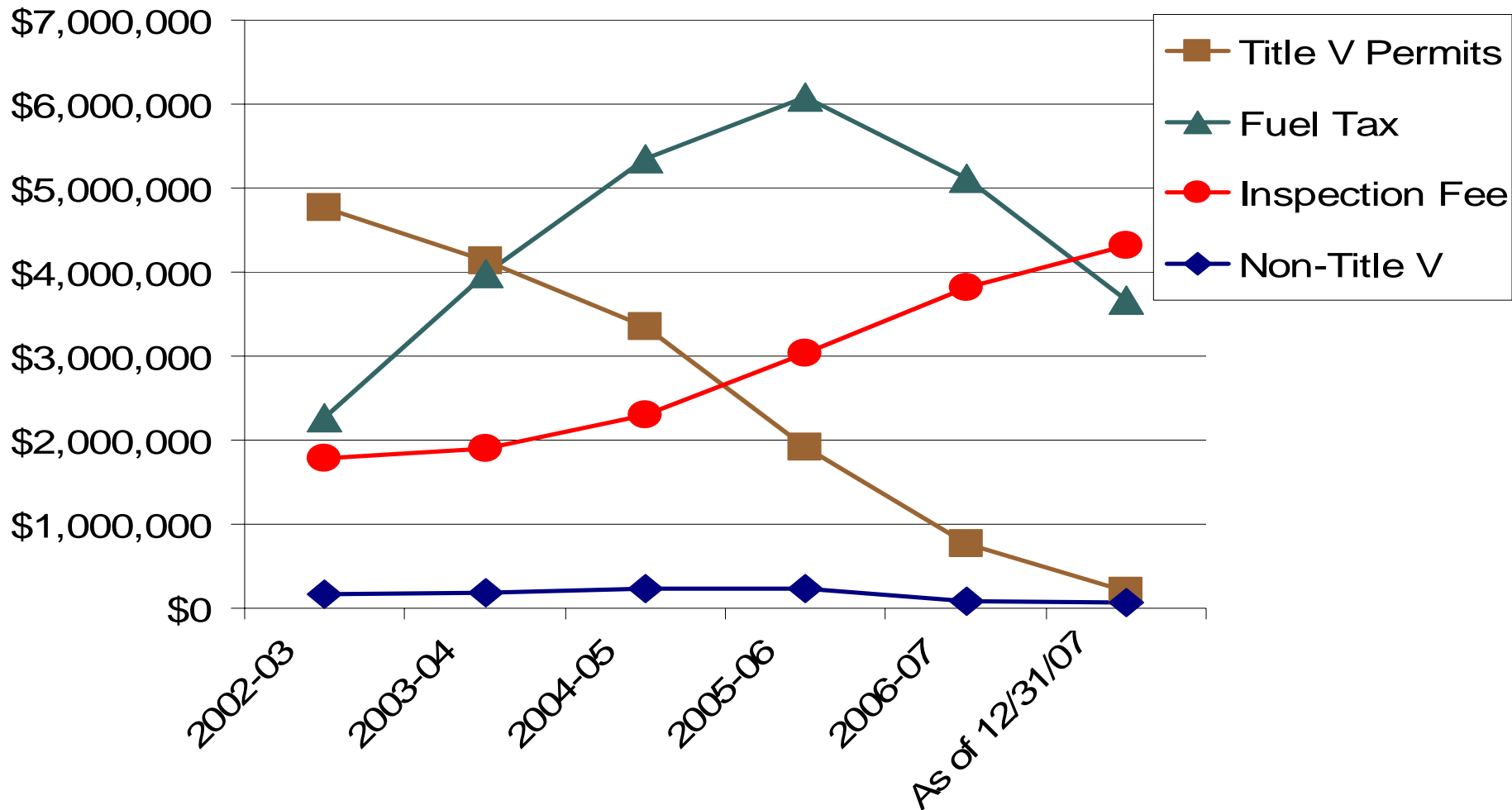


DAQ 2007-08

Receipts (Authorized)



DAQ Fund Balances



Title V: 5-Year Expenditure History

	Actual FY 2003-04	Actual FY 2004-05	Actual FY 2005-06	Actual FY 2006-07	Authorized FY 2007-08
Personal Services	\$6,224,447	\$6,744,960	\$7,240,349	\$7,731,869	\$7,957,973
Purchased Services	\$1,226,717	\$847,026	\$774,219	\$493,294	\$515,808
Supplies	\$102,193	\$63,900	\$49,531	\$27,714	\$5,840
Equipment	\$123,116	\$179,537	\$107,311	\$118,363	\$5,303
Other	\$10,190	\$8,868	\$11,987	\$10,924	\$695
Aid & Public Assistance	\$186,252	\$94,365	\$62,224	\$73,910	\$80,000
Intragov't Transfer	\$962,584	\$836,143	\$970,533	\$302,311	\$393,136
Total Expenditures	\$8,835,499	\$8,774,799	\$9,216,154	\$8,758,386	\$8,958,755