

**The North Carolina State Board of Dental
Examiners**

Annual Report to

The Secretary of State, the Attorney General

And

**The Joint Legislative Administrative Procedure
Oversight Committee**

**Submitted
October 28, 2016**

The North Carolina State Board of Dental Examiners submits the following information as required by N.C. Gen. Stat. §93B-2.

Section 1: Board Members and Officers, August 2015 – July 2016

Dr. Stanley L. Allen, Past President 706 Summit Avenue Greensboro, NC 27405	O (336) 378-1150 FX (336) 273-7110
Dr. Clifford O. Feingold, President 4 Stuart Circle Asheville, NC 28804	O (828) 258-8390 FX (828) 670-7107
Dr. David A. Howdy, 1103 Brown Street Washington, NC 27889	O (252) 946-3355 FX (252) 948-0578
Dr. Kenneth M. Sadler 201 Charlois Boulevard Winston-Salem, NC 27103	O (336) 331-3500 FX (336) 331-3504
Dr. William M. Litaker, Jr., Sec/Treas. 270 Third Avenue NW Hickory, NC 28601	O (828) 327-8136 FX (828) 327-7106
Dr. Merlin W. Young Post Office Box 2050 Wendell, NC 27591	O (919) 365-7416 FX (919) 365-7933
Ms. Carla J. Stack, RDH 14450 Adair Manor Court Charlotte, NC 28277	O (704) 540-2255 FX (704) 542-7281
E. Clark Jenkins, Consumer Member 26 Creekside Way Asheville, NC 28804	H (828) 254-2950

Section 1(a): Total number of licensees as of 30 Sept. 2016

Dentists:	6,008
Dental Hygienists:	7,874

Section 2: Number of persons who applied for examination

The North Carolina State Board of Dental Examiners is a member of the American Dental Examination (ADEX) which has developed a clinical examination for dentistry and dental hygiene that is offered in 35 states and is accepted in 45. Candidates for dental/dental hygiene licensure do not apply directly to the Board for admission to the examination. Several thousand graduates of dental schools throughout the 35 member states are eligible to apply for licensure in NC upon passing the examination.

The Board also accepts the Council of Interstate Testing Agencies (CITA) clinical hygiene examination for dental hygiene. Candidates for dental hygiene licensure do not apply directly to the Board for admission to the examination. CITA is a regional testing agency composed of seven member states (Alabama, Kentucky, Louisiana, North Carolina, Puerto Rico, U.S. Virgin Islands, and West Virginia). Applicants who pass the examination may apply for a dental hygiene license in any of the member states. In 2015, there were 248 applicants for the CITA dental hygiene examination in North Carolina.

[See attached reports from Regional Testing Agencies]

Section 3: The number refused examination

Applicants are not allowed to apply for the examination until all educational prerequisites are met. Therefore, no applicants were refused admission to either the ADEX dental or CITA dental hygiene examinations.

Section 4: The number who took the examination

In 2015, CITA examined a total of 248 dental hygiene candidates in North Carolina.

In 2015, several thousand candidates took the ADEX clinical examination for dentistry as offered by two regional testing agencies in 35 states.

Section 5: Number to whom initial licenses were issued

In 2015, 233 applicants applied for a dental license in North Carolina. All 233 were granted a dental license. Two hundred twenty eight [228] applicants applied for a dental hygiene license. All 228 were granted a dental hygiene license.

Section 5(a): Number who failed the examination

See attached reports from the two regional testing agencies (CDCA and CITA) offering the ADEX dental examination.

Six [6] candidates failed and did not re-take the CITA dental hygiene examination in North Carolina in 2015.

Section 6: Application for License by credentials

Licensure by credentials is the process through which licensees in other states may apply for a North Carolina license based on their experience and a safe practice record. No additional clinical examination is required for those who qualify. In 2015, 57 dentists and 73 dental hygienists from other states applied for licensure by credentials.

Section 7: License by Credentials Issued

In 2015, the Board licensed 57 dentists and 72 dental hygienists from other states through the credentialing process. One dental hygienist who applied for licensure by credentials was denied.

Section 7(a): Number of Official complaints involving licensed and unlicensed activity

218 complaints were received and investigated in 2015.

Section 7(b): Number of disciplinary actions against licensees or non-licensees, including injunctive relief.

27 Consent Orders entered
17 licensees suspended
18 licensees placed on probation
5 licenses were revoked
6 official reprimands issued
5 licensees summarily suspended
0 injunctions against unauthorized practice

Section 8: Number of licenses suspended or revoked

Number of Licenses Suspended: 17
Number of Licenses Revoked: 5

Section 9: Licensees terminated for any reason other than failure to renew

One [1] licensee was asked to retire or voluntarily surrender his/her license.


Section 10: Substance of any anticipated statutory amendment

None

Section 11: Substance of any anticipated rule changes or adoption.

The Board anticipates amending rules on dental anesthesia and sedation designed to improved public health and safety.

Financial Reports were previously submitted directly from the audit firm of Bernard Robinson on or about April 28, 2015.




**THE COMMISSION ON
DENTAL COMPETENCY
ASSESSMENTS**

**Dental Educators
Conference
2016**

CIF Class of 2016

June 2016
Dr. Ellis Hall
Director of Examinations


CIF Class of 2016 Examination



**Dental Simulated Examination
(DSE)**

THE COMMISSION ON DENTAL COMPETENCY ASSESSMENTS

CIF Class of 2016 Examination




**Cumulative Pass/Fail Statistics for the
Dental Simulated Examination (DSE)
As of May 2016**

- 4.60% of candidates did not utilize all available opportunities to complete the Dental Simulated Examination (DSE).
- 99.78% of all candidates utilizing all opportunities available to complete the examination process passed the DSE.

THE COMMISSION ON DENTAL COMPETENCY ASSESSMENTS


CIF Class of 2016 Examination



**Dental Simulated Examination (DSE)
Mean Scores**

Year	Score
2012	84
2013	84
2014	85
2015	85
2016	84


THE COMMISSION ON DENTAL COMPETENCY ASSESSMENTS

CIF Class of 2016 Examination 

**Dental Simulated Examination (DSE)
Overall Performance Evaluation**


Number of Items	150
High Score (in percent)	99%
Low Score (in percent)	65%
Percent of Candidates Passed	94%
Mean Percentage Score	84%

THE COMMISSION ON DENTAL COMPETENCY ASSESSMENTS

CIF Class of 2016 Examination 

Prosthodontics Examination


THE COMMISSION ON DENTAL COMPETENCY ASSESSMENTS

CIF Class of 2016 Examination 

Prosthodontics Examination

86% of Candidates passed
on their first attempt


THE COMMISSION ON DENTAL COMPETENCY ASSESSMENTS

CIF Class of 2016 Examination 

**Cumulative Pass/Fail Statistics for the
Prosthodontics Examination
As of May 2016**

- 0.53% of candidates did not utilize all available opportunities to complete the Prosthodontics Examination.
- 99.88% of all candidates utilizing all opportunities available to complete the examination process passed the Prosthodontics Examination.

THE COMMISSION ON DENTAL COMPETENCY ASSESSMENTS


CIF Class of 2016 Examination 

Most Common Errors Contributing to Failure

Cast Metal Crown

1. Axial Tissue Removal
2. Occlusal Reduction
3. Axial Walls Smoothness/Undercut

THE COMMISSION ON DENTAL COMPETENCY ASSESSMENTS


CIF Class of 2016 Examination 

Most Common Errors Contributing to Failure

PFM Crown

1. Axial Tissue Removal
2. Occlusal Reduction
3. Axial Walls Smoothness/Undercuts

THE COMMISSION ON DENTAL COMPETENCY ASSESSMENTS


CIF Class of 2016 Examination 

Most Common Errors Contributing to Failure

Ceramic Crown


1. Axial Tissue Removal
2. Axial Walls Smoothness/Undercut
3. Incisal Reduction

THE COMMISSION ON DENTAL COMPETENCY ASSESSMENTS

CIF Class of 2016 Examination 

Endodontics Examination


THE COMMISSION ON DENTAL COMPETENCY ASSESSMENTS

CIF Class of 2016 Examination 

Endodontics Examination

86% of Candidates passed
on their first attempt


THE COMMISSION ON DENTAL COMPETENCY ASSESSMENTS

CIF Class of 2016 Examination 

**Cumulative Pass/Fail Statistics for the
Endodontics Examination
As of May 2016**

- 0.37% of candidates did not utilize all available opportunities to complete the Endodontics Examination.
- 99.71% of all candidates utilizing all opportunities available to complete the examination process passed the Endodontics Examination.

THE COMMISSION ON DENTAL COMPETENCY ASSESSMENTS


CIF Class of 2016 Examination 

Most Common Errors Contributing to Failure

Anterior Endodontic

1. Overfill/Underfill
2. Size
3. Apical Portion

THE COMMISSION ON DENTAL COMPETENCY ASSESSMENTS


CIF Class of 2016 Examination 

Most Common Errors Contributing to Failure

Posterior Endodontic


1. Size
2. Any part of the tooth is perforated
3. Depth

THE COMMISSION ON DENTAL COMPETENCY ASSESSMENTS

CIF Class of 2016 Examination 

Anterior Restorative


THE COMMISSION ON DENTAL COMPETENCY ASSESSMENTS

CIF Class of 2016 Examination 

Anterior Restorative Examination

94% of Candidates passed
on their first attempt


THE COMMISSION ON DENTAL COMPETENCY ASSESSMENTS

CIF Class of 2016 Examination 

**Cumulative Pass/Fail Statistics for the
Anterior Restorative Examination
As of May 2016**

- 1.60% of candidates did not utilize all available opportunities to complete the Anterior Restorative Examination.
- 99.92% of all candidates utilizing all opportunities available to complete the examination process passed the Anterior Restorative Examination.

THE COMMISSION ON DENTAL COMPETENCY ASSESSMENTS


CIF Class of 2016 Examination 

Most Common Errors Contributing to Failure

Composite Anterior Preparation

1. Caries/Remaining Material
2. Unrecognized Exposure
3. Adjacent Tooth Damage

THE COMMISSION ON DENTAL COMPETENCY ASSESSMENTS


CIF Class of 2016 Examination 

Most Common Errors Contributing to Failure

Composite Anterior Restoration


1. Interproximal Contact
2. Margin Excess/Deficiency

THE COMMISSION ON DENTAL COMPETENCY ASSESSMENTS

CIF Class of 2016 Examination 

Posterior Restorative


THE COMMISSION ON DENTAL COMPETENCY ASSESSMENTS

CIF Class of 2016 Examination 

Posterior Restorative Examination

94% of Candidates passed
on their first attempt


THE COMMISSION ON DENTAL COMPETENCY ASSESSMENTS

CIF Class of 2016 Examination 

**Cumulative Pass/Fail Statistics for the
Posterior Restorative Examination
As of May 2016**

- 1.52% of candidates did not utilize all available opportunities to complete the Posterior Restorative Examination.
- 99.50% of all candidates utilizing all opportunities available to complete the examination process passed the Posterior Restorative Examination.

THE COMMISSION ON DENTAL COMPETENCY ASSESSMENTS


CIF Class of 2016 Examination 

Most Common Errors Contributing to Failure

Composite Posterior Box Preparation

1. Caries/Remaining Material
2. Adjacent Tooth Damage

THE COMMISSION ON DENTAL COMPETENCY ASSESSMENTS


CIF Class of 2016 Examination 

Most Common Errors Contributing to Failure

Composite Posterior Box Restoration

1. Interproximal Contact
2. Margin Excess/Deficiency

THE COMMISSION ON DENTAL COMPETENCY ASSESSMENTS


CIF Class of 2016 Examination 

Most Common Errors Contributing to Failure

Composite Posterior Conventional Preparation

1. Caries/Remaining Material
2. Pulpal Floor
3. Adjacent Tooth Damage

THE COMMISSION ON DENTAL COMPETENCY ASSESSMENTS


CIF Class of 2016 Examination 

Most Common Errors Contributing to Failure

Composite Posterior Conventional Restoration

1. Interproximal Contact
2. Margin Excess/Deficiency

THE COMMISSION ON DENTAL COMPETENCY ASSESSMENTS


CIF Class of 2016 Examination 

Most Common Errors Contributing to Failure

Amalgam Preparation

1. Pulpal Floor
2. Caries/Remaining Material

THE COMMISSION ON DENTAL COMPETENCY ASSESSMENTS


CIF Class of 2016 Examination 

Most Common Errors Contributing to Failure

Amalgam Restoration


1. Interproximal Contact
2. Fractured Restoration

THE COMMISSION ON DENTAL COMPETENCY ASSESSMENTS

CIF Class of 2016 Examination 


Periodontal

THE COMMISSION ON DENTAL COMPETENCY ASSESSMENTS

CIF Class of 2016 Examination 

3% of candidates initially registered for the Periodontal Examination elected to not take the Examination.


THE COMMISSION ON DENTAL COMPETENCY ASSESSMENTS

CIF Class of 2016 Examination 

Periodontal Examination

97% of Candidates passed
on their first attempt


THE COMMISSION ON DENTAL COMPETENCY ASSESSMENTS

CIF Class of 2016 Examination 

**Cumulative Pass/Fail Statistics for the
Periodontal Examination
As of May 2016**

- 3.53% of candidates did not utilize all available opportunities to complete or elected to not take the Periodontal Examination
- 99.96% of all candidates utilizing all opportunities available to complete the examination process passed the Periodontal Examination.


THE COMMISSION ON DENTAL COMPETENCY ASSESSMENTS

CIF Class of 2016 Examination 

**Most Common Errors Contributing to Failure
Periodontal Examination**

1. Calculus Detection/Removal
2. Pocket Depth Qualification
3. Case Acceptance


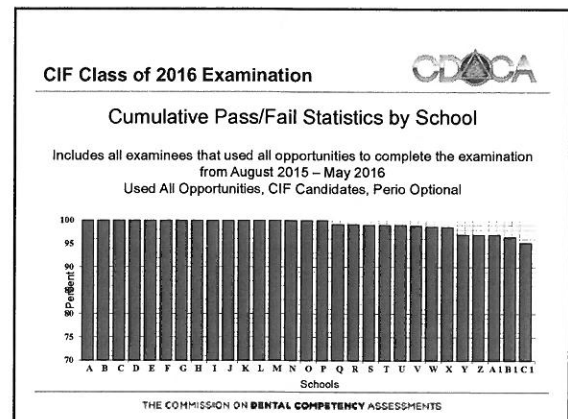
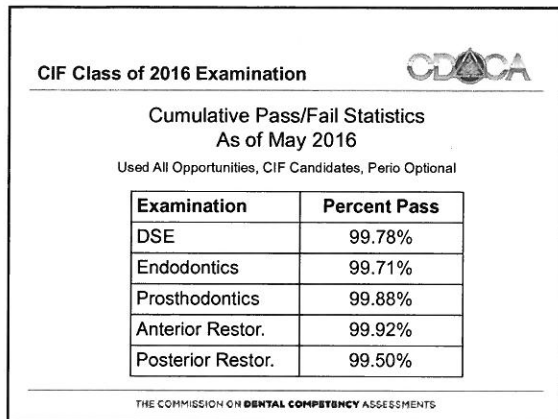
THE COMMISSION ON DENTAL COMPETENCY ASSESSMENTS


CIF Class of 2016 Examination 

**Cumulative Pass/Fail Statistics
As of May 2016**
Used All Opportunities, CIF Candidates, Perio Optional

- 5.95% of candidates did not utilize all available opportunities to complete the examination process.
- 99.04% of all candidates utilizing all opportunities available to complete the examination process passed all parts of the examination.

THE COMMISSION ON DENTAL COMPETENCY ASSESSMENTS






**THE COMMISSION ON
DENTAL COMPETENCY
ASSESSMENTS**

**Dental Educators
Conference
2016**


Dental Hygiene

June 2016
*Dr. Ellis Hall
Director of Examinations*

Dental Hygiene

Class of 2015

THE COMMISSION ON DENTAL COMPETENCY ASSESSMENTS


Dental Hygiene

Overall Pass Rate 2015
Took Both Examinations Spring 2015, Current Graduates, have used all opportunities


99.95% of candidates utilizing all opportunities available to complete the examination passed the examination.

1.48% of candidates did not utilize all available opportunities to complete the examination process.


THE COMMISSION ON DENTAL COMPETENCY ASSESSMENTS

Dental Hygiene

Overall Pass Rate 2015
Took Both Examinations Spring 2015, Current Graduates, have used all opportunities




THE COMMISSION ON DENTAL COMPETENCY ASSESSMENTS

Dental Hygiene 

Class of 2016


THE COMMISSION ON DENTAL COMPETENCY ASSESSMENTS

Dental Hygiene 

**Computer Simulated Clinical Examination
Mean Scores**

Year	Score
2012	86
2013	86
2014	86
2015	87
2016	87

THE COMMISSION ON DENTAL COMPETENCY ASSESSMENTS


Dental Hygiene 

Spring 2016 Dental Hygiene First Attempt Pass Rate
Took Both Examinations Spring 2016, Current Graduates, as of June 9, 2016

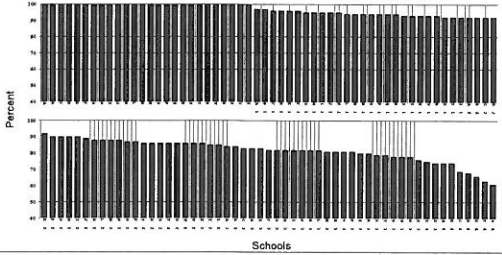
Current Graduates

	Pass Rate
Computer Simulated Clinical Examination	96%
Patient Treatment Clinical Examination	92%
Overall	89%

THE COMMISSION ON DENTAL COMPETENCY ASSESSMENTS


Dental Hygiene 

Overall Attempt Pass Rate Spring 2016
Took Both Examinations Spring 2016, Current Graduates, as of June 9, 2016



Schools

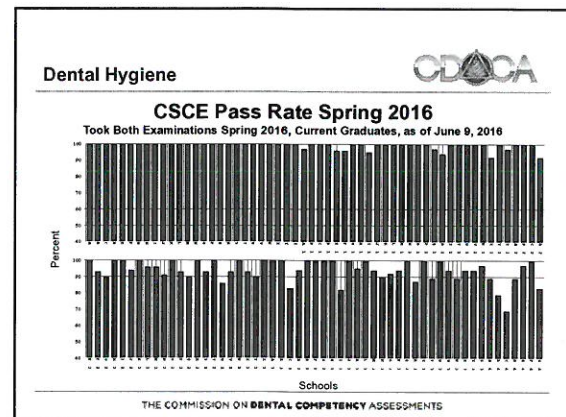
THE COMMISSION ON DENTAL COMPETENCY ASSESSMENTS


Dental Hygiene 

**Computer Simulated Clinical Examination
Performance Evaluation 2016**
All candidates, as of June 9, 2016

Number of Items:	100
High Score (in percent):	99%
Low Score (in percent)	53%
Number of Candidates with Score >75%	95%
Mean Percentage Score:	87%

THE COMMISSION ON DENTAL COMPETENCY ASSESSMENTS



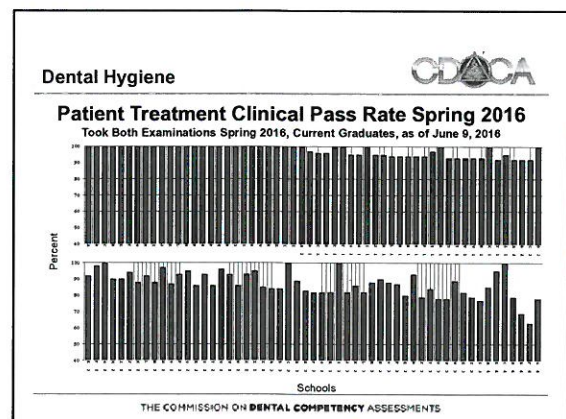
Dental Hygiene 

Patient Treatment


Most Common Errors Contributing to Failure

1. Calculus Removal
2. Calculus Detection

THE COMMISSION ON DENTAL COMPETENCY ASSESSMENTS



Dental Hygiene



Local Anesthesia Examination


Site: Prometric Testing Centers

Format: 50 multiple choice questions with 5 pilot questions

Topics Covered:
Anatomy and Neurophysiology
Pharmacology
Techniques
Topical Anesthetics
Infection Control
Prevention, Recognition, and Management of Complications

THE COMMISSION ON DENTAL COMPETENCY ASSESSMENTS

Dental Hygiene



Local Anesthesia Examination

Initiated: November 21, 2002

Availability: Throughout USA and Canada


Current Utilization: at least 7 states

Candidates in 2016: 1155 (as of June 9, 2016)

Overall Pass Rate: 97%

THE COMMISSION ON DENTAL COMPETENCY ASSESSMENTS

Dental Hygiene



Nitrous Oxide Examination


Site: Prometric Testing Centers

Format: 50 multiple choice questions with 5 pilot questions

Topics Covered:
Concepts and management of pain and anxiety
Anatomy and physiology of respiration
Pharmacology of Nitrous Oxide
Medical assessment of the patient prior to using Nitrous Oxide
Administration of Nitrous Oxide
Management of complications and medical emergencies
Postoperative care of the patient

THE COMMISSION ON DENTAL COMPETENCY ASSESSMENTS

Dental Hygiene



Nitrous Oxide Examination

Start-Up Date: January 2006

Availability: Throughout USA and Canada

Current Utilization: at least 4 states

Candidates in 2016: 288 (as of June 9, 2016)

Overall Pass Rate: 94%

THE COMMISSION ON DENTAL COMPETENCY ASSESSMENTS

6/14/2016



COUNCIL OF INTERSTATE TESTING AGENCIES

Prepared by Sarah Stiegler on 10-4-16

	2015	2016
Total NC DH exams administered	270	248
Total Individual NC Candidates	248	233
Passed CITA DH on first attempt	220	210
Failed on first attempt	28	21
Failed on first attempt in 2015	0	2

Retake candidates included in total NC DH exams administered	22	15
<i>Passed on second attempt in NC</i>	22	10
<i>Passed on second attempt in AL</i>	0	2
<i>Failed ADEX DH first attempt in VA, Passed CITA DH second attempt in NC</i>	0	1
<i>Passed CITA DH after 2x failure in 2015</i>	0	2

Retake not attempted	6	8
----------------------	---	---



CITA

2015 CITA-ADMINISTERED ADEX DENTAL EXAM PROCEDURE ATTEMPT STATISTICS

All results compiled from exams administered between 1 JAN 2015 and 27 OCT 2015

Anterior Restorative	
Total Procedure Attempts:	334
Total Passes:	318
Total Failures:	16
Not Taken/No Show:	19
Failed/Not Taken but retook in 2015:	28
Double Failure/Double No Show:	6
Triple Failure:	1
Overall Pass Rate:	95%

Posterior Restorative	
Total Procedure Attempts:	345
Total Passes:	321
Total Failures:	24
Not Taken/No Show:	7
Failed/Not Taken but retook in 2015:	27
Double Failure/Double No Show:	5
Overall Pass Rate:	93%

Periodontal	
Total Procedure Attempts:	345
Total Passes:	319
Total Failures:	10
Not Taken/No Show:	10
Failed/Not Taken but retook in 2015:	16
Double Failure/Double No Show:	1
Overall Pass Rate:	92%

Endodontic	
Total Procedure Attempts:	454
Total Passes:	387
Total Failures:	67
Not Taken/No Show:	
Failed/Not Taken but retook in 2015:	46
Double Failure/Double No Show:	7
Overall Pass Rate:	85%

Prosthodontic	
Total Procedure Attempts:	492
Total Passes:	407
Total Failures:	85
Not Taken/No Show:	
Failed/Not Taken but retook in 2015:	57
Double Failure/Double No Show:	4
Triple Failure:	2
Overall Pass Rate:	83%

* 3 Candidates had to restart their ADEX Dental Exam during the 2015 exam cycle: 2 for 3 unsuccessful Prosthodontic attempts, and 1 for 3 unsuccessful Anterior Restorative attempts