

**The North Carolina State Board of Dental
Examiners**

Annual Report to

The Secretary of State, the Attorney General

And

**The Joint Legislative Administrative Procedure
Oversight Committee**

**Submitted
October 26, 2017**

The North Carolina State Board of Dental Examiners submits the following information as required by N.C. Gen. Stat. §93B-2.

Section 1: Board Members and Officers, August 2016 – July 2017

| | |
|--|---------------------------------------|
| Dr. William M. Litaker, Jr., President 270 Third Avenue NW Hickory, NC 28601 | O (828) 327-8136 FX (828) 327-7106 |
|--|---------------------------------------|

| | |
|--|---------------------------------------|
| Dr. Merlin W. Young, Sec-Treas. Post Office Box 2050 Wendell, NC 27591 | O (919) 365-7416 FX (919) 365-7933 |
|--|---------------------------------------|

| | |
|--|------------------|
| Dr. Clifford O. Feingold, Past-President 4 Stuart Circle Asheville, NC 28804 | O (828) 258-8390 |
|--|------------------|

| | |
|---|---------------------------------------|
| Dr. Stanley L. Allen 706 Summit Avenue Greensboro, NC 27405 | O (336) 378-1150 FX (336) 273-7110 |
|---|---------------------------------------|

| | |
|---|---------------------------------------|
| Dr. Millard W. Wester, III 511 Ruin Creek Road, Suite 204 Henderson, NC 27536 | O (252) 492-1115 FX (252) 492-8682 |
|---|---------------------------------------|

| | |
|--|---------------------------------------|
| Dr. Kenneth M. Sadler 201 Charlois Boulevard Winston-Salem, NC 27103 | O (336) 331-3500 FX (336) 331-3504 |
|--|---------------------------------------|

| | |
|---|---------------------------------------|
| Ms. Carla J. Stack, RDH 14450 Adair Manor Court Charlotte, NC 28277 | O (704) 540-2255 FX (704) 542-7281 |
|---|---------------------------------------|

| | |
|--|-------------------|
| Mr. Dominic Totman Post Office Box 91476 Raleigh, NC 27675 | O: (919) 678-8223 |
|--|-------------------|

Section 1(a): Total number of licensees as of 30 Sept. 2017

| | |
|--------------------|-------|
| Dentists: | 6,163 |
| Dental Hygienists: | 8,039 |

Section 2: Number of persons who applied for examination

The North Carolina State Board of Dental Examiners is a member of the American Dental Examination (ADEX) which has developed a clinical examination for dentistry and dental hygiene that is offered in 35 states and is accepted in 45. Candidates for dental/dental hygiene licensure do not apply directly to the Board for admission to the examination. Several thousand graduates of dental and dental hygiene schools throughout the 35 member states are eligible to apply for licensure in NC upon passing the examination.

The ADEX clinical dental and dental hygiene examinations are offered by two regional testing agencies: The Council of Interstate Testing Agencies (CITA) and the Commission on Dental Competency Assessments (CDCA). Passing rates and other statistics from these two agencies are attached.

Section 3: The number refused examination

Applicants are not allowed to apply for the examination until all educational prerequisites are met. Therefore, no applicants were refused admission to either the ADEX dental or CITA dental hygiene examinations.

Section 4: The number who took the examination

See attached reports from CITA and CDCA

Section 5: Number to whom initial licenses were issued

In 2016, 230 applicants applied for a dental license in North Carolina. All 230 were granted a dental license. Two hundred thirty six [236] applicants applied for a dental hygiene license. All 236 were granted a dental hygiene license.

Section 5(a): Number who failed the examination

See attached reports from the two regional testing agencies (CDCA and CITA) offering the ADEX dental examination.

Section 6: Application for License by credentials

Licensure by credentials is the process through which licensees in other states may apply for a North Carolina license based on their experience and a safe practice record. No additional clinical examination is required for those who qualify. In 2016, 57 dentists and 75 dental hygienists from other states applied for licensure by credentials.

Section 7: License by Credentials Issued

In 2016, the Board licensed 55 dentists and 74 dental hygienists from other states through the credentialing process. Two dentists and one dental hygienist who applied for licensure by credentials were denied.

Section 7(a): Number of Official complaints involving licensed and unlicensed activity

248 complaints were received and investigated in 2016.

Section 7(b): Number of disciplinary actions against licensees or non-licensees, including injunctive relief.

22 Consent Orders entered
15 licensees suspended
15 licensees placed on probation
3 licenses were revoked
6 official reprimands issued
8 licensees summarily suspended
0 injunctions against unauthorized practice

Section 8: Number of licenses suspended or revoked

Number of Licenses Suspended: 15
Number of Licenses Revoked: 3

Section 9: Licensees terminated for any reason other than failure to renew

Two [2] licensee were asked to retire or voluntarily surrender their license.

Section 10: Substance of any anticipated statutory amendment

None

Section 11: Substance of any anticipated rule changes or adoption.

The Board anticipates submitting all of its rules to the Rules Review Commission for review and re-adoption or elimination pursuant to the requirements of N.C. Gen. Stat. 150B-21.3A.

Financial Reports were previously submitted directly from the audit firm of Bernard Robinson on or about April 28, 2017.

Respectfully submitted,

A handwritten signature in blue ink, appearing to read "Bobby D. White", with a stylized flourish at the end.

Bobby D. White
Chief Operations Officer

Reports from Regional Testing Agencies



CITA

2016 CITA-ADMINISTERED ADEX DENTAL EXAM PROCEDURE ATTEMPT STATISTICS

***All results compiled from exams administered between 1 JAN 2016 and 31 DEC 2016**

| Anterior Restorative | |
|-----------------------------|-----|
| Total Procedure Attempts: | 578 |
| Total Passes: | 553 |
| Total Failures: | 25 |
| Overall Pass Rate: | 96% |

| Prosthodontic | |
|---------------------------|-----|
| Total Procedure Attempts: | 685 |
| Total Passes: | 580 |
| Total Failures: | 86 |
| Overall Pass Rate: | 85% |

| Posterior Restorative | |
|------------------------------|-----|
| Total Procedure Attempts: | 585 |
| Total Passes: | 553 |
| Total Failures: | 32 |
| Overall Pass Rate: | 95% |

| Endodontic | |
|---------------------------|-----|
| Total Procedure Attempts: | 653 |
| Total Passes: | 571 |
| Total Failures: | 82 |
| Overall Pass Rate: | 87% |

| Periodontal | |
|---------------------------|-----|
| Total Procedure Attempts: | 530 |
| Total Passes: | 516 |
| Total Failures: | 14 |
| Overall Pass Rate: | 97% |



CITA

2016 CITA DENTAL HYGIENE EXAMINATION STATISTICS

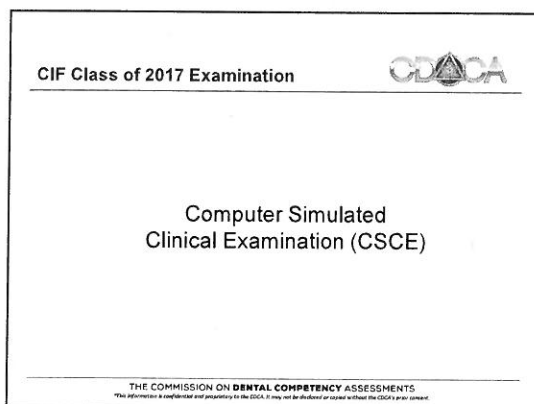


| School | State | Exam Type | Total Attempts | 2016 Graduate First-attempt Pass | 2016 Graduate First-attempt Fail Second-attempt Pass ³ | Past Graduate 2015 First-attempt Fail ¹ 2015 Retake attempt Fail 2016 Retake attempt Pass | 2016 Graduate First-attempt Fail Second-attempt Fail | 2016 Graduate First-attempt Fail No Second-attempt through CITA | Past Graduate ² First-attempt Fail No Retake attempt through CITA |
|--------------------|-------|-----------|----------------|----------------------------------|--|---|---|--|--|
| Total NC Cadidates | NC | DH | 228 | 211 | 9 (1 ³) | 2 ¹ | 2 | 3 | 1 ² |

¹ School had one candidate who was unsuccessful twice in 2015

² School had one candidate who passed original exam in 1978

³ Second attempt was the CITA exam

10/23/2017




Dental Hygiene

Computer Simulated Clinical Examination
Mean Scores

| Year | Score |
|------|-------|
| 2013 | 86 |
| 2014 | 86 |
| 2015 | 87 |
| 2016 | 87 |
| 2017 | 87 |

THE COMMISSION ON DENTAL COMPETENCY ASSESSMENTS
*This information is confidential and proprietary to the CDACA. It may not be disclosed or copied without the CDACA's prior consent.


10/23/2017

Dental Hygiene 

**Computer Simulated Clinical Examination
Performance Evaluation 2017**
All candidates, as of June 24, 2017

| | |
|------------------------------|-----|
| Number of Items: | 100 |
| High Score (in percent): | 99% |
| Low Score (in percent): | 62% |
| Percent of Candidates Passed | 96% |
| Mean Percentage Score: | 87% |

THE COMMISSION ON DENTAL COMPETENCY ASSESSMENTS
*This information is confidential and proprietary to the ODACA. It may not be disclosed or copied without the ODACA's prior consent.


Dental Hygiene 

Spring 2017 Dental Hygiene First Attempt Pass Rate
Took Both Examinations Spring 2017, Current Graduates, as of June 24, 2017

Current Graduates


| | Pass Rate |
|---|-----------|
| Computer Simulated Clinical Examination | 97% |

THE COMMISSION ON DENTAL COMPETENCY ASSESSMENTS
*This information is confidential and proprietary to the ODACA. It may not be disclosed or copied without the ODACA's prior consent.

CIF Class of 2017 Examination 

**Patient Treatment
Clinical Examination**

THE COMMISSION ON DENTAL COMPETENCY ASSESSMENTS
*This information is confidential and proprietary to the ODACA. It may not be disclosed or copied without the ODACA's prior consent.


Dental Hygiene 

Spring 2017 Dental Hygiene First Attempt Pass Rate
Took Both Examinations Spring 2017, Current Graduates, as of June 24, 2017

Current Graduates

| | Pass Rate |
|--|-----------|
| Patient Treatment Clinical Examination | 89% |

THE COMMISSION ON DENTAL COMPETENCY ASSESSMENTS
*This information is confidential and proprietary to the ODACA. It may not be disclosed or copied without the ODACA's prior consent.

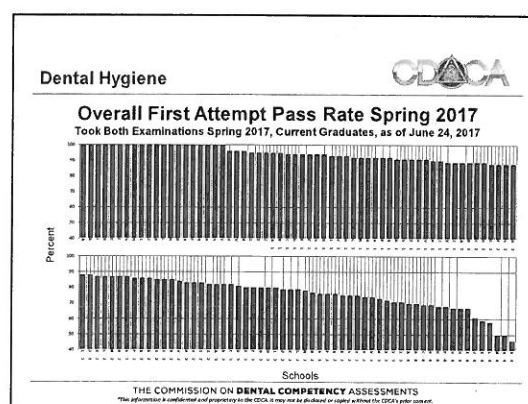
Dental Hygiene 


Patient Treatment

Most Common Errors Contributing to Failure

1. Calculus Removal
2. Calculus Detection

THE COMMISSION ON DENTAL COMPETENCY ASSESSMENTS
*This information is confidential and proprietary to the CDACA. It may not be disclosed or copied without the CDACA's prior consent.



Dental Hygiene 


Local Anesthesia Examination

Site: Prometric Testing Centers

Format: 50 multiple choice questions with 5 pilot questions

Topics Covered:
 Anatomy and Neurophysiology
 Pharmacology
 Techniques
 Topical Anesthetics
 Infection Control
 Prevention, Recognition, and Management of Complications

THE COMMISSION ON DENTAL COMPETENCY ASSESSMENTS
*This information is confidential and proprietary to the CDACA. It may not be disclosed or copied without the CDACA's prior consent.

Dental Hygiene 

Local Anesthesia Examination

Initiated: November 21, 2002

Availability: Throughout USA and Canada

Candidates in 2016: 1099 (as of June 24, 2017)

Overall Pass Rate: 98%

THE COMMISSION ON DENTAL COMPETENCY ASSESSMENTS
*This information is confidential and proprietary to the CDACA. It may not be disclosed or copied without the CDACA's prior consent.

10/23/2017

Dental Hygiene



Nitrous Oxide Examination

Site: Prometric Testing Centers

Format: 50 multiple choice questions with 5 pilot questions

Topics Covered:

Concepts and management of pain and anxiety
Anatomy and physiology of respiration
Pharmacology of Nitrous Oxide
Medical assessment of the patient prior to using Nitrous Oxide
Administration of Nitrous Oxide
Management of complications and medical emergencies
Postoperative care of the patient

THE COMMISSION ON DENTAL COMPETENCY ASSESSMENTS
This information is confidential and proprietary to the CDACA. It may not be disclosed or copied without the CDACA's prior consent.

Dental Hygiene



Nitrous Oxide Examination

Start-Up Date: January 2006

Availability: Throughout USA and Canada


Candidates in 2016: 303 (as of June 24, 2017)

Overall Pass Rate: 93%

THE COMMISSION ON DENTAL COMPETENCY ASSESSMENTS
This information is confidential and proprietary to the CDACA. It may not be disclosed or copied without the CDACA's prior consent.



THE COMMISSION ON
DENTAL COMPETENCY
ASSESSMENTS




**THE COMMISSION ON
DENTAL COMPETENCY
ASSESSMENTS**

**CIF Class of 2017
Dental Results**

*This information is confidential and proprietary to the CDOCA. It may not be disclosed or copied without the CDOCA's prior consent.


CIF Class of 2017 Examination



**Dental Simulated Examination
(DSE)**

THE COMMISSION ON DENTAL COMPETENCY ASSESSMENTS
*This information is confidential and proprietary to the CDOCA. It may not be disclosed or copied without the CDOCA's prior consent.

CIF Class of 2017 Examination




**Cumulative Pass/Fail Statistics for the
Dental Simulated Examination (DSE)
As of June 2017**

- 3.80% of candidates did not utilize all available opportunities to complete the Dental Simulated Examination (DSE).
- 99.63% of all candidates utilizing all opportunities available to complete the examination process passed the DSE.

THE COMMISSION ON DENTAL COMPETENCY ASSESSMENTS
*This information is confidential and proprietary to the CDOCA. It may not be disclosed or copied without the CDOCA's prior consent.


CIF Class of 2017 Examination



**Dental Simulated Examination (DSE)
Mean Scores**

| Year | Score |
|------|-------|
| 2013 | 84 |
| 2014 | 85 |
| 2015 | 85 |
| 2016 | 84 |
| 2017 | 85 |


THE COMMISSION ON DENTAL COMPETENCY ASSESSMENTS
*This information is confidential and proprietary to the CDOCA. It may not be disclosed or copied without the CDOCA's prior consent.

CIF Class of 2017 Examination 

Dental Simulated Examination (DSE)
Overall Performance Evaluation


| | |
|------------------------------|-----|
| Number of Items | 150 |
| High Score (in percent) | 99% |
| Low Score (in percent) | 62% |
| Percent of Candidates Passed | 95% |
| Mean Percentage Score | 85% |

THE COMMISSION ON DENTAL COMPETENCY ASSESSMENTS
*This information is confidential and proprietary to the ODACA. It may not be disclosed or copied without the ODACA's prior consent.

CIF Class of 2017 Examination 

Prosthodontics Examination


THE COMMISSION ON DENTAL COMPETENCY ASSESSMENTS
*This information is confidential and proprietary to the ODACA. It may not be disclosed or copied without the ODACA's prior consent.

CIF Class of 2017 Examination 

Prosthodontics Examination

**83% of Candidates passed
on their first attempt**


THE COMMISSION ON DENTAL COMPETENCY ASSESSMENTS
*This information is confidential and proprietary to the ODACA. It may not be disclosed or copied without the ODACA's prior consent.

CIF Class of 2017 Examination 

Cumulative Pass/Fail Statistics for the
Prosthodontics Examination
As of June 2017

- 0.83% of candidates did not utilize all available opportunities to complete the Prosthodontics Examination.
- 99.64% of all candidates utilizing all opportunities available to complete the examination process passed the Prosthodontics Examination.

THE COMMISSION ON DENTAL COMPETENCY ASSESSMENTS
*This information is confidential and proprietary to the ODACA. It may not be disclosed or copied without the ODACA's prior consent.


CIF Class of 2017 Examinations 

Most Common Errors Contributing to Failure

Cast Metal Crown

Occlusal Reduction
Axial Tissue Removal
Axial Walls Smoothness/Undercut

THE COMMISSION ON DENTAL COMPETENCY ASSESSMENTS
*This information is confidential and proprietary to the ODACA. It may not be disclosed or copied without the ODACA's prior consent.


CIF Class of 2017 Examinations 

Most Common Errors Contributing to Failure

PFM Crown

Axial Tissue Removal
Occlusal Reduction
Axial Walls Smoothness/Undercuts

THE COMMISSION ON DENTAL COMPETENCY ASSESSMENTS
*This information is confidential and proprietary to the ODACA. It may not be disclosed or copied without the ODACA's prior consent.


CIF Class 2017 Examinations 

Most Common Errors Contributing to Failure

Ceramic Crown


Axial Tissue Removal/Lingual Clearance
Axial Walls Smoothness/Undercut
Margin/Definition/Unbeveled

THE COMMISSION ON DENTAL COMPETENCY ASSESSMENTS
*This information is confidential and proprietary to the ODACA. It may not be disclosed or copied without the ODACA's prior consent.

CIF Class of 2017 Examination 

Endodontics Examination


THE COMMISSION ON DENTAL COMPETENCY ASSESSMENTS
*This information is confidential and proprietary to the ODACA. It may not be disclosed or copied without the ODACA's prior consent.

CIF Class of 2017 Examination 

Endodontics Examination

**84% of Candidates passed
on their first attempt**


THE COMMISSION ON DENTAL COMPETENCY ASSESSMENTS
*This information is confidential and proprietary to the CDACA. It may not be disclosed or copied without the CDACA's prior consent.

CIF Class of 2017 Examination 

**Cumulative Pass/Fail Statistics for the
Endodontics Examination
As of June 2016**

- 0.83% of candidates did not utilize all available opportunities to complete the Endodontics Examination.
- 99.92% of all candidates utilizing all opportunities available to complete the examination process passed the Endodontics Examination.

THE COMMISSION ON DENTAL COMPETENCY ASSESSMENTS
*This information is confidential and proprietary to the CDACA. It may not be disclosed or copied without the CDACA's prior consent.


CIF Class of 2017 Examinations 

Most Common Errors Contributing to Failure

Anterior Endodontic

**Size
Overfill/Underfill
Internal Form**

THE COMMISSION ON DENTAL COMPETENCY ASSESSMENTS
*This information is confidential and proprietary to the CDACA. It may not be disclosed or copied without the CDACA's prior consent.


CIF Class of 2017 Examinations 

Most Common Errors Contributing to Failure

Posterior Endodontic


**Size
Perforated
Placement**

THE COMMISSION ON DENTAL COMPETENCY ASSESSMENTS
*This information is confidential and proprietary to the CDACA. It may not be disclosed or copied without the CDACA's prior consent.

CIF Class of 2017 Examination 

Anterior Restorative


THE COMMISSION ON DENTAL COMPETENCY ASSESSMENTS
*This information is confidential and proprietary to the CDACA. It may not be disclosed or copied without the CDACA's prior consent.

CIF Class of 2017 Examination 

Anterior Restorative Examination

92% of Candidates passed
on their first attempt


THE COMMISSION ON DENTAL COMPETENCY ASSESSMENTS
*This information is confidential and proprietary to the CDACA. It may not be disclosed or copied without the CDACA's prior consent.

CIF Class of 2017 Examination 

**Cumulative Pass/Fail Statistics for the
Anterior Restorative Examination
As of May 2016**

- 2.06% of candidates did not utilize all available opportunities to complete the Anterior Restorative Examination.
- 99.80% of all candidates utilizing all opportunities available to complete the examination process passed the Anterior Restorative Examination.

THE COMMISSION ON DENTAL COMPETENCY ASSESSMENTS
*This information is confidential and proprietary to the CDACA. It may not be disclosed or copied without the CDACA's prior consent.


CIF Class of 2017 Examination 

Most Common Errors Contributing to Failure

Composite Anterior Preparation

1. Caries/Remaining Material
2. Gingival Contact
3. Outline Extension

THE COMMISSION ON DENTAL COMPETENCY ASSESSMENTS
*This information is confidential and proprietary to the CDACA. It may not be disclosed or copied without the CDACA's prior consent.


CIF Class of 2017 Examination 

Most Common Errors Contributing to Failure

Composite Anterior Restoration


1. Interproximal Contact
2. Margin Excess/Deficiency

THE COMMISSION ON DENTAL COMPETENCY ASSESSMENTS
*This information is confidential and proprietary to the CDOCA. It may not be disclosed or copied without the CDOCA's prior consent.

CIF Class of 2017 Examination 

Posterior Restorative


THE COMMISSION ON DENTAL COMPETENCY ASSESSMENTS
*This information is confidential and proprietary to the CDOCA. It may not be disclosed or copied without the CDOCA's prior consent.

CIF Class of 2017 Examination 

Posterior Restorative Examination

94% of Candidates passed
on their first attempt


THE COMMISSION ON DENTAL COMPETENCY ASSESSMENTS
*This information is confidential and proprietary to the CDOCA. It may not be disclosed or copied without the CDOCA's prior consent.

CIF Class of 2017 Examination 

**Cumulative Pass/Fail Statistics for the
Posterior Restorative Examination
As of June 2017**

- 1.50% of candidates did not utilize all available opportunities to complete the Posterior Restorative Examination.
- 99.68% of all candidates utilizing all opportunities available to complete the examination process passed the Posterior Restorative Examination.

THE COMMISSION ON DENTAL COMPETENCY ASSESSMENTS
*This information is confidential and proprietary to the CDOCA. It may not be disclosed or copied without the CDOCA's prior consent.


CIF Class of 2017 Examination 

Most Common Errors Contributing to Failure

Composite Posterior Box Preparation

1. Caries/Remaining Material
2. Adjacent Tooth Damage

THE COMMISSION ON DENTAL COMPETENCY ASSESSMENTS
*This information is confidential and proprietary to the CDACA. It may not be disclosed or copied without the CDACA's prior consent.


CIF Class of 2017 Examination 

Most Common Errors Contributing to Failure

Composite Posterior Box Restoration

1. Interproximal Contact
2. Margin Excess/Deficiency

THE COMMISSION ON DENTAL COMPETENCY ASSESSMENTS
*This information is confidential and proprietary to the CDACA. It may not be disclosed or copied without the CDACA's prior consent.


CIF Class of 2017 Examination 

Most Common Errors Contributing to Failure

Composite Posterior Conventional Preparation

1. Caries/Remaining Material
2. Adjacent Tooth Damage
3. Pulpal Floor

THE COMMISSION ON DENTAL COMPETENCY ASSESSMENTS
*This information is confidential and proprietary to the CDACA. It may not be disclosed or copied without the CDACA's prior consent.


CIF Class of 2017 Examination 

Most Common Errors Contributing to Failure

Composite Posterior Conventional Restoration

1. Interproximal Contact
2. Margin Excess/Deficiency

THE COMMISSION ON DENTAL COMPETENCY ASSESSMENTS
*This information is confidential and proprietary to the CDACA. It may not be disclosed or copied without the CDACA's prior consent.


CIF Class of 2017 Examination 

Most Common Errors Contributing to Failure

Amalgam Preparation

1. Caries Remaining/Material
2. Pulpal Floor

THE COMMISSION ON DENTAL COMPETENCY ASSESSMENTS
*The information is confidential and proprietary to the CDACA. It may not be disclosed or copied without the CDACA's prior consent.


CIF Class of 2017 Examination 

Most Common Errors Contributing to Failure

Amalgam Restoration


1. Interproximal Contact
2. Margin Excess/Deficiency

THE COMMISSION ON DENTAL COMPETENCY ASSESSMENTS
*The information is confidential and proprietary to the CDACA. It may not be disclosed or copied without the CDACA's prior consent.

CIF Class of 2017 Examination 

Periodontal


THE COMMISSION ON DENTAL COMPETENCY ASSESSMENTS
*The information is confidential and proprietary to the CDACA. It may not be disclosed or copied without the CDACA's prior consent.

CIF Class of 2017 Examination 

Periodontal Examination

98% of Candidates passed
on their first attempt


THE COMMISSION ON DENTAL COMPETENCY ASSESSMENTS
*The information is confidential and proprietary to the CDACA. It may not be disclosed or copied without the CDACA's prior consent.

CIF Class of 2017 Examination 

Cumulative Pass/Fail Statistics for the Periodontal Examination As of June 2017

- 4.75% of candidates did not utilize all available opportunities to complete or elected to not take the Periodontal Examination
- 99.79% of all candidates utilizing all opportunities available to complete the examination process passed the Periodontal Examination.

THE COMMISSION ON DENTAL COMPETENCY ASSESSMENTS
*This information is confidential and proprietary to the CDCA. It may not be disclosed or copied without the CDCA's prior consent.


CIF Class of 2017 Examination 

Most Common Errors Contributing to Failure

Periodontal Examination

1. Calculus Detection/Removal
2. Case Acceptance

THE COMMISSION ON DENTAL COMPETENCY ASSESSMENTS
*This information is confidential and proprietary to the CDCA. It may not be disclosed or copied without the CDCA's prior consent.


CIF Class of 2017 Examination 

Cumulative Pass/Fail Statistics As of June 2017

Used All Opportunities, CIF Candidates, Perio Optional

- 5.62% of candidates did not utilize all available opportunities to complete the examination process.
- 99.16% of all candidates utilizing all opportunities available to complete the examination process passed all parts of the examination.

THE COMMISSION ON DENTAL COMPETENCY ASSESSMENTS
*This information is confidential and proprietary to the CDCA. It may not be disclosed or copied without the CDCA's prior consent.

CIF Class of 2017 Examination 

Cumulative Pass/Fail Statistics As of June 2017

Used All Opportunities, CIF Candidates, Perio Optional

| Examination | Percent Pass |
|-------------------|--------------|
| DSE | 99.63% |
| Endodontics | 99.92% |
| Prosthodontics | 99.64% |
| Anterior Restor. | 99.80% |
| Posterior Restor. | 99.68% |

THE COMMISSION ON DENTAL COMPETENCY ASSESSMENTS
*This information is confidential and proprietary to the CDCA. It may not be disclosed or copied without the CDCA's prior consent.

