

# Campbell University

# Professional Education Department

# Impact of SB 599

Report to Joint Legislative Education Oversight Committee  
February 4, 2020



**CAMPBELL**  
UNIVERSITY

School of Education

**Dr. Chris Godwin**  
**Director of Teacher Education**  
**Associate Professor**  
**Professional Education**  
**School of Education**  
**Campbell University**

# Campbell University's Continuous Improvement Timeline

- CAEP approved Spring 2017
  - (first university in NC to receive full accreditation using the newly formed CAEP Process)
- Faculty Retreat (Spring 2017)
- Program Revisions (continuing)
- SB 599 (2017)
- Alignment with AAQEP (Association for Advancing Quality in Educator Preparation) (December 2019)



# § 115C-269.10. Educator preparation program approval process

- 1) Students shall develop a **deep understanding of the critical concepts and principles of their discipline** and, by completion, be able to **use discipline-specific practices** flexibly to advance the learning of all students toward attainment of college- and career-ready standards.
- 

## CU Impact:

- Schema Sheets
- edTPA (Student Teaching)
- Pedagogy courses



# § 115C-269.10. Educator preparation program approval process

- 2) Effective **partnerships** and **high-quality clinical practice** shall be central to preparation so that students develop the knowledge, skills, and **professional dispositions** necessary to demonstrate positive impact on all elementary and secondary students' learning and development.
- 

## CU Impact:

- Memorandums of Agreement (MOA) with districts
- Continuum of Clinical Practices (Predominately Rural, Title I)
- Professional Dispositions collected beginning, middle and end of program



# Continuum of Clinical Field Experiences Professional Education, Campbell University

## Campbell University Professional Education Clinical Field Experiences\*

| Field Experience          | Academic Standing                             | Time Requirements out in Field   | Placement Request Process  |
|---------------------------|---|--|--|
| Short Field               | Freshman/Sophomore/Junior Year                | 10 Hours (Freshman), 20 Hours (Sophomore), 30 Hours (Junior) Within assigned Classroom | Requests Through Tk20  |
| Practicum Clinical        | Fall Semester of Senior Year                  | 50 Hours (Secondary, K-12 Areas) 100 Hours (BK, Elementary, Middle, SPED)              | Requests Through Director of Teacher Education by March 1st (Fall Semester) or October 1st (Spring Semester) |
| Student Teaching Clinical | Spring Semester of Senior Year (Fee Assessed) | 16 continuous weeks (Minimum of 225 Teaching Hours)                                    | Requests Through Director of Teacher Education by March 1st (Fall Semester) or October 1st (Spring Semester) |

\*All placements are governed by a Memorandum of Agreement (MOA) between the Local Education Agency (LEA) and Campbell University. All placements must be coordinated by the Director of Teacher Education office; students are NOT ALLOWED to secure their own placements.

# § 115C-269.10. Educator preparation program approval process

- 3) **Quality of students** shall be a continuing and purposeful part of the EPP's responsibility from **recruitment, at admission, through the progression of courses and field experiences**, and to decisions that **completers are prepared to teach effectively and are recommended for licensure**. The EPP shall demonstrate that development of student quality is the goal of educator preparation in all phases of the program through evidence of impact under subdivision (4) of this subsection.
- 

## CU Impact:

- Recruitment (TA to Teacher, Residency, Online, Main Campus, GEAR UP)
- Data Analysis Retreat
- Licensure/edTPA Pass Rates
- Course Additions/Revisions



# § 115C-269.10. Educator preparation program approval process

| <b>CAMPBELL UNIVERSITY<br/>TOTAL UNDERGRADUATE ENROLLMENT ON MAIN CAMPUS<br/>FALL 2019</b> |               |             |              |
|--|---------------|-------------|--------------|
| <b>Race/Ethnicity</b>  | <b>Female</b> | <b>Male</b> | <b>Total</b> |
| Native American  | *             | *           | *            |
| Asian  | 42            | 25          | 67           |
| Black/African American   | 180           | 161         | 341          |
| Nonresident Alien  | 34            | 45          | 79           |
| Hispanic/Latina  | 130           | 73          | 203          |
| Two or more  | 100           | 72          | 172          |
| Unknown  | 87            | 95          | 182          |
| White  | 1017          | 824         | 1841         |

\* <10 students. Not identified to protect student privacy



# § 115C-269.10. Educator preparation program approval process

## Campbell University Teacher Education Enrollment

2017-2018

| Gender                  | Number |
|-------------------------|--------|
| Male                    | ★      |
| Female                  | 80     |
| Race/Ethnicity          | Number |
| Asian/Pacific Islander  | 0      |
| African American        | ★      |
| Hispanic                | ★      |
| American Indian/Alaskan | 0      |
| White                   | 69     |
| Other                   | ★      |

★ <10 students. Not identified to protect student privacy.

2018-2019

| Gender                             | Number |
|------------------------------------|--------|
| Male                               | 12     |
| Female                             | 104    |
| Race/Ethnicity                     | Number |
| Hispanic / Latino                  | ★      |
| Asian                              | 0      |
| African-American                   | ★      |
| American Indian / Alaskan Native   | 0      |
| Native Hawaiian / Pacific Islander | 0      |
| White                              | 106    |
| Multi-Racial                       | 0      |
| Student does not wish to provide   | ★      |

★ <10 students. Not identified to protect student privacy.



# Enrollment in Program 2015-2016

## Students

|  |    |                               |         |
|--|----|-------------------------------|---------|
| Full Time Students Enrolled in Program     | 71 | Mean SAT of Admitted Students | 1166.84 |
| Part-Time Students Enrolled in Program     | 22 | Mean ACT of Admitted Students | 25.38   |
| Full-Time Students Pursuing Licensure Only | 0  | Mean GPA of Admitted Students | 3.38    |
| Part-Time Students Pursuing Licensure Only | 0  |                               |         |

# Enrollment in Program 2016-2017

## Students

|  |    |                               |         |
|--|----|-------------------------------|---------|
| Full Time Students Enrolled in Program     | 79 | Mean SAT of Admitted Students | 1156.43 |
| Part-Time Students Enrolled in Program     | 0  | Mean ACT of Admitted Students | 25.57   |
| Full-Time Students Pursuing Licensure Only | 0  | Mean GPA of Admitted Students | 3.46    |
| Part-Time Students Pursuing Licensure Only | 0  |                               |         |

# Enrollment in Program 2017-2018

## Students

|  |    |                               |          |
|--|----|-------------------------------|----------|
| Full Time Students Enrolled in Program     | 81 | Mean SAT of Admitted Students | 1,163.53 |
| Part-Time Students Enrolled in Program     | 0  | Mean ACT of Admitted Students | 26.26    |
| Full-Time Students Pursuing Licensure Only | 0  | Mean GPA of Admitted Students | 3.46     |
| Part-Time Students Pursuing Licensure Only | 0  |                               |          |



# Alternative Licensure Programs At Campbell University

1. Residency Program Enrollment as of 1/28/2020 (New Program added July, 2019)
  - 36- Females
    - (African American, Hispanic, Asian, American/Alaskan, White)
  - 8- Males
    - (African American, American/Alaskan, Native American, White)
  - Total: 44 Candidates
  
2. TA to Teacher (Elementary/SPED Program added 2017)
  
3. 2 Plus 2 (Community College Articulations and Collaboration)
  - Transfers from local community college programs



# § 115C-269.10. Educator preparation program approval process

- 4) The EPP shall demonstrate the **impact** of its completers on elementary and secondary student **learning and development, classroom instruction, and schools**, and the **satisfaction of its completers** with the relevance and effectiveness of their preparation.
- 

## CU Impact:

- Employer Survey (May)
- Stakeholders Retreat (August)
- Survey of Stakeholders (Clinical Teacher, Principals, Student Candidates)
- Stakeholder input into reliability and validity of EPP created assignments
- Advisory Stakeholder Board



# § 115C-269.10. Educator preparation program approval process

- 5) The EPP shall maintain a **quality assurance system** comprised of **valid data from multiple measures**, including evidence of students' and completers' positive impact on elementary and secondary student learning and development. The EPP shall **support continuous improvement** that is sustained and evidence-based and that evaluates the effectiveness of its completers. The EPP shall use the results of inquiry and data collection to **establish priorities, enhance program elements and capacity, and test innovations** to improve completers' impact on elementary and secondary student learning and development.
- 

## CU Impact:

- Professional Education Assessment Plan
- Stakeholder's Annual Meeting
- Data Analysis Retreat
- Action Plan
- AAQEP Proposal in Preparation for 2023 Site Visit



# § 115C-269.15. Minimum admissions requirements for educator preparation programs

## CAMPBELL UNIVERSITY'S ADMISSION REQUIREMENTS FOR THE TEACHER EDUCATION PROGRAM

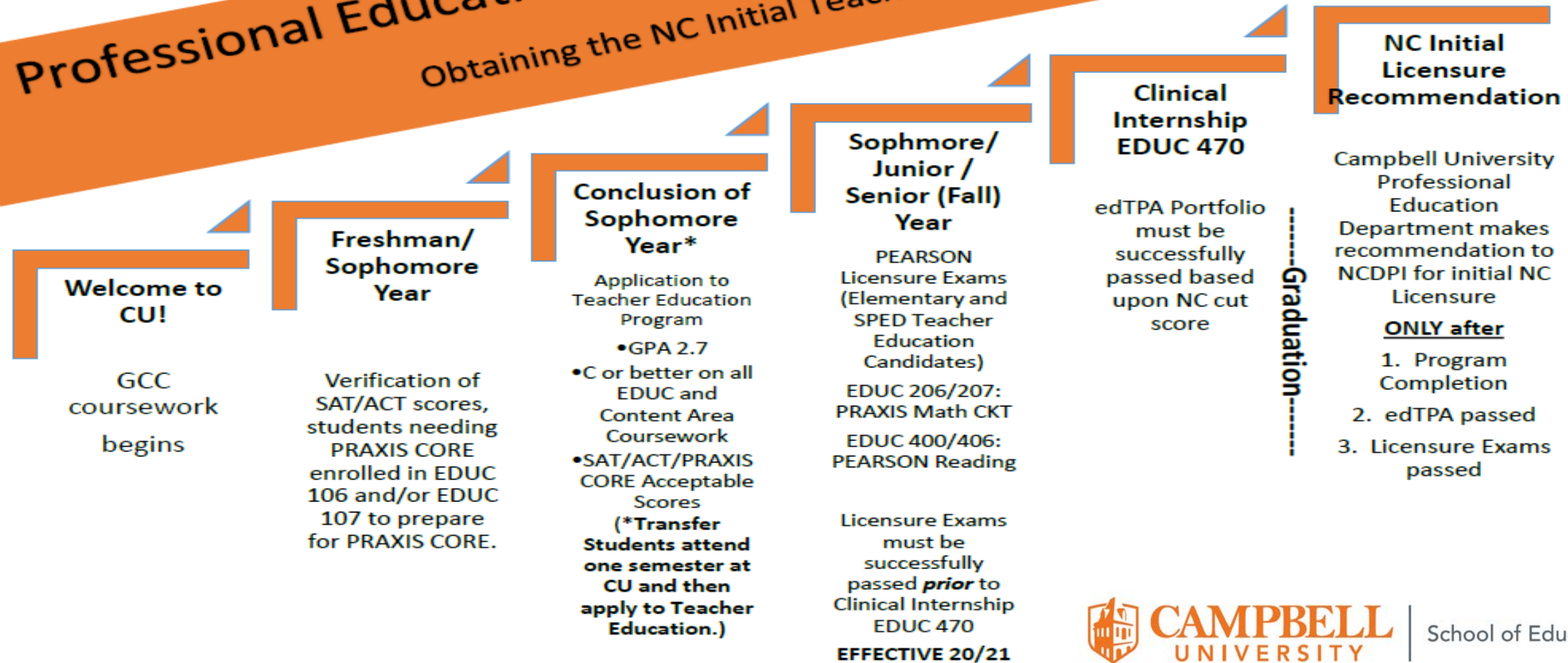
- A minimum cumulative G.P.A. of 2.7 in overall scholastic work (from statute)
- “C” or better in all professional education courses, including courses in the content area major.
- Documented participation in early field experiences, or equivalent experiences as approved by the Dean or the Director of Teacher Education.
- Approval of the major department and the Professional Education department.
- No academic, disciplinary, or social probation.
- Satisfactory scores on the SAT/ACT or PRAXIS CORE (See Table Below).

| SAT                       |                        | ACT              | PRAXIS CORE<br>(If SAT or ACT minimal scores are not met) |
|---------------------------|------------------------|------------------|---|
| Taken Prior to March 2016 | Taken After March 2016 |                  |   |
| SAT V 550                 | SAT R/W 600            | ACT English 24   | Reading 156   |
| SAT M 550                 | SAT M 570              | ACT Math 24      | Writing 162   |
| SAT Combined 1100         | SAT Combined 1170      | ACT Composite 24 | Math 150  |
|                           |                        |                  | Composite 468   |

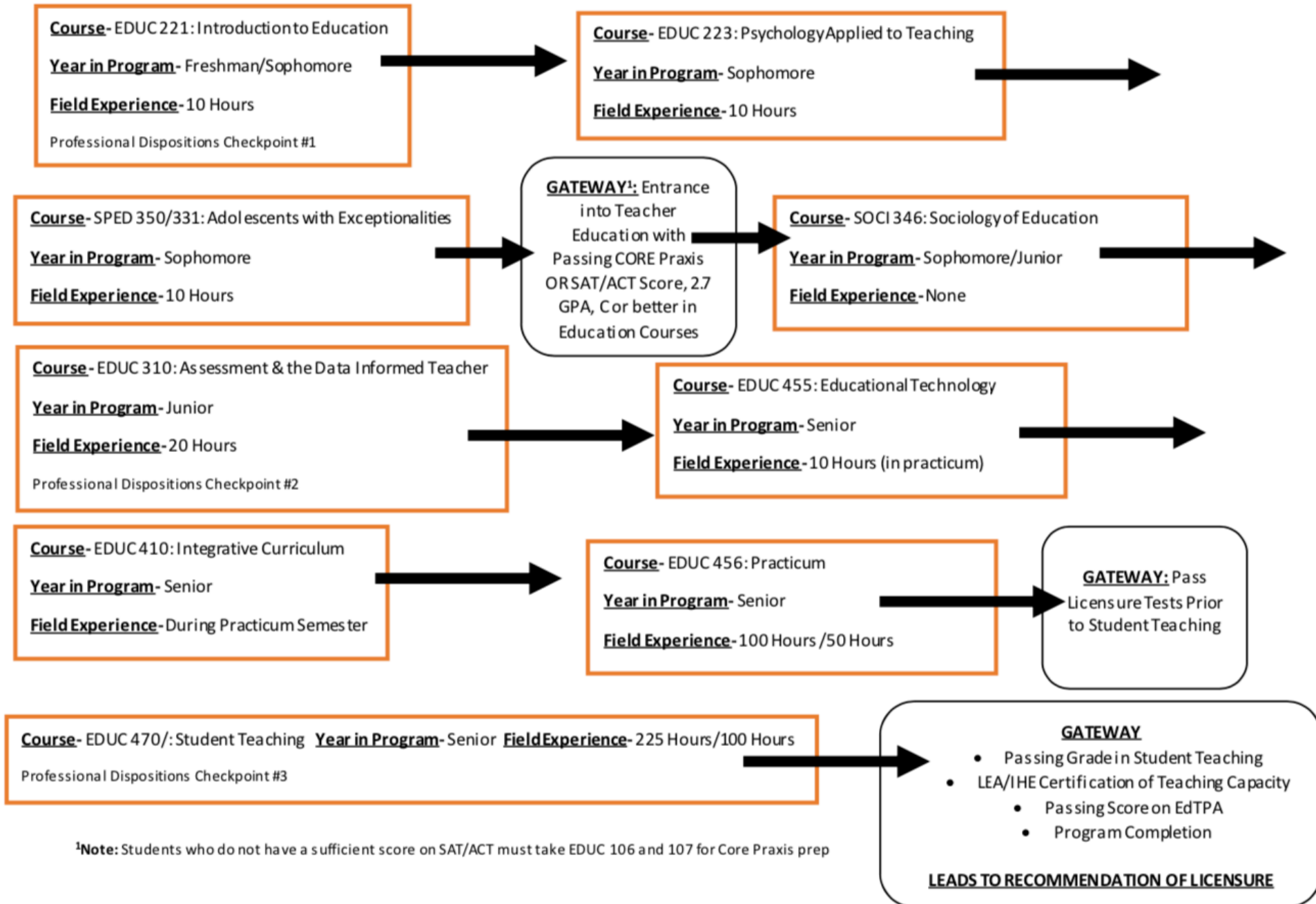


# Professional Education Transitions at Campbell University

## Obtaining the NC Initial Teacher Licensure

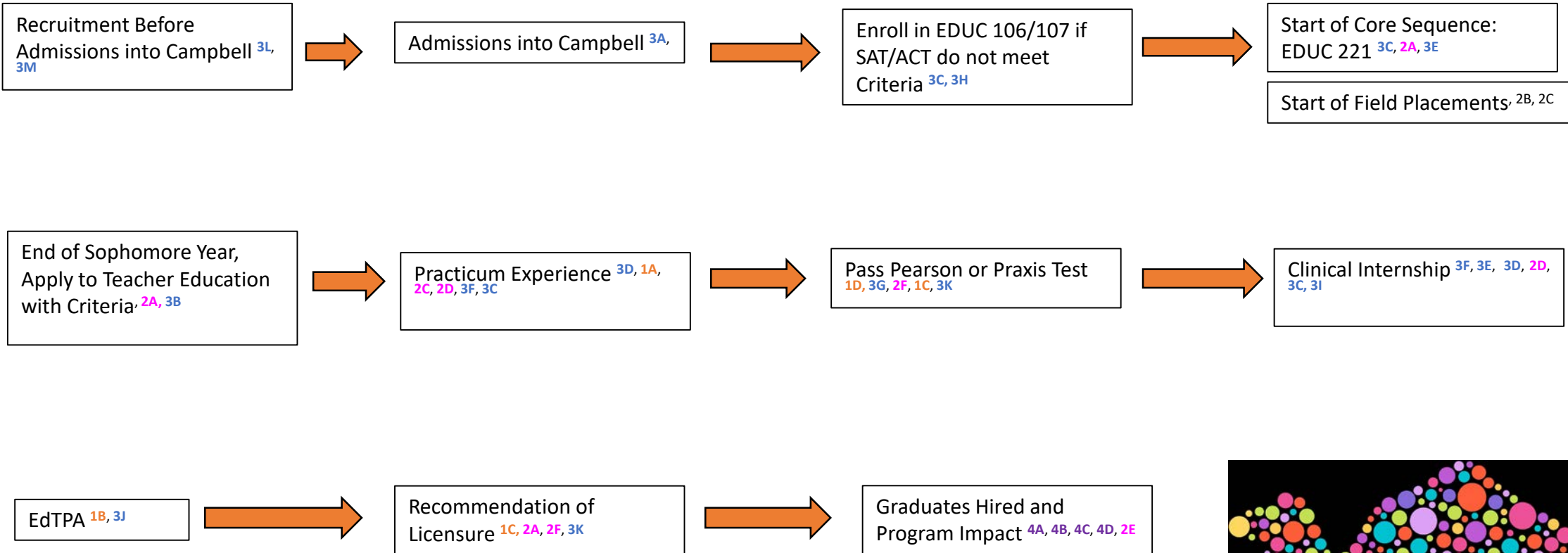


## Core Course Sequence & Gateways for a Teacher Candidate



<sup>1</sup>Note: Students who do not have a sufficient score on SAT/ACT must take EDUC 106 and 107 for Core Praxis prep

# Journey of Teacher Candidates at Campbell University





# § 115C-269.15. Minimum admissions requirements for educator preparation programs

(b) Individual Grade Point Average. – A recognized EPP shall not admit a student into an EPP unless that student has earned a grade point average of at least a 2.7.

---

## CU Impact:

- EDUC 106 (CORE Praxis Math Prep) /107 (CORE Praxis Reading Prep)
- Collaboration with Admissions and Student Success Center
- TA to Teacher Program
- Residency Program (Alternative admission requirements)



**Academic Year 2019-2020 (FALL) (Consequential)**

| Content Area                      | Portfolios Submitted | Score Range  | Percentage Passing | Percentage Non Passing | Condition Code (Counted as non passing) | Average Score |
|-----------------------------------|----------------------|--------------|--------------------|------------------------|---|---------------|
| ELEM LIT                          | *                    | 44-51        | 100                | 0                      | 0                                       | 47            |
| Secondary ELA                     | *                    | 47           | 100                | 0                      | 0                                       | 47            |
| Secondary Science                 | *                    | 41           | 100                | 0                      | 0                                       | 41            |
| MC English                        | *                    | 66           | 100                | 0                      | 0                                       | 66            |
| K-12 Health                       | *                    | 43           | 100                | 0                      | 0                                       | 43            |
| <b>Total Portfolios Submitted</b> | *                    | <b>43-66</b> | <b>100</b>         | <b>0</b>               | <b>0</b>                                | <b>48.2</b>   |

**Academic Year 2018-2019 (Pilot PLUS EDUC 410 edTPA Support Course)**

| Content Area                      | Portfolios Submitted | Score Range  | Percentage Passing | Percentage Non Passing | Condition Code (Counted as non passing) | Average Score |
|-----------------------------------|----------------------|--------------|--------------------|------------------------|---|---------------|
| BKED                              | *                    | 43           | 100                | 0                      | 0                                       | 43            |
| ELEM LIT                          | 16                   | 33-53        | 69                 | 31                     | .13% (2)                                | 43.4          |
| K-12 Performing Arts              | *                    | 38-53        | 100                | 0                      | 0                                       | 44.6          |
| World Language                    | *                    | 34           | 0                  | 100                    | 0                                       | 34            |
| Secondary SS/History              | *                    | 33           | 0                  | 100                    | 0                                       | 33            |
| MC Science                        | *                    | 35           | 0                  | 100                    | 0                                       | 35            |
| MC Math                           | *                    | 42           | 100                | 0                      | 0                                       | 42            |
| Secondary ELA                     | *                    | 49           | 100                | 0                      | 0                                       | 49            |
| SPED                              | *                    | 36-49        | 50                 | 50                     | 0                                       | 41.5          |
| <b>Total Portfolios Submitted</b> | <b>29</b>            | <b>33-53</b> | <b>72</b>          | <b>28</b>              | <b>.13% (2)</b>                         | <b>42.3</b>   |

**Academic Year 2017-2018 (Pilot)**

| Content Area                      | Portfolios Submitted | Score Range  | Percentage Passing | Percentage Non Passing | Condition Code (Counted as non passing) | Average Score |
|-----------------------------------|----------------------|--------------|--------------------|------------------------|---|---------------|
| BKED                              | *                    | 33-51        | 50                 | 50                     | 0                                       | 42            |
| ELEM LIT                          | *                    | 31-52        | 87.5               | 12.5                   | 0                                       | 41.9          |
| K-12 Performing Arts              | *                    | 33           | 0                  | 100                    | 0                                       | 33            |
| Secondary SS/History              | *                    | 44           | 50                 | 50                     | 50% (1)                                 | 44            |
| MC Science                        | *                    | 47-48        | 100                | 0                      | 0                                       | 47.6          |
| SPED                              | *                    | 35-43        | 66                 | 33                     | 33% (1)                                 | 39            |
| <b>Total Portfolios Submitted</b> | <b>18</b>            | <b>31-52</b> | <b>66.6</b>        | <b>33.3</b>            | <b>.13% (2)</b>                         | <b>42.3</b>   |

**edTPA Pass Rates 2017-2019 (Fall)**

\*<10 students. Not identified to protect student privacy.

### 3 Year Pass Rate Analysis for 2015-2016 Completers Employed in 2016-17

✦ <10 students. Not identified to protect student privacy.

| License Area                 | Total Completers | Completers Employed 2016-17 | Takers 2016-17 | Passers 2016-17 | Pass Rate 2016-17 | Takers 2017-18 | Passers 2017-18 | Pass Rate 2017-18 | Takers 2018-19 | Passers 2018-19 | Pass Rate 2018-19 |
|------------------------------|------------------|-----------------------------|----------------|-----------------|-------------------|----------------|-----------------|-------------------|----------------|-----------------|-------------------|
| Elementary (grades K-6)      | *                | *                           | *              | *               | 62.50             | *              | *               | 87.50             | *              | *               | 87.50             |
| M.G. Math                    | *                | *                           | *              | *               | 100.00            | *              | *               | 100.00            | *              | *               | 100.00            |
| M.G. Science                 | *                | *                           | *              | *               | .                 | *              | *               | .                 | *              | *               | .                 |
| M.G. Social Studies          | *                | *                           | *              | *               | 100.00            | *              | *               | 100.00            | *              | *               | 100.00            |
| Math (grades 9-12)           | *                | *                           | *              | *               | 50.00             | *              | *               | 50.00             | *              | *               | 50.00             |
| Social Studies (grades 9-12) | *                | *                           | *              | *               | .                 | *              | *               | .                 | *              | *               | .                 |
| History                      | *                | *                           | *              | *               | .                 | *              | *               | .                 | *              | *               | .                 |
| Health and Physical Ed       | *                | *                           | *              | *               | 100.00            | *              | *               | 100.00            | *              | *               | 100.00            |
| Music                        | *                | *                           | *              | *               | 0.00              | *              | *               | 50.00             | *              | *               | 66.67             |
| Spec Ed: General Curriculum  | *                | *                           | *              | *               | 66.67             | *              | *               | 66.67             | *              | *               | 66.67             |
| Institution Summary          | 29               | 21                          | 19             | 13              | 68.42             | 19             | 16              | 84.21             | 20             | 17              | 85.00             |

# § 115C-269.20. Content and pedagogy requirements

- a. The identification and education of children with disabilities.

**CU Impact:**

**SPED 331/350 Students with Mild/Moderate Disabilities**

- b) Positive management of student behavior and effective communication techniques for defusing and de-escalating disruptive or dangerous behavior.

**CU Impact:**

**Continuum of Coursework (Curriculum Mapping)/Clinical Field Experiences leading to Practicum/Student Teaching**

- c) Demonstration of competencies in using digital and other instructional technologies to provide high-quality, integrated digital teaching and learning to all students.

**CU Impact:**

**EDUC 455/Continuum of Coursework (Curriculum Mapping)**

- d) The skills and responsibilities required of educators.

- e) The expectations for student performance based on State standards.

- f) The supply of and demand for educators in this State, as identified in the vacancy report required by G.S. 115C-299.5(e).

- g) The State's framework for appraisal of educators

**CU Impact (d-g): EDUC 221/Continuum of Coursework (Curriculum Mapping)**



**CAMPBELL**  
UNIVERSITY

School of Education

# § 115C-269.20. Content and pedagogy requirements

CU Impact: Curriculum Mapping Across all Program Area Coursework

|   |
|---|
| Writing<br>(Teaching of Writing vs Content Area Writing)    |
| Digital Literacy<br>(Tools for learning vs Collecting Data) |
| Social/Emotional  |
| Theories of Learning  |
| Differentiation for High Ability                            |
| Differentiation for Struggling Learners                     |
| Differentiation for ESL                                     |
| Instructional Feedback<br>Techniques/Strategies             |
| Creating/Using Rubrics                                      |
| Professional Behavior                                       |

# § 115C-269.20. Content and pedagogy requirements

## Bachelor of Science/Elementary Education with Teacher Licensure (025)

Name \_\_\_\_\_ Advisor \_\_\_\_\_  
 Choose one focus area: \_\_\_ Professional Education Elective \_\_\_ BK Extension \_\_\_ Middle Grades Extension \_\_\_ SPED Extension

| Year 1  |             |     |       |   |             |     |       |  |
|---|-------------|-----|-------|---|-------------|-----|-------|--|
| Fall  | Hours       | Sem | Grade | Spring  | Hours       | Sem | Grade |  |
| EDUC 221 (10 hr FE) Intro to Education          | 3           |     |       | HIST 111 Western Civilization                   | 3           |     |       |  |
| ENGL 101 Composition 1                          | 3           |     |       | English 102 Composition 2                       | 3           |     |       |  |
| GCC Math  | 3           |     |       | GCC Math  | 3           |     |       |  |
| GCC Science                                     | 4           |     |       | GCC Science                                     | 4           |     |       |  |
| PE 185 Lifetime Wellness                        | 2           |     |       | ART/MUSC/THEA 131                               | 3           |     |       |  |
| CUFS 100 Freshman Seminar                       | 1           |     |       | CUC 100 Connections                             | 0.5         |     |       |  |
| <b>EDUC 106 (as needed) CORE Math</b>           | <b>2</b>    |     |       |   |             |     |       |  |
| <b>EDUC 107 (as needed) CORE Reading</b>        | <b>2</b>    |     |       |   |             |     |       |  |
| <b>Total Hours</b>                              | <b>16</b>   |     |       | <b>Total Hours</b>                              | <b>16.5</b> |     |       |  |
|   |             |     |       | <b>Complete Core Praxis</b>                     |             |     |       |  |
| Year 2  |             |     |       |   |             |     |       |  |
| Fall  | Hours       | Sem | Grade | Spring  | Hours       | Sem | Grade |  |
| EDUC 206 Math Licensure Prep                    | 3           |     |       | EDUC 207 Mathematics Success                    | 3           |     |       |  |
| EDUC 351 Elementary Education Curriculum        | 3           |     |       | EDUC 223 (10 hr FE) Psych Applied to Teaching   | 3           |     |       |  |
| ENGL 2xx English Literature                     | 3           |     |       | SPED 350 (10 hr FE) Mild/Moderate               | 3           |     |       |  |
| FL 101 Foreign Language                         | 3           |     |       | FL 102 Foreign Language                         | 3           |     |       |  |
| PSYC 222 General Psychology                     | 3           |     |       | CHRS 125 Intro to Christianity                  | 3           |     |       |  |
| CUC 200 Connections                             | 0.5         |     |       | POLS 229 Political Science                      | 3           |     |       |  |
| HIST 331 North Carolina History                 | 3           |     |       |   |             |     |       |  |
| <b>Total Hours</b>                              | <b>18.5</b> |     |       | <b>Total Hours</b>                              | <b>18</b>   |     |       |  |
|   |             |     |       | <b>Math Licensure Exam</b>                      |             |     |       |  |
|   |             |     |       | <b>Teacher Education Application</b>            |             |     |       |  |
| Year 3  |             |     |       |   |             |     |       |  |
| Fall  | Hours       | Sem | Grade | Spring  | Hours       | Sem | Grade |  |
| FL 201 Foreign Language                         | 3           |     |       | EDUC 310 (20 hr FE) Assessment/Data             | 3           |     |       |  |
| EDUC 355 Teaching Writing Across the Curriculum | 3           |     |       | Elective  | 3           |     |       |  |
| EDUC 400 (10 hr FE) Reading Foundations         | 3           |     |       | Elective  | 3           |     |       |  |
| EDUC 406 Integrated Reading                     | 2           |     |       | Elective  | 3           |     |       |  |
| SOCI 346 Sociology of the School                | 3           |     |       | Elective  | 1           |     |       |  |
| Elective  | 3           |     |       |   |             |     |       |  |
| <b>Total Hours</b>                              | <b>17</b>   |     |       | <b>Total Hours</b>                              | <b>13</b>   |     |       |  |
| <b>Pearson Reading Licensure Exam</b>           |             |     |       | <b>Practicum Application</b>                    |             |     |       |  |
| Year 4  |             |     |       |   |             |     |       |  |
| Fall  | Hours       | Sem | Grade | Spring  | Hours       | Sem | Grade |  |
| EDUC 455 (10 hr FE) Ed Tech                     | 3           |     |       | EDUC 470 Student Teaching                       | 12          |     |       |  |
| EDUC 410 Integrated Curriculum                  | 2           |     |       |   |             |     |       |  |
| EDUC 456 Practicum                              | 2           |     |       |   |             |     |       |  |
| EDUC 435 Math Methods                           | 2           |     |       |   |             |     |       |  |
| EDUC 450 Science Methods                        | 2           |     |       |   |             |     |       |  |
| EDUC 448 Social Studies for Elem Ed             | 2           |     |       |   |             |     |       |  |
| <b>Total Hours</b>                              | <b>13</b>   |     |       | <b>Total Hours</b>                              | <b>12</b>   |     |       |  |
|   |             |     |       | <b>Elementary Education Total Program Hours</b> | <b>124</b>  |     |       |  |
| <b>Student Teaching Application</b>             |             |     |       | <b>edTPA</b>                                    |             |     |       |  |

## Bachelor of Science/Special Education with Teacher Licensure (88091)

| Year 1   |             |     |       |   |             |     |       |         |
|--|-------------|-----|-------|---|-------------|-----|-------|---------|
| Name   | Hours       | Sem | Grade | Name  | Hours       | Sem | Grade | Advisor |
| Fall   |             |     |       | Spring  |             |     |       |         |
| ENGL 101 Composition I                           | 3           |     |       | ENGL 102 Composition 2                        | 3           |     |       |         |
| GCC Math Requirement                             | 3           |     |       | GCC Math Requirement                          | 3           |     |       |         |
| GCC Science Requirement                          | 4           |     |       | GCC Science Requirement                       | 4           |     |       |         |
| PE 185 Lifetime Wellness                         | 2           |     |       | ART/MUSC/THEA 131                             | 3           |     |       |         |
| EDUC 221(10 hr FE) Intro to Education            | 3           |     |       | HIST 111/112                                  | 3           |     |       |         |
| CUFS 100 Freshman Seminar                        | 1           |     |       | CUC 100 Connections                           | 0.5         |     |       |         |
| <b>Total Hours</b>                               | <b>16</b>   |     |       | <b>Total Hours</b>                            | <b>16.5</b> |     |       |         |
| <b>EDUC 106 (as needed) CORE Math</b>            | <b>2</b>    |     |       | <b>Complete Core Praxis</b>                   |             |     |       |         |
| <b>EDUC 107 (as needed) CORE Reading</b>         | <b>2</b>    |     |       |   |             |     |       |         |
| Year 2   |             |     |       |   |             |     |       |         |
| Fall   | Hours       | Sem | Grade | Spring  | Hours       | Sem | Grade |         |
| EDUC 206 Math Licensure Prep                     | 3           |     |       | EDUC 207 Mathematics Success                  | 3           |     |       |         |
| EDUC 351 Elementary Curriculum                   | 3           |     |       | EDUC 223 (10 hr FE) Psych Applied to Teaching | 3           |     |       |         |
| SPED 350 (10 hr FE) Mild/Moderate                | 3           |     |       | SPED 351 Curr. Collaboration Transition       | 3           |     |       |         |
| ENGL 2__ English Literature                      | 3           |     |       | SPED 370 Teaching Students with LD            | 3           |     |       |         |
| PSYC 222 General Psychology                      | 3           |     |       | SPED 371 Interventions for Sts BD/AU          | 3           |     |       |         |
| FL 101 Foreign Language                          | 3           |     |       | FL 102 Foreign Language                       | 3           |     |       |         |
| CUC 200 Connections                              | 0.5         |     |       |   |             |     |       |         |
| <b>Total Hours</b>                               | <b>18.5</b> |     |       | <b>Total Hours</b>                            | <b>18</b>   |     |       |         |
|  |             |     |       | <b>Math Licensure Exam</b>                    |             |     |       |         |
|  |             |     |       | <b>Teacher Education Application</b>          |             |     |       |         |
| Year 3   |             |     |       |   |             |     |       |         |
| Fall   | Hours       | Sem | Grade | Spring  | Hours       | Sem | Grade |         |
| EDUC 355 Teaching Writing Across the Curriculum. | 3           |     |       | EDUC 310 (20hr FE) Assessment/Data            | 3           |     |       |         |
| EDUC 400 (10hr FE) Reading Foundations           | 3           |     |       | SPED 372 Diagnosis & Assessment               | 3           |     |       |         |
| EDUC 406 Integrated Reading                      | 2           |     |       | SPED 438 Program Planning                     | 3           |     |       |         |
| SPED 455 Adaptive Technology                     | 2           |     |       | POLS 229 Political Science                    | 3           |     |       |         |
| SOCI 346 Sociology of Education                  | 3           |     |       | HIST 331 History of North Carolina            | 3           |     |       |         |
| FL 201 Foreign Language                          | 3           |     |       |   |             |     |       |         |
| <b>Total Hours</b>                               | <b>16</b>   |     |       | <b>Total Hours</b>                            | <b>15</b>   |     |       |         |
| <b>Pearson Reading Licensure Exam</b>            |             |     |       | <b>Practicum Application</b>                  |             |     |       |         |
| Year 4   |             |     |       |   |             |     |       |         |
| Fall   | Hours       | Sem | Grade | Spring  | Hours       | Sem | Grade |         |
| EDUC 455 (10hr FE) Ed Tech                       | 3           |     |       | EDUC 470 Student Teaching                     | 12          |     |       |         |
| EDUC 456 Practicum                               | 2           |     |       |   |             |     |       |         |
| EDUC 435 Math Methods                            | 2           |     |       |   |             |     |       |         |
| EDUC 450 Science Methods                         | 2           |     |       |   |             |     |       |         |
| EDUC 410 Integrated Curriculum                   | 2           |     |       |   |             |     |       |         |
| CHRS 125 Intro to Christianity                   | 3           |     |       |   |             |     |       |         |
| <b>Total Hours</b>                               | <b>14</b>   |     |       | <b>Total Hours</b>                            | <b>12</b>   |     |       |         |
| <b>PRAXIS II SPED</b>                            |             |     |       | <b>Special Education Total Program Hours</b>  | <b>126</b>  |     |       |         |
| <b>Student Teaching Application</b>              |             |     |       | <b>edTPA</b>                                  |             |     |       |         |

In addition, you may choose an extension in Birth to Kindergarten or Middle Grades.