



Perkins V Financial Overview

**North Carolina Department of Public Instruction
March 4, 2020**

Federal Formula to States

The Perkins V formula for distributing funds to States is based on two components

- a foundational amount
- a population based formula for distributing any available funding beyond the cumulative foundational amount for all States.

The formula distributes Federal funding using the following method:

| | | |
|---------------------------------|---|--|
| Foundational Amount | Each State receives an amount equal to the amount of its grant in Federal FY 2018 | |
| Distribution of Remaining Funds | 50% | Based on each State's percentage of national population of individuals aged 15 to 19 |
| | 20% | Based on each State's percentage of the national population of individuals aged 20 to 24 |
| | 15% | Based on each State's percentage of the national population of individuals aged 25 to 65 |
| | 15% | Based on each State's percentage of the national population of individuals aged 15 to 65 |

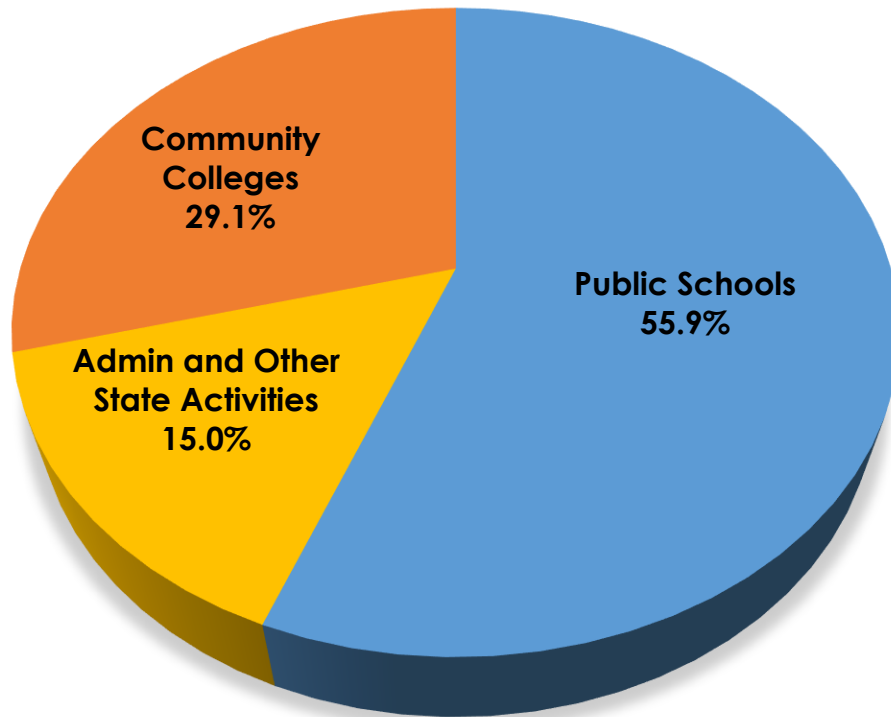
NC's foundational amount is \$40,317,428.

For FY 2019-20, the foundational amount plus its population-based percentage of the remaining fund \$42,692,016 in Perkins funds.

In the event that there are insufficient funds for all States to receive their foundational amount, all States would receive a ratable reduction.

Allocation of Perkins V Grant FY 2019-20

FY 2019-20 Perkins Funding Distribution



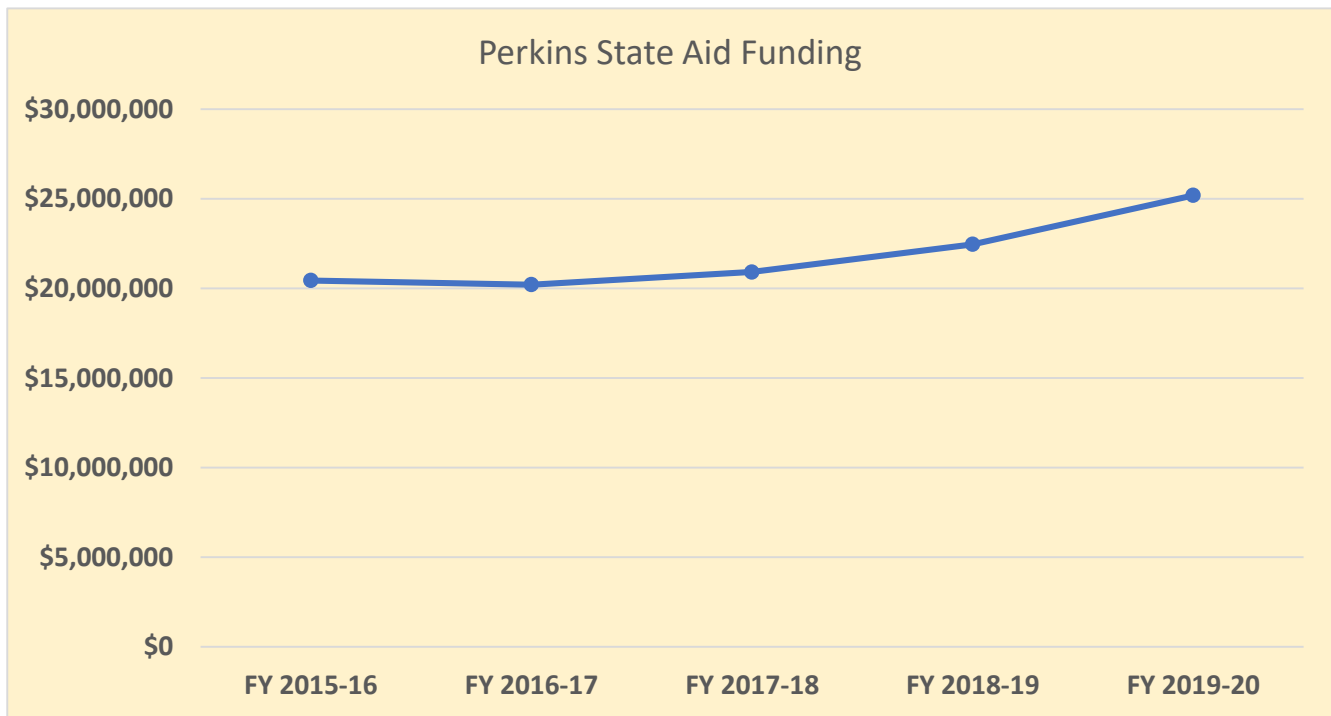
North Carolina's Perkins V grant funds are split between LEAs, community colleges, and funds for administration and other State activities (including funding for special populations).

The actual distribution of funds for NC's FY 2019-20 Perkins grant is as follows:

| Entity | Amount |
|----------------------------------|----------------------|
| Public Schools | \$ 23,859,952 |
| Community Colleges | \$ 12,428,261 |
| Admin and Other State Activities | \$ 6,403,803 |
| Total 2019-20 | \$ 42,692,016 |

Perkins State Aid Funding

Over the past five years, NC has seen a slight increase in its overall Perkins funding, which has translated into increases in the amounts allotted as State Aid.

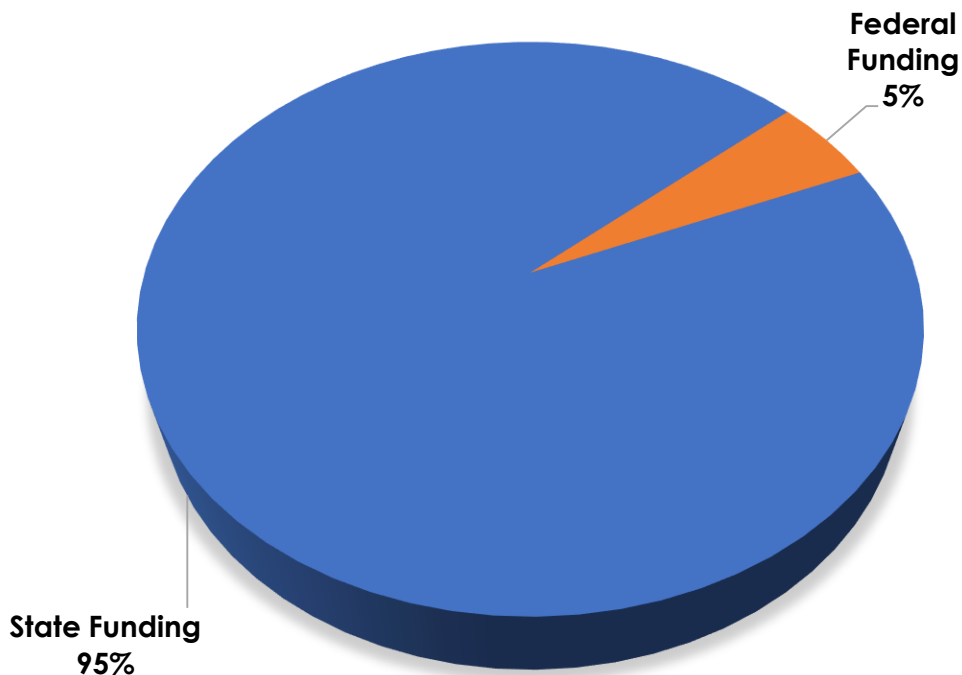


From these amounts, allotments are provided to eligible secondary education programs using the following formula:

| | |
|-----------------------|--|
| 70% of Funding | Allocated based on the district's proportion of the number of individuals aged 5 through 17 who reside in the district and are below the poverty line (based on data used for Title I, Part A funding) |
| 30% of Funding | Allocated based on the district's proportion of the number of individuals aged 5 to 17 who reside in the district |

Comparing State and Federal Career Technical Education (CTE) Funding

FY 2019-20 State vs. Federal CTE Funding



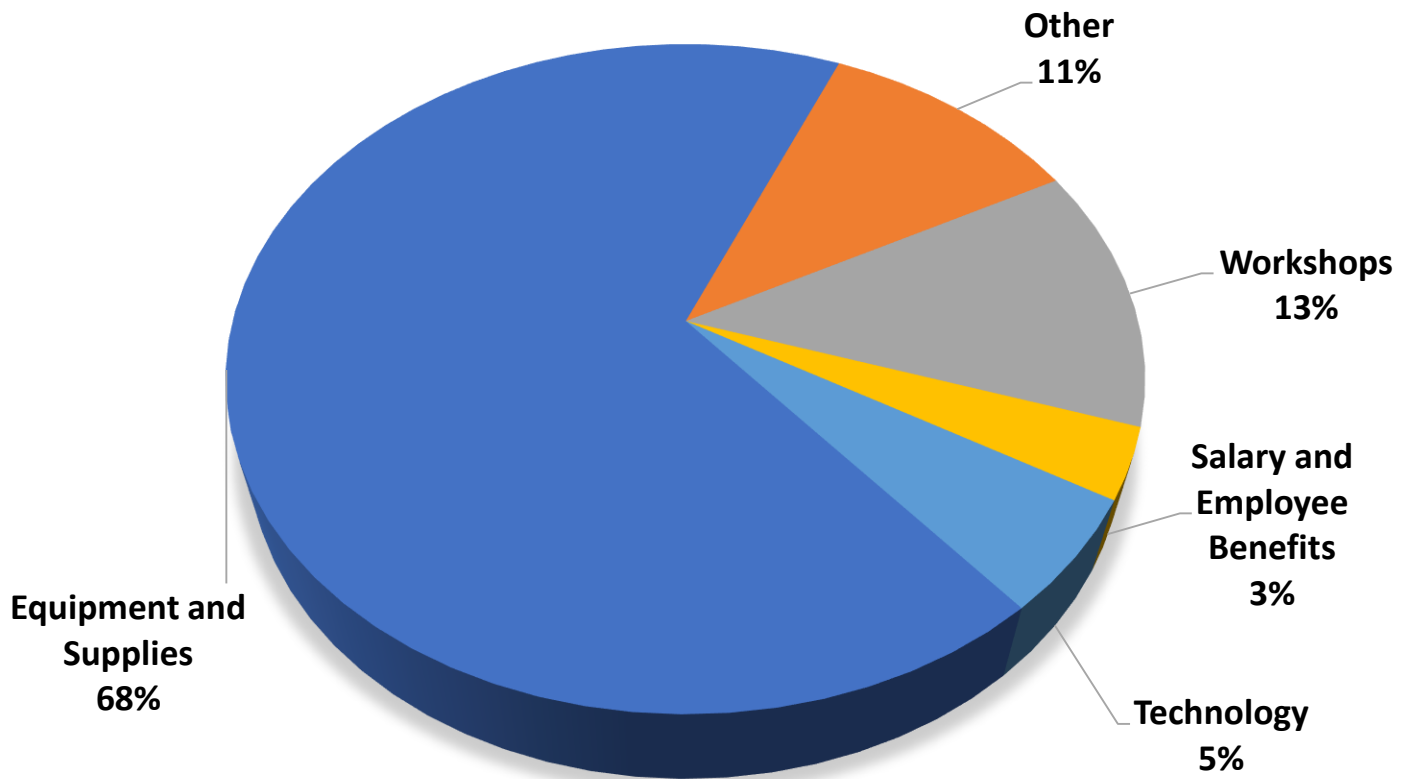
In FY 2019-20, NC allotted over \$25 million in Perkins funding to LEAs, while over \$476 million was appropriated for CTE in State funding.

Of the State funding,

- \$448,045,233 was provided as months of employment for CTE certified instructional personnel,
- \$25,984,728 was provided for developing, expanding, and improving CTE programs
- \$2,056,910 was provided for grade expansion grants

LEA Uses of Perkins Funds

FY 2018-19 Perkins Expenditures by Category



Almost 75% of Perkins funding is expended on equipment, supplies and technology, to support CTE instruction and activities.

Perkins funds are required to supplement State and local CTE funding; as such, these funds are utilized to provide additional educational opportunities for CTE students beyond what would be otherwise available.