

changes/approvals.			
Jointly seek funding for Transfer Advisory Committee, staff for transfer offices and staff for teacher centers.	Presidents/Boards	2005 Session	Legislative Request
2d Empower legal counsel for both UNC and NCCCS to monitor and make recommendations at the federal and state levels to address the educational needs of undocumented students.	Legal Counsels	Ongoing	UNC NCCCS
3. PARTNERSHIP EFFORTS FOR ACADEMIC PROGRAMS (with emphasis on teaching and nursing)	RESPONSIBILITY	TIMELINE	SOURCE OF FUNDS
3a. Establish a UNC presence on every community college for the purposes of information, advising, and coordinating UNC course/program offering, as well as further promoting our partnership. This office could also serve as a proctored testing center to support online learning in the State. A single university presence on each community college campus would provide information about transfer, 2+2, lateral entry, etc.	UNC campuses/NCCCS campuses	Complete by 2006-07	Legislative Request
3b. Complete the 2+2 e-learning initiative. Fully develop a comprehensive articulation agreement for distance learning. Include in the distance learning initiative opportunities for students to earn a BSN or teaching certificate or to advance from the RN to BSN by distance learning in any county in North Carolina. Consistent with the recommendation, consider joint technology development and support systems for online learning.	Existing Joint Committee TAC	Fall 2005	Legislative Request
3c. Explore additional 2+2 programs for AAS in accord with the proposed model for the online articulation project.	Joint Staff Committees TAC	Ongoing	UNC NCCCS
3d. Expand the College Redirection Program of CFNC to include service to transfer students seeking admission to a four-year degree program.	CFNC	Spring 2006	Legislative Request
3e. UNC and NCCCS should jointly establish a network of teacher centers designed to serve prospective teachers and to support area school districts by enhancing teacher quality efforts any by improving teacher supply, distribution, and retention. A primary focus should be lateral entry and 2+2 programs. The centers should be located on community college campuses to offer close geographic proximity to schools across the state.	Joint Staff Committees DPI	2005-2006	Legislative Request
3f. Expand the number of pre-majors included in the Comprehensive Articulation Agreement consistent with the model of the online articulation project and with a focus on high-need disciplines.	TAC Faculty Committees	Ongoing	UNC NCCCS
3g. UNC campuses periodically should review admission requirements to teacher education and nursing programs to remove any unnecessary barriers.	UNC CAOS and Deans of Nursing and Education	Spring 2005	UNC
h. Identify instructor shortages in community colleges and establish partnerships or joint programs to increase the	Joint Staff Committees	Ongoing	UNC

number of faculty in the community colleges in high-need areas of education and nursing. Where possible, develop creative ways of sharing faculty, lab space, or creating shuttles for students to be transported to nearby community colleges.			NCCCS
3i. NCCCS should establish specific goals for pre-education recruitment and enrollment for each campus so the collaborative efforts between NCCCS and UNC system can be quantified and measured.	NCCCS	Spring 2005	NCCCS
3j. NCCCS should develop an automated function to review and "flag" transcripts with the general education core completed.	NCCCS	Spring 2005	NCCCS
4. TRANSFER ADVISORY COMMITTEE /COMPREHENSIVE ARTICULATION AGREEMENT	RESPONSIBILITY	TIMELINE	SOURCE OF FUNDS
4a. Through the TAC, revise the CAA document, creating a clear set of expectations and requirements, a grievance policy, and an expanded communications plan.	TAC	Spring 2005	Legislative Request
4b. Complete the articulation module on CFNC.	TAC	Spring 2005	Legislative Request
4c. Establish a hotline for community college and university students to provide answers about transfer; incorporate into the CFNC Center at UNCG.	TAC	Spring 2005	Legislative Request
4d. Continue to use faculty discipline committees to review proposals for pre-majors, other joint programs, and policies.	TAC	Ongoing	UNC NCCCS
4e. Continue to work collaboratively to bring information to the annual counselor workshops about transfer opportunities.	TAC	Ongoing	UNC NCCCS

Appendices

- A. “Community College/UNC Partnerships” by Gretchen M. Bataille, Senior Vice President for Academic Affairs, UNC
- B. “UNC and NCCCS Articulation” by Bobby Kanoy, Senior Associate Vice President for Academic and Student Affairs, UNC
- C. “Task Force on UNC/NCCCS Partnerships” by Stuart Fountain, NCCCS Trustee
- D. Summary of UNCC activities with regional community colleges by James H. Woodward, Chancellor of UNCC
- E. “Chapter Six: Summary of Recommendations and A Blueprint for Action” from *Task Force on the North Carolina Nursing Workforce Report*
- F. “North Carolina Community College System Report: Selective Admissions Programs with Waiting Lists” from NCCCS Special Report to the General Assembly
- G. “Potential Collaborative Legislative Issues”
- H. “UNC/NCCCS Collaborative Activities Supporting the NC Biotechnology Initiative”

COMMITTEE FINDINGS

Teacher Shortage

The Committee believes there is a growing shortage of competent teachers in North Carolina. The shortage is growing due to more teachers retiring, increasing student enrollment, and past class size reduction initiatives. The teacher shortage is the most acute in rapidly growing school systems, in rural, low-wealth counties, and in schools with high numbers of at-risk students. In addition, many of the State's school systems are experiencing a shortage of certified teachers in math, science, special education, and second languages.

The State has a number of programs and initiatives designed to recruit and retain competent school personnel. The State Board of Education and the UNC Board of Governors have been evaluating these programs and initiatives to determine whether enhancements are needed, barriers must be eliminated, or new programs or initiatives are needed.

As required by Section 7.19A of S.L. 2004-124, the Committee reviewed existing programs that facilitate student participation in teacher preparation programs such as (i) university and community college collaborative programs; (ii) distance learning programs; and (iii) any other existing teacher preparation programs other than traditional four-year residential programs.

The Committee encourages the General Assembly to support initiatives that address the State's teacher shortage and, simultaneously, maintain high standards for all teachers.

Leandro/School Funding

Ten years have passed since North Carolina's current school funding case ("Leandro") was filed in 1994. It is now clear there is a constitutional requirement that every child in the State is guaranteed the opportunity to receive a sound basic education in the public schools. It also is clear that the State is ultimately responsible for providing each child with access to a sound basic education. This requires that each child have the opportunity to attend a public school staffed by competent, certified, well-trained teachers and led by a well-trained, competent principal with leadership skills and the ability to hire and retain competent, certified, and well-trained teachers who can implement effective and cost-effective instructional programs to meet the needs of all children, including at-risk children.

There have been two North Carolina Supreme Court rulings in Leandro, the most recent of which was issued on July 30, 2004, and which confirmed the lower court's finding that at-risk children in Hoke County are not receiving the opportunity for a sound basic education. The Court remanded the case to the lower court "and ultimately into the hands of the legislative and executive branches, one more installment in the 200-plus year effort to provide an education to the children of North Carolina."

Currently, the State Board of Education is in the process of developing a proposal that the court is overseeing. This plan will be presented to the General Assembly for its consideration during the 2005 Regular Session. However, the General Assembly also

should examine whether the current education funding system and funding levels are appropriate to meet the Leandro requirements and should scrutinize all proposed education legislation and funding within the context of Leandro.

Dropouts and High School Completion Rates

There are a variety of methods for calculating the dropout rate or the high school completion rate. For example, the federal government, which uses a formula that divides the number of dropouts by membership in grades 9-12, gives North Carolina a rate of 6.3 out of 10 and ranks this state as 40th of 45 states (from lowest rate to highest). However, no matter what method is used, the Committee is concerned about the numbers of students who do not graduate from high school in North Carolina.

According to the Department of Public Instruction, North Carolina's dropouts tend to be ninth graders, American Indians, Hispanics, African-Americans, and male. They also tend to meet the following characteristics: from low-income households; with single parents; have siblings that have dropped out; they do not speak English well; they have dyslexia, depression, and other cognitive or mental health problems. There also is growing evidence that public high schools, as currently structured, are not meeting the needs of many students who are at-risk of dropping out before earning a high school diploma.

The State has a number of initiatives that focus on lowering the dropout rate and increasing the high school completion rate. At this time, the Committee believes the State should focus its efforts on the following strategies: early intervention, support for at-risk and disadvantaged students, and the restructuring of high schools.

School Construction Needs

School systems are having a very difficult time keeping up with their school facility needs. As of 2001, the Department of Public Instruction estimated these needs at \$6.2 billion. These needs are growing because recent class size reductions resulted in the need for 2300 new classrooms, some areas are experiencing extremely rapid growth, and counties are spending almost \$1 billion each year in current operations funding, which diverts the local funds that could be used for construction.

While counties are legally responsible for funding school facilities, there has been a pattern of the State providing assistance about every 10 years and it has been 10 years since this last happened. The North Carolina School Boards Association and the North Carolina Association of County Commissioners would like the State to consider a dedicated revenue stream to help counties meet the State's needs for school facilities.

Global Education

The Committee finds that public education must keep current with the changing world so that our students are prepared for the world of the future. The world has changed dramatically in the past 30 years, during which there have been more creations and inventions than ever in history. The demographics of the United States and this State have seen significant shifts that are expected to continue. There also are upcoming shifts in the global economy: none of the future largest cities will be in the northern

hemisphere and the next one billion consumers will come from Brazil, India, China, and developing markets.

Early Childhood Learning Programs

The period of life before a child comes to kindergarten has been found to be a critical time for establishing that child's lifelong patterns for learning. Research has found that, in particular, much of the brain develops between birth and age three. Research also has found that some of the most effective early childhood learning programs use proven educational techniques, stimulate every area of the brain, are based on one-on-one teaching or interaction between the child and a parent or teacher, include positive reinforcement of the child's actions, and involve appropriate sequencing.

The General Assembly should encourage child care centers and preschool programs that receive State funds to invest in effective early learning programs, especially those that have been used successfully in early childhood learning settings.

Enrollment Projections

Public Schools

Average Daily Membership (ADM) in the public schools is projected to grow by 26,797, or 1.96%, bringing the Statewide total to 1,395,860. The cost to fund the new growth will be approximately \$141 million. The ADM has increased 20% over last 10 years. The 10 largest school systems have 72% of the growth and 40 school systems have declining ADM. Funding for growth is built into the continuing budget.

Community Colleges

There is a 1.32% projected increase in Full Time Equivalency (FTE) for 2005-06 at a cost of \$7,897,979. Community Colleges are not funded on a projected basis. They are funded based on the prior year or the average of the three previous years. **[Current funding study underway – report to be made at meeting]**

Universities

There is a 3.07% projected enrollment increase for 2005-06. The cost to fund this is \$73,600,000.

Comprehensive Articulation Agreement

In 2003, the General Assembly authorized the Committee to contract for an evaluation of the Comprehensive Articulation Agreement (CAA). The Committee finds the higher education community has developed and refined a successful process for enabling young people to transfer efficiently between community colleges and between community colleges and universities.

The Committee encourages the higher education community to continue to work cooperatively to make further improvements to the CAA so as to increase the number of students who enroll in a university after successfully completing an Associate in Arts or Associate in Science degree from a North Carolina community college.

Science and Math School Tuition Grants (Report Required)

In accordance with Section 9.6A of S.L. 2004-124, the Committee reviewed information from the President of the North Carolina School of Science and Mathematics (NCSSM) and the Board of Governors regarding the students who received the tuition grant

provided to graduates of the NCSSM. Because this information was preliminary and only for one year, the Committee does not have any recommendations for the General Assembly at this time as to whether changes are needed to this program.

**JOINT LEGISLATIVE
EDUCATION OVERSIGHT COMMITTEE**

DRAFT



***REPORT TO THE
2005 GENERAL ASSEMBLY
OF NORTH CAROLINA***

A LIMITED NUMBER OF COPIES OF THIS REPORT IS AVAILABLE
FOR DISTRIBUTION THROUGH THE LEGISLATIVE LIBRARY.

ROOMS 2126, 2226
STATE LEGISLATIVE BUILDING
RALEIGH, NORTH CAROLINA 27611
TELEPHONE: (919) 733-7778

OR

ROOM 500
LEGISLATIVE OFFICE BUILDING
RALEIGH, NORTH CAROLINA 27603-5925
TELEPHONE: (919) 733-9390

TABLE OF CONTENTS

LETTER OF TRANSMITTAL i

COMMITTEE MEMBERSHIP ii

COMMITTEE FINDINGS..... 1

COMMITTEE PROCEEDINGS.....4

SUMMARIES OF EDUCATION REPORTS.....8

ARTICLE 12H OF CHAPTER 120 OF GENERAL STATUTES.15

STATE OF NORTH CAROLINA

JOINT LEGISLATIVE EDUCATION OVERSIGHT COMMITTEE



January 12, 2005

TO THE MEMBERS OF THE 2005 GENERAL ASSEMBLY:

Attached for your consideration is the report to the 2005 General Assembly. This report was prepared by the Joint Legislative Education Oversight Committee pursuant to G.S. 120-70.81.

Respectfully submitted,

Senator A.B. Swindell
Cochair

Representative Robert Grady
Cochair

Representative Doug Yongue
Cochair

JOINT LEGISLATIVE EDUCATION OVERSIGHT COMMITTEE
2003-2005

COMMITTEE MEMBERSHIP

Senator A.B. Swindell, Co-Chair
P.O. Box 788
Nashville, NC 27856
(252) 462-0190

Senator Tom Apodaca
214 North King Street
Hendersonville, NC 28792
(919) 733-5745

Senator Charlie Dannelly
Legislative Building, Room 2010
Raleigh, NC 27601
(919) 733-5955

Senator Linda Garrou
3910 Camerille Farm Road
Winston-Salem, NC 27106
(336) 922-4192

Senator John Garwood
453 Mark Lane
North Wilkesboro, NC 28659
(336) 838-5378

Senator Kay Hagan
Legislative Office Building, Room 411
Raleigh, NC 27603
(919) 733-5856

Senator Fletcher Hartsell
P.O. Box 368
Concord, NC 28026
(919) 733-7223

Senator Vernon Malone
2124 Lyndhurst Drive
Raleigh, NC 27610
(919) 828-5853

Senator Martin Nesbitt
29 N. Market Street, 7th Floor
Asheville, NC 28801
(828) 252-0490

Representative Robert Grady, Co-Chair
107 Jean Circle
Jacksonville, NC 28540
(910) 455-9359

Representative Douglas Yates Yongue, Co-Chair
604 Prince Street
Laurinburg, NC 28352
(910) 276-1727

Representative Larry M. Bell
908 Southwest Blvd.
Clinton, NC 28328
(910) 592-4637

Representative Michael A. Gorman
4506 Carteret Drive
Trent Woods, NC 28562
(252) 637-7846

Representative Verla C. Insko
610 Surry Road
Chapel Hill, NC 27514
(919) 929-6115

Representative Margaret Moore Jeffus
1801 Rolling Road
Greensboro, NC 27403
(336) 275-4762

Representative Louis M. Pate, Jr.
P.O. Box 945
Mount Olive, NC 28365
(919) 733-5755

Representative Jean Preston
211 Pompano Drive
Emerald Isle, NC 28594
(252) 354-6993

Representative John Sauls
5127 Robin Roost
Sanford, NC 27332
(919) 499-0282

Senator Bob Rucho
400 Trafalgar Place
Matthews, NC 28105
(704) 847-3461

Senator Scott Thomas
P.O. Box 12530
New Bern, NC 28561
(252) 633-6868

Representative Joe P. Tolson
P.O. Box 1038
Pinetops, NC 27864
(252) 827-2749

Representative Alex Warner
3778 S. Main Street
Hope Mills, NC 28348
(910) 424-5350

DRAFT

Advisory Members

Senator Katie G. Dorsett
1000 N. English Street
Greensboro, NC 27405
(336) 275-0628

Senator Tony P. Moore
P.O. Box 1384
Winterville, NC 28590
(252) 756-7457

Senator Richard Y. Stevens
132 Lochwood West Drive
Cary, NC 27511
(919) 851-1177

COMMITTEE STAFF

Robin Johnson
Shirley Iorio
Sara Kamprath
Drupti Chauhan
Dee Atkinson

Mo Hudson, Committee Assistant
Katie Stanley, Committee Assistant

COMMITTEE FINDINGS

Teacher Shortage

The Committee believes there is a growing shortage of competent teachers in North Carolina. The shortage is growing due to more teachers retiring, increasing student enrollment, and past class size reduction initiatives. The teacher shortage is the most acute in rapidly growing school systems, in rural, low-wealth counties, and in schools with high numbers of at-risk students. In addition, many of the State's school systems are experiencing a shortage of certified teachers in math, science, special education, and second languages.

The State has a number of programs and initiatives designed to recruit and retain competent school personnel. The State Board of Education and the UNC Board of Governors have been evaluating these programs and initiatives to determine whether enhancements are needed, barriers must be eliminated, or new programs or initiatives are needed.

As required by Section 7.19A of S.L. 2004-124, the Committee reviewed existing programs that facilitate student participation in teacher preparation programs such as (i) university and community college collaborative programs; (ii) distance learning programs; and (iii) any other existing teacher preparation programs other than traditional four-year residential programs.

The Committee encourages the General Assembly to support initiatives that address the State's teacher shortage and, simultaneously, maintain high standards for all teachers.

Leandro/School Funding

Ten years have passed since North Carolina's current school funding case ("Leandro") was filed in 1994. It is now clear there is a constitutional requirement that every child in the State is guaranteed the opportunity to receive a sound basic education in the public schools. It also is clear that the State is ultimately responsible for providing each child with access to a sound basic education. This requires that each child have the opportunity to attend a public school staffed by competent, certified, well-trained teachers and led by a well-trained, competent principal with leadership skills and the ability to hire and retain competent, certified, and well-trained teachers who can implement effective and cost-effective instructional programs to meet the needs of all children, including at-risk children.

There have been two North Carolina Supreme Court rulings in Leandro, the most recent of which was issued on July 30, 2004, and which confirmed the lower court's finding that at-risk children in Hoke County are not receiving the opportunity for a sound basic education. The Court remanded the case to the lower court "and ultimately into the hands of the legislative and executive branches, one more installment in the 200-plus year effort to provide an education to the children of North Carolina."

Currently, the State Board of Education is in the process of developing a proposal that the court is overseeing. This plan will be presented to the General Assembly for its consideration during the 2005 Regular Session. However, the General Assembly also should examine whether the current education funding system and funding levels are appropriate to meet the Leandro requirements and should scrutinize all proposed education legislation and funding within the context of Leandro.

Dropouts and High School Completion Rates

There are a variety of methods for calculating the dropout rate or the high school completion rate. For example, the federal government, which uses a formula that divides the number of dropouts by membership in grades 9-12, gives North Carolina a rate of 6.3 out of 10 and ranks this state as 40th of 45 states (from lowest rate to highest). However, no matter what method is used, the Committee is concerned about the numbers of students who do not graduate from high school in North Carolina.

According to the Department of Public Instruction, North Carolina's dropouts tend to be ninth graders, American Indians, Hispanics, African-Americans, and male. They also tend to meet the following characteristics: from low-income households; with single parents; have siblings that have dropped out; they do not speak English well; they have dyslexia, depression, and other cognitive or mental health problems. There also is growing evidence that public high schools, as currently structured, are not meeting the needs of many students who are at-risk of dropping out before earning a high school diploma.

The State has a number of initiatives that focus on lowering the dropout rate and increasing the high school completion rate. At this time, the Committee believes the State should focus its efforts on the following strategies: early intervention, support for at-risk and disadvantaged students, and the restructuring of high schools.

School Construction Needs

School systems are having a very difficult time keeping up with their school facility needs. As of 2001, the Department of Public Instruction estimated these needs at \$6.2 billion. These needs are growing because recent class size reductions resulted in the need for 2300 new classrooms, some areas are experiencing extremely rapid growth, and counties are spending almost \$1 billion each year in current operations funding, which diverts the local funds that could be used for construction.

While counties are legally responsible for funding school facilities, there has been a pattern of the State providing assistance about every 10 years and it has been 10 years since this last happened. The North Carolina School Boards Association and the North Carolina Association of County Commissioners would like the State to consider a dedicated revenue stream to help counties meet the State's needs for school facilities.

Global Education

The Committee finds that public education must keep current with the changing world so that our students are prepared for the world of the future. The world has changed dramatically in the past 30 years, during which there have been more creations and inventions than ever in history. The demographics of the United States and this State have seen significant shifts that are expected to continue. There also are upcoming shifts in the global economy: none of the future largest cities will be in the northern hemisphere and the next one billion consumers will come from Brazil, India, China, and developing markets.

Enrollment Projections

Public Schools

There is a 1.96% projected enrollment increase for 2005-06 at a cost of \$141 million. The State Average Daily Membership (ADM) has increased 20% over last 10 years. The 10 largest

school systems have 72% of the growth and 40 school systems have declining ADM. Funding for growth is built into the continuing budget.

Community Colleges

There is a 1.32% projected increase in Full Time Equivalency (FTE) for 2005-06 at a cost of \$7,897,979. Community Colleges are not funded on a projected basis. They are funded based on the prior year or the average of the three previous years. *[Current funding study underway – report to be made at meeting]*

Universities

There is a 3.07% projected enrollment increase for 2005-06. The cost to fund this is \$73,600,000.

Comprehensive Articulation Agreement

In 2003, the General Assembly authorized the Committee to contract for an evaluation of the Comprehensive Articulation Agreement (CAA). The Committee finds the higher education community has developed and refined a successful process for enabling young people to transfer efficiently between community colleges and between community colleges and universities.

The Committee encourages the higher education community to continue to work cooperatively to make further improvements to the CAA so as to increase the number of students who enroll in a university after successfully completing an Associate in Arts or Associate in Science degree from a North Carolina community college.

Science and Math School Tuition Grants (Report Required)

In accordance with Section 9.6A of S.L. 2004-124, the Committee reviewed information from the President of the North Carolina School of Science and Mathematics (NCSSM) and the Board of Governors regarding the students who received the tuition grant provided to graduates of the NCSSM. Because this information was preliminary and only for one year, the Committee does not have any recommendations for the General Assembly at this time as to whether changes are needed to this program.

COMMITTEE PROCEEDINGS

The Joint Legislative Education Oversight Committee held seven meetings.

October 12, 2004

2004 Education Legislation Update

Robin Johnson, Committee Counsel

Review of Education Oversight Studies for 2005 Session

Robin Johnson, Committee Counsel

UNC Science & Math Graduates

Dr. Bobby Kanoy, Associate Vice-President for Access and Outreach,
The University of North Carolina

New & Expanding Industry Training Program Expenditure Report

Dr. Larry Keen, Vice President for Economic and Workforce Development,
North Carolina Community College System

Articulation Agreement Study

Dr. Cyndi Balogh, Senior Associate, MGT of America, Inc.

Responses

Martin Lancaster, President, North Carolina Community College System
Dr. Delores Parker, Vice President for Academic and Student Services,
North Carolina Community College System

Dr. Bobby Kanoy, Associate Vice-President for Access and Outreach,
The University of North Carolina

October 13, 2004

UNC Center for School Leadership Development Report on Professional Development

Dr. Richard Thompson, Vice President for University-School Programs,
The University of North Carolina

ABCs/NCLB Update

Lou Fabrizio, Director of Accountability Services, Department of Public Instruction
Dr. Elsie Leak, Associate Superintendent, Curriculum and School Reform Services, Department of Public
Instruction

SCHOOL ACCOUNTABILITY AND LOCAL DECISION-MAKING

Dr. Robert Landry, Principal, South Davie Middle School
Sheila Tribble, Teacher, South Davie Middle School

November 9, 2004

NC School of the Arts Audit

Mr. Dale Place, CPA, CFE, Office of the State Auditor

Response from The University of North Carolina

Wade Hobgood, Chancellor, North Carolina School of the Arts

Jeff Davies, Vice President for Finance and Chief Financial Officer, The University of North Carolina

Committee Discussion: Recommendations from the Articulation Agreement Study

Drupti Chauhan, Committee Counsel

Community College Information System Quarterly Report

Dr. Sandra Williams, Vice President for Administration, North Carolina Community College System

Enrollment Projections

Public Schools

Adam Levinson, Fiscal Analyst, Fiscal Research Division

Community Colleges

Kristine Leggett, Fiscal Analyst, Fiscal Research Division

Universities

Richard Bostic, Fiscal Analyst, Fiscal Research Division

Leandro Status Report

Status of Litigation

Robin Johnson, Committee Counsel

The State's Proposed Plan for Compliance

Dr. Janice Davis, Deputy Superintendent, Department of Public Instruction

November 10, 2004

North Carolina Alternatives to Traditional Teacher Preparation

IHE (Institutions of Higher Education) Performance Reports

Lateral Entry Program Review Report

Dr. Kathy Sullivan, Director, Human Resource Management/Quality Professionals, North Carolina Department of Public Instruction

NC TEACH (North Carolina Teachers of Excellence for All Children)

Dr. Dorothy Mebane, Director, NCTEACH

Mr. Jim Barber, Executive Director, LEARN NC (Learners' and Educators' Assistance and Resource Network)

University of North Carolina, Center for School Leadership Development

Ms. Jean Murphy, Executive Director, NC Model Teacher Education Consortium

North Carolina Community College Alternatives

Dr. Delores Parker, Vice President for Academic and Student Services, North Carolina Community College System

North Carolina Independent Colleges and Universities Alternatives

Dr. Hope Williams, President, North Carolina Independent Colleges and Universities

Examples of Alternative Teacher Preparation Programs

Dr. Cathy L. Barlow, Dean, Watson School of Education, University of North Carolina at Wilmington
Dr. A. Michael Dougherty, Dean, College of Education and Allied Professions, Western Carolina University
Mr. David Feagins, Coordinator, Alternative Licensure and Clinical Experiences, Greensboro College
Dr. Marilyn Sheerer, Dean, College of Education, East Carolina University
Dr. Cecelia Steppe-Jones, Dean, College of Education, North Carolina Central University

December 15, 2004

Global Education in North Carolina Public Schools

Ms. Millie Ravenel, Executive Director, NC Center for International Understanding
Former NC State Senator Clark Plexico, Senior Policy Advisor, North Carolina in the World

Dropouts and High School Completion Rates in North Carolina

Charlotte Hughes, Section Chief, Effective Practices, NC Department of Public Instruction
Lou Fabrizio, Director, Accountability Services, NC Department of Public Instruction

Teacher Shortage

Dr. Kathy Sullivan, Director, Human Resource Management/Quality Professionals, North Carolina
Department of Public Instruction
Dr. Richard Thompson, Vice-President for University-School Programs, The University of North Carolina

Funding for Teachers

Adam Levinson, Fiscal Analyst

Funds for At-Risk Students

Adam Levinson, Fiscal Analyst

School Construction Needs

Ben Matthews, Director, School Support, North Carolina Department of Public Instruction

Responses

Leanne Winner, Director of Governmental Relations, North Carolina School Boards Association
James B. Blackburn, General Counsel, North Carolina Association of County Commissioners

Innovative Computer-Based Software for Young Children

Donna Blevins, Founder and Developer, Be Smart Kids Learning System

National Certification for School Counselors through the National Board of Certified Counselors

Ms. Pattie Amundsen, School Counselor, Old Richmond Elementary School, Winston-Salem/Forsyth
County School System

National Certification for School Counselors through the National Board for Professional Teaching Standards

Ms. Karen Garr, Manager, Southeast Region, National Board for Professional Teaching Standards

January 11, 2005

Industrial Extension Service Update

H. L. Reese, Associate Director, Industrial Extension Service, North Carolina State University

Teacher Licensure Requirements

Dr. Kathy Sullivan, Director, Human Resource Management/Quality Professionals, North Carolina Department of Public Instruction

Teacher Shortage - A View from LEAs

Tom Daly, Superintendent, Martin County Schools
Bill McNeal, Superintendent, Wake County Schools
Allen Strickland, Superintendent, Hoke County Schools

Calendar Changes Issues

Report on Scheduling of and Purposes of Noninstructional Teacher Workdays

Philip Price, Associate Superintendent for Financial and Business Services, North Carolina Department of Public Instruction

Leanne Winner, Director, Governmental Relations, NC School Boards Association

Katherine Joyce, Assistant Executive Director, NC Association of School Administrators

Bill McNeal, Superintendent, Wake County Schools

Tom Daly, Superintendent, Martin County Schools

Eddie Davis, III, President, NCAE

Legislative and Budget Priorities

Martin Lancaster, President, North Carolina Community College System

Molly Broad, President, The University of North Carolina

Howard Lee, Chairman, North Carolina State Board of Education

January 12, 2005

Community College Funding Formula Study

Kennon Briggs, Vice President for Business and Finance, North Carolina Community College System

UNC/NCCCS Partnerships Task Force Final Report

Stuart Fountain, Member, North Carolina State Board of Community Colleges and Co-Chair UNC/NCCCS Partnerships Task Force

Peter Hans, Member, University of North Carolina Board of Governors and Co-Chair UNC/NCCCS Partnerships Task Force

Report and Findings

3:00 P.M.

**Center for School Leadership Development
Chapel Hill**

College Foundation of NC (CFNC) Demonstration

Roundtable with President Broad and Chancellors

Summaries of Education Oversight Reports

The Joint Legislative Education Oversight Committee receives from the education agencies and other entities written reports of studies mandated by the General Assembly. The following are summaries of the reports received during the 2004 Interim.

Schools of Education Performance Reports

G.S. 115C-296(b) requires an annual IHE performance report. This is the sixth IHE Performance Report issued by the State Board of Education. The report is divided into three parts: undergraduate programs, graduate programs, and school administration programs. General findings include the following information:

- a) Institutions reported increased enrollments in all categories except part-time undergraduate degree-seeking students.
- b) The overall percentage of minority candidates remained stable.
- c) The mean grade point average of individuals admitted to teacher education programs remains significantly above the 2.5 required by NCATE and State Program Approval Standards. The average was 3.29.
- d) Overall Praxis pass rate of individuals who have completed teacher education programs is 94%. Three institutions (Johnson C. Smith University, Livingstone College, and Montreat College) have pass rates below 70%.
- e) The number of student teachers remained relatively stable from the 2003 report. There has, however, been a 12% decrease in student teachers from the number reported in the first Performance Report.
- f) The response rate for the surveys improved this year with 70% of mentors responding, 65% of principals responding, and 60% of undergraduate program completers responding. The response rate for the graduate programs surveys was 55% for both program completers and employers. The response rate for school administration completers was 57%, and for their employers, the response rate was 61%. Respondents continue to rate the teacher education programs favorably.
- g) The number of lateral entry teachers enrolled in one or more classes leading to licensure was stable.
- h) There has been a slight increase (5%) in the number of full-time teacher education faculty. Institutions reported a 19% increase in adjunct faculty.

Based on the criteria previously adopted for Rewards and Sanctions, the State Board of Education designated Livingstone College as Low-Performing for the 2003-04 school year.

Reports on individual institutions are available on the Department of Public Instruction website at <http://www.ncpublicschools.org/IHE/IHE04>

Projects Funded From Community College General Obligation Bonds

This report is a status report on the bonds issued in 2000 for higher education. It is chart of the projects funded from community college general obligation bonds and includes the total project costs, the amount to be funded from the bonds, the expenditures to date from the bonds and other sources, and the percentage of each project completed.

Monitoring the Progress of North Carolina Graduates Entering Primary Care Careers

G.S. 143-613 requires the UNC Board of Governors to annually monitor the progress of private and State-operated medical schools and State-operated health professional schools toward increasing the number and proportion of graduates entering primary care. The report shall include:

- (1) the entry of State-supported graduates into primary care residencies and clinical training programs
- (2) the specialty practices by a physician and each midlevel provider who were State-supported graduates five years after their graduation.

Section 1 of the report provides comparative data for medical students graduating in the classes of 1997 and 1998. There are tables that show the initial choice of primary care by 1997 and 1998 medical school graduates and their retention in primary care practice five years later. A table also shows the initial choice of NC medical students who are 2003-04 graduates in primary care.

Section 2 of the report presents information concerning initial choice of primary care by 2003 and 2004 graduates and retention of 1997 and 1998 graduates in primary care from state-operated health professional schools that train physician assistants, nurse practitioners, and nurse midwives.

Impact of Mentor Program Flexibility on Teacher Retention

Section 7.30 of S.L. 2003-284 directed the State Board of Education to grant some LEAs flexibility in the use of their mentor funds. LEAs were to submit plans to the State Board of Education for approval. Each LEA with an approved plan was to report to the State Board on the impact of its mentor program on teacher retention. The State Board was to analyze the reports to determine the characteristics of mentor programs that are most effective in retaining teachers and report by October 15, 2004.

In October 2003, LEAs were asked to submit plans to the State Board of Education. Twenty-one LEAs responded and received approval from the State Board for the flexible use of their mentor funding during the 2004-05 school year. This report contains a summary of each of those plans. The impact of these programs will be evaluated after the 2004-05 school year.

This report also contains information from five LEAs that had implemented full-time mentoring programs before or during the 2003-04 school year. The five LEAs are Buncombe County, Charlotte-Mecklenburg, Pitt County, Wake County and Winston-Salem/Forsyth County.

DWI Vehicle Forfeiture

This report is required by S.L. 1998-182 and summarizes the data for DWI vehicle seizures for the previous year, October 1, 2003 to September 30, 2004. Some highlights from the report are as follows:

- 4747 vehicles were impounded
- 833 vehicles were released to innocent owners or lienholders upon payment of towing and storage fees generating \$8,330 for the General Fund
- 3,057 vehicles were sold at public auction resulting in \$2,049,035; Tarheel Specialties, the statewide contractor for towing, storage, and sale of the DWI seized vehicles, received \$22,725 for towing and selling fees, and \$1,231,628 for storage fees; administrative fees totaling \$30,570 went to the General Fund
- LEAs received \$203,390 for storage fees and proceeds from the sale of vehicles forfeited to local school boards

A chart is attached to the report with county specific information.

Diversity Training in Teacher Preparation Programs

S.L. 2004-116 directed the State Board of Education to determine whether teacher preparation programs should require courses in diversity training, anger management, conflict resolution, and classroom management, and to report its findings and recommendations to the Joint Legislative Education Oversight Committee.

The Department of Public Instruction surveyed colleges and universities with approved teacher education programs to determine if they required courses in these areas and if they did not require courses, how the topics were addressed in their programs. All 46 institutions responded to the survey. Eighteen institutions indicated that they had a required course in diversity; three had a required course in anger management; four had a required course in conflict resolution, and 24 had a required course in classroom

management. All institutions described ways in which these topics were addressed in their programs. The results of the survey, by institution, are contained in the report.

The State Board determined that the current competency-based approach to teacher licensure should be continued rather than adopting a course-based approach. The Board also approved revisions to the Diversity Standards to ensure that programs adequately address anger management and conflict resolution strategies.

Recycling Efforts of the Public Schools

S.L. 2001-512, sec. 11 requires the State Board of Education to report to the Joint Legislative Education Oversight Committee and the Environmental Review Commission on the number and types of recycling programs in the public schools.

The report details, by LEA the following:

- whether or not the LEA has a recycling program
- whether it is at the school or LEA level
- the types of items that are recycled
- comments and/or reasons for not recycling if the LEA chose to provide comments or reasons

The information was based on responses to a recycling questionnaire sent to the LEAs.

Some highlights are as follows:

- 98 LEAs (85% of the total LEAs in NC) have recycling programs
- 17 LEAs (15% of the total LEAs in NC) have no recycling program
- 86 LEAs (75% of the total LEAs) recycle cans
- 5 LEAs (4% of the total LEAs) recycle plastic cafeteria utensils

Other types of items that are recycled include: cardboard, computer hard drives/keyboards, cooking oil, newspapers, tires, and motor oil.

Non-Supplant Report on Small School Systems and Low-Wealth Counties

Sections 7.6(i) and 7.7(e) of S.L. 2003-284 directed the State Board of Education to report by May 1, 2004, if it determined whether any counties supplanted local current expense funds with funds appropriated for Small School Systems or Low-Wealth counties.

A previous report was received to meet the May 1, 2004, deadline. The General Assembly did not require this report, but historically the Board has made an annual report in May on this issue.

For this report, the staff of the Department of Public Instruction conducted an analysis for the fiscal year that ended June 30, 2003. The analysis was designed to determine whether the current expense appropriation per student of a county for the 2002-2003 year was less than 95% of the average of the local current expense appropriations per student for the three prior years. This analysis showed that Greene, Sampson, and Vance Counties supplanted funds.

Upon notification, the boards of county commissioners of these three counties remedied the deficiencies by allocating additional funding to the school systems located in those counties.

The Sixth Annual Report on UNC Enrollment Planning

Chapter 237, section 10.8 of the 1999 Session Laws requires the Board of Governors to report annually to the Joint Legislative Education Oversight Committee on enrollment planning, current and anticipated growth, and management of capacity to meet the demands for higher education in the State.

One of the major strategies within the enrollment planning is to "ensure affordability and access to higher education for all who qualify and embrace a vision of lifelong learning." Other strategies include:

- implementing and monitoring the 10 year enrollment plan adopted by the BOG in response to the anticipated surge in enrollments, with special attention to efforts to increase enrollments at focused-growth institutions;
- promoting access, retention, and graduation of traditionally underrepresented segments of North Carolina's population;
- ensuring financial access to North Carolina residents by keeping tuition and fees as low as practicable while continuing to expand need-based financial aid;
- facilitating access through distance learning; and
- promoting collaboration with the Community College System

The report contains a number of enrollment figures and states that UNC has exceeded the 2000-2010 enrollment numbers each year thus far. UNC relies upon population projections by independent sources for the number of potential students in various age cohorts. Sources include the NC Department of Public Instruction and the US Census Bureau and these population projections represent potential demand. Various indicators show that the primary pool of potential undergraduates will increase steadily throughout the decade. In order to determine what percent of the potential demand can be expected to enroll at a UNC institution, the projections take into account the UNC attendance rates of members of these various population pools or cohorts at each UNC institution over the past seven years. The University also expects participation rates to increase among students seeking graduate and first professional degrees as a result of increased numbers of students receiving baccalaureate degrees and the demand of older citizens to complete degrees or seek new degrees.

In order to meet projected enrollments, the BOG developed an enrollment plan guided by principles including the following:

- use existing capacity to the fullest extent possible
- promote economies of scale with targets of at least 5000 to 6000 students for most campuses
- serve some projected growth through distance learning

The report contains various charts including headcount enrollments for fall 2003 and fall 2004. All 16 institutions had enrollment growth for fall 2004 with a systemwide average rate of growth of 3.4%. Minority enrollment increased by 5.5%. The number of students enrolled in distance education courses rose by 24.1%.

The projections suggest that total fall headcount enrollment will rise to approximately 235,000 by fall 2012. This is a projected growth of 32.9% increase over fall 2002.

The report concludes by stating that the UNC enrollment plan is built on an effort to reduce somewhat the need for new facilities over the next decade by gradually modifying traditional enrollment patterns with a presumption that the focused-growth campuses will continue to grow at a rate higher than the growth rate of UNC as a whole. The plan also seeks to meet demand through distance and online education. One other strategy will be to expand enrollment in summer sessions but it receives minimal state funding so it is essentially self-supporting and this limits course offerings.

Evaluation of the High Priority Schools Initiative

In 2001 the General Assembly passed legislation that appropriated funds for an outside evaluation of the High Priority Schools Initiative for the 2001-2002 and 2002-2003 school years. That funding was continued in the 2003 budget for the 2003-2004 and the 2004-2005 school years.

The State Board of Education was required to contract with an outside organization to evaluate the High Priority Schools Initiative, and to report annually to Education Oversight. The North Carolina Department of Public Instruction selected Metis Associates, Inc., an independent research organization, to conduct the multi-year evaluation study.

High Priority districts and schools continue to report a number of challenges and constraints to implementation, including:

- Recruiting and retaining fully certified and experienced teachers;
- Finding additional rooms and sufficient funding to expand school facilities to accommodate class size reductions;
- Stretching limited resources to pay for the cost of implementation;
- Addressing issues related to the reallocation of teacher assistants; and
- Developing strategies for improving parent involvement and support.

Kindergarten through third grade teachers in these schools appear to be taking advantage of smaller classes to tailor instruction and give students more individualized time and attention in their classes.

The authors of the study believe that it is too soon for definitive conclusions to be drawn, but there is some evidence that lower class size may be having a positive influence on student achievement, particularly in grade 3.

Background Information:

In 2001 the General Assembly passed legislation that appropriated funds for the State's lowest performing elementary schools, creating the High Priority Schools Initiative. A high priority school was defined as an elementary school at which over 80% of the students qualified for free or reduced-price lunch and no more than 55% of the students performed at or above grade level during the 1999-2000 school year. Across the State, 36 elementary schools were identified.

The legislation specified that the funds must be used to:

- Reduce class size in grades K-3 to a 15:1 student-teacher ratio;
- Pay teachers to extend all teacher contracts at these schools by 10 days, including 5 days for professional development and 5 additional days of instruction; and
- Provide one additional instructional support position at each school

The legislation did not allow funds for teacher assistants to be allotted to these schools. However, nothing in the legislation prevented an LEA from placing teacher assistants in these schools.

Evaluation of the Mathematics, Science and Special Education Teacher

In 2001 the General Assembly passed legislation that appropriated funds for an outside evaluation of the High Priority Schools Initiative for the 2001-2002 and 2002-2003 school years. That funding was continued in the 2003 budget for the 2003-2004 and the 2004-2005 school years.

The State Board of Education was required to contract with an outside organization to evaluate the High Priority Schools Initiative, and to report annually to Education Oversight. The legislation specified that the evaluation must also include an assessment of the impact of bonuses for mathematics, science and special education teachers in the targeted schools. A group of researchers at Duke University completed this portion of the evaluation.

The quantitative analysis of the effects of the Bonus Program on teacher retention rates and student achievement is based on only one year of post-program data. Only one additional year of post-program data will ever be available because the legislature ended the program in the summer of 2004. According to the researchers, the full effects of a program of this nature, even in the best of circumstances, would take a few years to emerge.

Keeping in mind that this report should be viewed as a preliminary evaluation of the North Carolina Bonus Program, the following findings were included in the report:

- Largely because of its complexity, the program was neither cleanly implemented nor well understood;
- Many of the principals that evaluated the Bonus Program thought it had a positive impact on recruiting and retaining teachers, and most believed that this program was a good use of State resources. However, a substantial number of principals thought it was too soon to tell whether the program had had an effect.

- Both principals and teachers seemed to believe that \$1800 was not enough to have a significant impact.
- The researchers concluded that the Bonus Program has had a positive effect on the ability of eligible middle and high schools to retain math and science teachers. The findings for special education teachers are less consistent and clear because of the smaller sample sizes.
- There was essentially no impact on student achievement because the program has simply not been in place long enough for any impact on student outcomes to emerge.

Background Information:

In 2001 the General Assembly passed legislation that appropriated funds for the 2001-2002 school years and the 2002-2003 school year to address the teacher shortage in mathematics, science and special education in certain middle and high schools. The legislation specified that the funds must be used to:

- Provide additional scholarship funds for teacher assistants taking courses that are prerequisites for teacher certification programs; and
- Provide annual bonuses of \$1800 to teachers certified in and teaching mathematics, science, or special education in middle and high schools with 80% or more of the students eligible for free or reduced-price lunch or with 50% or more of students performing below grade level in Biology and Algebra I.

Funding for this program was discontinued in the 2003 budget.

Continually Low-Performing Schools

In 2001 the General Assembly passed legislation to provide assistance to continually low-performing schools, and appropriated funds for an outside evaluation of the High Priority Schools Initiative for the 2001-2002 and 2002-2003 school years. That funding was continued in the 2003 budget for the 2003-2004 and the 2004-2005 school years.

The State Board of Education was required to contract with an outside organization to evaluate the High Priority Schools Initiative, and to report annually to Education Oversight. This evaluation should include the initiatives being implemented in the Continually Low-Performing Schools.

This report describes findings with respect to the Continually Low-Performing (CLP) schools over the past three years. Overall, the number of schools identified as CLP has declined each year, from a high of six in the first year (2001-2002) to only one in 2003-2004, and none for 2004-2005. All identified CLPs have been high schools. In general, the majority of CLPs have achieved the class size reductions in core classes called for in the legislation, and have made significant progress on a variety of indicators, including End-of-Course test scores, performance composites, and ABC status. While the overall level of student performance remains relatively low in these schools, substantial progress has been made, and continues to be made, since these schools received assistance under the legislation cited above. However, it is difficult to say whether these initiatives have "caused" improved student achievement. Recruiting and retaining high quality teachers continues to be an issue for CLP schools.

Background Information:

In 2001 the General Assembly passed legislation to provide assistance to continually low-performing schools. A Continually Low-Performing school was defined in statute as a school that has:

- Received State-mandated assistance; and
- Been designated by the State Board as low-performing for at least two of three consecutive years

The State Board is required to provide these schools with assistance and intervention strategies to improve student achievement and to maintain student achievement at appropriate levels.

The 2001 legislation authorized additional funding for the 2001-2002 school year and the 2002-2003 school year for these CLPs to improve student achievement. The legislature continued this additional funding for the 2003-2004 and 2004-2005 school years. The legislation required these funds to be used to

implement any of the following strategies at the schools that had not previously been implemented with State or other funds:

- Reduce class size to ensure that the number of teachers allotted for students in grades four through eight is one for every 17 students;
- Reduce class size to ensure that the number of teachers allotted for students in grades nine through twelve is one for every 20 students;
- Extend teachers' contracts by five days for staff development for the 2001-2002 school year; and
- Extend teachers' contracts for a total of 10 days, including five days of additional instruction, for the 2002-2003 school year.

Report on the Effectiveness of Representative Mentor Programs

S.L. 2003-284, Section 7.30(e), directs the State Board of Education to evaluate the effectiveness of a representative sample of local mentor programs and report its findings to the Joint Legislative Education Oversight Committee and the Fiscal Research Division. The report must include the results of the evaluation and recommendations for improving mentor programs generally, and for an appropriate level of State support for mentor programs.

This report includes information on the retention of beginning teachers in North Carolina, summaries of representative Initial Licensure Programs from six of the NC school systems with among the highest retention rates and six of the NC school systems with among the lowest retention rates, information on full-time mentor programs that have been implemented in North Carolina, and information on other selected mentor programs.

The State Board of Education recommends that funding be provided for a full-time mentoring program funded at the ratio of one mentor teacher per 15 beginning teachers. The State Board expansion budget request included \$33,297,580 for full-time mentors using a 15 beginning teacher to one mentor ratio. This represents an investment of approximately \$3100 per beginning teacher.

ARTICLE 12H.
Joint Legislative Education Oversight Committee.

§ 120-70.80. Creation and membership of Joint Legislative Education Oversight Committee.

The Joint Legislative Education Oversight Committee is established. The Committee consists of 22 members as follows:

- (1) Eleven members of the Senate appointed by the President Pro Tempore of the Senate, at least two of whom are members of the minority party; and
- (2) Eleven members of the House of Representatives appointed by the Speaker of the House of Representatives, at least three of whom are members of the minority party.

Terms on the Committee are for two years and begin on the convening of the General Assembly in each odd-numbered year. Members may complete a term of service on the Committee even if they do not seek reelection or are not reelected to the General Assembly, but resignation or removal from service in the General Assembly constitutes resignation or removal from service on the Committee.

A member continues to serve until his successor is appointed. A vacancy shall be filled within 30 days by the officer who made the original appointment.

§ 120-70.81. Purpose and powers of Committee.

(a) The Joint Legislative Education Oversight Committee shall examine, on a continuing basis, the several educational institutions in North Carolina, in order to make ongoing recommendations to the General Assembly on ways to improve public education from kindergarten through higher education. In this examination, the Committee shall:

- (1) Study the budgets, programs, and policies of the Department of Public Instruction, the State Board of Education, the Department of Community Colleges, the Board of Governors of The University of North Carolina, and the constituent institutions of The University of North Carolina to determine ways in which the General Assembly may encourage the improvement of all education provided to North Carolinians and may aid in the development of more integrated methods of institutional accountability;
- (2) Examine, in particular, the Basic Education Plan and the School Improvement and Accountability Act of 1989, to determine whether changes need to be built into the plans, whether implementation schedules need to be restructured, and how to manage the ongoing development of the policies underlying these legislative plans, including a determination of whether there is a need for the legislature to develop ongoing funding patterns for these plans;
- (3) Study other states' educational initiatives in public schools, community colleges, and public universities, in order to provide an ongoing commentary to the General Assembly on these initiatives and to make

recommendations for implementing similar initiatives in North Carolina;
and

- (4) Study any other educational matters that the Committee considers necessary to fulfill its mandate.

(b) The Committee may make interim reports to the General Assembly on matters for which it may report to a regular session of the General Assembly. A report to the General Assembly may contain any legislation needed to implement a recommendation of the Committee.

§ 120-70.82. Organization of Committee.

(a) The President Pro Tempore of the Senate and the Speaker of the House of Representatives shall each designate a cochair of the Joint Legislative Education Oversight Committee. The Committee shall meet at least once a quarter and may meet at other times upon the joint call of the cochairs.

(b) A quorum of the Committee is 10 members. No action may be taken except by a majority vote at a meeting at which a quorum is present. While in the discharge of its official duties, the Committee has the powers of a joint committee under G.S. 120-19 and G.S. 120-19.1 through G.S. 120-19.4.

(c) Members of the Committee receive subsistence and travel expenses as provided in G.S. 120-3.1. The Committee may contract for consultants or hire employees in accordance with G.S. 120-32.02. The Legislative Services Commission, through the Legislative Services Officer, shall assign professional staff to assist the Committee in its work. Upon the direction of the Legislative Services Commission, the Supervisors of Clerks of the Senate and of the House of Representatives shall assign clerical staff to the Committee. The expenses for clerical employees shall be borne by the Committee.

§ 120-70.83. Additional powers.

The Joint Legislative Education Oversight Committee, while in discharge of official duties, shall have access to any paper or document, and may compel the attendance of any State official or employee before the Committee or secure any evidence under G.S. 120.19. In addition, G.S. 120-19.1 through G.S. 120-19.4 shall apply to the proceedings of the Committee as if it were a joint committee of the General Assembly.

§§ 120-70.84 through 120-70.89: Reserved for future codification purposes.

A Statewide Collaboration to Improve Access to Higher Education

**Legislative Briefing
January 12, 2005**

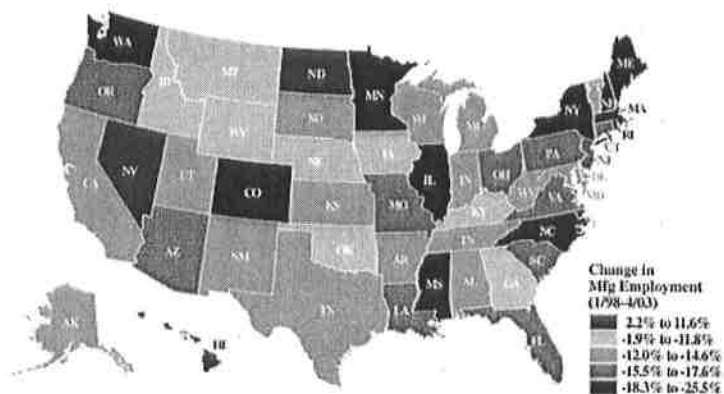
Bobby Kanoy, George Dixon, Margaret Causey, and Brian Williams
The University of North Carolina Office of the President

Context for change:

- **Economics**
- **Demographics**
- **Affordability**

Economics

Virtually Every State is Losing Manufacturing Jobs



Source: <http://www.cerc.com/detpages/aboutus79.html>

Skill Level Changes



1950



1997

National Summit on 21st Century Skills for 21st Century Jobs

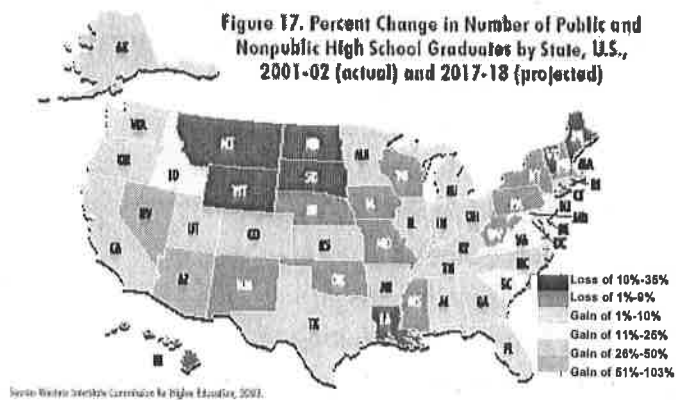
Economic and Industrial Shifts

- ❖ Historically a manufacturing/agricultural state
 - Loss of textiles
 - Loss of furniture
 - Loss of tobacco
- ❖ Future Industries for Growth
 - Biotechnology
 - Pharmaceuticals
 - Pervasive computing
 - Nanotechnology
 - Service industries

Demographic Changes

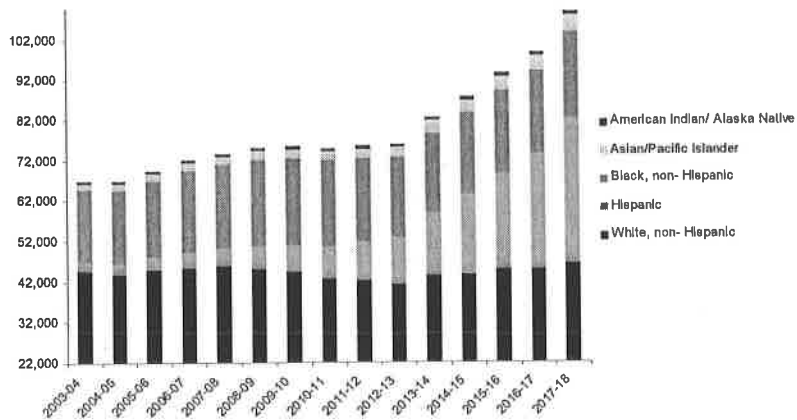
Projections of High School Graduates by State 2002-2018

Figure 17. Percent Change in Number of Public and Nonpublic High School Graduates by State, U.S., 2001-02 (actual) and 2017-18 (projected)



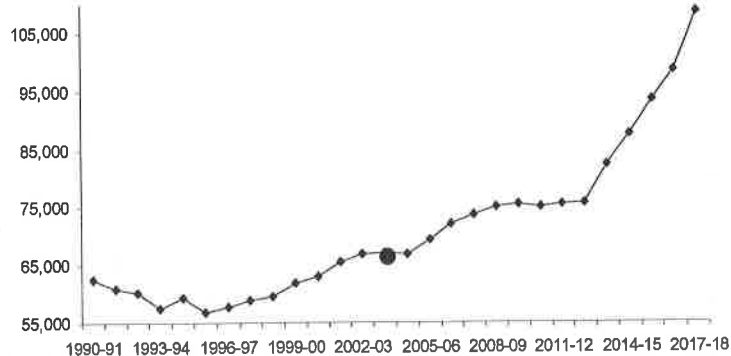
Source: Western Interstate Commission for Higher Education

North Carolina
Public and Nonpublic High School Graduates
 2003-04 through 2017-18 (projected)

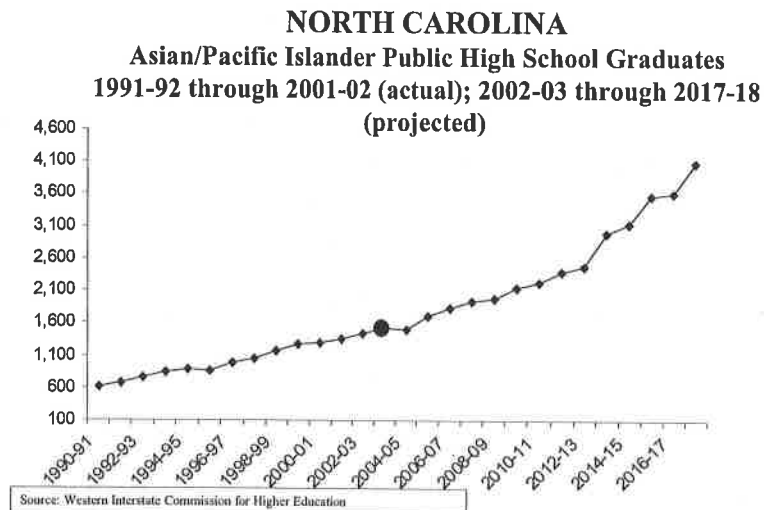
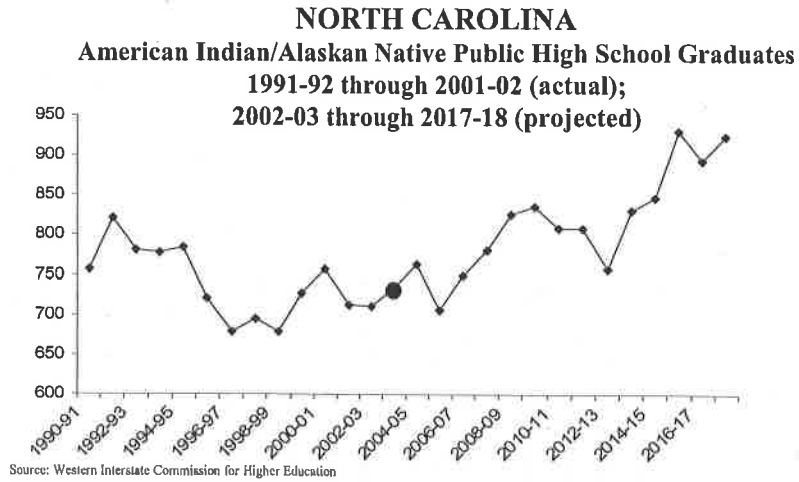


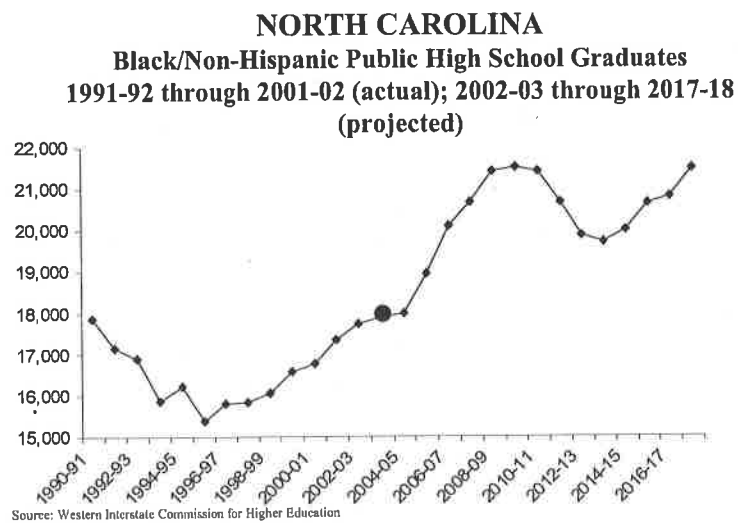
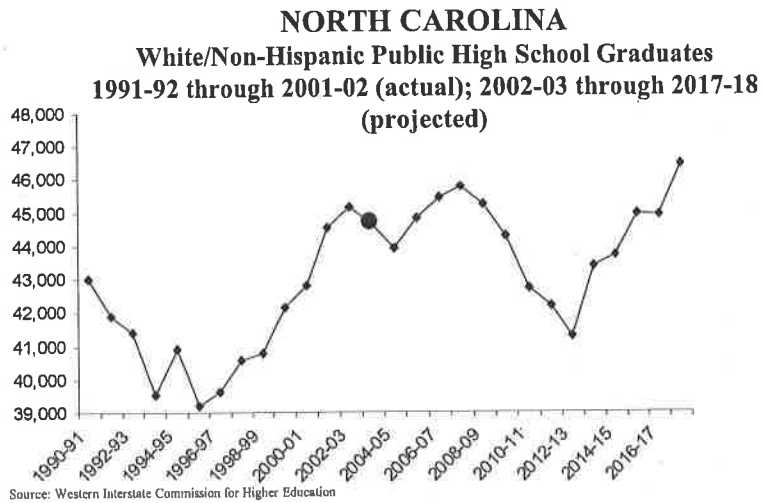
Source: Western Interstate Commission for Higher Education

NORTH CAROLINA
Public and Nonpublic High School Graduates 1991-92 through
2001-02 (actual); 2002-03 through 2017-18 (projected)

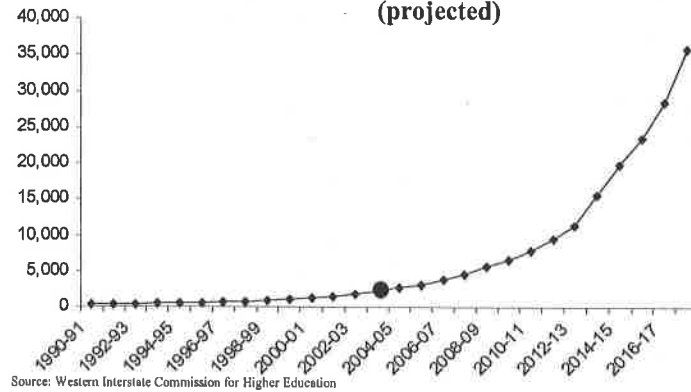


Source: Western Interstate Commission for Higher Education





NORTH CAROLINA
Hispanic Public High School Graduates
 1991-92 through 2001-02 (actual); 2002-03 through 2017-18
 (projected)

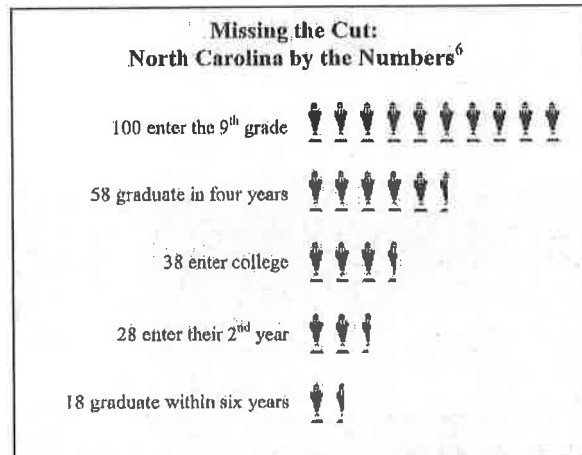


College Going Rate By Race
(High school Graduates)

Asian	Not available
Native American	Not available
White	64%
African American	56%
Hispanic	53%

Source: National Center for Education Statistics

What happens to 9th graders?



Information obtained from the NC Statistical Profile, 2003

Affordability

Federal and state financial aid to students has not kept pace with increases in tuition.



Our Primary Goal = Access



To increase the college-going rate in North Carolina with particular attention toward "first-generation" college students.

Two obstacles facing first-generation college students:

- (1) Can I really go to college in NC?
- (2) Can I afford to go to college?

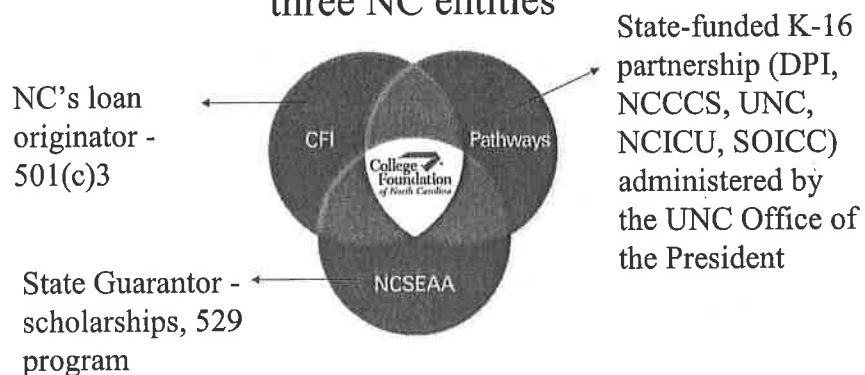


Pathways of North Carolina

**The 1999 General Assembly
funded the Pathways partnership
to include:**

**NC Department of Public Instruction
NC Community College System
NC Independent Colleges and Universities
NC State Education Assistance Authority
SOICC
The University of North Carolina**

CFNC is the name of a
service provided by
three NC entities



CFNC Access Services

Technology and Internet Services

www.CFNC.org
 Career Center
 Student Planner
 College Fair
 Online Applications
 and HS Transcripts
 Paying for College
 Saving for College

Resource Center

1.866.866.CFNC
 Toll-free Telephone
 Hotline for Career,
 College, & Financial Aid
 Planning
 Email from CFNC.org
 Publications
 Training
 Hispanic Services

GEAR UP North Carolina

Low-income (FRL)
 school students
 \$8.8 million
 6-year grant from
 Dept of Education
 20 NC counties
 8,000+ students

CFNC Website

Website Usage through December 2004



5,500
 Visitors
 per day

700,000+
 student
 accounts

200,000+
 applications
 submitted

www.CFNC.org



College Foundation of North Carolina

www.CFNC.org

www.CFNC.org

Helping You Plan, Apply, and Pay for College

College Foundation of North Carolina

Helping You Plan, Apply, and Pay for College

My CFNC | Career Center | Student Planner | College Fair | Online Applications | Paying for College | College Career Program

Log into My CFNC | Create My CFNC

Search CFNC & Campus Sites

Contact CFNC | About CFNC

CFNC en español

- Adult Learner
- Financial Aid Administrator
- GEAR UP NC
- School Counselor
- College Redirection
- Downloadable Resources
- SAT, ACT Test Prep

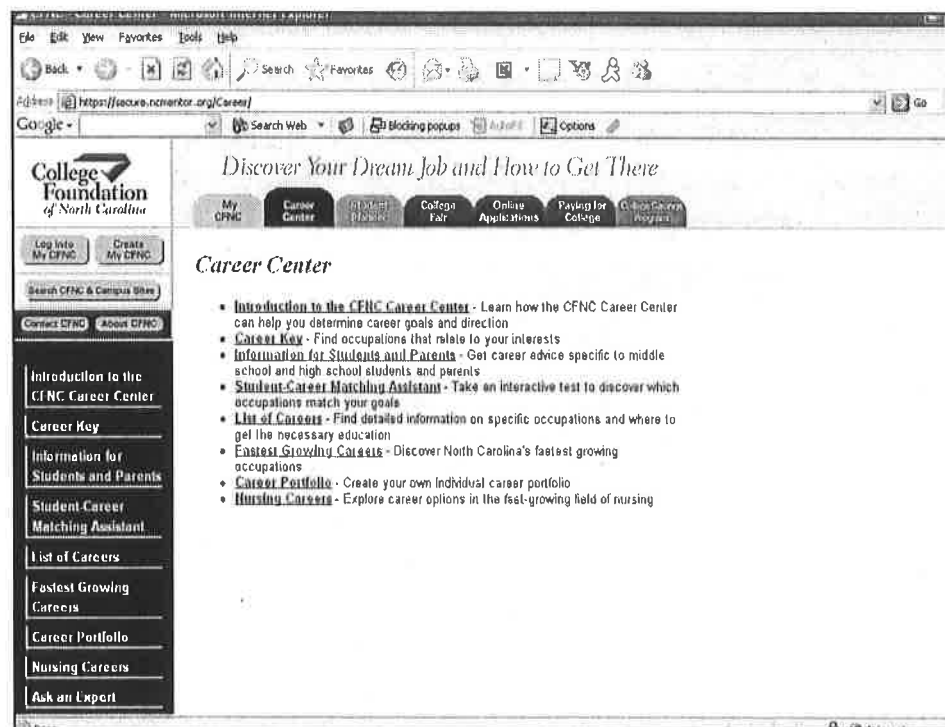
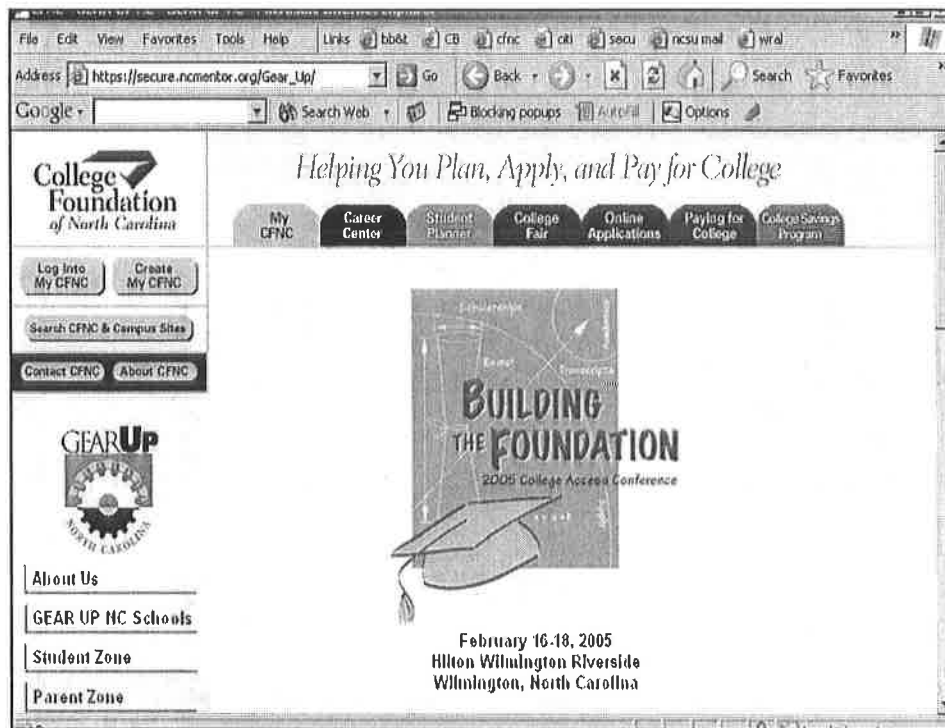
CFNC Events
Register Now

We believe every student should have the opportunity to go to college.

That's why College Foundation of North Carolina created this site, which is loaded with information and resources to help you and your family:

- Make smart decisions as you plan for college and a career
- Compare over 100 North Carolina colleges and link easily to their websites
- Simplify the college application process by applying online
- Find the best way to pay for college with scholarships, grants, loans, and savings programs

VeriSign Secured



College Foundation of North Carolina

Keep Track of Test Scores, Grades, and Future Goals

My CFNC Career Center Student Planner College Fair Online Applications Paying for College College Search Programs

Log into My CFNC Create My CFNC

Search CFNC & Campus Site

Contact CFNC About CFNC

High School Planner

Student Planner Timeline

College Entrance Requirements

College Test Prep

Ask an Expert

CFNC Home

Student Planner

This section of CFNC allows students to plan their education to meet the entrance requirements of colleges and universities in North Carolina.

- High School Planner** - Create a personal portfolio of high school courses, activities, awards, and test scores to use on your applications. Compare your high school courses with entrance requirements of colleges you are interested in attending.
- Student Planner Timeline** - Your timeline to planning for college.
- College Entrance Requirements** - Get basic requirements for all North Carolina colleges and universities.
- College Test Prep** - Helps you prepare for the SAT and other college entrance tests.

Copyright © 2000-2003 XAP Corporation. All Rights Reserved. XAP and MENTOR are registered trademarks of XAP Corporation. Reg. U.S. Pat. & TM Off.
Site Map | Privacy Policy | Technical Support

High School Planner - 12th Grade

Switch to Subject View

Course Title	Block Schedule	Fall Grade	Spring Grade	Summer Grade	Year Average Grade	Action
English Add						
Special Interest English (Other)	Yes	A	A	A	A	Edit Delete
Math Add						
Course Title	Block Schedule	Fall Grade	Spring Grade	Summer Grade	Year Average Grade	Action
IB Math Methods 2	Yes	A				Edit Delete
Natural/Physical Science Add						
Course Title	Block Schedule	Fall Grade	Spring Grade	Summer Grade	Year Average Grade	Action
Physics	No	A	A	A		Edit Delete
History/Social Studies Add						
Course Title	Block Schedule	Fall Grade	Spring Grade	Summer Grade	Year Average Grade	Action
European History - AP/Honors/Gift	No	A	A		A	Edit Delete

Log Out of My CFNC

Search CFNC & Campus Site

Contact CFNC About CFNC

Intro

Personal Information

9th Grade

10th Grade

11th Grade

12th Grade

Additional Information

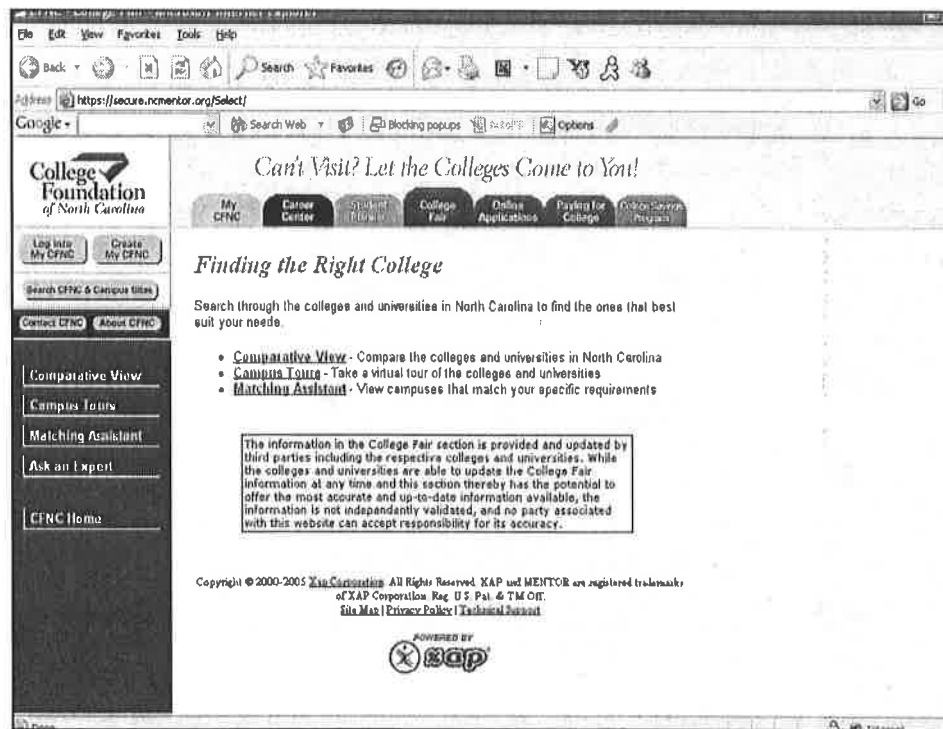
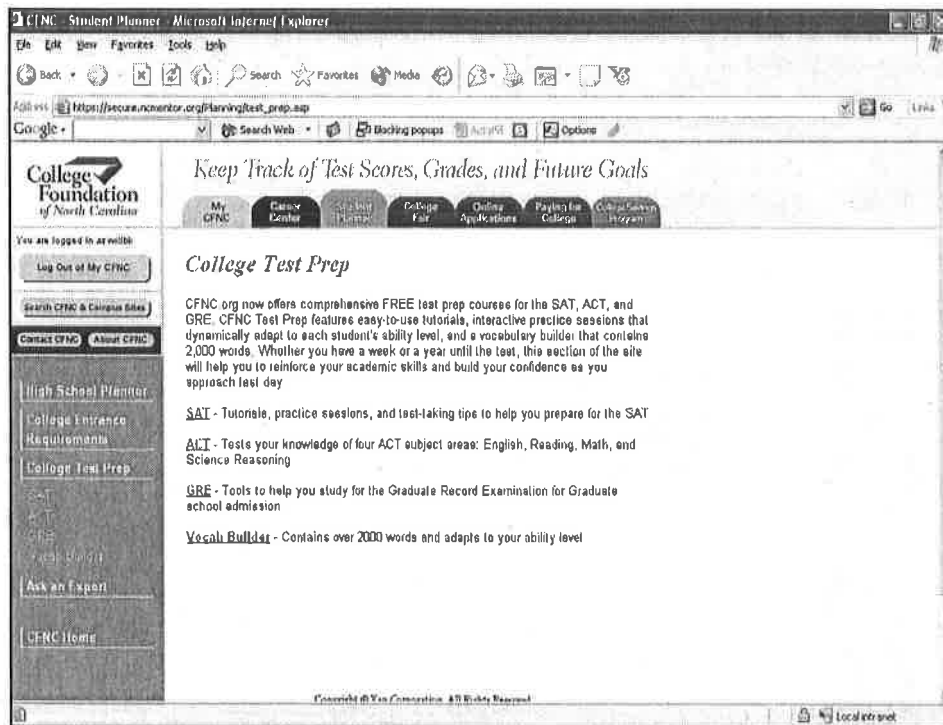
Tests Taken

My Colleges

My Recruiter

Planner Summary

Logout



College Foundation of North Carolina

Can't Visit? Let the Colleges Come to You!

My CFNC Career Center Student Planning College Fair Online Applications Paying for College College Success Program

You are logged in as willbk

Log Out of My CFNC

Search CFNC & Campus Sites

Contact CFNC About CFNC

Key Facts

Campus Highlights

Admissions

Costs & Financial Aid

Academics

Student Life

Alamance Community College

Alamance Community College
PO Box 8000
Graham, NC 27253-6000 USA
Official telephone: (336) 578-2002
Fax: (336) 578-1997
Website: www.alamance.cc.nc.us/


Options:

Images

Undergraduate Application

Remove from MyCFNC account

Campus Tours List



College Foundation of North Carolina

You Can Afford College—We'll Show You How

My CFNC Career Center Student Planning College Fair Online Applications Paying for College College Success Program

Log into My CFNC Create My CFNC

Search CFNC & Campus Sites

Contact CFNC About CFNC

Scholarships & Grants

Savings Programs

Tax Savings

Loan Programs

Tools & Calculators

Publications and Forms

Ask an Expert

CFNC Home

Paying for College - A Financial Aid Primer

What's the best way to pay for college? There are different answers for different families. In this section, you'll find free information and assistance in finding the right answer for you and your family. We've put together a few quick links for you below, so you can start here or with any of the links to the left, which allow you to plunge right into a topic.

★ [Don't miss out on financial aid](#)

Ready for College or in College Now?

Learn why college is an important and affordable investment, and how the financial aid process really works.

[College is Important! Start Here!](#)
[College is Affordable!](#)
[The Role of Financial Aid](#)
[Loan Counseling for Borrowers](#)
[Frequently Asked Questions about Financial Aid](#)

A Few More Years Until You Start?

Save much of what you need to know about paying for college depends upon where you

File Edit View Favorites Tools Help

Back Forward Stop Search Favorites

Address: <https://www.cfnc.org/savings/cv0021.jsp> Go

Google Search Web Blocking popups

College Foundation of North Carolina

Log Into My CFNC Create My CFNC

Search CFNC & Campus Sites

Contact CFNC About CFNC

Access Savings Account

Overview

Program Description

Investment Options and Performance

Tax Advantages

Savings Program Calculator

Frequently Asked Questions

Forms

Ask an Expert

Saving for College Just Got a Whole Lot Easier!

My CFNC

Career Center

Student Planner

College Fair

Online Applications

Paying for College

College Savings Program

North Carolina's National College Savings Program

It's never too early to start saving for college - and now there's an easy, tax-free way!

North Carolina's 529 plan can help make college more affordable.

Our program is:

- Accessible** - Just about anyone can open an account.
- Affordable** - You decide how much you can contribute and how often.
- Comprehensive** - Choose from a variety of investment options.
- Tax Free** - Account earnings are free of federal and North Carolina income taxes when the money is used to pay for qualified higher education expenses.
- Flexible** - Use the money to pay expenses at virtually *any* college *anywhere* in the country.

Questions? Please call us toll-free at 800.600.3453 from 8am-8pm Eastern Time Monday-Thursday and 8am-5pm Eastern Time on Friday.

This site contains general information about the Program and shall not constitute an offer to sell any interests in the Program. An offer of interest in North Carolina's National College Savings Program may only be made by the official Program Description for North Carolina's National College Savings Program and an official Form (Investment & account).

Start A College Savings Program NOW!

Click Here

Access Savings Account

Click Here

File Edit View Favorites Tools Help

Back Forward Stop Search Favorites

Address: <http://www.ncmentor.org/espanol/> Go

Google Search Web Blocking popups

College Foundation of North Carolina

Log Into My CFNC Create My CFNC

Search CFNC & Campus Sites

Contact CFNC About CFNC

Introducción

Servicios de CFNC

¿Cómo prepararse para la universidad?

¿Cómo pagar por sus estudios?

Información para padres

Estudiante adulto

Información para educadores

Contactenos

GEAR UP NORTH

Helping You Plan, Apply, and Pay for College

My CFNC

Career Center

Student Planner

College Fair

Online Applications

Paying for College

College Savings Program

Introducción

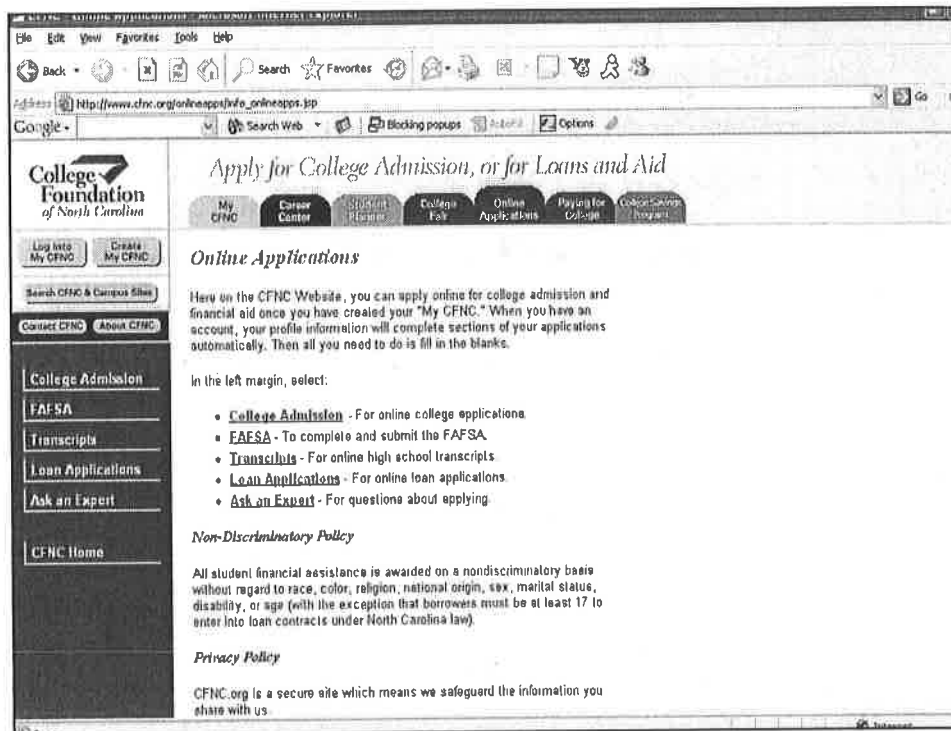
Bienvenidos a la sección en Español de College Foundation of North Carolina (CFNC). En nuestra página de internet usted encontrará información para **padres, estudiantes, educadores** y todos aquellos que quieran conocer acerca de las oportunidades educativas en Carolina del Norte. Por favor no dude en **contactarnos** si tiene alguna pregunta relacionada al sistema de educación de Carolina del Norte.

College Foundation of North Carolina le ayuda a que usted o su hijo alcancen una educación universitaria. Ya sea que usted o su hijo quiera ir a una universidad de dos o cuatro años, pública o privada, nosotros estamos aquí para ayudarle a planificar, aplicar y financiar la universidad.

College Foundation of North Carolina (CFNC) ofrece información gratuita sobre los temas relacionados a:

- Planificación académica
- Carreras
- Universidades
- Proceso de solicitud y admisión en más de 100 universidades en Carolina del Norte
- Información financiera necesaria para pagar los estudios universitarios

College Foundation of North Carolina ofrece los siguientes servicios, los cuales le ayudarán a responder sus inquietudes acerca de la universidad:



Online Applications and Transcripts

•Benefits:

- Auto-populate Admissions apps
- Auto-populate FAFSA
- Electronic (*official*) High School Transcript
- Online payment of application fee

Internet Explorer 6.0.2600.5512 (Service Pack 2) - https://secure.ncmentor.org/Applications/University_of_North_Carolina/University_of_North_Carolina2.asp?204

Google Search Web

NC STATE UNIVERSITY

NAME AND ADDRESS

Student Name

Last name: Williams

First name: Brian

Middle name: K

Suffix: (e.g., Jr., Sr.)

Preferred name: Kenji

Former last name, if any:

Current Mailing Address

Street: 1008 Sophomore Court

City: Durham

County: Wake County (NC residents only)

U.S. state/territory: North Carolina Zip code: 27713

Canadian province: Click here Postal code:

Country: United States of America

Intl postal code: (for U.S. zip codes or Canadian postal codes)

ADMISSION APPLICATION 2005 - 2006

1 ☒ Enrollment Information

2 ☒ Name and Address

3 ☐ Personal Information

4 ☐ Applicant Military Service

5 ☐ Family Military Service

6 ☐ High School Information

7 ☐ College Information

8 ☒ Family Information

9 ☐ Activities and Interests

10 ☐ Campus Specific Information

11 ☐ Campus Specific Information 2

SKIP & JUMP to:

Screen 2 ☒

App. Manager

Introduction

SAVE

LOG OFF

UNC CHAPEL HILL APPLICATION SUBMITTAL

You are about to submit your application electronically to the University of North Carolina at Chapel Hill. Applicants must pay the nonrefundable application fee of \$55 or request a fee waiver. Applicants requesting a fee waiver must submit a College Board fee waiver request form and select the fee waiver payment option below.

Please select your payment type:

☒ Check or Money Order

☐ Click here if you would like to have your transcript automatically sent along with your application.

Type your name in the certification field below as you would sign an official document and click **SUBMIT NOW**.

I certify that the information I have given on this application is complete and correct. Any willful misrepresentation of fact may be cause for withdrawal of my application from consideration, cancellation of admission or registration, or suspension from the university. I agree to allow the university to send information on the status of my application to my high school.

I hereby acknowledge that providing the Social Security number is voluntary, is requested by the institution solely for administrative convenience and record-keeping accuracy, and is required only to provide a personal identifier for the internal records of this institution.

I hereby acknowledge that the institution may verify the information set forth herein from sources

Personalize Our Web Site to Meet Your Needs

My CFNC Career Center Student Profile College Fair Online Applications Paying for College College Savings Program

You are logged in as Bobby

Log Out of My CFNC

Search CFNC & Campus Sites

Contact CFNC About CFNC

My Profile

My Career Portfolio

My Student Portfolio

My Colleges

My College Applications

My Recruiter

My Transcripts

My Loan Status

My College Savings Program

My CFNC Mail

Thursday, January 06, 2005

Transcript Manager for Bobby Kanoy

THESE ARE THE COLLEGES/UNIVERSITIES TO WHICH YOU MAY SEND YOUR TRANSCRIPT:

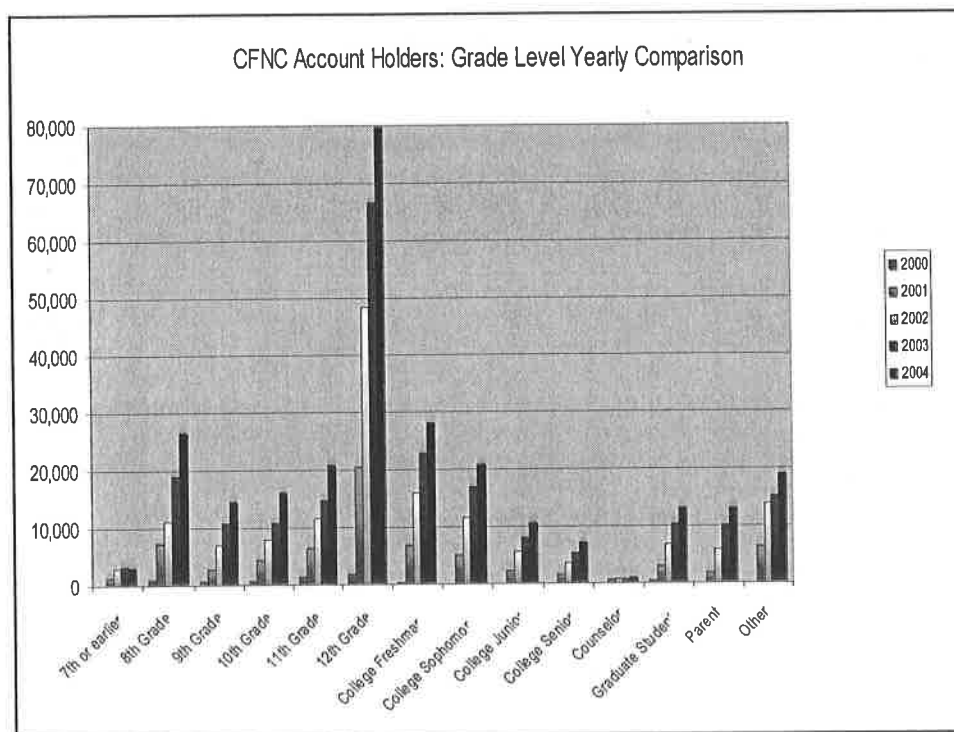
Select one from the list and click [Send My Transcript]

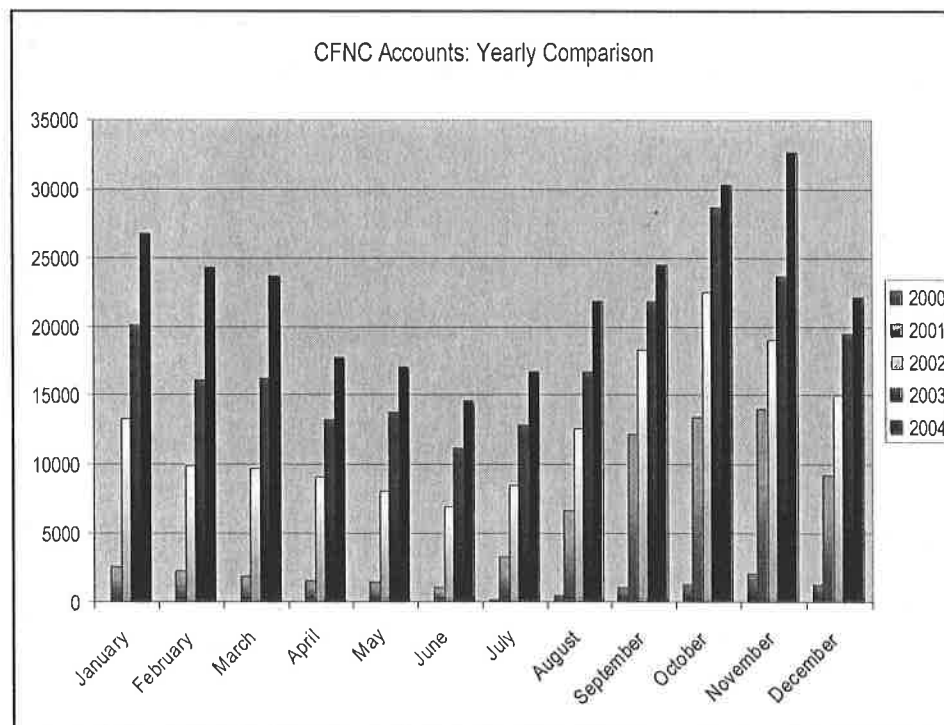
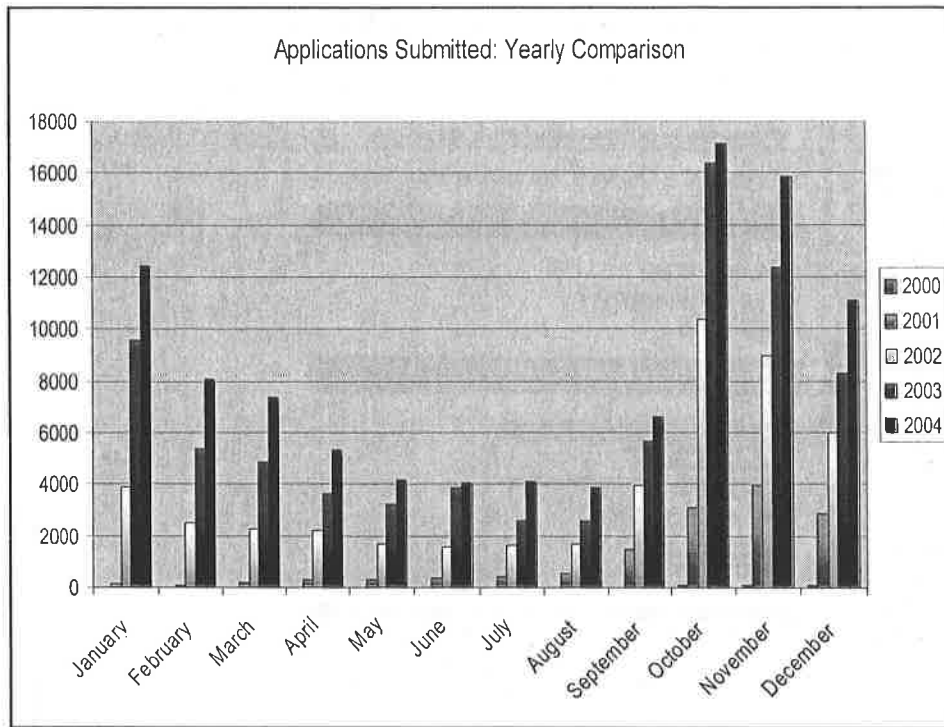
Alamance Community College
Appalachian State University
Asheville-Buncombe Technical Community College
Barton College
Beaufort County Community College

Send My Transcript

No transcripts have been requested for Bobby Kanoy.

If you have any questions about the status of your high school transcript, or need assistance, please call (800) 468-6927.





Updates and New Initiatives

- Nursing
- Teacher Education
- Transfer Articulation

Marketing

CFNC Marketing

Marketing Strategies:

- TV
- Radio
- Print
- Billboards
- Collateral Materials
- Public Service Announcements



Leveraging of Resources

Since 1999, North Carolina has invested roughly \$5.5 million, which has leveraged an additional \$20 million

National College Access Partnership

- Kentucky
- Georgia
- Oklahoma
- Utah
- Virginia
- Mississippi
- Connecticut
- Ohio
- Louisiana
- South Dakota
- Tennessee
- Wyoming
- Alabama
- New York
- Missouri
- Illinois
- SREB
- WICHE
- New England Bd. of Higher Education



College 
Foundation
of North Carolina

www.CFNC.org

www.CFNC.org

Helping You Plan, Apply, and Pay for College

What should we do next?

***College Access Blueprint
Proposal***

Extending the Impact

- Strategy to reach School Leaders
 - NC School Board Association
 - NC Association of School Administrators

Initial Response

- Development of College Access Blueprint:
 - 25 School Districts including the original 15 GEAR UP districts
 - 10 have requested additional information and follow-up visits

NC College Access Programs

- ARC
- A.V.I.D.
- CACRAO Educational Consultants
- CFNC
- Communities in Schools
- Drop-out Prevention
- Early & Middle College High Schools
- Educational Opportunity Centers
- F4K
- GEAR UP
- Governor's Mentoring Initiative
- MSEN Pre-College Program
- New Century Scholars
- SOS
- Talent Search
- 21st Century Scholars
- Upward Bound
- Young Scholars

Do we need a coordinated College Access Blueprint Initiative?

- Benefits
 - Focus attention on need for postsecondary education
 - Leverage resources of pre-college programs
 - High school retention
 - Increases enrollment in the College Prep and College Tech Prep courses of study
 - Higher educated workforce to recruit new business and industry

If yes, how do we proceed?

- Should College Prep/Tech Prep be the default high school curriculum?
- Should we have a NC College Access Network?
- Should every NC school district have a College Access Blueprint



College 
Foundation
of North Carolina

One Place

“To Plan, Apply, and Pay for College”

www.CFNC.org

Helping You Plan, Apply, and Pay for College

