

Career and Technical Education 2006-2007 Enrollment

"590"	"McDowell County Schools"	"7741"	"Trade & Industrial Education"	"Electrical Trades I"	59	93.22	6.78	1.69	0	.02	1.69	0	94.92
"590"	"McDowell County Schools"	"7742"	"Trade & Industrial Education"	"Electrical Trades II"	13	100	0	0	0	0	7.69	0	92.31
"590"	"McDowell County Schools"	"7810"	"Trade & Industrial Education"	"Cosmetology - Intro"	37	0	100	0	0	.05	8.11	0	86.49
"590"	"McDowell County Schools"	"7811"	"Trade & Industrial Education"	"Cosmetology I"	13	0	100	7.69	0	.15	0	0	76.92
"590"	"McDowell County Schools"	"7812"	"Trade & Industrial Education"	"Cosmetology II"	11	0	100	0	0	.09	9.09	0	81.82
"590"	"McDowell County Schools"	"7911"	"Trade & Industrial Education"	"Printing Graphics I"	36	44.44	55.56	0	5.56	.11	2.78	0	80.56
"590"	"McDowell County Schools"	"7912"	"Trade & Industrial Education"	"Printing Graphics II"	19	47.37	52.63	0	0	.21	0	0	78.95
"590"	"McDowell County Schools"	"7921"	"Trade & Industrial Education"	"Drafting I"	41	85.37	14.63	2.44	0	.02	2.44	0	92.68
"590"	"McDowell County Schools"	"7951"	"Trade & Industrial Education"	"Programming and Broadcasting I"	24	45.83	54.17	0	4.17	0	4.17	0	91.67
"590"	"McDowell County Schools"	"7962"	"Trade & Industrial Education"	"Drafting - Architectural II"	3	100	0	0	0	.33	0	0	66.67
"590"	"McDowell County Schools"	"8809"	"Agricultural Education"	"(Agriculture) Local Specialized Course"	1	100	0	0	0	0	0	0	100
"590"	"McDowell County Schools"	"8841"	"Agricultural Education"	"Horticulture I"	1	100	0	0	0	0	0	0	100
"590"	"McDowell County Schools"	"6208"	"Business and Information Technology"	"Exploring Business Technologies"	5	100	0	0	0	0	0	0	100
"590"	"McDowell County Schools"	"6209"	"Business and Information Technology"	"Business Pilot Program"	1	100	0	0	0	0	0	0	100
"590"	"McDowell County Schools"	"6311"	"Business and Information Technology"	"Computerized Accounting I"	10	50	50	0	0	0	0	0	100
"590"	"McDowell County Schools"	"6312"	"Business and Information Technology"	"Computerized Accounting II"	8	37.5	62.5	0	0	0	12.5	0	87.5
"590"	"McDowell County Schools"	"6411"	"Business and Information Technology"	"Computer Applications I"	507	51.48	48.52	.39	1.18	.03	3.35	.99	91.32
"590"	"McDowell County Schools"	"6412"	"Business and Information Technology"	"Computer Applications II"	197	46.7	53.3	.51	4.57	.05	2.54	1.02	86.29
"590"	"McDowell County Schools"	"6415"	"Business and Information Technology"	"e-Commerce I"	16	37.5	62.5	0	0	0	6.25	6.25	87.5
"590"	"McDowell County Schools"	"6426"	"Business and Information Technology"	"Computer Programming I - Other Languages"	113	62.83	37.17	0	6.19	.04	1.77	1.77	85.73
"590"	"McDowell County Schools"	"6427"	"Business and Information Technology"	"Computer Programming II - Other Languages"	39	76.92	23.08	0	7.69	.05	2.56	0	84.62

"590"	"McDowell County Schools"	"6514"	"Business and Information Technology"	"Digital Communication Systems"	2	0	100	0	0	0	0	0	0	100
"590"	"McDowell County Schools"	"6597"	"Business and Information Technology"	"Business Cooperative Program"	2	100	0	0	0	0	0	0	0	100
"590"	"McDowell County Schools"	"6599"	"Business and Information Technology"	"Business Advanced Studies"	18	44.44	55.56	0	0	0	5.56	5.56	0	88.89
"590"	"McDowell County Schools"	"6145"	"Career Development"	"Career Management"	1	0	100	0	0	0	0	0	0	100
"590"	"McDowell County Schools"	"6158"	"Career Development"	"Exploring Career Decisions"	2	100	0	0	0	0	0	0	0	100
"590"	"McDowell County Schools"	"7009"	"Family & Consumer Sciences Education"	"Consumer H. E. Pilot Program"	1	100	0	0	0	0	0	0	0	100
"590"	"McDowell County Schools"	"7015"	"Family & Consumer Sciences Education"	"Teen Living"	62	3.23	96.77	1.61	3.23	.02	1.61	1.61	0	90.32
"590"	"McDowell County Schools"	"7018"	"Family & Consumer Sciences Education"	"Exploring Life Skills"	4	100	0	0	0	0	0	0	0	100
"590"	"McDowell County Schools"	"7035"	"Family & Consumer Sciences Education"	"Apparel Devel I"	33	6.06	93.94	0	0	0	6.06	3.03	0	90.91
"590"	"McDowell County Schools"	"7036"	"Family & Consumer Sciences Education"	"Apparel Devel II"	25	0	100	4	4	0	8	0	0	84
"590"	"McDowell County Schools"	"7045"	"Family & Consumer Sciences Education"	"Foods I - Fundamentals"	71	38.03	61.97	1.41	1.41	.03	2.82	0	0	91.55

1 - 68

MIDDLE SCHOOL

LEA	Program Name	Course Code	Course Name	Total
590	"CAREER DEVELOPMENT"	"6158"	Exploring Career Decisions	329
590	"BUSINESS AND INFO TECHNOLOGY"	"6208"	Exploring Business Technologies	530
590	"BUSINESS AND INFO TECHNOLOGY"	"6400"	Business Computer Technology	1
590	"BUSINESS AND INFO TECHNOLOGY"	"6511"	Keyboarding	1
590	"FAMILY AND CONSUMER SCIENCES"	"7018"	Exploring Life Skills	543
590	"TECHNOLOGY EDUCATION"	"8108"	Exploring Technology Systems	365

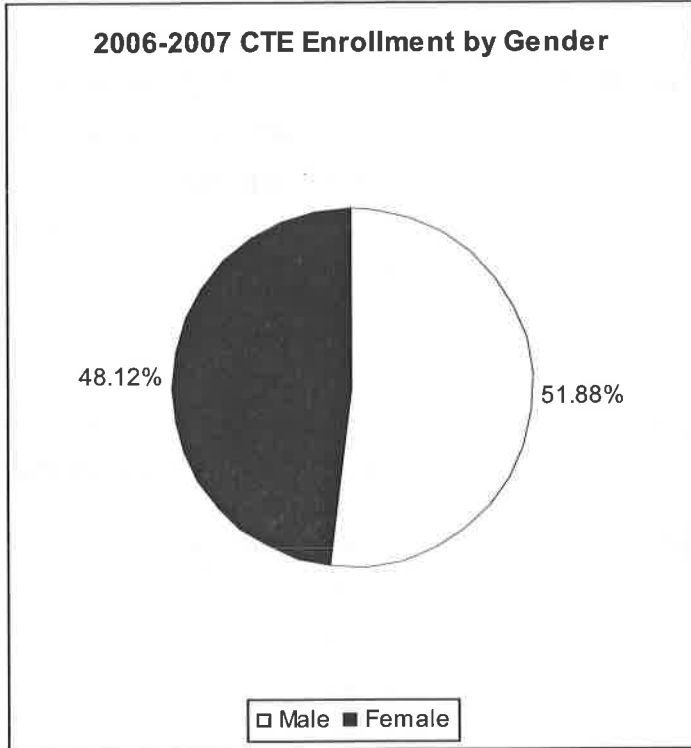
row(s) 1 - 6 of 6

# 600 Charlotte-Mecklenburg Schools

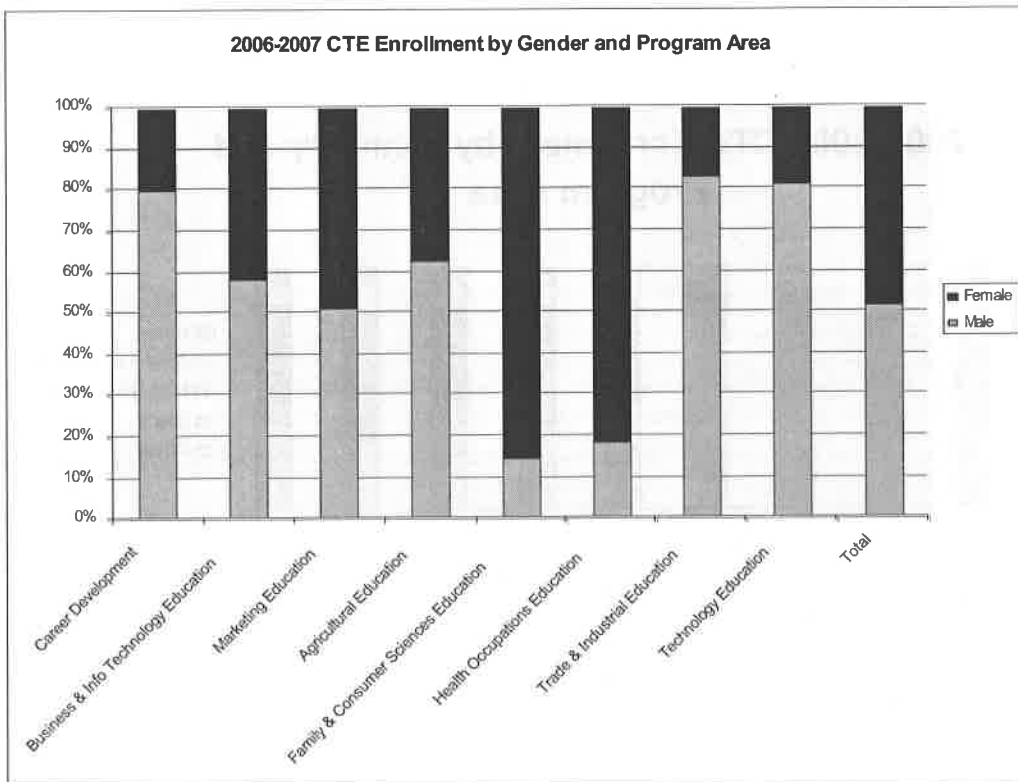
## Gender

### Grades 9-12

### Career and Technical Education



2006-2007	
<b>Gender of all LEA Students</b>	
Male	50.80%
Female	49.20%
<b>Gender of LEA CTE Participants</b>	
Male	51.88%
Female	48.12%



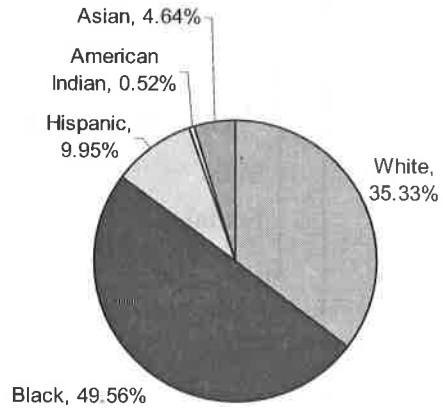
# 600 Charlotte-Mecklenburg Schools

## Ethnicity

### Grades 9-12

### Career and Technical Education

**2006-2007 CTE Enrollment by Ethnicity**



**2006-2007**

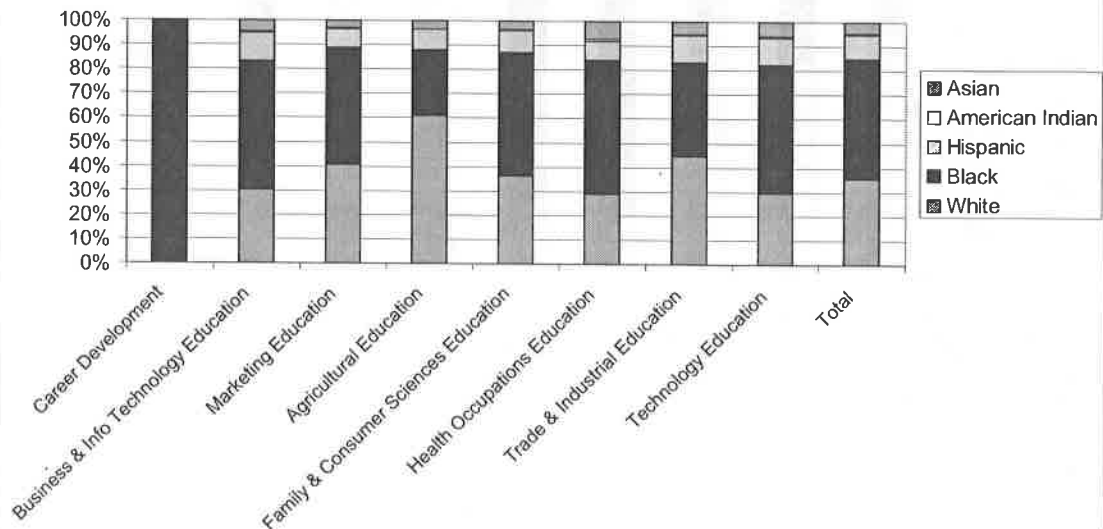
**Ethnicity of all LEA Students**

American Indian	0.54%
Asian	4.30%
Black	45.38%
Hispanic	13.55%
White	36.23%

**Ethnicity of LEA CTE Participants**

American Indian	0.52%
Asian	4.64%
Black	49.56%
Hispanic	9.95%
White	35.33%

**2006-2007 CTE Enrollment by Ethnicity and Program Area**



Search 600 [Go]

LEA NAME Charlotte-Mecklenburg Schools

ETHNICITY

LEA	INDIAN	ASIAN	HISPANIC	BLACK	WHITE	INDIAN_PCT	ASIAN_PCT	HISP_PCT	BLACK_PCT	WHITE_PCT
"600"	695	5553	17477	58543	46741	.54	4.3	13.55	45.38	36.23

GENDER

LEA	MALE	FEMALE	MALE_PCT	FEMALE_PCT
"600"	65531	63478	50.8	49.2

CTE ENROLLMENT BY COURSE GENDER & ETHNICITY

LEA	LEA_NAME	COURSE	PROGRAM AREA	COURSE NAME	ENROLLMENT	MALE_PCT	FEMALE_PCT	AM INDIAN PCT	ASIAN PCT	BLACK PCT	HISP PCT	MULTIRACIAL	WHITE PCT
"600"	Charlotte-Mecklenburg Schools	"6841"	"Agricultural Education"	"Horticulture I"	568	66.2	33.8	.35	2.82	.25	11.27	1.94	58.27
"600"	Charlotte-Mecklenburg Schools	"6842"	"Agricultural Education"	"Horticulture II"	195	68.21	31.79	0	2.05	.06	7.18	.51	84.62
"600"	Charlotte-Mecklenburg Schools	"6882"	"Agricultural Education"	"Horticulture II - Landscape Const"	69	78.26	21.74	0	1.45	.1	4.35	0	84.06
"600"	Charlotte-Mecklenburg Schools	"6899"	"Agricultural Education"	"Agricultural Advanced Studies"	36	47.22	52.78	0	2.78	.03	8.33	0	86.11
"600"	Charlotte-Mecklenburg Schools	"6999"	"Agricultural Education"	"Community College Agriculture"	220	47.73	52.27	.45	6.82	.54	2.73	.91	35
"600"	Charlotte-Mecklenburg Schools	"6200"	"Business and Information Technology"	"Principles of Business & Personal Finance - BE"	1566	56.51	43.49	.57	3.9	.58	9.64	1.34	26.82
"600"	Charlotte-Mecklenburg Schools	"6208"	"Business and Information Technology"	"Exploring Business Technologies"	4	100	0	0	0	1	0	0	0
"600"	Charlotte-Mecklenburg Schools	"6209"	"Business and Information Technology"	"Business Pilot Program"	27	40.74	59.26	0	7.41	.67	3.7	0	22.22
"600"	Charlotte-Mecklenburg Schools	"6215"	"Business and Information Technology"	"Business Law"	1158	56.74	43.26	.35	3.54	.5	7.6	.95	37.13
"600"	Charlotte-Mecklenburg Schools	"6225"	"Business and Information Technology"	"Business Management & Applications"	109	55.96	44.04	0	6.42	.43	11.01	.92	38.53
"600"	Charlotte-Mecklenburg Schools	"6227"	"Business and Information Technology"	"Int'l Baccalaureate (IB) Business Mgmt. - BE"	81	48.15	51.85	0	18.52	.17	3.7	0	60.49
"600"	Charlotte-Mecklenburg Schools	"6311"	"Business and Information Technology"	"Computerized Accounting I"	255	52.16	47.84	.39	8.24	.44	12.16	1.18	34.51
"600"	Charlotte-Mecklenburg Schools	"6312"	"Business and Information Technology"	"Computerized Accounting II"	63	38.1	61.9	0	6.35	.54	9.52	1.59	28.57
"600"	Charlotte-Mecklenburg Schools	"6341"	"Business and Information Technology"	"Networking I - BE"	176	79.55	20.45	0	5.11	.36	10.23	2.27	46.02
"600"	Charlotte-Mecklenburg Schools	"6345"	"Business and Information Technology"	"Network Administration II - Linux"	48	87.5	12.5	0	10.42	.17	4.17	0	68.75
"600"	Charlotte-Mecklenburg Schools	"6400"	"Business and Information Technology"	"Business Computer Technology"	30	60	40	0	0	.87	0	6.67	6.67
"600"	Charlotte-Mecklenburg Schools	"6411"	"Business and Information Technology"	"Computer Applications I"	5292	56.59	43.41	.55	4.16	.53	14.12	1.42	26.55
"600"	Charlotte-Mecklenburg Schools	"6412"	"Business and Information Technology"	"Computer Applications II"	1746	55.9	44.1	.69	4.98	.56	11.8	1.32	25.2

"600"	"Charlotte-Mecklenburg Schools"	"6415"	"Business and Information Technology"	"e-Commerce I"	313	61.34	38.66	0	7.67	.45	8.95	1.6	36.74
"600"	"Charlotte-Mecklenburg Schools"	"6416"	"Business and Information Technology"	"e-Commerce II"	39	56.41	43.59	0	5.13	.69	10.26	0	15.38
"600"	"Charlotte-Mecklenburg Schools"	"6421"	"Business and Information Technology"	"Computer Programming I - VB.NET"	486	76.54	23.46	.21	7	.38	10.29	.82	43.42
"600"	"Charlotte-Mecklenburg Schools"	"6422"	"Business and Information Technology"	"Computer Programming II - VB.NET"	174	77.01	22.99	.57	6.32	.4	4.6	1.72	46.55
"600"	"Charlotte-Mecklenburg Schools"	"6430"	"Business and Information Technology"	"Int'l Baccalaureate (IB) Information Tech"	153	58.17	41.83	0	13.73	.07	1.96	0	77.12
"600"	"Charlotte-Mecklenburg Schools"	"6451"	"Business and Information Technology"	"Database Programming I - Oracle Academy"	1	100	0	0	0	0	0	0	100
"600"	"Charlotte-Mecklenburg Schools"	"6511"	"Business and Information Technology"	"Keyboarding (Middle Grades)"	1	100	0	0	0	1	0	0	0
"600"	"Charlotte-Mecklenburg Schools"	"6535"	"Business and Information Technology"	"Business & Electronic Communications"	61	60.66	39.34	3.28	6.56	.62	9.84	1.64	16.39
"600"	"Charlotte-Mecklenburg Schools"	"6598"	"Business and Information Technology"	"Business Internship"	5	80	20	0	0	1	0	0	0
"600"	"Charlotte-Mecklenburg Schools"	"6599"	"Business and Information Technology"	"Business Advanced Studies"	79	55.7	44.3	1.27	1.27	.68	1.27	0	27.85
"600"	"Charlotte-Mecklenburg Schools"	"6158"	"Career Development"	"Exploring Career Decisions"	5	80	20	0	0	1	0	0	0
"600"	"Charlotte-Mecklenburg Schools"	"7009"	"Family & Consumer Sciences Education"	"Consumer H. E. Pilot Program"	12	8.33	91.67	0	0	.17	0	0	83.33
"600"	"Charlotte-Mecklenburg Schools"	"7035"	"Family & Consumer Sciences Education"	"Apparel Devel I"	808	7.05	92.95	.25	3.84	.44	10.52	1.61	40.22
"600"	"Charlotte-Mecklenburg Schools"	"7036"	"Family & Consumer Sciences Education"	"Apparel Devel II"	263	6.46	93.54	.38	3.04	.51	8.37	.76	36.12
"600"	"Charlotte-Mecklenburg Schools"	"7045"	"Family & Consumer Sciences Education"	"Foods I - Fundamentals"	348	37.64	62.36	.57	4.02	.54	11.78	.86	28.45
"600"	"Charlotte-Mecklenburg Schools"	"7046"	"Family & Consumer Sciences Education"	"Foods II - Advanced"	69	34.78	65.22	0	2.9	.55	11.59	1.45	28.99
"600"	"Charlotte-Mecklenburg Schools"	"7055"	"Family & Consumer Sciences Education"	"Housing & Interiors I"	935	14.44	85.56	.53	5.88	.38	8.45	1.82	45.13
"600"	"Charlotte-Mecklenburg Schools"	"7056"	"Family & Consumer Sciences Education"	"Housing & Interiors II"	90	11.11	88.89	0	3.33	.23	5.56	3.33	64.44
"600"	"Charlotte-Mecklenburg Schools"	"7065"	"Family & Consumer Sciences Education"	"Parenting and Child Development"	898	12.69	87.31	.78	1.89	.63	10.36	1.22	22.61
"600"	"Charlotte-Mecklenburg Schools"	"7111"	"Family & Consumer Sciences Education"	"Early Childhood Education I"	325	6.15	93.85	92	1.85	.55	7.69	92	33.54
"600"	"Charlotte-Mecklenburg Schools"	"7112"	"Family & Consumer Sciences Education"	"Early Childhood Education II"	231	1.73	98.27	.43	3.03	.59	6.49	.43	30.3
"600"	"Charlotte-Mecklenburg Schools"	"7121"	"Family & Consumer Sciences Education"	"Culinary Arts and Hospitality I"	276	34.42	65.58	.72	3.99	.5	10.87	.72	34.06
"600"	"Charlotte-Mecklenburg Schools"	"7122"	"Family & Consumer Sciences Education"	"Culinary Arts and Hospitality II"	188	37.23	62.77	.53	1.6	.47	7.45	1.6	42.02
"600"	"Charlotte-Mecklenburg Schools"	"7199"	"Family & Consumer Sciences Education"	"Family & Consumer Sciences Advanced Studies"	187	5.35	94.65	0	2.67	.42	4.28	0	50.8
"600"	"Charlotte-Mecklenburg Schools"	"7200"	"Health Occupations Education"	"Biomedical Technology"	563	27	73	1.07	10.48	.46	7.64	1.95	32.68
"600"	"Charlotte-Mecklenburg Schools"	"7209"	"Health Occupations Education"	"Health Occupations Pilot Program"	111	17.12	82.88	.9	0	.91	4.5	.9	2.7
"600"	"Charlotte-Mecklenburg Schools"	"7210"	"Health Occupations Education"	"Health Team Relations"	681	19.82	80.18	.44	4.99	.65	9.84	1.03	19.09

"600"	"Charlotte-Mecklenburg Schools"	"7211"	"Health Occupations Education"	689	13.5	86.5	.87	5.81	.56	8.85	.44	25.01
"600"	"Charlotte-Mecklenburg Schools"	"7212"	"Health Occupations Education"	335	7.76	92.24	1.19	5.67	.59	6.27	.6	27.76
"600"	"Charlotte-Mecklenburg Schools"	"7221"	"Health Occupations Education"	697	22.09	77.91	1	9.18	.41	8.61	1.72	38.74
"600"	"Charlotte-Mecklenburg Schools"	"7222"	"Health Occupations Education"	260	18.85	81.15	.38	11.92	.45	6.92	1.15	35
"600"	"Charlotte-Mecklenburg Schools"	"7299"	"Health Occupations Education"	124	14.52	85.48	.81	3.23	.56	4.84	0	34.68
"600"	"Charlotte-Mecklenburg Schools"	"7399"	"Health Occupations Education"	3	33.33	66.67	0	0	0	0	0	100
"600"	"Charlotte-Mecklenburg Schools"	"6609"	"Marketing Education"	8	37.5	62.5	0	0	.75	0	12.5	12.5
"600"	"Charlotte-Mecklenburg Schools"	"6615"	"Marketing Education"	1517	54.85	45.15	.59	3.23	.54	8.57	.92	32.23
"600"	"Charlotte-Mecklenburg Schools"	"6621"	"Marketing Education"	1654	52.06	47.94	.42	3.14	.51	9.25	1.45	34.52
"600"	"Charlotte-Mecklenburg Schools"	"6622"	"Marketing Education"	232	53.88	46.12	.86	3.02	.49	9.05	1.29	36.64
"600"	"Charlotte-Mecklenburg Schools"	"6626"	"Marketing Education"	169	56.8	43.2	0	6.51	.25	4.73	1.18	62.72
"600"	"Charlotte-Mecklenburg Schools"	"6631"	"Marketing Education"	1229	13.67	86.33	.49	3.42	.5	8.54	1.06	36.45
"600"	"Charlotte-Mecklenburg Schools"	"6645"	"Marketing Education"	247	43.72	56.28	1.21	3.64	.28	5.26	.81	61.54
"600"	"Charlotte-Mecklenburg Schools"	"6665"	"Marketing Education"	22	77.27	22.73	0	4.55	.09	9.09	4.55	72.73
"600"	"Charlotte-Mecklenburg Schools"	"6670"	"Marketing Education"	1429	72.71	27.29	.56	2.24	.44	6.79	1.19	45.63
"600"	"Charlotte-Mecklenburg Schools"	"6671"	"Marketing Education"	328	82.93	17.07	.3	1.52	.33	4.27	.61	60.37
"600"	"Charlotte-Mecklenburg Schools"	"6697"	"Marketing Education"	41	41.46	58.54	0	4.88	.17	4.88	0	73.17
"600"	"Charlotte-Mecklenburg Schools"	"6698"	"Marketing Education"	1	0	100	0	0	0	0	0	100
"600"	"Charlotte-Mecklenburg Schools"	"6699"	"Marketing Education"	126	40.48	59.52	0	3.97	.17	2.38	0	76.19
"600"	"Charlotte-Mecklenburg Schools"	"8005"	"Technology Education"	93	79.57	20.43	0	6.45	.39	5.38	2.15	47.31
"600"	"Charlotte-Mecklenburg Schools"	"8011"	"Technology Education"	81	76.54	23.46	0	8.64	.86	3.7	0	1.23
"600"	"Charlotte-Mecklenburg Schools"	"8012"	"Technology Education"	13	100	0	0	15.38	.23	0	0	61.54
"600"	"Charlotte-Mecklenburg Schools"	"8110"	"Technology Education"	1588	83.63	16.37	.5	4.79	.54	12.59	1.7	26.64
"600"	"Charlotte-Mecklenburg Schools"	"8115"	"Technology Education"	70	94.29	5.71	0	4.29	.6	15.71	0	20
"600"	"Charlotte-Mecklenburg Schools"	"8120"	"Technology Education"	772	79.15	20.85	.52	8.55	.48	10.62	.65	31.61
"600"	"Charlotte-Mecklenburg Schools"	"8121"	"Technology Education"	206	83.98	16.02	0	7.77	.62	8.25	0	22.33
"600"	"Charlotte-Mecklenburg Schools"	"8125"	"Technology Education"	295	72.2	27.8	.68	3.39	.46	13.22	1.02	35.25
"600"	"Charlotte-Mecklenburg Schools"	"8198"	"Technology Education"	8	75	25	0	0	1	0	0	0
"600"	"Charlotte-Mecklenburg Schools"	"8999"	"Technology Education"	120	70	30	1.67	6.67	.33	3.33	.83	54.17
"600"	"Charlotte-Mecklenburg Schools"	"7409"	"Trade & Industrial Education"	77	59.74	40.26	0	2.6	.13	20.78	3.9	59.74
"600"	"Charlotte-Mecklenburg Schools"	"7511"	"Trade & Industrial Education"	270	94.07	5.93	.74	3.33	.32	12.59	.37	50.74

LEA	Program Name	Course Code	Course Name	Total	97.96	2.04	0	3.06	.18	15.31	0	63.27
"600"	"Charlotte-Mecklenburg Schools"	"7512"	"Trade & Industrial Education"	98	97.96	2.04	0	3.06	.18	15.31	0	63.27
"600"	"Charlotte-Mecklenburg Schools"	"7513"	"Trade & Industrial Education"	48	97.92	2.08	0	2.08	.08	8.33	0	81.25
"600"	"Charlotte-Mecklenburg Schools"	"7631"	"Trade & Industrial Education"	83	66.27	33.73	0	2.41	.86	4.82	1.2	6.02
"600"	"Charlotte-Mecklenburg Schools"	"7632"	"Trade & Industrial Education"	15	100	0	0	6.67	.8	6.67	0	6.67
"600"	"Charlotte-Mecklenburg Schools"	"7721"	"Trade & Industrial Education"	242	93.39	6.61	.83	7.02	.48	13.22	1.65	29.75
"600"	"Charlotte-Mecklenburg Schools"	"7722"	"Trade & Industrial Education"	43	100	0	0	6.98	.33	11.63	0	48.84
"600"	"Charlotte-Mecklenburg Schools"	"7723"	"Trade & Industrial Education"	30	90	10	0	3.33	.9	0	0	6.67
"600"	"Charlotte-Mecklenburg Schools"	"7811"	"Trade & Industrial Education"	35	0	100	0	0	.63	11.43	0	25.71
"600"	"Charlotte-Mecklenburg Schools"	"7812"	"Trade & Industrial Education"	31	0	100	0	0	.55	9.68	0	35.48
"600"	"Charlotte-Mecklenburg Schools"	"7901"	"Trade & Industrial Education"	187	80.75	19.25	0	7.49	.14	11.23	0	66.84
"600"	"Charlotte-Mecklenburg Schools"	"7902"	"Trade & Industrial Education"	49	93.88	6.12	0	10.2	.1	10.2	0	69.39
"600"	"Charlotte-Mecklenburg Schools"	"7911"	"Trade & Industrial Education"	80	68.75	31.25	0	5	.84	10	0	1.25
"600"	"Charlotte-Mecklenburg Schools"	"7912"	"Trade & Industrial Education"	14	71.43	28.57	0	0	.93	7.14	0	0
"600"	"Charlotte-Mecklenburg Schools"	"7921"	"Trade & Industrial Education"	957	80.36	19.64	.52	4.91	.33	12.43	1.15	47.75
"600"	"Charlotte-Mecklenburg Schools"	"7962"	"Trade & Industrial Education"	325	88	12	.31	6.77	.22	9.85	1.23	59.69
"600"	"Charlotte-Mecklenburg Schools"	"7963"	"Trade & Industrial Education"	147	89.12	10.88	0	7.48	.2	8.16	.68	63.95
"600"	"Charlotte-Mecklenburg Schools"	"7981"	"Trade & Industrial Education"	36	58.33	41.67	0	0	.89	2.78	0	8.33
"600"	"Charlotte-Mecklenburg Schools"	"7982"	"Trade & Industrial Education"	11	72.73	27.27	0	0	.91	0	0	9.09
"600"	"Charlotte-Mecklenburg Schools"	"7991"	"Trade & Industrial Education"	400	85.5	14.5	.5	6.25	.43	14.5	1.25	34.5
"600"	"Charlotte-Mecklenburg Schools"	"7992"	"Trade & Industrial Education"	235	87.66	12.34	.43	5.53	.51	7.23	1.28	34.04
"600"	"Charlotte-Mecklenburg Schools"	"7996"	"Trade & Industrial Education"	5	100	0	0	0	0	0	0	100
"600"	"Charlotte-Mecklenburg Schools"	"7997"	"Trade & Industrial Education"	7	71.43	28.57	0	14.29	0	0	0	85.71
"600"	"Charlotte-Mecklenburg Schools"	"7998"	"Trade & Industrial Education"	2	100	0	0	0	1	0	0	0
"600"	"Charlotte-Mecklenburg Schools"	"7999"	"Trade & Industrial Education"	142	85.92	14.08	1.41	5.63	.49	5.63	0	38.03

1 - 100

MIDDLE SCHOOL

LEA	Program Name	Course Code	Course Name	Total
600	"CAREER DEVELOPMENT"	"6158"	Exploring Career Decisions	7732
600	"BUSINESS AND INFO TECHNOLOGY"	"6208"	Exploring Business Technologies	2438
600	"BUSINESS AND INFO TECHNOLOGY"	"6400"	Business Computer Technology	7420
600	"BUSINESS AND INFO TECHNOLOGY"	"6511"	Keyboarding	11813
600	"FAMILY AND CONSUMER SCIENCES"	"7018"	Exploring Life Skills	0
600	"TECHNOLOGY EDUCATION"	"8108"	Exploring Technology Systems	0

row(s) 1 - 6 of 6

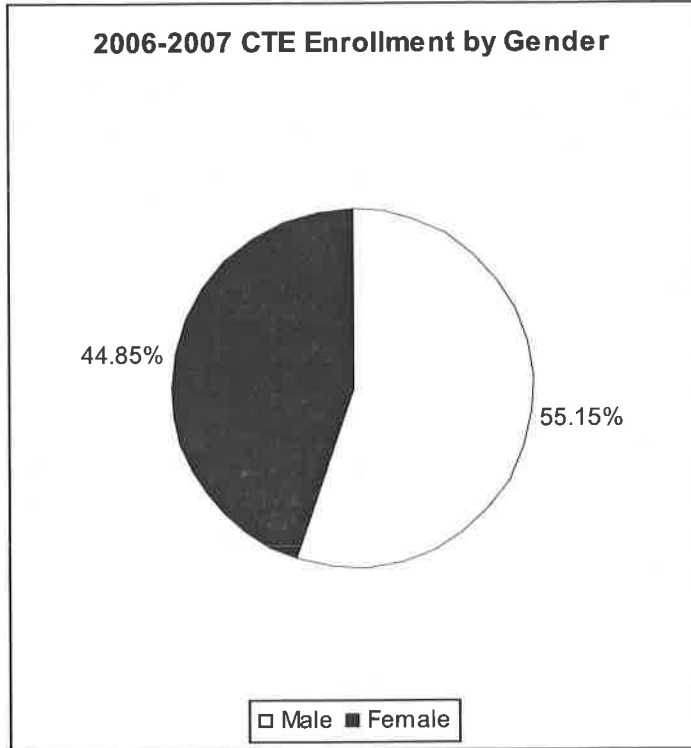


# 610 Mitchell County Schools

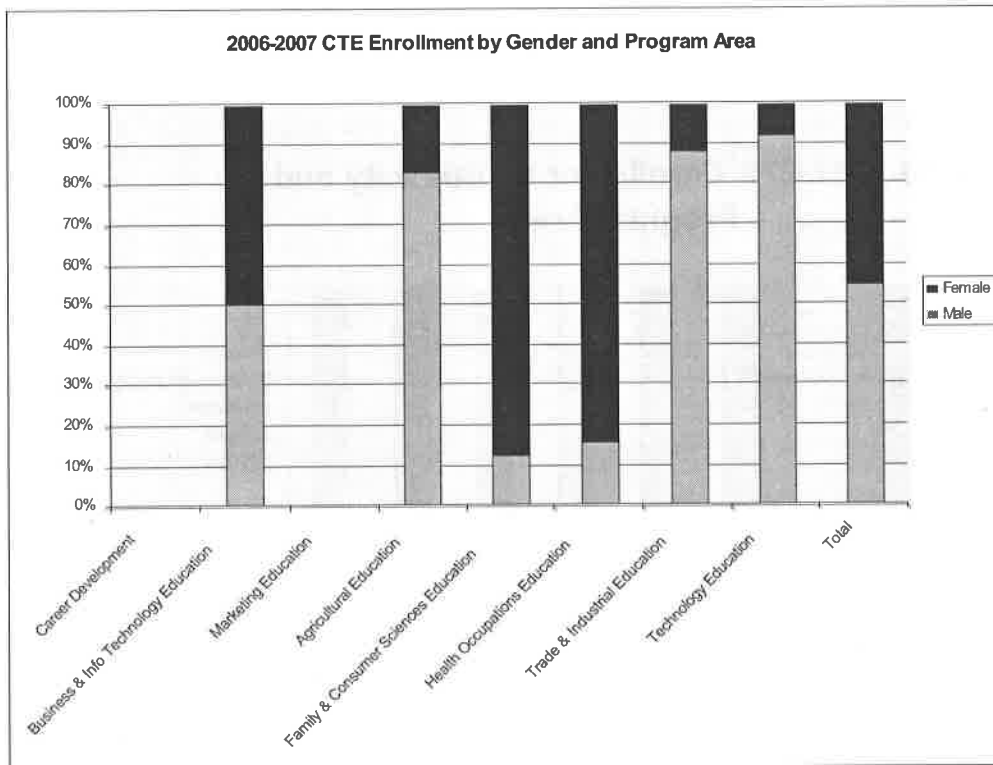
## Gender

### Grades 9-12

### Career and Technical Education



2006-2007	
<b>Gender of all LEA Students</b>	
Male	52.46%
Female	47.54%
<b>Gender of LEA CTE Participants</b>	
Male	55.15%
Female	44.85%



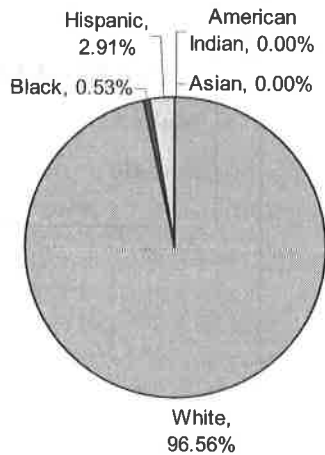
# 610 Mitchell Schools

## Ethnicity

### Grades 9-12

## Career and Technical Education

**2006-2007 CTE Enrollment by Ethnicity**



**2006-2007**

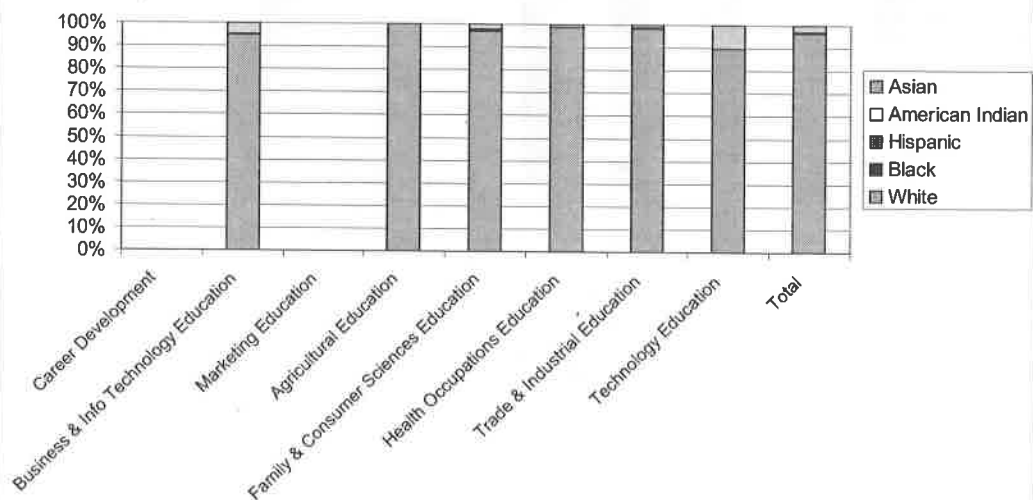
**Ethnicity of all LEA Students**

American Indian	0.14%
Asian	0.50%
Black	0.81%
Hispanic	4.43%
White	94.13%

**Ethnicity of LEA CTE Participants**

American Indian	0.00%
Asian	0.00%
Black	0.53%
Hispanic	2.91%
White	96.56%

**2006-2007 CTE Enrollment by Ethnicity and Program Area**



Search 610 [ Mitchell County Schools ] [ go ]

LEA NAME Mitchell County Schools

ETHNICITY

LEA	INDIAN	ASIAN	HISPANIC	BLACK	WHITE	INDIAN_PCT	ASIAN_PCT	HISP_PCT	BLACK_PCT	WHITE_PCT
"610"	3	11	98	18	2083	.14	.5	4.43	.81	94.13

GENDER

LEA	MALE	FEMALE	MALE_PCT	FEMALE_PCT
"610"	1161	1052	52.46	47.54

CTE ENROLLMENT BY COURSE GENDER & ETHNICITY

LEA	LEA_NAME	COURSE	PROGRAM AREA	COURSE NAME	ENROLLMENT	MALE_PCT	FEMALE_PCT	AM INDIAN PCT	ASIAN PCT	BLACK PCT	HISP PCT	MULTIRACIAL	WHITE PCT
"610"	"Mitchell County Schools"	"7299"	"Health Occupations Education"	"Health Science Advanced Studies"	3	33.33	66.67	0	0	0	0	0	100
"610"	"Mitchell County Schools"	"8011"	"Technology Education"	"Principles of Technology I"	33	90.91	9.09	0	0	0	12.12	0	87.88
"610"	"Mitchell County Schools"	"8012"	"Technology Education"	"Principles of Technology II"	5	100	0	0	0	0	0	0	100
"610"	"Mitchell County Schools"	"7400"	"Trade & Industrial Education"	"Intro. to Trade & Industrial Education"	39	100	0	0	0	0	2.56	0	97.44
"610"	"Mitchell County Schools"	"7511"	"Trade & Industrial Education"	"Automotive Service Technology I"	40	77.5	22.5	0	0	0	2.5	0	97.5
"610"	"Mitchell County Schools"	"7512"	"Trade & Industrial Education"	"Automotive Service Technology II"	20	100	0	0	0	0	0	0	100
"610"	"Mitchell County Schools"	"7513"	"Trade & Industrial Education"	"Automotive Service Technology III"	10	100	0	0	0	0	10	0	90
"610"	"Mitchell County Schools"	"7721"	"Trade & Industrial Education"	"Construction Technology I"	20	85	15	0	0	0	0	0	100
"610"	"Mitchell County Schools"	"7722"	"Trade & Industrial Education"	"Construction Technology II"	15	93.33	6.67	0	0	0	0	0	100
"610"	"Mitchell County Schools"	"7723"	"Trade & Industrial Education"	"Construction Technology III"	9	100	0	0	0	0	0	0	100
"610"	"Mitchell County Schools"	"7921"	"Trade & Industrial Education"	"Drafting I"	51	82.35	17.65	0	0	0	1.96	0	98.04
"610"	"Mitchell County Schools"	"7962"	"Trade & Industrial Education"	"Drafting - Architectural II"	11	54.55	45.45	0	0	0	0	0	100
"610"	"Mitchell County Schools"	"7963"	"Trade & Industrial Education"	"Drafting - Architectural III"	11	81.82	18.18	0	0	0	0	0	100
"610"	"Mitchell County Schools"	"7972"	"Trade & Industrial Education"	"Drafting - Engineering II"	21	90.48	9.52	0	0	0	0	0	100
"610"	"Mitchell County Schools"	"7980"	"Trade & Industrial Education"	"Networking I T&I"	17	88.24	11.76	0	0	0	0	5.88	94.12



LEA	Program Name	Course Code	Course Name	Total
"610"	"7015"	"Family & Consumer Sciences Education"	"Teen Living"	67
"610"	"7045"	"Family & Consumer Sciences Education"	"Foods I - Fundamentals"	43
"610"	"7046"	"Family & Consumer Sciences Education"	"Foods II - Advanced"	12
"610"	"7065"	"Family & Consumer Sciences Education"	"Parenting and Child Development"	41
"610"	"7111"	"Family & Consumer Sciences Education"	"Early Childhood Education I"	14
"610"	"7112"	"Family & Consumer Sciences Education"	"Early Childhood Education II"	16
"610"	"7211"	"Health Occupations Education"	"Allied Health Sciences I"	20
"610"	"7212"	"Health Occupations Education"	"Allied Health Sciences II"	15
"610"	"7221"	"Health Occupations Education"	"Medical Sciences I"	25
"610"	"7222"	"Health Occupations Education"	"Medical Sciences II"	24
"610"	"7296"	"Health Occupations Education"	"Health Science Apprenticeship Program"	1

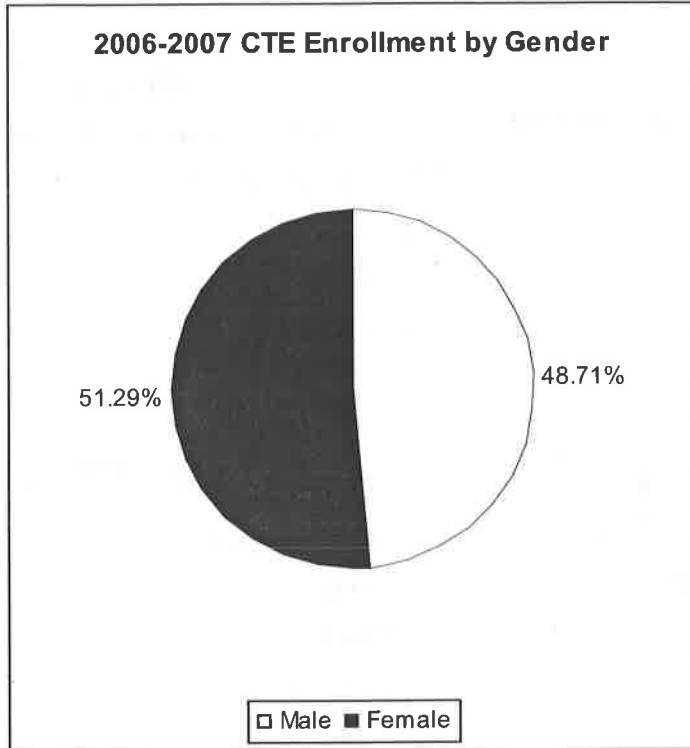
MIDDLE SCHOOL

LEA	Program Name	Course Code	Course Name	Total
610	"CAREER DEVELOPMENT"	"6158"	Exploring Career Decisions	0
610	"BUSINESS AND INFO TECHNOLOGY"	"6208"	Exploring Business Technologies	0
610	"BUSINESS AND INFO TECHNOLOGY"	"6400"	Business Computer Technology	47
610	"BUSINESS AND INFO TECHNOLOGY"	"6511"	Keyboarding	0
610	"FAMILY AND CONSUMER SCIENCES"	"7018"	Exploring Life Skills	0
610	"TECHNOLOGY EDUCATION"	"8108"	Exploring Technology Systems	107

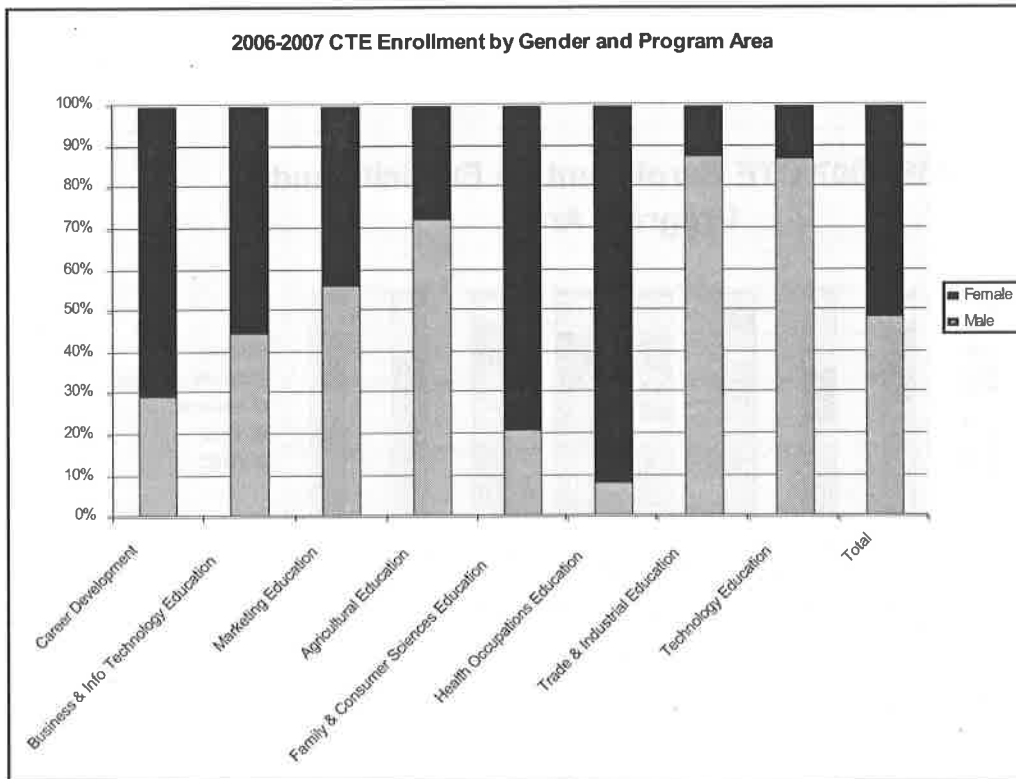
row(s) 1 - 6 of 6



# 620 Montgomery County Schools Gender Grades 9-12 Career and Technical Education



2006-2007	
<b>Gender of all LEA Students</b>	
Male	51.59%
Female	48.41%
<b>Gender of LEA CTE Participants</b>	
Male	48.71%
Female	51.29%



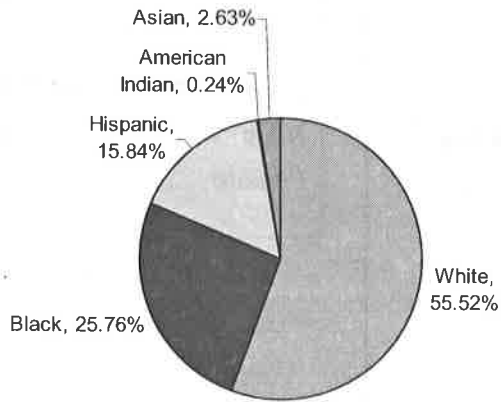
# 620 Montgomery Schools

## Ethnicity

### Grades 9-12

### Career and Technical Education

**2006-2007 CTE Enrollment by Ethnicity**



**2006-2007**

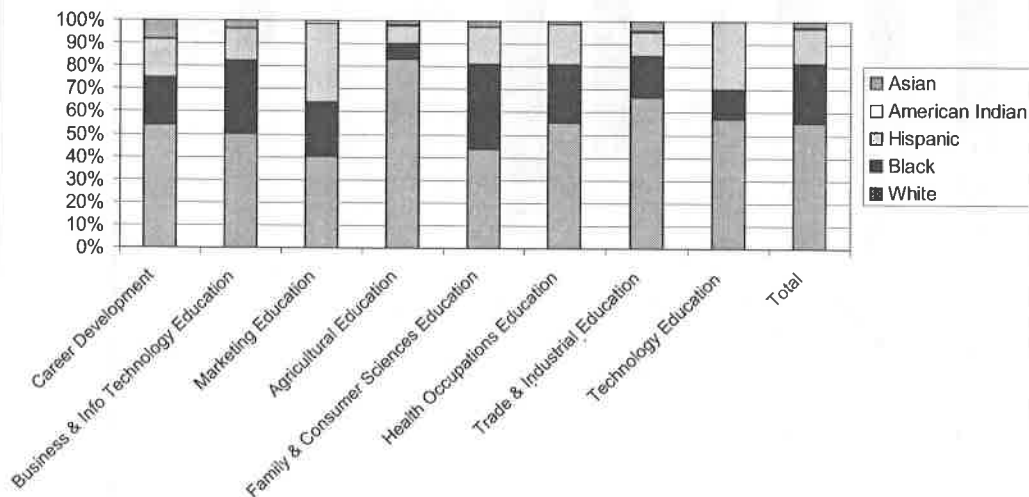
**Ethnicity of all LEA Students**

American Indian	0.11%
Asian	2.40%
Black	26.30%
Hispanic	24.19%
White	47.00%

**Ethnicity of LEA CTE Participants**

American Indian	0.24%
Asian	2.63%
Black	25.76%
Hispanic	15.84%
White	55.52%

**2006-2007 CTE Enrollment by Ethnicity and Program Area**





Search  [Go]

LEA NAME

**ETHNICITY**

LEA	INDIAN	ASIAN	HISPANIC	BLACK	WHITE	INDIAN_PCT	ASIAN_PCT	HISP_PCT	BLACK_PCT	WHITE_PCT
"620"	5	109	1100	1196	2137	.11	2.4	24.19	26.3	47

**GENDER**

LEA	MALE	FEMALE	MALE_PCT	FEMALE_PCT
"620"	2346	2201	51.59	48.41

**CTE ENROLLMENT BY COURSE GENDER & ETHNICITY**

LEA	LEA_NAME	COURSE	PROGRAM AREA	COURSE NAME	ENROLLMENT	MALE_PCT	FEMALE_PCT	AM INDIAN PCT	ASIAN PCT	BLACK PCT	HISP PCT	MULTIRACIAL	WHITE PCT
"620"	"Montgomery County Schools"	"6810"	"Agricultural Education"	"Agriscience Applications"	89	70.79	29.21	0	2.25	.11	10.11	1.12	75.28
"620"	"Montgomery County Schools"	"6821"	"Agricultural Education"	"Animal Science I"	43	67.44	32.56	0	0	.07	6.98	2.33	83.72
"620"	"Montgomery County Schools"	"6822"	"Agricultural Education"	"Animal Science II"	44	70.45	29.55	0	0	.02	9.09	0	88.64
"620"	"Montgomery County Schools"	"6825"	"Agricultural Education"	"Equine Science I"	21	85.71	14.29	0	0	0	14.29	0	85.71
"620"	"Montgomery County Schools"	"6851"	"Agricultural Education"	"Environmental & Natural Resources Studies I"	21	71.43	28.57	0	4.76	0	4.76	0	90.48
"620"	"Montgomery County Schools"	"6852"	"Agricultural Education"	"Environmental & Natural Resources Studies II"	9	77.78	22.22	0	11.11	0	0	0	88.89
"620"	"Montgomery County Schools"	"6898"	"Agricultural Education"	"Agricultural Internship"	9	88.89	11.11	11.11	0	0	0	0	88.89
"620"	"Montgomery County Schools"	"6899"	"Agricultural Education"	"Agricultural Advanced Studies"	7	71.43	28.57	0	0	0	0	0	100
"620"	"Montgomery County Schools"	"6999"	"Agricultural Education"	"Community College Agriculture"	3	66.67	33.33	0	0	.33	0	0	66.67
"620"	"Montgomery County Schools"	"6200"	"Business and Information Technology"	"Principles of Business & Personal Finance - BE"	18	50	50	0	5.56	.56	0	0	38.89
"620"	"Montgomery County Schools"	"6215"	"Business and Information Technology"	"Business Law"	25	52	48	0	0	.2	32	4	44
"620"	"Montgomery County Schools"	"6411"	"Business and Information Technology"	"Computer Applications I"	241	51.45	48.55	0	4.98	.3	8.71	1.66	54.36
"620"	"Montgomery County Schools"	"6412"	"Business and Information Technology"	"Computer Applications II"	69	34.78	65.22	0	2.9	.28	17.39	0	52.17
"620"	"Montgomery County Schools"	"6535"	"Business and Information Technology"	"Business & Electronic Communications"	95	42.11	57.89	0	0	.27	28.42	3.16	41.05
"620"	"Montgomery County Schools"	"6598"	"Business and Information Technology"	"Business Internship"	2	50	50	0	0	0	0	0	100

"620"	"Montgomery County Schools"	"6599"	"Business and Information Technology"	"Business Advanced Studies"	24	8.33	91.67	0	4.17	.38	4.17	4.17	50
"620"	"Montgomery County Schools"	"6109"	"Career Development"	"Career Development Pilot Program"	12	8.33	91.67	0	16.67	.33	16.67	0	33.33
"620"	"Montgomery County Schools"	"6198"	"Career Development"	"Career Development Internship"	12	50	50	0	0	.08	16.67	0	75
"620"	"Montgomery County Schools"	"7015"	"Family & Consumer Sciences Education"	"Teen Living"	163	25.77	74.23	0	1.84	.33	22.09	3.07	40.49
"620"	"Montgomery County Schools"	"7045"	"Family & Consumer Sciences Education"	"Foods I - Fundamentals"	120	22.5	77.5	0	2.5	.38	10	2.5	47.5
"620"	"Montgomery County Schools"	"7065"	"Family & Consumer Sciences Education"	"Parenting and Child Development"	124	16.94	83.06	0	4.03	.34	16.13	1.61	44.35
"620"	"Montgomery County Schools"	"7085"	"Family & Consumer Sciences Education"	"Life Management"	73	23.29	76.71	0	1.37	.42	13.7	0	42.47
"620"	"Montgomery County Schools"	"7198"	"Family & Consumer Sciences Education"	"Family & Consumer Sciences Internship"	2	0	100	0	0	0	0	0	100
"620"	"Montgomery County Schools"	"7199"	"Family & Consumer Sciences Education"	"Family & Consumer Sciences Advanced Studies"	46	10.87	89.13	0	4.35	.37	17.39	0	41.3
"620"	"Montgomery County Schools"	"7210"	"Health Occupations Education"	"Health Team Relations"	47	10.64	89.36	0	0	.15	29.79	0	55.32
"620"	"Montgomery County Schools"	"7211"	"Health Occupations Education"	"Allied Health Sciences I"	76	1.32	98.68	0	2.63	.26	15.79	2.63	52.63
"620"	"Montgomery County Schools"	"7212"	"Health Occupations Education"	"Allied Health Sciences II"	30	3.33	96.67	0	0	.37	10	0	53.33
"620"	"Montgomery County Schools"	"7280"	"Health Occupations Education"	"Health Occupations Special Interest"	4	0	100	0	0	0	0	0	100
"620"	"Montgomery County Schools"	"7298"	"Health Occupations Education"	"Health Careers Internship"	3	0	100	0	0	.33	0	0	66.67
"620"	"Montgomery County Schools"	"7399"	"Health Occupations Education"	"Community College Health"	54	18.52	81.48	0	1.85	.24	16.67	0	57.41
"620"	"Montgomery County Schools"	"6615"	"Marketing Education"	"Small Business/Entrepreneurship - ME"	67	64.18	35.82	1.49	0	.27	31.34	0	40.3
"620"	"Montgomery County Schools"	"6621"	"Marketing Education"	"Marketing"	33	36.36	63.64	0	0	.21	45.45	0	33.33
"620"	"Montgomery County Schools"	"6697"	"Marketing Education"	"Marketing Cooperative Program"	64	57.81	42.19	1.56	0	.22	32.81	0	43.75
"620"	"Montgomery County Schools"	"8005"	"Technology Education"	"Technology Advanced Studies"	3	66.67	33.33	0	0	0	0	0	100
"620"	"Montgomery County Schools"	"8110"	"Technology Education"	"Fundamentals of Technology"	34	82.35	17.65	0	0	.21	35.29	0	44.12
"620"	"Montgomery County Schools"	"8141"	"Technology Education"	"Structural Systems"	14	85.71	14.29	0	0	0	28.57	0	71.43

Career and Technical Education 2006-2007 Enrollment

"620"	"Montgomery County Schools"	"8999"	"Technology Education"	"Community College Technology Education"	19	100	0	0	0	.11	26.32	0	63.16
"620"	"Montgomery County Schools"	"7400"	"Trade & Industrial Education"	"Intro. to Trade & Industrial Education"	127	88.98	11.02	0	4.72	.2	11.81	2.36	61.42
"620"	"Montgomery County Schools"	"7511"	"Trade & Industrial Education"	"Automotive Service Technology I"	58	87.93	12.07	0	6.9	.16	1.72	1.72	74.14
"620"	"Montgomery County Schools"	"7512"	"Trade & Industrial Education"	"Automotive Service Technology II"	11	81.82	18.18	0	18.18	.09	9.09	0	63.64
"620"	"Montgomery County Schools"	"7621"	"Trade & Industrial Education"	"Furniture and Cabinemaking I"	22	81.82	18.18	0	0	.09	0	0	90.91
"620"	"Montgomery County Schools"	"7711"	"Trade & Industrial Education"	"Masonry I"	88	92.05	7.95	1.14	0	.17	26.14	0	55.68
"620"	"Montgomery County Schools"	"7712"	"Trade & Industrial Education"	"Masonry II"	3	100	0	33.33	0	0	0	0	66.67
"620"	"Montgomery County Schools"	"7721"	"Trade & Industrial Education"	"Construction Technology I"	50	78	22	0	2	.16	2	2	78
"620"	"Montgomery County Schools"	"7722"	"Trade & Industrial Education"	"Construction Technology II"	17	94.12	5.88	0	5.88	.41	0	0	52.94
"620"	"Montgomery County Schools"	"7921"	"Trade & Industrial Education"	"Drafting I"	20	75	25	0	10	.1	0	0	80
"620"	"Montgomery County Schools"	"7998"	"Trade & Industrial Education"	"Trade & Industrial Internship"	1	100	0	0	0	0	0	0	100
"620"	"Montgomery County Schools"	"7999"	"Trade & Industrial Education"	"Trade & Industrial Advanced Studies"	10	100	0	0	10	.1	10	0	70

1 - 48

MIDDLE SCHOOL

LEA	Program Name	Course Code	Course Name	Total
620	"CAREER DEVELOPMENT"	"6158"	Exploring Career Decisions	642
620	"BUSINESS AND INFO TECHNOLOGY"	"6511"	Keyboarding	338

row(s) 1 - 2 of 2

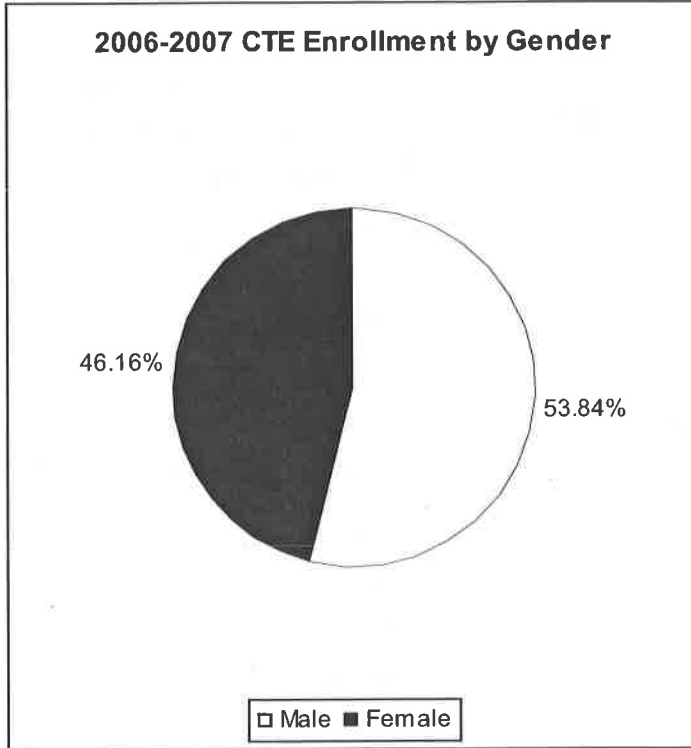


# 630 Moore County Schools

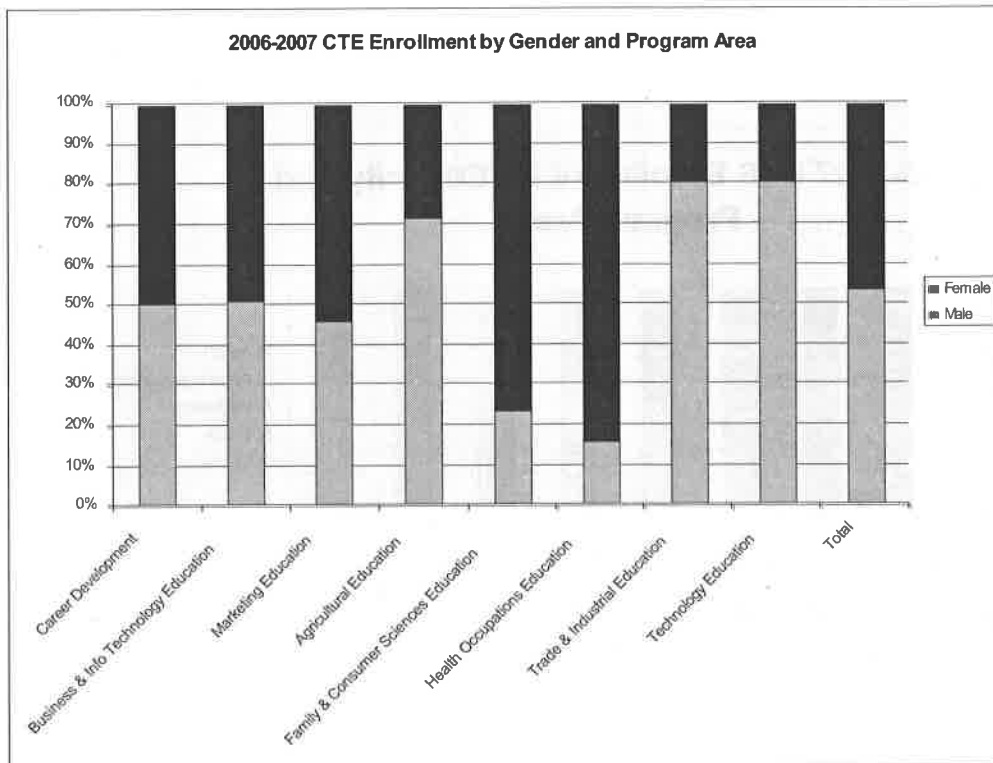
## Gender

### Grades 9-12

### Career and Technical Education

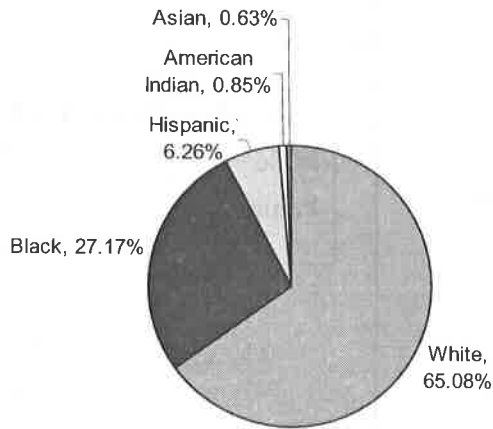


2006-2007	
<b>Gender of all LEA Students</b>	
Male	50.29%
Female	49.71%
<b>Gender of LEA CTE Participants</b>	
Male	53.84%
Female	46.16%



# 630 Moore Schools Ethnicity Grades 9-12 Career and Technical Education

**2006-2007 CTE Enrollment by Ethnicity**



**2006-2007**

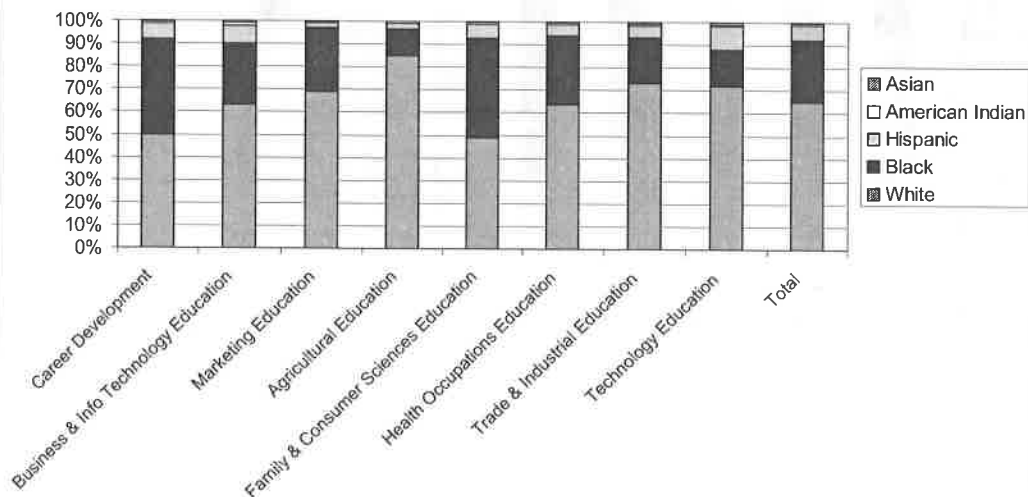
**Ethnicity of all LEA Students**

American Indian	0.99%
Asian	0.86%
Black	23.24%
Hispanic	7.67%
White	67.23%

**Ethnicity of LEA CTE Participants**

American Indian	0.85%
Asian	0.63%
Black	27.17%
Hispanic	6.26%
White	65.08%

**2006-2007 CTE Enrollment by Ethnicity and Program Area**



Search  [Go]

LEA NAME

**ETHNICITY**

LEA	INDIAN	ASIAN	HISPANIC	BLACK	WHITE	INDIAN_PCT	ASIAN_PCT	HISP_PCT	BLACK_PCT	WHITE_PCT
"630"	122	106	942	2852	8252	.99	.86	7.67	23.24	67.23

**GENDER**

LEA	MALE	FEMALE	MALE_PCT	FEMALE_PCT
"630"	6173	6101	50.29	49.71

**CTE ENROLLMENT BY COURSE GENDER & ETHNICITY**

LEA	LEA_NAME	COURSE	PROGRAM AREA	COURSE NAME	ENROLLMENT	MALE_PCT	FEMALE_PCT	AM INDIAN_PCT	ASIAN_PCT	BLACK_PCT	HISP_PCT	MULTIRACIAL	WHITE_PCT
"630"	Moore County Schools	"6810"	"Agricultural Education"	"Agriculture Applications"	89	77.53	22.47	0	0	.02	3.37	0	94.38
"630"	Moore County Schools	"6825"	"Agricultural Education"	"Equine Science I"	12	16.67	83.33	0	0	0	0	0	100
"630"	Moore County Schools	"6826"	"Agricultural Education"	"Equine Science II"	11	18.18	81.82	0	0	0	0	0	100
"630"	Moore County Schools	"6841"	"Agricultural Education"	"Horticulture I"	185	72.43	27.57	1.62	0	.16	3.24	3.24	76.22
"630"	Moore County Schools	"6842"	"Agricultural Education"	"Horticulture II"	85	77.65	22.35	1.18	0	.11	3.53	1.18	83.53
"630"	Moore County Schools	"6843"	"Agricultural Education"	"Horticulture II - Turf Grass"	14	92.86	7.14	0	0	0	0	0	100
"630"	Moore County Schools	"6851"	"Agricultural Education"	"Environmental & Natural Resources Studies I"	28	60.71	39.29	0	0	.18	0	0	82.14
"630"	Moore County Schools	"6852"	"Agricultural Education"	"Environmental & Natural Resources Studies II"	7	57.14	42.86	0	0	.14	0	0	85.71
"630"	Moore County Schools	"6898"	"Agricultural Education"	"Agricultural Internship"	6	83.33	16.67	0	0	0	0	0	100
"630"	Moore County Schools	"6899"	"Agricultural Education"	"Agricultural Advanced Studies"	20	80	20	0	0	0	0	0	100
"630"	Moore County Schools	"6200"	"Business and Information Technology"	"Principles of Business & Personal Finance - BE"	227	51.1	48.9	1.32	.44	.21	4.85	2.64	70.04
"630"	Moore County Schools	"6215"	"Business and Information Technology"	"Business Law"	111	54.95	45.05	.9	.9	.35	7.21	1.8	54.05
"630"	Moore County Schools	"6225"	"Business and Information Technology"	"Business Management & Applications"	10	50	50	10	0	.6	0	0	30

"630"	"Moore County Schools"	"6311"	"Business and Information Technology"	"Computerized Accounting I"	26	61.54	38.46	3.85	3.85	.35	7.69	3.85	46.15
"630"	"Moore County Schools"	"6312"	"Business and Information Technology"	"Computerized Accounting II"	9	33.33	66.67	0	0	.33	0	0	66.67
"630"	"Moore County Schools"	"6400"	"Business and Information Technology"	"Business Computer Technology"	2	100	0	0	0	0	0	0	100
"630"	"Moore County Schools"	"6411"	"Business and Information Technology"	"Computer Applications I"	259	51.74	48.26	1.54	.77	.25	7.34	1.93	63.71
"630"	"Moore County Schools"	"6412"	"Business and Information Technology"	"Computer Applications II"	113	46.02	53.98	0	1.77	.27	14.16	2.65	53.98
"630"	"Moore County Schools"	"6415"	"Business and Information Technology"	"e-Commerce I"	7	42.86	57.14	0	0	0	57.14	0	42.86
"630"	"Moore County Schools"	"6416"	"Business and Information Technology"	"e-Commerce II"	1	0	100	0	0	0	100	0	0
"630"	"Moore County Schools"	"6514"	"Business and Information Technology"	"Digital Communication Systems"	399	50.63	49.37	1.5	.75	.22	8.27	1.75	65.41
"630"	"Moore County Schools"	"6535"	"Business and Information Technology"	"Business & Electronic Communications"	17	47.06	52.94	0	0	.47	5.88	0	47.06
"630"	"Moore County Schools"	"6598"	"Business and Information Technology"	"Business Internship"	4	50	50	0	0	0	0	0	100
"630"	"Moore County Schools"	"6599"	"Business and Information Technology"	"Business Advanced Studies"	9	33.33	66.67	0	0	0	0	0	100
"630"	"Moore County Schools"	"6145"	"Career Development"	"Career Management"	270	50.37	49.63	1.11	.37	.39	6.67	2.96	50
"630"	"Moore County Schools"	"7015"	"Family & Consumer Sciences Education"	"Teen Living"	183	22.95	77.05	.55	0	.37	5.46	1.09	55.74
"630"	"Moore County Schools"	"7018"	"Family & Consumer Sciences Education"	"Exploring Life Skills"	10	30	70	0	0	.5	20	0	30
"630"	"Moore County Schools"	"7045"	"Family & Consumer Sciences Education"	"Foods I - Fundamentals"	284	32.39	67.61	.35	1.41	.33	7.04	2.82	54.93
"630"	"Moore County Schools"	"7046"	"Family & Consumer Sciences Education"	"Foods II - Advanced"	109	34.86	65.14	0	0	.51	11.01	1.83	35.78
"630"	"Moore County Schools"	"7065"	"Family & Consumer Sciences Education"	"Parenting and Child Development"	122	8.2	91.8	.82	.82	.42	4.1	4.92	47.54
"630"	"Moore County Schools"	"7085"	"Family & Consumer Sciences Education"	"Life Management"	38	7.89	92.11	2.63	0	.37	5.26	0	55.26
"630"	"Moore County Schools"	"7111"	"Family & Consumer Sciences Education"	"Early Childhood Education I"	32	0	100	0	0	.59	3.13	0	37.5
"630"	"Moore County Schools"	"7112"	"Family & Consumer Sciences Education"	"Early Childhood Education II"	20	0	100	0	0	.65	10	0	25



Career and Technical Education 2006-2007 Enrollment

"630"	"Moore County Schools"	"7121"	"Family & Consumer Sciences Education"	"Culinary Arts and Hospitality I"	29	31.03	69.97	0	0	0	.59	0	3.45	37.93
"630"	"Moore County Schools"	"7122"	"Family & Consumer Sciences Education"	"Culinary Arts and Hospitality II"	38	31.58	69.42	0	0	0	.53	0	2.63	44.74
"630"	"Moore County Schools"	"7199"	"Family & Consumer Sciences Education"	"Family & Consumer Sciences Advanced Studies"	28	3.57	96.43	3.57	0	0	.36	7.14	3.57	50
"630"	"Moore County Schools"	"7200"	"Health Occupations Education"	"Biomedical Technology"	120	34.17	65.83	0	0	0	.09	9.17	3.33	78.33
"630"	"Moore County Schools"	"7210"	"Health Occupations Education"	"Health Team Relations"	104	10.58	89.42	1.92	0	0	.26	3.85	1.92	66.35
"630"	"Moore County Schools"	"7211"	"Health Occupations Education"	"Allied Health Sciences I"	49	4.08	95.92	0	2.04	0	.41	2.04	6.12	48.98
"630"	"Moore County Schools"	"7212"	"Health Occupations Education"	"Allied Health Sciences II"	50	4	96	0	2	0	.4	2	6	50
"630"	"Moore County Schools"	"7221"	"Health Occupations Education"	"Medical Sciences I"	15	6.67	93.33	0	0	0	.4	0	0	60
"630"	"Moore County Schools"	"7222"	"Health Occupations Education"	"Medical Sciences II"	6	16.67	83.33	0	0	0	.17	0	0	83.33
"630"	"Moore County Schools"	"7299"	"Health Occupations Education"	"Health Science Advanced Studies"	15	0	100	0	0	0	.73	0	6.67	20
"630"	"Moore County Schools"	"6621"	"Marketing Education"	"Marketing"	221	44.8	55.2	.45	45	0	.29	.9	1.81	67.42
"630"	"Moore County Schools"	"6622"	"Marketing Education"	"Marketing Management"	35	48.57	51.43	0	0	0	.09	5.71	2.86	82.86
"630"	"Moore County Schools"	"6645"	"Marketing Education"	"Travel/Tourism & Recreation Marketing"	20	55	45	0	0	0	.3	10	5	55
"630"	"Moore County Schools"	"6699"	"Marketing Education"	"Marketing Advanced Studies"	3	33.33	66.67	0	0	0	0	0	0	100
"630"	"Moore County Schools"	"8005"	"Technology Education"	"Technology Advanced Studies"	16	81.25	18.75	0	0	0	.06	12.5	0	81.25
"630"	"Moore County Schools"	"8011"	"Technology Education"	"Principles of Technology I"	112	80.36	19.64	1.79	1.79	0	.13	14.29	0	69.64
"630"	"Moore County Schools"	"8012"	"Technology Education"	"Principles of Technology II"	20	90	10	0	0	0	.15	5	0	80
"630"	"Moore County Schools"	"8110"	"Technology Education"	"Fundamentals of Technology"	289	78.55	21.45	0	1.04	0	.16	10.38	2.42	76.24
"630"	"Moore County Schools"	"8999"	"Technology Education"	"Community College Technology Education"	22	100	0	0	0	0	.09	0	0	90.91

"630"	"Moore County Schools"	"7511"	"Trade & Industrial Education"	"Automotive Service Technology I"	277	81.59	18.41	1.08	1.08	.16	5.42	3.25	73.29
"630"	"Moore County Schools"	"7512"	"Trade & Industrial Education"	"Automotive Service Technology II"	95	90.53	9.47	0	0	.22	1.05	0	76.84
"630"	"Moore County Schools"	"7513"	"Trade & Industrial Education"	"Automotive Service Technology III"	50	98	2	2	0	.08	6	0	84
"630"	"Moore County Schools"	"7711"	"Trade & Industrial Education"	"Masonry I"	40	95	5	2.5	2.5	.4	5	2.5	47.5
"630"	"Moore County Schools"	"7712"	"Trade & Industrial Education"	"Masonry II"	16	100	0	0	0	.25	6.25	0	68.75
"630"	"Moore County Schools"	"7713"	"Trade & Industrial Education"	"Masonry III"	5	100	0	0	0	0	0	0	100
"630"	"Moore County Schools"	"7721"	"Trade & Industrial Education"	"Construction Technology I"	100	96	4	1	1	.1	13	1	74
"630"	"Moore County Schools"	"7722"	"Trade & Industrial Education"	"Construction Technology II"	45	95.56	4.44	2.22	2.22	.04	2.22	0	91.11
"630"	"Moore County Schools"	"7723"	"Trade & Industrial Education"	"Construction Technology III"	19	94.74	5.26	0	0	.16	0	0	84.21
"630"	"Moore County Schools"	"7811"	"Trade & Industrial Education"	"Cosmetology I"	30	0	100	0	0	.37	0	0	63.33
"630"	"Moore County Schools"	"7812"	"Trade & Industrial Education"	"Cosmetology II"	27	0	100	0	3.7	.44	18.52	3.7	29.63
"630"	"Moore County Schools"	"7813"	"Trade & Industrial Education"	"Cosmetology III"	3	0	100	0	33.33	0	33.33	0	33.33
"630"	"Moore County Schools"	"7821"	"Trade & Industrial Education"	"T & I Cooperative Training I"	18	44.44	55.56	0	0	.39	0	0	61.11
"630"	"Moore County Schools"	"7822"	"Trade & Industrial Education"	"T & I Cooperative Training II"	12	50	50	0	0	.25	0	0	75
"630"	"Moore County Schools"	"7921"	"Trade & Industrial Education"	"Drafting I"	140	76.43	23.57	.71	0	.13	4.29	2.14	80
"630"	"Moore County Schools"	"7951"	"Trade & Industrial Education"	"Programming and Broadcasting I"	1	0	100	0	0	0	0	0	100
"630"	"Moore County Schools"	"7962"	"Trade & Industrial Education"	"Drafting - Architectural II"	66	83.33	16.67	1.52	0	.15	7.58	3.03	72.73
"630"	"Moore County Schools"	"7963"	"Trade & Industrial Education"	"Drafting - Architectural III"	26	92.31	7.69	0	0	.31	7.69	0	61.54
"630"	"Moore County Schools"	"7980"	"Trade & Industrial Education"	"Networking I T&I"	2	100	0	0	0	0	0	0	100
"630"	"Moore County Schools"	"7981"	"Trade & Industrial Education"	"Network Eng Tech II - Cisco"	2	100	0	0	0	0	0	0	100

"630"	"Moore County Schools"	"7991"	"Trade & Industrial Education"	"Computer Engineering Technology I"	10	90	10	0	0	0	.5	0	10	40
"630"	"Moore County Schools"	"7992"	"Trade & Industrial Education"	"Computer Engineering Technology II"	8	100	0	0	0	0	.5	0	12.5	37.5
"630"	"Moore County Schools"	"7998"	"Trade & Industrial Education"	"Trade & Industrial Internship"	3	100	0	0	0	0	0	0	0	100
"630"	"Moore County Schools"	"7999"	"Trade & Industrial Education"	"Trade & Industrial Advanced Studies"	14	78.57	21.43	0	0	0	0	0	0	100

1 - 76

MIDDLE SCHOOL

LEA	Program Name	Course Code	Course Name	Total
630	"CAREER DEVELOPMENT"	"6158"	Exploring Career Decisions	1
630	"BUSINESS AND INFO TECHNOLOGY"	"6400"	Business Computer Technology	686
630	"BUSINESS AND INFO TECHNOLOGY"	"6511"	Keyboarding	718
630	"FAMILY AND CONSUMER SCIENCES"	"7018"	Exploring Life Skills	469
630	"TECHNOLOGY EDUCATION"	"8108"	Exploring Technology Systems	1055

row(s) 1 - 5 of 5

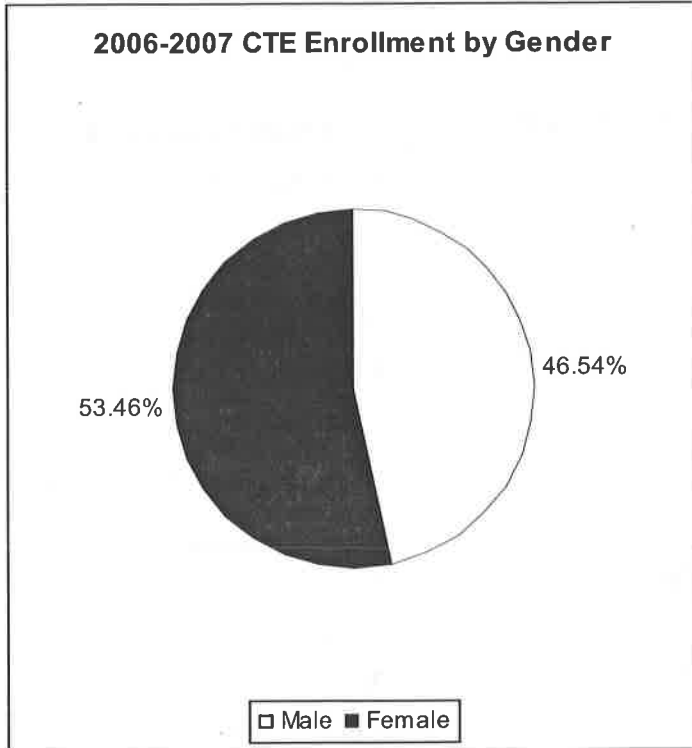


# 640 Nash-Rocky Mount Schools

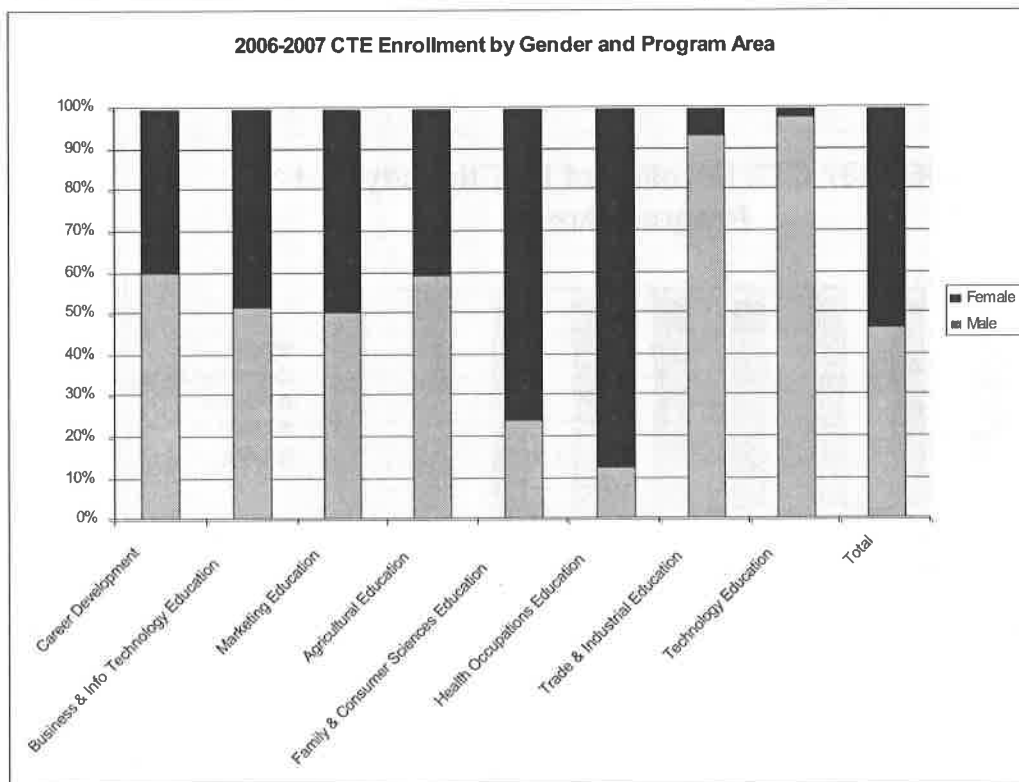
## Gender

### Grades 9-12

### Career and Technical Education

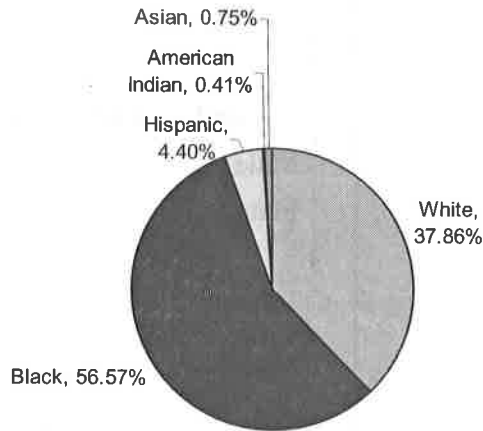


2006-2007	
<b>Gender of all LEA Students</b>	
Male	50.92%
Female	49.08%
<b>Gender of LEA CTE Participants</b>	
Male	46.54%
Female	53.46%



# 640 Nash Rocky Mount Schools Ethnicity Grades 9-12 Career and Technical Education

**2006-2007 CTE Enrollment by Ethnicity**



**2006-2007**

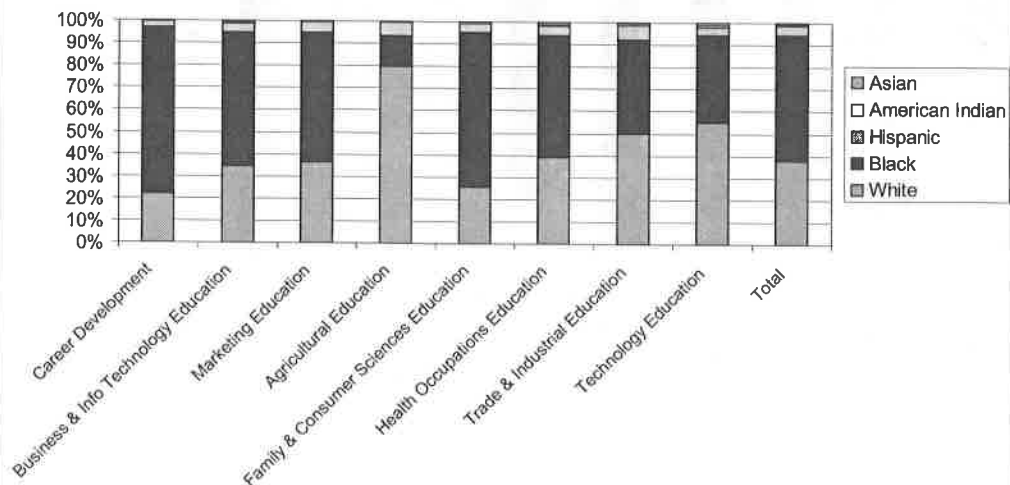
**Ethnicity of all LEA Students**

American Indian	0.44%
Asian	1.16%
Black	54.61%
Hispanic	6.53%
White	37.26%

**Ethnicity of LEA CTE Participants**

American Indian	0.41%
Asian	0.75%
Black	56.57%
Hispanic	4.40%
White	37.86%

**2006-2007 CTE Enrollment by Ethnicity and Program Area**





"640"	"Nash-Rocky Mount Schools"	"Agricultural Education"	"Agricultural Advanced Studies"	9	44.44	55.56	0	0	0	0	0	0	100
"640"	"Nash-Rocky Mount Schools"	"Business and Information Technology"	"Principles of Business & Personal Finance - BE"	319	52.98	47.02	.63	.61	3.76	2.19	31.97		
"640"	"Nash-Rocky Mount Schools"	"Business and Information Technology"	"Business Law"	94	52.13	47.87	0	.61	6.38	0	31.91		
"640"	"Nash-Rocky Mount Schools"	"Business and Information Technology"	"Small Business/Entrepreneurship - BE"	113	66.14	31.86	0	.58	6.19	0	33.63		
"640"	"Nash-Rocky Mount Schools"	"Business and Information Technology"	"Computerized Accounting I"	28	39.29	60.71	3.57	.64	0	0	28.57		
"640"	"Nash-Rocky Mount Schools"	"Business and Information Technology"	"Computerized Accounting II"	16	25	75	6.25	.81	0	0	12.5		
"640"	"Nash-Rocky Mount Schools"	"Business and Information Technology"	"Business Computer Technology"	4	50	50	25	.75	0	0	0		
"640"	"Nash-Rocky Mount Schools"	"Business and Information Technology"	"Computer Applications I"	635	50.55	49.45	.47	.52	3.78	1.57	40.79		
"640"	"Nash-Rocky Mount Schools"	"Business and Information Technology"	"Computer Applications II"	361	49.58	50.42	.28	.62	3.88	.83	32.41		
"640"	"Nash-Rocky Mount Schools"	"Business and Information Technology"	"NAF Academy of Information Tech I - BE"	10	40	60	0	.6	10	0	30		
"640"	"Nash-Rocky Mount Schools"	"Business and Information Technology"	"Digital Communication Systems"	84	55.95	44.05	0	.74	2.38	3.57	20.24		
"640"	"Nash-Rocky Mount Schools"	"Business and Information Technology"	"Apprenticeship Program"	12	8.33	91.67	0	.5	0	0	41.67		
"640"	"Nash-Rocky Mount Schools"	"Career Development"	"Career Management"	349	59.89	40.11	0	.74	2.29	.86	22.06		
"640"	"Nash-Rocky Mount Schools"	"Family & Consumer Sciences Education"	"Consumer H. E. Pilot Program"	111	40.54	59.46	1.8	.72	1.8	.9	22.52		
"640"	"Nash-Rocky Mount Schools"	"Family & Consumer Sciences Education"	"Teen Living"	526	32.13	67.87	.19	.68	3.99	1.33	25.29		
"640"	"Nash-Rocky Mount Schools"	"Family & Consumer Sciences Education"	"Apparel Devel I"	210	7.62	92.38	0	.55	7.14	1.9	35.71		
"640"	"Nash-Rocky Mount Schools"	"Family & Consumer Sciences Education"	"Foods I - Fundamentals"	550	34.18	65.82	.36	.7	3.09	1.09	24.73		
"640"	"Nash-Rocky Mount Schools"	"Family & Consumer Sciences Education"	"Foods II - Advanced"	179	22.91	77.09	0	.7	5.03	0	24.02		
"640"	"Nash-Rocky Mount Schools"	"Family & Consumer Sciences Education"	"Housing & Interiors I"	85	22.35	77.65	0	.66	2.35	0	31.76		
"640"	"Nash-Rocky Mount Schools"	"Family & Consumer Sciences Education"	"Housing & Interiors II"	16	18.75	81.25	0	.69	0	0	25		
"640"	"Nash-Rocky Mount Schools"	"Family & Consumer Sciences Education"	"Parenting and Child Development"	383	12.01	87.99	.52	.67	4.7	1.31	26.37		



"640"	"Nash-Rocky Mount Schools"	"7085"	"Family & Consumer Sciences Education"	"Life Management"	40	52.5	47.5	0	0	.63	5	2.5	30
"640"	"Nash-Rocky Mount Schools"	"7111"	"Family & Consumer Sciences Education"	"Early Childhood Education I"	143	1.4	98.6	0	7	.73	1.4	2.1	22.38
"640"	"Nash-Rocky Mount Schools"	"7112"	"Family & Consumer Sciences Education"	"Early Childhood Education II"	71	2.82	97.18	0	0	.83	0	1.41	15.49
"640"	"Nash-Rocky Mount Schools"	"7121"	"Family & Consumer Sciences Education"	"Culinary Arts and Hospitality I"	29	31.03	66.97	0	0	.86	0	3.45	10.34
"640"	"Nash-Rocky Mount Schools"	"7122"	"Family & Consumer Sciences Education"	"Culinary Arts and Hospitality II"	14	28.57	71.43	0	0	1	0	0	0
"640"	"Nash-Rocky Mount Schools"	"7196"	"Family & Consumer Sciences Education"	"Family & Consumer Sciences Apprenticeship"	2	0	100	0	0	1	0	0	0
"640"	"Nash-Rocky Mount Schools"	"7200"	"Health Occupations Education"	"Biomedical Technology"	57	10.53	89.47	0	0	.44	1.75	3.51	50.88
"640"	"Nash-Rocky Mount Schools"	"7210"	"Health Occupations Education"	"Health Team Relations"	222	9.46	90.54	1.35	.45	.49	3.15	.9	45.05
"640"	"Nash-Rocky Mount Schools"	"7211"	"Health Occupations Education"	"Allied Health Sciences I"	198	12.63	87.37	0	1.01	.61	5.56	1.01	31.31
"640"	"Nash-Rocky Mount Schools"	"7212"	"Health Occupations Education"	"Allied Health Sciences II"	92	8.7	91.3	0	2.17	.5	8.7	2.17	35.96
"640"	"Nash-Rocky Mount Schools"	"7222"	"Health Occupations Education"	"Medical Sciences II"	31	9.68	90.32	0	0	.42	0	0	56.06
"640"	"Nash-Rocky Mount Schools"	"7296"	"Health Occupations Education"	"Health Science Apprenticeship Program"	20	5	95	0	5	.6	5	0	30
"640"	"Nash-Rocky Mount Schools"	"7399"	"Health Occupations Education"	"Community College Health"	128	25	75	.78	2.34	.6	3.13	.78	33.33
"640"	"Nash-Rocky Mount Schools"	"6615"	"Marketing Education"	"Small Business/Entrepreneurship - ME"	12	50	50	0	0	.67	0	0	33.33
"640"	"Nash-Rocky Mount Schools"	"6621"	"Marketing Education"	"Marketing"	203	59.11	40.89	0	0	.58	5.91	2.96	33.5
"640"	"Nash-Rocky Mount Schools"	"6622"	"Marketing Education"	"Marketing Management"	67	29.85	70.15	0	0	.43	4.48	0	52.24
"640"	"Nash-Rocky Mount Schools"	"6631"	"Marketing Education"	"Fashion Merchandising"	19	10.53	89.47	0	5.26	.63	0	5.26	26.32
"640"	"Nash-Rocky Mount Schools"	"6687"	"Marketing Education"	"Marketing Cooperative Program"	59	64.41	35.59	0	0	.68	5.08	1.69	25.42
"640"	"Nash-Rocky Mount Schools"	"6689"	"Marketing Education"	"Marketing Advanced Studies"	12	8.33	91.67	0	0	.33	0	0	66.67
"640"	"Nash-Rocky Mount Schools"	"8005"	"Technology Education"	"Technology Advanced Studies"	3	100	0	0	0	.33	0	0	66.67
"640"	"Nash-Rocky Mount Schools"	"8196"	"Technology Education"	"Technology Apprenticeship Program"	1	100	0	0	0	1	0	0	0

"640"	"Nash-Rocky Mount Schools"	"8999"	"Technology Education"	83	97.59	2.41	1.2	1.2	.37	3.61	1.2	55.42
"640"	"Nash-Rocky Mount Schools"	"7400"	"Trade & Industrial Education"	129	96.12	3.88	.78	.78	.57	3.88	0	37.21
"640"	"Nash-Rocky Mount Schools"	"7511"	"Trade & Industrial Education"	155	94.19	5.81	.65	0	.45	9.68	1.29	43.23
"640"	"Nash-Rocky Mount Schools"	"7512"	"Trade & Industrial Education"	63	100	0	0	0	.4	11.11	0	49.21
"640"	"Nash-Rocky Mount Schools"	"7513"	"Trade & Industrial Education"	32	100	0	0	0	.25	12.5	0	62.5
"640"	"Nash-Rocky Mount Schools"	"7621"	"Trade & Industrial Education"	32	100	0	0	0	.66	0	3.13	31.25
"640"	"Nash-Rocky Mount Schools"	"7622"	"Trade & Industrial Education"	19	100	0	0	0	.58	5.26	0	36.84
"640"	"Nash-Rocky Mount Schools"	"7623"	"Trade & Industrial Education"	1	100	0	0	0	0	0	0	100
"640"	"Nash-Rocky Mount Schools"	"7711"	"Trade & Industrial Education"	43	97.67	2.33	0	0	.81	0	4.65	13.95
"640"	"Nash-Rocky Mount Schools"	"7712"	"Trade & Industrial Education"	12	100	0	0	0	.75	0	0	25
"640"	"Nash-Rocky Mount Schools"	"7713"	"Trade & Industrial Education"	1	100	0	0	0	1	0	0	0
"640"	"Nash-Rocky Mount Schools"	"7721"	"Trade & Industrial Education"	55	94.55	5.45	0	0	.47	0	0	52.73
"640"	"Nash-Rocky Mount Schools"	"7722"	"Trade & Industrial Education"	62	96.77	3.23	1.61	1.61	.52	3.23	0	41.94
"640"	"Nash-Rocky Mount Schools"	"7741"	"Trade & Industrial Education"	135	100	0	1.48	2.96	.46	1.48	.74	47.41
"640"	"Nash-Rocky Mount Schools"	"7742"	"Trade & Industrial Education"	19	100	0	0	5.26	.05	5.26	0	84.21
"640"	"Nash-Rocky Mount Schools"	"7743"	"Trade & Industrial Education"	2	100	0	0	0	0	0	0	100
"640"	"Nash-Rocky Mount Schools"	"7921"	"Trade & Industrial Education"	132	83.33	16.67	.76	0	.26	11.36	0	62.12
"640"	"Nash-Rocky Mount Schools"	"7962"	"Trade & Industrial Education"	53	90.57	9.43	1.89	0	.11	13.21	0	73.58
"640"	"Nash-Rocky Mount Schools"	"7963"	"Trade & Industrial Education"	2	100	0	0	0	0	0	0	100
"640"	"Nash-Rocky Mount Schools"	"7981"	"Trade & Industrial Education"	13	92.31	7.69	0	0	.08	0	0	92.31
"640"	"Nash-Rocky Mount Schools"	"7982"	"Trade & Industrial Education"	4	100	0	0	0	0	25	0	75

"640"	"Nash-Rocky Mount Schools"	"7991"	"Trade & Industrial Education"	"Computer Engineering Technology I"	35	88.57	11.43	2.86	0	.46	5.71	2.86	42.86
"640"	"Nash-Rocky Mount Schools"	"7992"	"Trade & Industrial Education"	"Computer Engineering Technology II"	34	91.18	8.82	2.94	0	.44	5.88	2.94	44.12
"640"	"Nash-Rocky Mount Schools"	"7996"	"Trade & Industrial Education"	"Apprenticeship Program"	17	47.06	52.94	0	0	.35	0	0	64.71
"640"	"Nash-Rocky Mount Schools"	"7999"	"Trade & Industrial Education"	"Trade & Industrial Advanced Studies"	46	89.13	10.87	0	0	.11	10.87	0	79.26

1 - 82

MIDDLE SCHOOL

LEA	Program Name	Course Code	Course Name	Total
640	"CAREER DEVELOPMENT"	"6158"	Exploring Career Decisions	388
640	"BUSINESS AND INFO TECHNOLOGY"	"6208"	Exploring Business Technologies	0
640	"BUSINESS AND INFO TECHNOLOGY"	"6400"	Business Computer Technology	1372
640	"BUSINESS AND INFO TECHNOLOGY"	"6511"	Keyboarding	3131
640	"FAMILY AND CONSUMER SCIENCES"	"7018"	Exploring Life Skills	508
640	"TECHNOLOGY EDUCATION"	"8108"	Exploring Technology Systems	0

row(s) 1 - 6 of 6

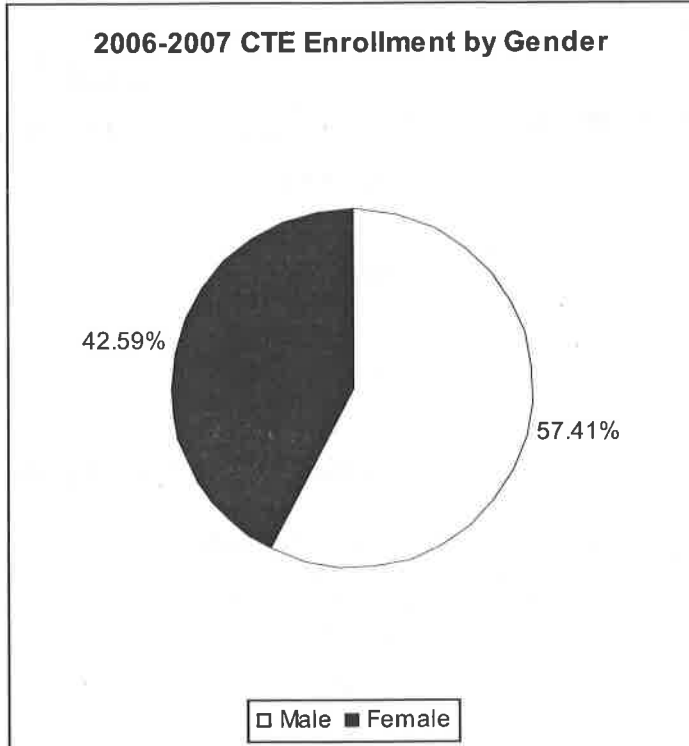


# 650 New Hanover County Schools

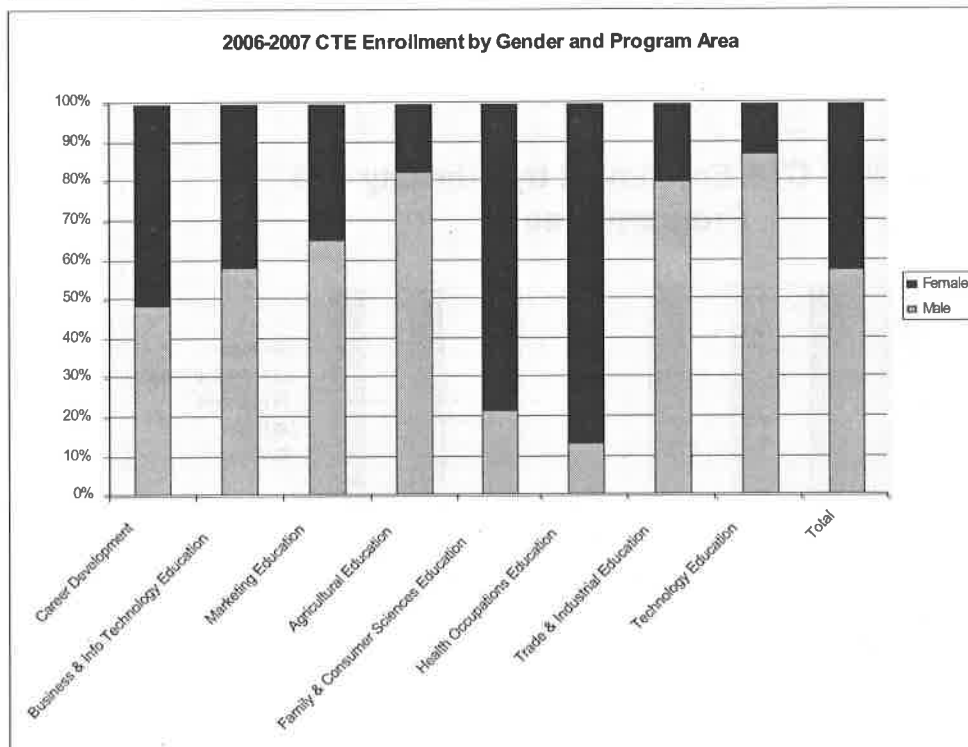
## Gender

### Grades 9-12

### Career and Technical Education



2006-2007	
<b>Gender of all LEA Students</b>	
Male	51.21%
Female	48.79%
<b>Gender of LEA CTE Participants</b>	
Male	57.41%
Female	42.59%

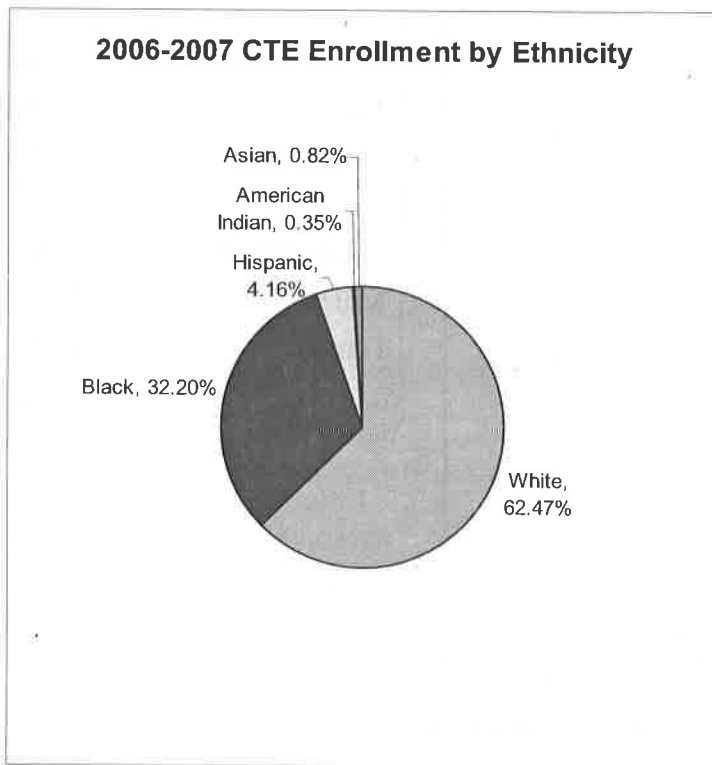


# 650 New Hanover Schools

## Ethnicity

### Grades 9-12

### Career and Technical Education




**2006-2007**

**Ethnicity of all LEA Students**

American Indian	0.43%
Asian	1.38%
Black	29.28%
Hispanic	5.09%
White	63.82%

**Ethnicity of LEA CTE Participants**

American Indian	0.35%
Asian	0.82%
Black	32.20%
Hispanic	4.16%
White	62.47%



Search

LEA NAME

**ETHNICITY**

LEA	INDIAN	ASIAN	HISPANIC	BLACK	WHITE	INDIAN_PCT	ASIAN_PCT	HISP_PCT	BLACK_PCT	WHITE_PCT
"650"	103	332	1227	7053	15374	.43	1.38	5.09	29.28	63.82

**GENDER**

LEA	MALE	FEMALE	MALE_PCT	FEMALE_PCT
"650"	12335	11754	51.21	48.79

**CTE ENROLLMENT BY COURSE GENDER & ETHNICITY**

LEA	LEA_NAME	COURSE	PROGRAM AREA	COURSE NAME	ENROLLMENT	MALE_PCT	FEMALE_PCT	AM INDIAN PCT	ASIAN PCT	BLACK PCT	HISP PCT	MULTIRACIAL	WHITE PCT
"650"	"New Hanover County Schools"	"6810"	"Agricultural Education"	"Agriscience Applications"	2	100	0	0	0	.5	50	0	0
"650"	"New Hanover County Schools"	"6831"	"Agricultural Education"	"Agr Mechanics I"	1	100	0	0	0	0	0	0	100
"650"	"New Hanover County Schools"	"6841"	"Agricultural Education"	"Horticulture I"	52	82.69	17.31	0	0	.1	21.15	0	69.23
"650"	"New Hanover County Schools"	"6842"	"Agricultural Education"	"Horticulture II"	5	100	0	0	0	.2	20	0	60
"650"	"New Hanover County Schools"	"6882"	"Agricultural Education"	"Horticulture II - Landscape Const"	7	100	0	0	0	.14	0	0	85.71
"650"	"New Hanover County Schools"	"6999"	"Agricultural Education"	"Community College Agriculture"	8	50	50	0	0	.13	0	0	87.5
"650"	"New Hanover County Schools"	"6200"	"Business and Information Technology"	"Principles of Business & Personal Finance - BE"	141	65.25	34.75	0	0	.26	2.84	2.13	68.79
"650"	"New Hanover County Schools"	"6215"	"Business and Information Technology"	"Business Law"	68	44.12	55.88	1.47	1.47	.49	1.47	1.47	45.59
"650"	"New Hanover County Schools"	"6225"	"Business and Information Technology"	"Business Management & Applications"	3	66.67	33.33	0	0	1	0	0	0
"650"	"New Hanover County Schools"	"6311"	"Business and Information Technology"	"Computerized Accounting I"	36	38.89	61.11	0	0	.31	5.56	2.78	61.11
"650"	"New Hanover County Schools"	"6312"	"Business and Information Technology"	"Computerized Accounting II"	9	11.11	88.89	0	0	.22	11.11	11.11	55.56
"650"	"New Hanover County Schools"	"6411"	"Business and Information Technology"	"Computer Applications I"	1196	57.36	42.64	.5	1.42	.28	5.35	2.59	61.96

"650"	"New Hanover County Schools"	"6412"	"Business and Information Technology"	336	55.65	44.35	0	1.19	.32	3.57	1.79	61.31
"650"	"New Hanover County Schools"	"6415"	"Business and Information Technology"	14	85.71	14.29	0	0	.14	0	0	85.71
"650"	"New Hanover County Schools"	"6421"	"Business and Information Technology"	6	66.67	33.33	0	0	.17	0	16.67	66.67
"650"	"New Hanover County Schools"	"6460"	"Business and Information Technology"	7	71.43	28.57	0	14.29	0	85.71	0	0
"650"	"New Hanover County Schools"	"6511"	"Business and Information Technology"	1	100	0	0	0	1	0	0	0
"650"	"New Hanover County Schools"	"6514"	"Business and Information Technology"	485	62.06	37.94	.62	1.03	.36	4.74	2.06	55.26
"650"	"New Hanover County Schools"	"6535"	"Business and Information Technology"	1	0	100	0	0	1	0	0	0
"650"	"New Hanover County Schools"	"6597"	"Business and Information Technology"	1	100	0	0	0	0	0	0	100
"650"	"New Hanover County Schools"	"6145"	"Career Development"	74	63.51	36.49	0	0	.7	5.41	1.35	22.97
"650"	"New Hanover County Schools"	"6198"	"Career Development"	165	41.82	58.18	.61	1.21	.07	1.21	1.82	88.48
"650"	"New Hanover County Schools"	"7015"	"Family & Consumer Sciences Education"	2	50	50	0	0	.5	0	0	50
"650"	"New Hanover County Schools"	"7035"	"Family & Consumer Sciences Education"	220	5	95	.45	1.36	.36	3.18	4.55	54.55
"650"	"New Hanover County Schools"	"7036"	"Family & Consumer Sciences Education"	43	0	100	0	4.65	.21	0	4.65	69.77
"650"	"New Hanover County Schools"	"7045"	"Family & Consumer Sciences Education"	417	40.29	59.71	.24	.72	.35	3.36	2.88	58.03
"650"	"New Hanover County Schools"	"7055"	"Family & Consumer Sciences Education"	146	6.85	93.15	0	0	.33	2.05	1.37	63.7
"650"	"New Hanover County Schools"	"7065"	"Family & Consumer Sciences Education"	184	9.78	90.22	0	.54	.53	2.72	3.8	39.67



Career and Technical Education 2006-2007 Enrollment

"650"	"New Hanover County Schools"	"7111"	"Family & Consumer Sciences Education I"	"Early Childhood Education I"	96	1.02	98.98	1.02	0	.51	1.02	3.06	43.88
"650"	"New Hanover County Schools"	"7112"	"Family & Consumer Sciences Education II"	"Early Childhood Education II"	62	4.84	95.16	0	0	.48	3.23	1.61	46.77
"650"	"New Hanover County Schools"	"7121"	"Family & Consumer Sciences Education"	"Culinary Arts and Hospitality I"	105	47.62	52.38	.95	95	.38	3.81	1.9	54.29
"650"	"New Hanover County Schools"	"7122"	"Family & Consumer Sciences Education"	"Culinary Arts and Hospitality II"	56	50	50	0	0	.55	5.36	1.79	37.5
"650"	"New Hanover County Schools"	"7210"	"Health Occupations Education"	"Health Team Relations"	79	21.52	78.48	0	0	.35	6.33	1.27	56.96
"650"	"New Hanover County Schools"	"7211"	"Health Occupations Education"	"Allied Health Sciences I"	163	12.02	87.98	.55	1.64	.31	2.19	2.19	62.84
"650"	"New Hanover County Schools"	"7212"	"Health Occupations Education"	"Allied Health Sciences II"	76	9.21	90.79	0	0	.36	2.63	0	61.84
"650"	"New Hanover County Schools"	"7399"	"Health Occupations Education"	"Community College Health"	12	0	100	0	0	.58	8.33	0	33.33
"650"	"New Hanover County Schools"	"6615"	"Marketing Education"	"Small Business/Entrepreneurship - MIE"	82	75.61	24.39	0	1.22	.38	1.22	3.66	56.1
"650"	"New Hanover County Schools"	"6621"	"Marketing Education"	"Marketing"	146	60.27	39.73	0	.68	.34	1.37	2.05	61.64
"650"	"New Hanover County Schools"	"6645"	"Marketing Education"	"Travel/Tourism & Recreation Marketing"	53	64.15	35.85	0	0	.36	5.66	0	58.49
"650"	"New Hanover County Schools"	"6670"	"Marketing Education"	"Sports & Entertainment Marketing I"	51	66.67	33.33	0	0	.53	1.96	0	45.1
"650"	"New Hanover County Schools"	"6697"	"Marketing Education"	"Marketing Cooperative Program"	43	62.79	37.21	0	2.33	.4	2.33	2.33	53.49
"650"	"New Hanover County Schools"	"8110"	"Technology Education"	"Fundamentals of Technology"	431	88.63	11.37	0	1.39	.23	5.34	3.71	66.13
"650"	"New Hanover County Schools"	"8125"	"Technology Education"	"Communications Systems"	80	81.25	18.75	1.25	2.5	.38	3.75	2.5	52.5
"650"	"New Hanover County Schools"	"8126"	"Technology Education"	"Transportation Systems"	35	82.86	17.14	0	2.86	.34	11.43	8.57	42.86

"650"	"New Hanover County Schools"	"8141"	"Technology Education"	"Structural Systems"	125	87.2	12.8	0	0	0	.3	2.4	4	64
"650"	"New Hanover County Schools"	"8999"	"Technology Education"	"Community College Technology Education"	28	85.71	14.29	0	0	0	.04	0	0	96.43
"650"	"New Hanover County Schools"	"7511"	"Trade & Industrial Education"	"Automotive Service Technology I"	61	91.8	8.2	0	0	0	.28	9.84	1.64	60.66
"650"	"New Hanover County Schools"	"7512"	"Trade & Industrial Education"	"Automotive Service Technology II"	25	96	4	0	0	0	.32	12	4	52
"650"	"New Hanover County Schools"	"7513"	"Trade & Industrial Education"	"Automotive Service Technology III"	2	50	50	0	0	0	.5	0	0	50
"650"	"New Hanover County Schools"	"7721"	"Trade & Industrial Education"	"Construction Technology I"	174	89.66	10.34	1.15	0	0	.24	6.9	1.72	66.09
"650"	"New Hanover County Schools"	"7722"	"Trade & Industrial Education"	"Construction Technology II"	51	94.12	5.88	0	0	0	.27	3.92	0	68.63
"650"	"New Hanover County Schools"	"7741"	"Trade & Industrial Education"	"Electrical Trades I"	72	100	0	0	0	0	.22	6.94	1.39	69.44
"650"	"New Hanover County Schools"	"7742"	"Trade & Industrial Education"	"Electrical Trades II"	22	100	0	0	0	0	.05	9.09	0	86.36
"650"	"New Hanover County Schools"	"7911"	"Trade & Industrial Education"	"Printing Graphics I"	218	56.88	43.12	0	0	0	.31	3.21	6.88	59.17
"650"	"New Hanover County Schools"	"7912"	"Trade & Industrial Education"	"Printing Graphics II"	36	69.44	30.56	0	2.78	0	.25	8.33	5.56	58.33
"650"	"New Hanover County Schools"	"7921"	"Trade & Industrial Education"	"Drafting I"	189	85.71	14.29	0	0	0	.12	4.23	2.12	81.48
"650"	"New Hanover County Schools"	"7951"	"Trade & Industrial Education"	"Programming and Broadcasting I"	293	59.04	40.96	.68	0	0	.24	3.75	2.73	68.6
"650"	"New Hanover County Schools"	"7952"	"Trade & Industrial Education"	"Programming and Broadcasting II"	109	70.64	29.36	0	0	0	.14	1.83	.92	83.49
"650"	"New Hanover County Schools"	"7962"	"Trade & Industrial Education"	"Drafting - Architectural II"	53	86.79	13.21	0	0	0	.11	5.66	3.77	79.25
"650"	"New Hanover County Schools"	"7963"	"Trade & Industrial Education"	"Drafting - Architectural III"	14	78.57	21.43	7.14	0	0	.07	0	0	85.71

"650"	"New Hanover County Schools"	"7972"	"Trade & Industrial Education"	"Drafting - Engineering II"	70	98.57	1.43	0	0	.09	0	0	91.43
"650"	"New Hanover County Schools"	"7973"	"Trade & Industrial Education"	"Drafting - Engineering III"	20	100	0	0	0	.1	0	0	90
"650"	"New Hanover County Schools"	"7980"	"Trade & Industrial Education"	"Networking I T&I"	42	97.62	2.38	2.38	0	.02	2.38	2.38	90.48
"650"	"New Hanover County Schools"	"7981"	"Trade & Industrial Education"	"Network Eng Tech II - Cisco"	11	100	0	9.09	0	.09	0	0	81.82
"650"	"New Hanover County Schools"	"7982"	"Trade & Industrial Education"	"Network Eng Tech III - Cisco"	3	100	0	0	0	0	0	0	100
"650"	"New Hanover County Schools"	"7991"	"Trade & Industrial Education"	"Computer Engineering Technology I"	152	94.74	5.26	.66	.66	.18	1.97	2.63	75.66
"650"	"New Hanover County Schools"	"7992"	"Trade & Industrial Education"	"Computer Engineering Technology II"	63	93.65	6.35	0	0	.1	3.17	6.35	80.95
"650"	"New Hanover County Schools"	"7996"	"Trade & Industrial Education"	"Apprenticeship Program"	12	66.67	33.33	0	0	.08	0	0	91.67
"650"	"New Hanover County Schools"	"7999"	"Trade & Industrial Education"	"Trade & Industrial Advanced Studies"	2	100	0	0	0	0	0	0	100

1 - 69

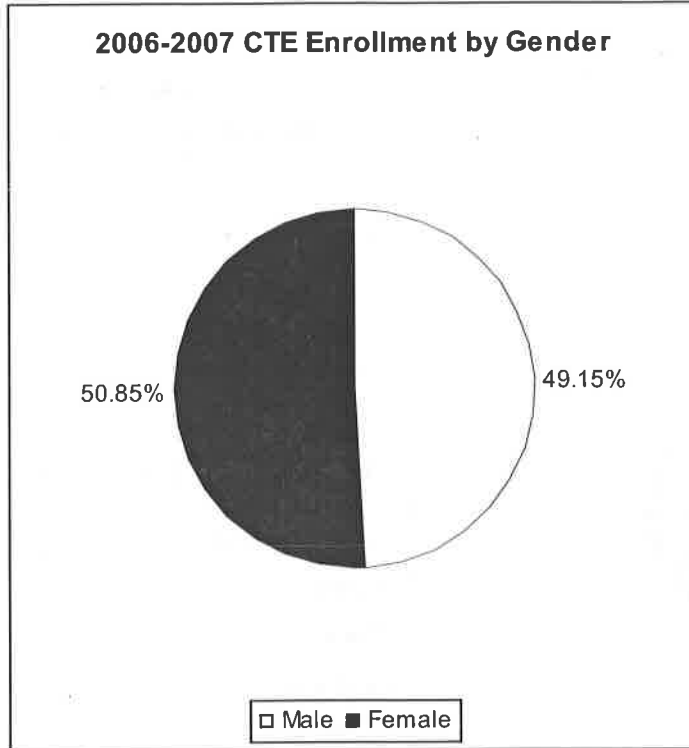
MIDDLE SCHOOL

LEA	Program Name	Course Code	Course Name	Total
650	"CAREER DEVELOPMENT"	"6158"	Exploring Career Decisions	1094
650	"BUSINESS AND INFO TECHNOLOGY"	"6208"	Exploring Business Technologies	826
650	"BUSINESS AND INFO TECHNOLOGY"	"6400"	Business Computer Technology	648
650	"BUSINESS AND INFO TECHNOLOGY"	"6511"	Keyboarding	866
650	"FAMILY AND CONSUMER SCIENCES"	"7018"	Exploring Life Skills	640
650	"TECHNOLOGY EDUCATION"	"8108"	Exploring Technology Systems	928

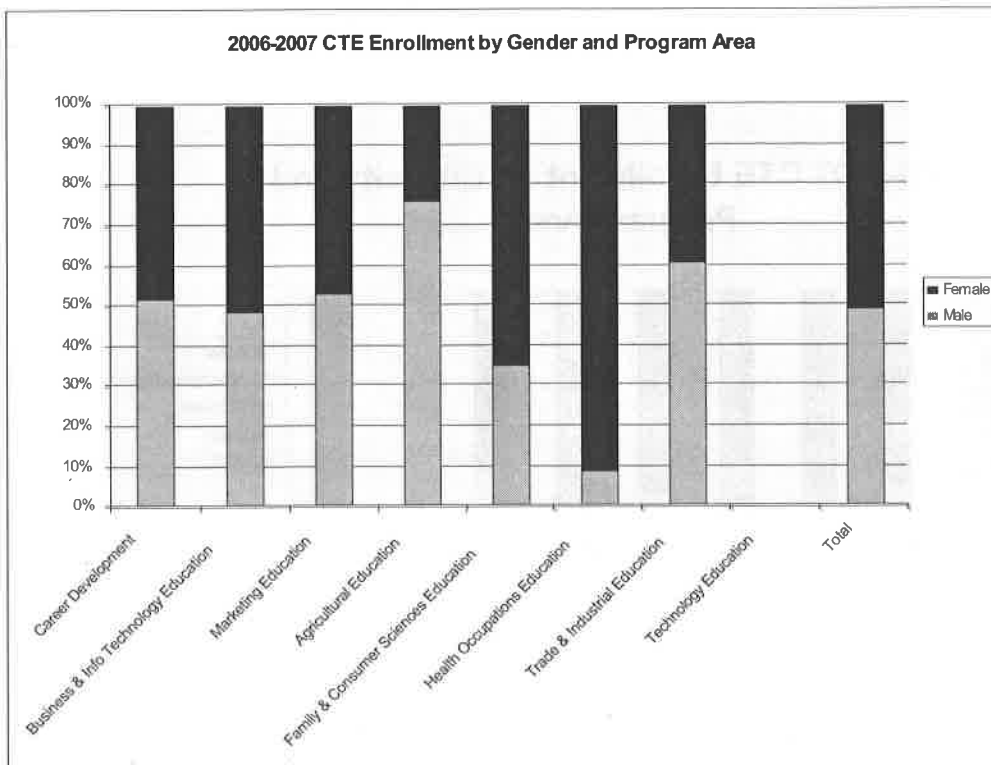
row(s) 1 - 6 of 6



# 660 Northampton County Schools Gender Grades 9-12 Career and Technical Education

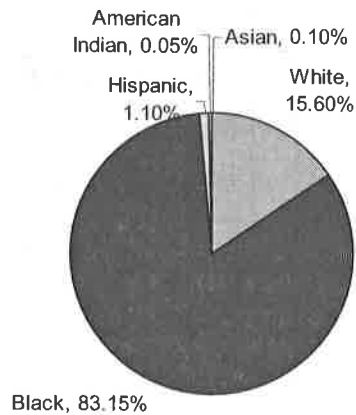


2006-2007	
<b>Gender of all LEA Students</b>	
Male	51.79%
Female	48.21%
<b>Gender of LEA CTE Participants</b>	
Male	49.15%
Female	50.85%



# 660 Northampton Schools Ethnicity Grades 9-12 Career and Technical Education

**2006-2007 CTE Enrollment by Ethnicity**



**2006-2007**

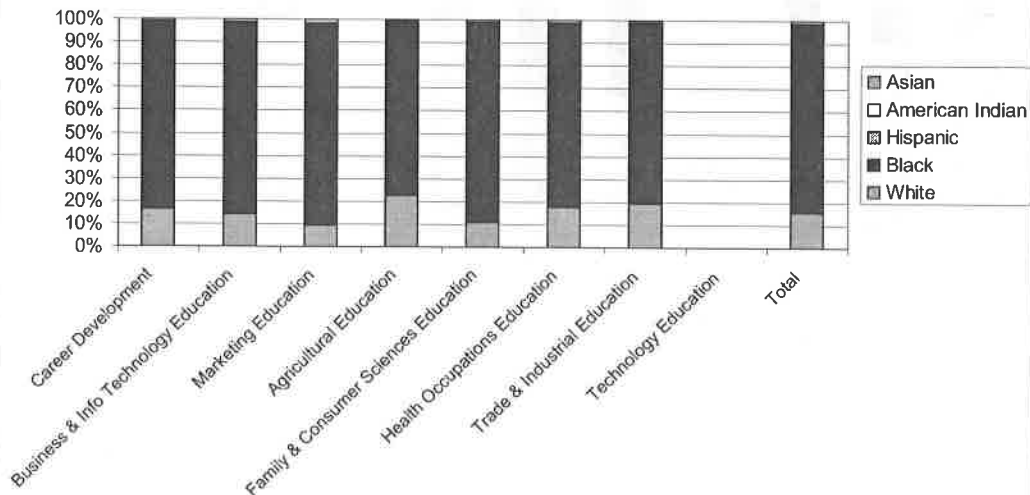
**Ethnicity of all LEA Students**

American Indian	0.10%
Asian	0.10%
Black	80.40%
Hispanic	1.57%
White	17.82%

**Ethnicity of LEA CTE Participants**

American Indian	0.05%
Asian	0.10%
Black	83.15%
Hispanic	1.10%
White	15.60%

**2006-2007 CTE Enrollment by Ethnicity and Program Area**



Search  [Go]

LEA NAME "Northampton County Schools"

ETHNICITY

LEA	INDIAN	ASIAN	HISPANIC	BLACK	WHITE	INDIAN_PCT	ASIAN_PCT	HISP_PCT	BLACK_PCT	WHITE_PCT
"660"	3	3	47	2400	532	.1	.1	1.57	80.4	17.82

GENDER

LEA	MALE	FEMALE	MALE_PCT	FEMALE_PCT
"660"	1546	1439	51.79	48.21

CTE ENROLLMENT BY COURSE GENDER & ETHNICITY

LEA	LEA_NAME	COURSE	PROGRAM AREA	COURSE NAME	ENROLLMENT	MALE_PCT	FEMALE_PCT	AM INDIAN PCT	ASIAN PCT	BLACK PCT	HISP PCT	MULTIRACIAL	WHITE PCT
"660"	"Northampton County Schools"	"6412"	"Business and Information Technology"	"Computer Applications II"	116	54.31	45.69	0	0	.81	2.59	0	16.38
"660"	"Northampton County Schools"	"6514"	"Business and Information Technology"	"Digital Communication Systems"	207	47.83	52.17	0	0	.84	1.45	.97	14.01
"660"	"Northampton County Schools"	"6145"	"Career Development"	"Career Management"	289	51.9	48.1	0	0	.82	1.04	.35	16.61
"660"	"Northampton County Schools"	"7015"	"Family & Consumer Sciences Education"	"Teen Living"	143	45.45	54.55	0	0	.9	.7	0	9.79
"660"	"Northampton County Schools"	"7045"	"Family & Consumer Sciences Education"	"Foods I - Fundamentals"	25	28	72	0	0	.84	4	0	12
"660"	"Northampton County Schools"	"7065"	"Family & Consumer Sciences Education"	"Parenting and Child Development"	89	24.72	75.28	0	0	.89	1.12	1.12	8.99
"660"	"Northampton County Schools"	"7199"	"Family & Consumer Sciences Education"	"Family & Consumer Sciences Advanced Studies"	23	17.39	82.61	0	0	.78	0	0	21.74
"660"	"Northampton County Schools"	"7210"	"Health Occupations Education"	"Health Team Relations"	51	13.73	86.27	0	0	.76	0	3.92	19.61
"660"	"Northampton County Schools"	"7211"	"Health Occupations Education"	"Allied Health Sciences I"	65	9.23	90.77	0	0	.8	1.54	0	18.46
"660"	"Northampton County Schools"	"7212"	"Health Occupations Education"	"Allied Health Sciences II"	29	0	100	0	0	.79	3.45	3.45	13.79
"660"	"Northampton County Schools"	"7299"	"Health Occupations Education"	"Health Science Advanced Studies"	1	0	100	0	0	1	0	0	0
"660"	"Northampton County Schools"	"6600"	"Marketing Education"	"Principles of Business & Personal Finance - ME"	9	22.22	77.78	0	0	.89	0	0	11.11
"660"	"Northampton County Schools"	"6615"	"Marketing Education"	"Small Business/Entrepreneurship - ME"	23	52.17	47.83	0	0	.78	0	0	21.74
"660"	"Northampton County Schools"	"6621"	"Marketing Education"	"Marketing"	74	52.7	47.3	0	0	.86	1.35	1.35	10.81
"660"	"Northampton County Schools"	"6645"	"Marketing Education"	"Travel/Tourism & Recreation Marketing"	30	53.33	46.67	0	0	.93	3.33	0	3.33

"660"	"Northampton County Schools"	"6670"	"Marketing Education"	"Sports & Entertainment Marketing I"	25	64	36	0	0	.96	4	0	0	0
"660"	"Northampton County Schools"	"7409"	"Trade & Industrial Education"	"Trade & Industrial Pilot Program"	24	75	25	0	0	.29	0	0	0	70.83
"660"	"Northampton County Schools"	"7511"	"Trade & Industrial Education"	"Automotive Service Technology I"	16	87.5	12.5	0	0	.69	0	0	0	31.25
"660"	"Northampton County Schools"	"7512"	"Trade & Industrial Education"	"Automotive Service Technology II"	37	94.59	5.41	0	0	.59	0	0	0	40.54
"660"	"Northampton County Schools"	"7721"	"Trade & Industrial Education"	"Construction Technology I"	113	79.65	20.35	.88	0	.88	0	0	0	10.62
"660"	"Northampton County Schools"	"7722"	"Trade & Industrial Education"	"Construction Technology II"	35	91.43	8.57	0	2.86	.83	0	2.86	0	11.43
"660"	"Northampton County Schools"	"7810"	"Trade & Industrial Education"	"Cosmetology - Intro"	84	0	100	0	0	.87	2.38	0	1.19	9.52
"660"	"Northampton County Schools"	"7811"	"Trade & Industrial Education"	"Cosmetology I"	4	0	100	0	0	.75	0	0	0	25
"660"	"Northampton County Schools"	"7991"	"Trade & Industrial Education"	"Computer Engineering Technology I"	9	55.56	44.44	0	0	1	0	0	0	0
"660"	"Northampton County Schools"	"7992"	"Trade & Industrial Education"	"Computer Engineering Technology II"	5	80	20	0	0	1	0	0	0	0
"660"	"Northampton County Schools"	"7999"	"Trade & Industrial Education"	"Trade & Industrial Advanced Studies"	2	100	0	0	0	0	0	0	0	100
"660"	"Northampton County Schools"	"6810"	"Agricultural Education"	"Agriscience Applications"	49	85.71	14.29	0	0	.82	0	0	0	18.37
"660"	"Northampton County Schools"	"6821"	"Agricultural Education"	"Animal Science I"	20	40	60	0	0	.75	5	0	0	0
"660"	"Northampton County Schools"	"6841"	"Agricultural Education"	"Horticulture I"	37	75.68	24.32	0	0	.68	0	0	0	32.43
"660"	"Northampton County Schools"	"6842"	"Agricultural Education"	"Horticulture II"	8	75	25	0	0	.75	0	0	0	25
"660"	"Northampton County Schools"	"6851"	"Agricultural Education"	"Environmental & Natural Resources Studies I"	39	74.36	25.64	0	0	.77	0	0	0	23.08
"660"	"Northampton County Schools"	"6852"	"Agricultural Education"	"Environmental & Natural Resources Studies II"	34	85.29	14.71	0	0	.82	0	0	0	17.65
"660"	"Northampton County Schools"	"6200"	"Business and Information Technology"	"Principles of Business & Personal Finance - BE"	14	28.57	71.43	0	0	.93	0	7.14	0	0
"660"	"Northampton County Schools"	"6208"	"Business and Information Technology"	"Exploring Business Technologies"	1	100	0	0	0	0	0	0	0	100
"660"	"Northampton County Schools"	"6215"	"Business and Information Technology"	"Business Law"	44	29.55	70.45	0	0	.82	0	0	0	18.18
"660"	"Northampton County Schools"	"6225"	"Business and Information Technology"	"Business Management & Applications"	13	38.46	61.54	0	0	1	0	0	0	0



"660" Northampton County Schools"	"6235" "Business and Information Technology"	"Small Business/Entrepreneurship - BE"	39	56.41	43.59	0	0	.95	0	5.13
"660" Northampton County Schools"	"6411" "Business and Information Technology"	"Computer Applications I"	168	50.6	49.4	0	.6	.82	1.19	16.07

1 - 38

MIDDLE SCHOOL

LEA	Program Name	Course Code	Course Name	Total
660	"CAREER DEVELOPMENT"	"6158"	Exploring Career Decisions	23
660	"BUSINESS AND INFO TECHNOLOGY"	"6208"	Exploring Business Technologies	240
660	"BUSINESS AND INFO TECHNOLOGY"	"6400"	Business Computer Technology	59
660	"BUSINESS AND INFO TECHNOLOGY"	"6511"	Keyboarding	162
660	"FAMILY AND CONSUMER SCIENCES"	"7018"	Exploring Life Skills	269
660	"TECHNOLOGY EDUCATION"	"8108"	Exploring Technology Systems	0

row(s) 1 - 6 of 6

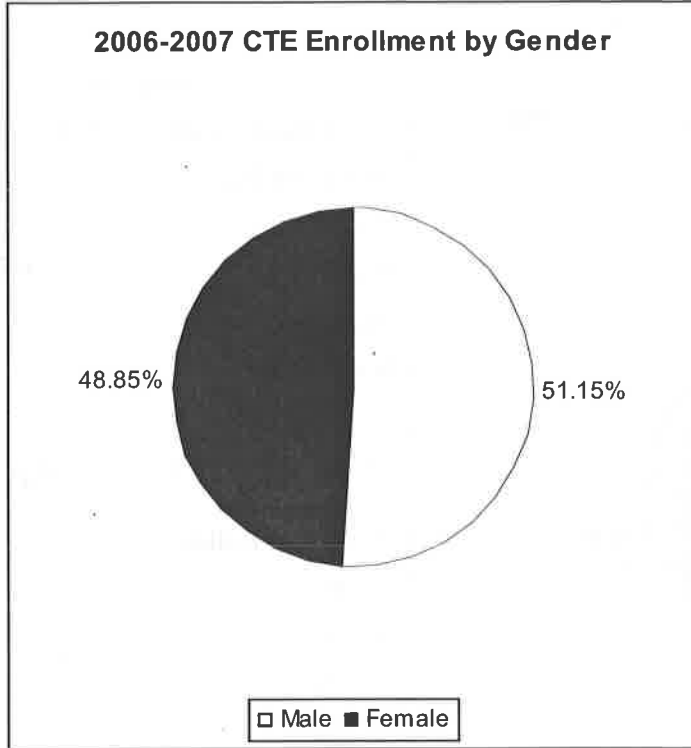


# 670 Onslow County Schools

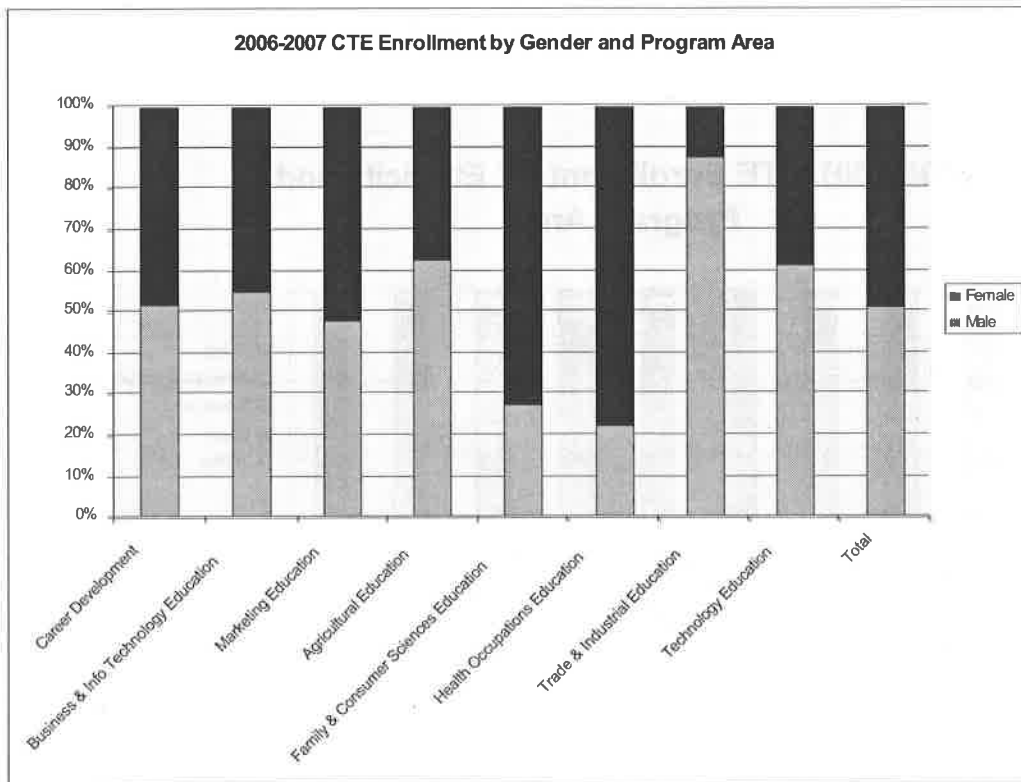
## Gender

### Grades 9-12

### Career and Technical Education

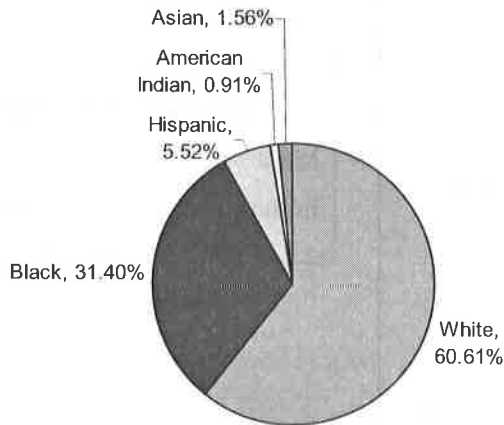


2006-2007	
Gender of all LEA Students	
Male	50.55%
Female	49.45%
Gender of LEA CTE Participants	
Male	51.15%
Female	48.85%



# 670 Onslow Schools Ethnicity Grades 9-12 Career and Technical Education

**2006-2007 CTE Enrollment by Ethnicity**



**2006-2007**

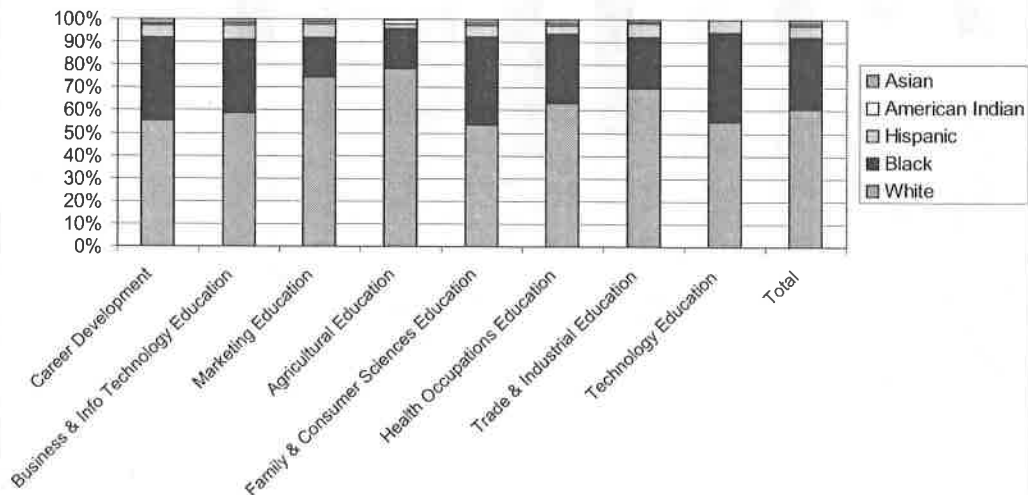
**Ethnicity of all LEA Students**

American Indian	0.85%
Asian	1.48%
Black	29.86%
Hispanic	6.04%
White	61.77%

**Ethnicity of LEA CTE Participants**

American Indian	0.91%
Asian	1.56%
Black	31.40%
Hispanic	5.52%
White	60.61%

**2006-2007 CTE Enrollment by Ethnicity and Program Area**



Search

LEA NAME "Onslow County Schools"

LEA	INDIAN	ASIAN	HISPANIC	BLACK	WHITE	INDIAN_PCT	ASIAN_PCT	HISP_PCT	BLACK_PCT	WHITE_PCT
"670"	197	342	1396	6907	14287	.85	1.48	6.04	29.86	61.77

ETHNICITY

GENDER

LEA	MALE	FEMALE	MALE_PCT	FEMALE_PCT
"670"	11692	11437	50.55	49.45

CTE ENROLLMENT BY COURSE GENDER & ETHNICITY

LEA	LEA_NAME	COURSE	PROGRAM AREA	COURSE NAME	ENROLLMENT	MALE_PCT	FEMALE_PCT	AM INDIAN PCT	ASIAN PCT	BLACK PCT	HISP PCT	MULTIRACIAL	WHITE PCT
"670"	"Onslow County Schools"	"6810"	"Agricultural Education"	"Agriscience Applications"	57	64.91	35.09	0	0	.14	3.51	1.75	80.7
"670"	"Onslow County Schools"	"6821"	"Agricultural Education"	"Animal Science I"	19	47.37	52.63	5.26	0	.16	0	0	78.95
"670"	"Onslow County Schools"	"6823"	"Agricultural Education"	"Animal Science II - Small Animals"	10	20	80	10	0	0	0	0	90
"670"	"Onslow County Schools"	"6825"	"Agricultural Education"	"Equine Science I"	44	36.36	63.64	2.27	0	.02	2.27	0	93.18
"670"	"Onslow County Schools"	"6826"	"Agricultural Education"	"Equine Science II"	6	0	100	0	0	0	0	0	100
"670"	"Onslow County Schools"	"6831"	"Agricultural Education"	"Agr Mechanics I"	54	98.15	1.85	1.85	0	.07	1.85	0	88.89
"670"	"Onslow County Schools"	"6832"	"Agricultural Education"	"Agr Mechanics II"	16	93.75	6.25	6.25	0	.13	6.25	0	75
"670"	"Onslow County Schools"	"6833"	"Agricultural Education"	"Agr Mechanics II - Small Engines"	33	90.91	9.09	3.03	0	.03	3.03	0	90.91
"670"	"Onslow County Schools"	"6841"	"Agricultural Education"	"Horticulture I"	131	57.25	42.75	1.53	.76	.19	1.53	6.11	70.99
"670"	"Onslow County Schools"	"6842"	"Agricultural Education"	"Horticulture II"	64	60.94	39.06	0	0	.17	1.56	3.13	78.13
"670"	"Onslow County Schools"	"6843"	"Agricultural Education"	"Horticulture II - Turf Grass"	6	50	50	0	0	0	0	0	100
"670"	"Onslow County Schools"	"6851"	"Agricultural Education"	"Environmental & Natural Resources Studies I"	43	58.14	41.86	2.33	0	.05	2.33	0	90.7
"670"	"Onslow County Schools"	"6871"	"Agricultural Education"	"Biotech & Agrisci Rsch I"	32	78.13	21.88	3.13	0	.5	0	6.25	40.63
"670"	"Onslow County Schools"	"6872"	"Agricultural Education"	"Biotech & Agrisci Rsch II"	12	41.67	58.33	0	0	.42	0	8.33	50
"670"	"Onslow County Schools"	"6899"	"Agricultural Education"	"Agricultural Advanced Studies"	7	57.14	42.86	0	0	.14	0	0	85.71

"670"	"Onslow County Schools"	"6999"	"Agricultural Education"	"Community College Agriculture"	13	46.15	53.85	0	15.38	.15	0	0	69.23
"670"	"Onslow County Schools"	"6200"	"Business and Information Technology"	"Principles of Business & Personal Finance - BE"	247	59.51	40.49	1.21	.81	.28	6.88	8.91	54.25
"670"	"Onslow County Schools"	"6235"	"Business and Information Technology"	"Small Business/Entrepreneurship - BE"	246	50.41	49.59	1.22	.81	.3	4.47	5.69	57.72
"670"	"Onslow County Schools"	"6311"	"Business and Information Technology"	"Computerized Accounting I"	50	42	58	0	2	.24	6	4	64
"670"	"Onslow County Schools"	"6340"	"Business and Information Technology"	"Foundations of Information Technology"	16	100	0	0	0	.38	12.5	12.5	37.5
"670"	"Onslow County Schools"	"6411"	"Business and Information Technology"	"Computer Applications I"	871	52.35	47.65	.92	1.84	.24	6.31	6.43	60.16
"670"	"Onslow County Schools"	"6412"	"Business and Information Technology"	"Computer Applications II"	427	51.99	48.01	1.17	3.28	.23	7.03	5.15	60.66
"670"	"Onslow County Schools"	"6415"	"Business and Information Technology"	"e-Commerce I"	110	60	40	.91	2.73	.25	6.36	2.73	61.82
"670"	"Onslow County Schools"	"6416"	"Business and Information Technology"	"e-Commerce II"	11	45.45	54.55	0	9.09	.09	9.09	0	72.73
"670"	"Onslow County Schools"	"6421"	"Business and Information Technology"	"Computer Programming I - VB.NET"	38	89.47	10.53	0	2.63	.11	2.63	7.89	76.32
"670"	"Onslow County Schools"	"6422"	"Business and Information Technology"	"Computer Programming II - VB.NET"	15	93.33	6.67	0	6.67	.07	6.67	6.67	73.33
"670"	"Onslow County Schools"	"6514"	"Business and Information Technology"	"Digital Communication Systems"	1190	56.13	43.87	.92	1.6	.28	6.64	5.8	57.14
"670"	"Onslow County Schools"	"6599"	"Business and Information Technology"	"Business Advanced Studies"	14	78.57	21.43	0	0	.21	0	0	78.57
"670"	"Onslow County Schools"	"6145"	"Career Development"	"Career Management"	1088	51.75	48.25	.74	2.02	.3	5.42	6.25	55.51
"670"	"Onslow County Schools"	"7015"	"Family & Consumer Sciences Education"	"Teen Living"	692	36.42	63.58	1.16	1.88	.36	5.2	6.94	48.55
"670"	"Onslow County Schools"	"7035"	"Family & Consumer Sciences Education"	"Apparel Devel I"	119	6.72	93.28	2.52	.84	.34	4.2	6.72	51.26
"670"	"Onslow County Schools"	"7036"	"Family & Consumer Sciences Education"	"Apparel Devel II"	37	0	100	0	0	.14	8.11	5.41	72.97
"670"	"Onslow County Schools"	"7045"	"Family & Consumer Sciences Education"	"Foods I - Fundamentals"	825	34.55	65.45	1.09	1.7	.29	5.58	6.67	56
"670"	"Onslow County Schools"	"7046"	"Family & Consumer Sciences Education"	"Foods II - Advanced"	319	25.08	74.92	.94	1.57	.28	8.15	6.58	54.55
"670"	"Onslow County Schools"	"7055"	"Family & Consumer Sciences Education"	"Housing & Interiors I"	144	12.5	87.5	1.39	.69	.24	2.08	4.86	67.36
"670"	"Onslow County Schools"	"7065"	"Family & Consumer Sciences Education"	"Parenting and Child Development"	454	17.84	82.16	.22	.66	.33	3.96	5.95	56.39

Career and Technical Education 2006-2007 Enrollment

"670"	"Onslow County Schools"	"7085"	"Family & Consumer Sciences Education"	"Life Management"	154	33.77	66.23	65	2.6	39	7.79	7.79	42.21
"670"	"Onslow County Schools"	"7111"	"Family & Consumer Sciences Education I"	"Early Childhood Education I"	39	5.13	94.87	0	5.13	33	2.56	7.69	51.28
"670"	"Onslow County Schools"	"7112"	"Family & Consumer Sciences Education II"	"Early Childhood Education II"	13	0	100	0	0	.77	0	0	23.08
"670"	"Onslow County Schools"	"7199"	"Family & Consumer Sciences Education"	"Family & Consumer Sciences Advanced Studies"	52	15.38	84.62	0	1.92	31	3.85	0	63.46
"670"	"Onslow County Schools"	"7200"	"Health Occupations Education"	"Biomedical Technology"	85	21.18	78.82	0	0	.22	1.18	7.06	69.41
"670"	"Onslow County Schools"	"7210"	"Health Occupations Education"	"Health Team Relations"	315	24.44	75.56	1.27	2.54	.28	5.08	8.25	55.24
"670"	"Onslow County Schools"	"7211"	"Health Occupations Education"	"Allied Health Sciences I"	301	20.6	79.4	.33	2.33	.21	3.99	5.32	67.11
"670"	"Onslow County Schools"	"7212"	"Health Occupations Education"	"Allied Health Sciences II"	59	20.34	79.66	0	1.69	.2	5.08	11.86	61.02
"670"	"Onslow County Schools"	"7221"	"Health Occupations Education"	"Medical Sciences I"	48	25	75	2.08	0	.29	4.17	8.33	56.25
"670"	"Onslow County Schools"	"7222"	"Health Occupations Education"	"Medical Sciences II"	95	22.11	77.89	0	1.05	.22	3.16	3.16	70.53
"670"	"Onslow County Schools"	"7299"	"Health Occupations Education"	"Health Science Advanced Studies"	17	11.76	88.24	0	0	.12	0	0	88.24
"670"	"Onslow County Schools"	"7399"	"Health Occupations Education"	"Community College Health"	2	50	50	0	0	0	50	0	50
"670"	"Onslow County Schools"	"6600"	"Marketing Education"	"Principles of Business & Personal Finance - ME"	1	100	0	0	0	1	0	0	0
"670"	"Onslow County Schools"	"6621"	"Marketing Education"	"Marketing"	82	47.56	52.44	1.22	1.22	.1	4.88	6.1	76.63
"670"	"Onslow County Schools"	"6665"	"Marketing Education"	"Marketing Technology & Media"	1	100	0	0	0	1	0	0	0
"670"	"Onslow County Schools"	"6699"	"Marketing Education"	"Marketing Advanced Studies"	2	0	100	0	0	0	50	0	50
"670"	"Onslow County Schools"	"8011"	"Technology Education"	"Principles of Technology I"	77	64.94	35.06	0	0	.38	5.19	5.19	51.95
"670"	"Onslow County Schools"	"8999"	"Technology Education"	"Community College Technology Education"	14	42.86	57.14	0	0	.21	7.14	0	71.43
"670"	"Onslow County Schools"	"7400"	"Trade & Industrial Education"	"Intro. to Trade & Industrial Education"	169	91.12	8.88	0	1.18	.31	7.1	5.92	54.44
"670"	"Onslow County Schools"	"7409"	"Trade & Industrial Education"	"Trade & Industrial Pilot Program"	72	87.5	12.5	1.39	0	.04	0	4.17	90.28
"670"	"Onslow County Schools"	"7511"	"Trade & Industrial Education"	"Automotive Service Technology I"	113	76.99	23.01	1.77	.88	.28	9.73	7.96	51.33





"670"	"Onslow County Schools"	"7999"	"Trade & Industrial Education"	"Trade & Industrial Advanced Studies"	45	88.89	11.11	0	0	.04	4.44	2.22	88.89
-------	-------------------------	--------	--------------------------------	---------------------------------------	----	-------	-------	---	---	-----	------	------	-------

1 - 79

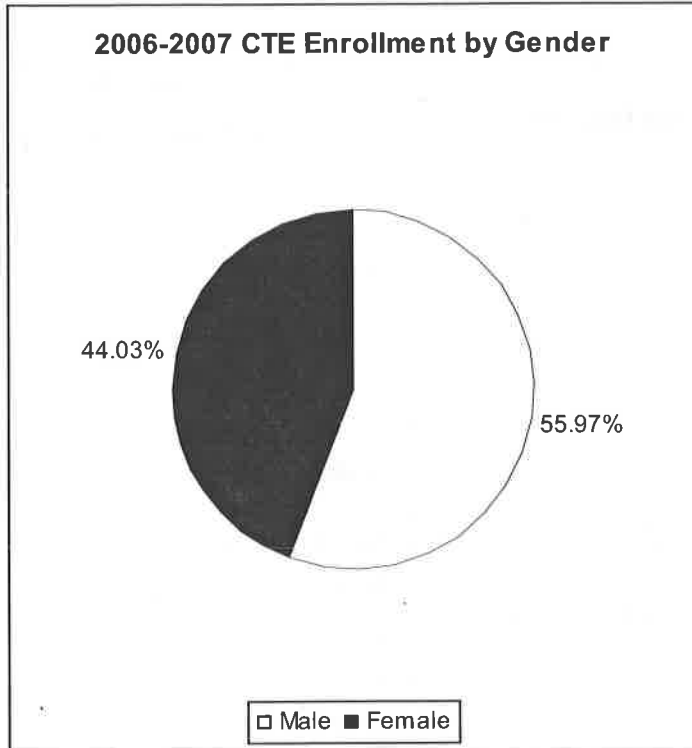
MIDDLE SCHOOL

LEA	Program Name	Course Code	Course Name	Total
670	"CAREER DEVELOPMENT"	"6158"	Exploring Career Decisions	1019
670	"BUSINESS AND INFO TECHNOLOGY"	"6208"	Exploring Business Technologies	1204
670	"BUSINESS AND INFO TECHNOLOGY"	"6400"	Business Computer Technology	1437
670	"BUSINESS AND INFO TECHNOLOGY"	"6511"	Keyboarding	1567
670	"AGRICULTURAL EDUCATION"	"6628"	Exploring Biotechnology	86
670	"FAMILY AND CONSUMER SCIENCES"	"7018"	Exploring Life Skills	321
670	"TECHNOLOGY EDUCATION"	"8108"	Exploring Technology Systems	703

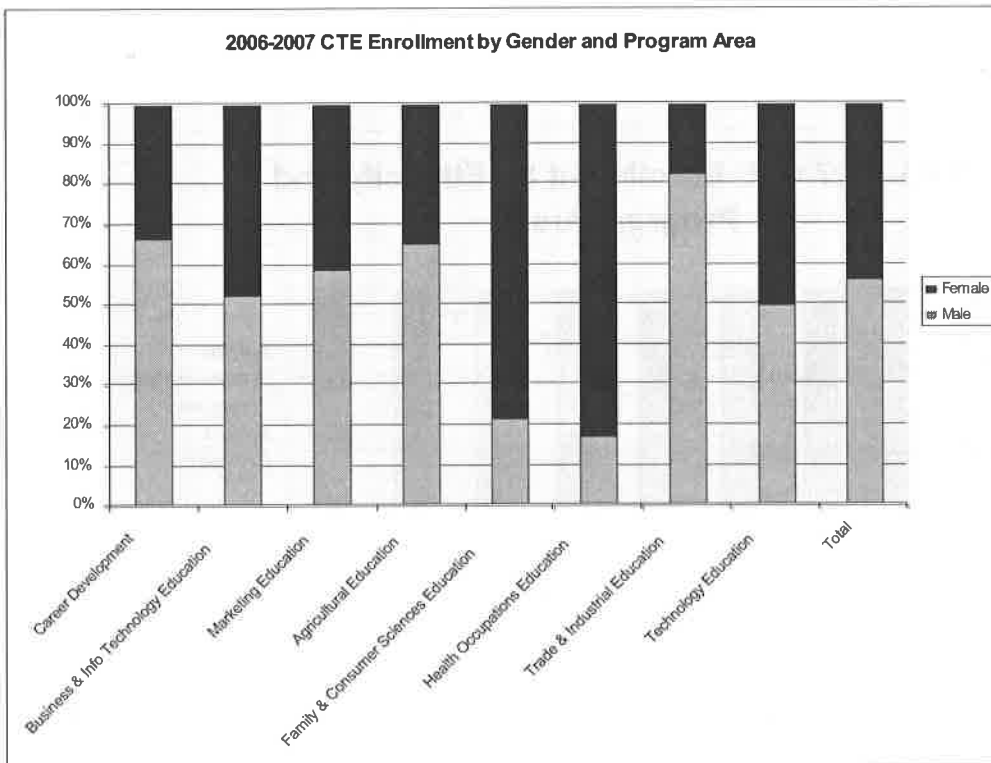
row(s) 1 - 7 of 7



# 680 Orange County Schools Gender Grades 9-12 Career and Technical Education

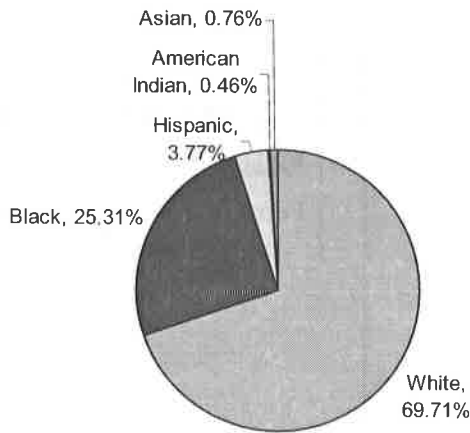


2006-2007	
<b>Gender of all LEA Students</b>	
Male	51.04%
Female	48.96%
<b>Gender of LEA CTE Participants</b>	
Male	55.97%
Female	44.03%



# 680 Orange Schools Ethnicity Grades 9-12 Career and Technical Education

**2006-2007 CTE Enrollment by Ethnicity**



**2006-2007**

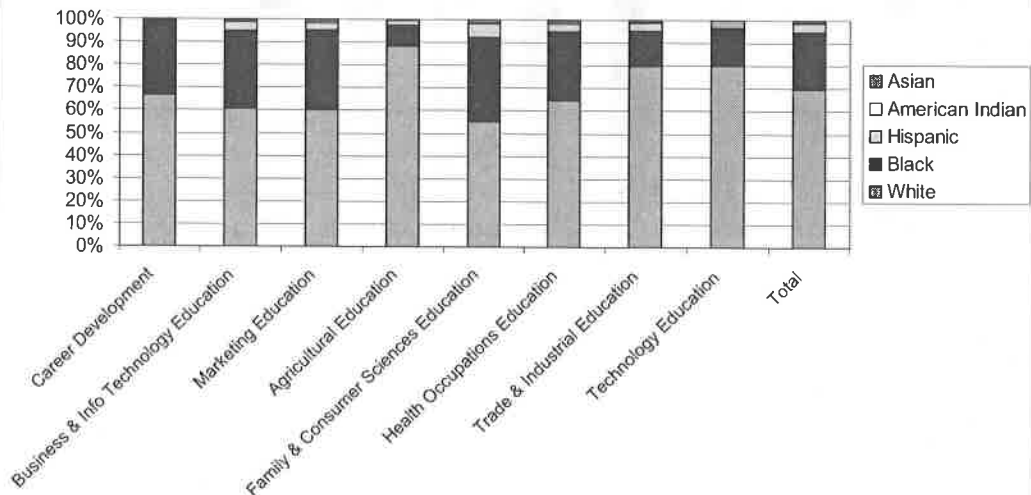
**Ethnicity of all LEA Students**

American Indian	0.34%
Asian	0.89%
Black	22.47%
Hispanic	7.33%
White	68.98%

**Ethnicity of LEA CTE Participants**

American Indian	0.46%
Asian	0.76%
Black	25.31%
Hispanic	3.77%
White	69.71%

**2006-2007 CTE Enrollment by Ethnicity and Program Area**



Search  [Go]

LEA NAME "Orange County Schools"

ETHNICITY

LEA	INDIAN	ASIAN	HISPANIC	BLACK	WHITE	INDIAN_PCT	ASIAN_PCT	HISP_PCT	BLACK_PCT	WHITE_PCT
"680"	23	61	503	1542	4734	.34	.89	7.33	22.47	68.98

GENDER

LEA	MALE	FEMALE	MALE_PCT	FEMALE_PCT
"680"	3503	3360	51.04	48.96

CTE ENROLLMENT BY COURSE GENDER & ETHNICITY

LEA	LEA_NAME	COURSE	PROGRAM AREA	COURSE NAME	ENROLLMENT	MALE_PCT	FEMALE_PCT	AM INDIAN PCT	ASIAN PCT	BLACK PCT	HISP PCT	MULTIRACIAL	WHITE PCT
"680"	"Orange County Schools"	"6810"	"Agricultural Education"	"Agriscience Applications"	94	70.21	29.79	0	0	.1	2.13	1.06	87.23
"680"	"Orange County Schools"	"6811"	"Agricultural Education"	"Agr Prod I"	118	56.78	43.22	0	.85	.13	2.54	4.24	79.66
"680"	"Orange County Schools"	"6812"	"Agricultural Education"	"Agr Prod II"	42	42.86	57.14	0	0	.02	2.38	0	95.24
"680"	"Orange County Schools"	"6813"	"Agricultural Education"	"Agr Prod III"	15	66.67	33.33	0	0	0	0	0	100
"680"	"Orange County Schools"	"6831"	"Agricultural Education"	"Agr Mechanics I"	145	66.21	33.79	0	0	.09	2.07	1.38	87.59
"680"	"Orange County Schools"	"6832"	"Agricultural Education"	"Agr Mechanics II"	60	73.33	26.67	0	0	.03	1.67	1.67	93.33
"680"	"Orange County Schools"	"6833"	"Agricultural Education"	"Agr Mechanics II - Small Engines"	49	79.59	20.41	0	0	.02	0	0	97.96
"680"	"Orange County Schools"	"6841"	"Agricultural Education"	"Horticulture I"	110	64.55	35.45	.91	0	.06	3.64	1.82	87.27
"680"	"Orange County Schools"	"6898"	"Agricultural Education"	"Agricultural Internship"	3	100	0	0	0	0	0	0	100
"680"	"Orange County Schools"	"6899"	"Agricultural Education"	"Agricultural Advanced Studies"	4	100	0	0	0	0	0	0	100
"680"	"Orange County Schools"	"6215"	"Business and Information Technology"	"Business Law"	60	48.33	51.67	0	0	.3	3.33	5	61.67
"680"	"Orange County Schools"	"6311"	"Business and Information Technology"	"Computerized Accounting I"	46	34.78	65.22	0	0	.33	2.17	4.35	60.87
"680"	"Orange County Schools"	"6312"	"Business and Information Technology"	"Computerized Accounting II"	10	40	60	0	0	.3	0	0	70
"680"	"Orange County Schools"	"6345"	"Business and Information Technology"	"Network Administration II - Linux"	8	100	0	0	0	.25	12.5	0	62.5
"680"	"Orange County Schools"	"6411"	"Business and Information Technology"	"Computer Applications I"	418	55.74	44.26	.24	1.44	.27	3.35	2.63	65.07

"680"	"Orange County Schools"	"6412"	"Business and Information Technology"	"Computer Applications II"	80	42.5	57.5	0	1.25	.29	7.5	3.75	56.75
"680"	"Orange County Schools"	"6415"	"Business and Information Technology"	"e-Commerce I"	14	50	50	0	0	.29	0	7.14	64.29
"680"	"Orange County Schools"	"6514"	"Business and Information Technology"	"Digital Communication Systems"	300	52.67	47.33	.67	.33	.39	5	.33	54.33
"680"	"Orange County Schools"	"6599"	"Business and Information Technology"	"Business Advanced Studies"	5	60	40	0	0	.4	0	0	60
"680"	"Orange County Schools"	"6145"	"Career Development"	"Career Management"	6	66.67	33.33	0	0	.33	0	0	66.67
"680"	"Orange County Schools"	"7015"	"Family & Consumer Sciences Education"	"Teen Living"	149	28.19	71.81	.67	.67	.44	6.71	0	48.32
"680"	"Orange County Schools"	"7035"	"Family & Consumer Sciences Education"	"Apparel Devel I"	25	8	92	0	0	.44	4	0	52
"680"	"Orange County Schools"	"7045"	"Family & Consumer Sciences Education"	"Foods I - Fundamentals"	109	40.37	59.63	.92	3.67	.23	3.67	3.67	65.14
"680"	"Orange County Schools"	"7046"	"Family & Consumer Sciences Education"	"Foods II - Advanced"	30	16.67	83.33	0	0	.17	0	3.33	80
"680"	"Orange County Schools"	"7055"	"Family & Consumer Sciences Education"	"Housing & Interiors I"	59	11.86	88.14	0	0	.27	10.17	3.39	59.32
"680"	"Orange County Schools"	"7065"	"Family & Consumer Sciences Education"	"Parenting and Child Development"	89	10.11	89.89	0	1.12	.38	8.99	2.25	49.44
"680"	"Orange County Schools"	"7111"	"Family & Consumer Sciences Education"	"Early Childhood Education I"	12	0	100	0	0	.5	8.33	0	41.67
"680"	"Orange County Schools"	"7112"	"Family & Consumer Sciences Education"	"Early Childhood Education II"	5	0	100	0	0	.6	0	0	40
"680"	"Orange County Schools"	"7198"	"Family & Consumer Sciences Education"	"Family & Consumer Sciences Internship"	1	0	100	0	0	0	0	0	100
"680"	"Orange County Schools"	"7199"	"Family & Consumer Sciences Education"	"Family & Consumer Sciences Advanced Studies"	31	3.23	96.77	0	0	.52	6.45	0	41.94
"680"	"Orange County Schools"	"7210"	"Health Occupations Education"	"Health Team Relations"	37	32.43	67.57	0	0	.27	2.7	2.7	67.57
"680"	"Orange County Schools"	"7211"	"Health Occupations Education"	"Allied Health Sciences I"	52	11.54	88.46	1.92	1.92	.21	3.85	0	71.15
"680"	"Orange County Schools"	"7212"	"Health Occupations Education"	"Allied Health Sciences II"	17	5.88	94.12	0	0	.53	5.88	0	41.18
"680"	"Orange County Schools"	"7399"	"Health Occupations Education"	"Community College Health"	9	11.11	88.89	0	0	.44	0	0	55.56
"680"	"Orange County Schools"	"6600"	"Marketing Education"	"Principles of Business & Personal Finance - ME"	3	100	0	0	0	0	0	0	100
"680"	"Orange County Schools"	"6615"	"Marketing Education"	"Small Business/Entrepreneurship - ME"	61	54.1	45.9	1.64	1.64	.41	4.92	1.64	49.18

Career and Technical Education 2006-2007 Enrollment

"680"	"Orange County Schools"	"6621"	"Marketing Education"	97	47.42	52.58	1.03	0	.31	3.09	1.03	63.92
"680"	"Orange County Schools"	"6670"	"Marketing Education"	128	67.97	32.03	0	.78	.32	3.13	1.56	62.5
"680"	"Orange County Schools"	"6671"	"Marketing Education"	13	61.54	38.46	7.69	0	.38	0	0	53.85
"680"	"Orange County Schools"	"8999"	"Technology Education"	60	50	50	0	3.33	.13	0	3.33	80
"680"	"Orange County Schools"	"7621"	"Trade & Industrial Education"	100	74	26	2	0	.07	5	1	85
"680"	"Orange County Schools"	"7622"	"Trade & Industrial Education"	24	75	25	0	4.17	.13	4.17	0	79.17
"680"	"Orange County Schools"	"7623"	"Trade & Industrial Education"	7	57.14	42.86	0	0	0	0	0	100
"680"	"Orange County Schools"	"7721"	"Trade & Industrial Education"	59	86.44	13.56	1.69	1.69	.14	5.08	0	77.97
"680"	"Orange County Schools"	"7722"	"Trade & Industrial Education"	30	93.33	6.67	0	0	.1	6.67	3.33	80
"680"	"Orange County Schools"	"7723"	"Trade & Industrial Education"	3	100	0	0	0	0	0	0	100
"680"	"Orange County Schools"	"7911"	"Trade & Industrial Education"	95	63.16	36.84	1.05	2.11	.18	2.11	2.11	74.74
"680"	"Orange County Schools"	"7912"	"Trade & Industrial Education"	13	84.62	15.38	0	0	.08	15.38	0	76.92
"680"	"Orange County Schools"	"7913"	"Trade & Industrial Education"	1	100	0	0	0	0	0	0	100
"680"	"Orange County Schools"	"7921"	"Trade & Industrial Education"	187	86.1	13.9	.53	0	.12	4.28	3.21	80.21
"680"	"Orange County Schools"	"7962"	"Trade & Industrial Education"	46	91.3	8.7	0	0	.11	0	2.17	86.96
"680"	"Orange County Schools"	"7963"	"Trade & Industrial Education"	24	100	0	0	0	.13	4.17	4.17	79.17
"680"	"Orange County Schools"	"7980"	"Trade & Industrial Education"	23	91.3	8.7	0	4.35	.13	0	0	82.61
"680"	"Orange County Schools"	"7991"	"Trade & Industrial Education"	69	85.51	14.49	0	0	.26	0	1.45	72.46
"680"	"Orange County Schools"	"7992"	"Trade & Industrial Education"	23	95.65	4.35	0	0	.22	4.35	0	73.91
"680"	"Orange County Schools"	"7993"	"Trade & Industrial Education"	3	100	0	0	0	0	0	0	100
"680"	"Orange County Schools"	"7998"	"Trade & Industrial Education"	1	100	0	0	0	0	0	0	100

"680"	"Orange County Schools"	"7999"	"Trade & Industrial Education"	"Trade & Industrial Advanced Studies"	9	88.89	11.11	0	0	.33	0	11.11	55.56
-------	-------------------------	--------	--------------------------------	---------------------------------------	---	-------	-------	---	---	-----	---	-------	-------

1 - 58

MIDDLE SCHOOL

LEA	Program Name	Course Code	Course Name	Total
680	"CAREER DEVELOPMENT"	"6158"	Exploring Career Decisions	124
680	"BUSINESS AND INFO TECHNOLOGY"	"6400"	Business Computer Technology	450
680	"BUSINESS AND INFO TECHNOLOGY"	"6511"	Keyboarding	118
680	"AGRICULTURAL EDUCATION"	"6828"	Exploring Biotechnology	41
680	"FAMILY AND CONSUMER SCIENCES"	"7018"	Exploring Life Skills	317
680	"TECHNOLOGY EDUCATION"	"8108"	Exploring Technology Systems	403

row(s) 1 - 6 of 6

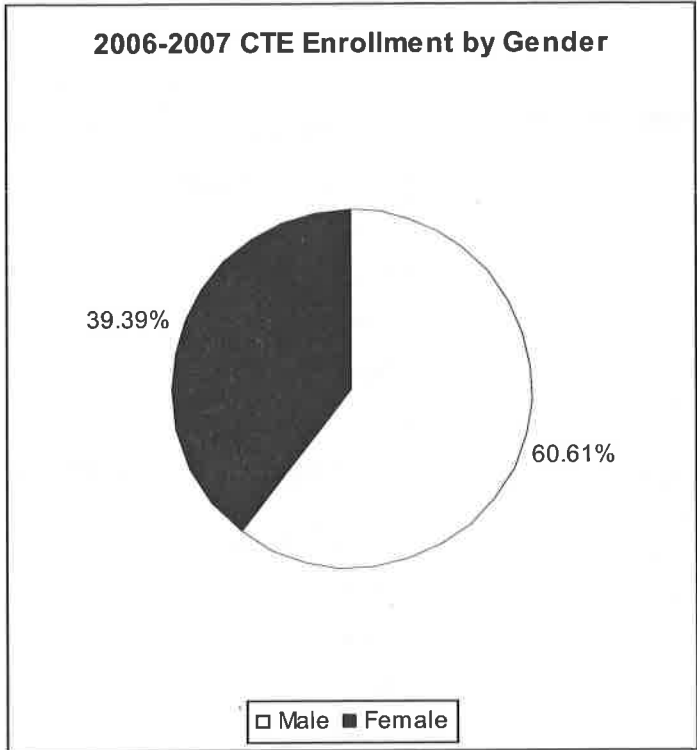


# 681 Chapel Hill/Carrboro City Schools

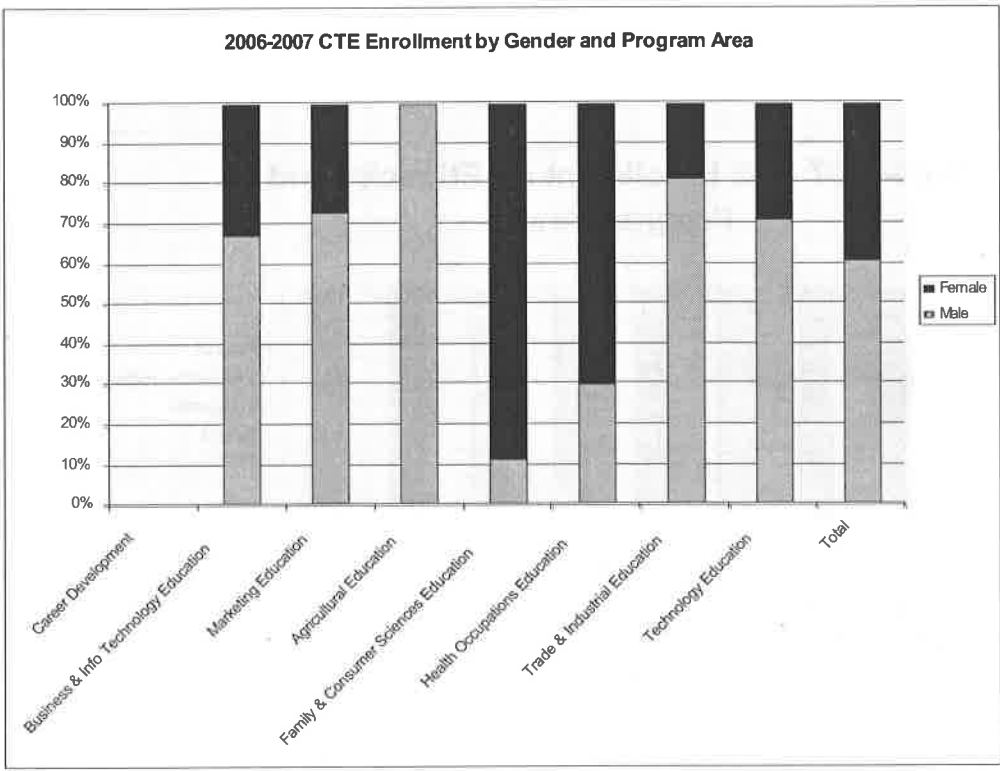
## Gender

### Grades 9-12

### Career and Technical Education



2006-2007	
<b>Gender of all LEA Students</b>	
Male	51.22%
Female	48.78%
<b>Gender of LEA CTE Participants</b>	
Male	60.61%
Female	39.39%



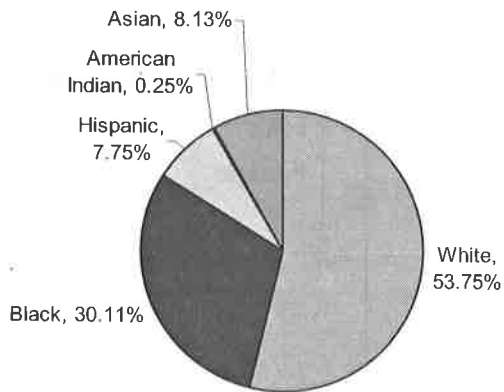
# 681 Chapel Hill Carrboro Schools

## Ethnicity

### Grades 9-12

### Career and Technical Education

**2006-2007 CTE Enrollment by Ethnicity**



**2006-2007**

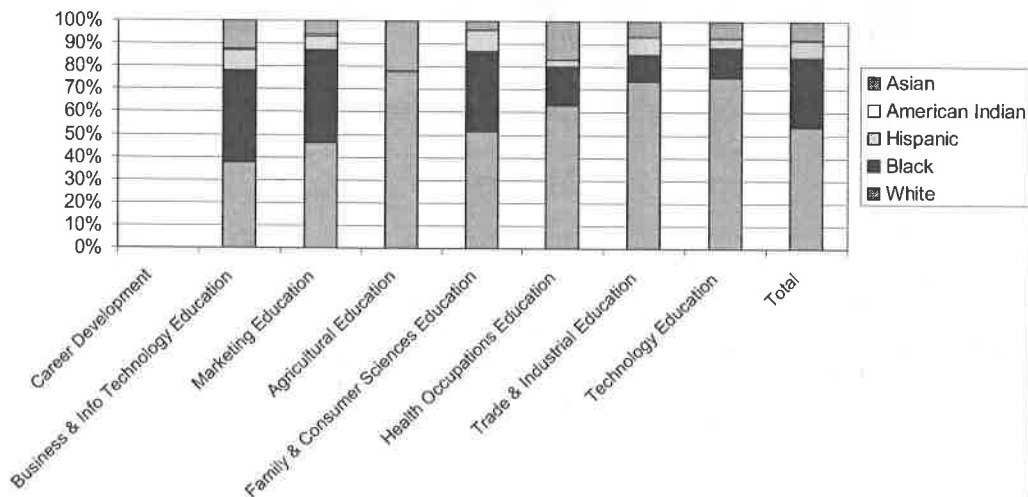
**Ethnicity of all LEA Students**

American Indian	0.20%
Asian	12.04%
Black	19.47%
Hispanic	9.41%
White	58.88%

**Ethnicity of LEA CTE Participants**

American Indian	0.25%
Asian	8.13%
Black	30.11%
Hispanic	7.75%
White	53.75%

**2006-2007 CTE Enrollment by Ethnicity and Program Area**



Search 681 [ Go ]

LEA NAME "Chapel Hill-Carrboro Schools"

ETHNICITY

LEA	INDIAN	ASIAN	HISPANIC	BLACK	WHITE	INDIAN_PCT	ASIAN_PCT	HISP_PCT	BLACK_PCT	WHITE_PCT
"681"	22	1337	1045	2163	6540	2	12.04	9.41	19.47	58.88

GENDER

LEA	MALE	FEMALE	MALE_PCT	FEMALE_PCT
"681"	5689	5418	51.22	48.78

CTE ENROLLMENT BY COURSE GENDER & ETHNICITY

LEA	LEA_NAME	COURSE	PROGRAM AREA	COURSE NAME	ENROLLMENT	MALE_PCT	FEMALE_PCT	AM INDIAN PCT	ASIAN PCT	BLACK PCT	HISP PCT	MULTIRACIAL	WHITE PCT
"681"	"Chapel Hill-Carrboro Schools"	"6514"	"Business and Information Technology"	"Digital Communication Systems"	77	67.53	32.47	0	6.49	.47	16.88	1.3	28.57
"681"	"Chapel Hill-Carrboro Schools"	"6598"	"Business and Information Technology"	"Business Internship"	9	88.89	11.11	0	11.11	.44	0	0	44.44
"681"	"Chapel Hill-Carrboro Schools"	"7015"	"Family & Consumer Sciences Education"	"Teen Living"	14	50	50	0	7.14	.64	7.14	0	21.43
"681"	"Chapel Hill-Carrboro Schools"	"7035"	"Family & Consumer Sciences Education"	"Apparel Devel I"	109	3.67	96.33	0	4.59	.24	13.76	1.83	55.96
"681"	"Chapel Hill-Carrboro Schools"	"7036"	"Family & Consumer Sciences Education"	"Apparel Devel II"	41	0	100	0	4.88	.24	12.2	4.88	53.66
"681"	"Chapel Hill-Carrboro Schools"	"7045"	"Family & Consumer Sciences Education"	"Foods I - Fundamentals"	38	34.21	65.79	0	5.26	.63	2.63	2.63	26.32
"681"	"Chapel Hill-Carrboro Schools"	"7055"	"Family & Consumer Sciences Education"	"Housing & Interiors I"	91	10.99	89.01	0	2.2	.22	4.4	5.49	65.93
"681"	"Chapel Hill-Carrboro Schools"	"7111"	"Family & Consumer Sciences Education"	"Early Childhood Education I"	11	0	100	0	0	.64	27.27	0	9.09
"681"	"Chapel Hill-Carrboro Schools"	"7399"	"Health Occupations Education"	"Community College Health"	30	30	70	0	16.67	.1	3.33	6.67	63.33
"681"	"Chapel Hill-Carrboro Schools"	"6600"	"Marketing Education"	"Principles of Business & Personal Finance - ME"	22	59.09	40.91	0	18.18	.32	0	4.55	45.45
"681"	"Chapel Hill-Carrboro Schools"	"6621"	"Marketing Education"	"Marketing"	47	63.83	36.17	0	2.13	.32	4.26	8.51	53.19
"681"	"Chapel Hill-Carrboro Schools"	"6622"	"Marketing Education"	"Marketing Management"	6	100	0	0	0	.17	33.33	0	50
"681"	"Chapel Hill-Carrboro Schools"	"6631"	"Marketing Education"	"Fashion Merchandising"	16	0	100	0	6.25	.44	6.25	6.25	37.5
"681"	"Chapel Hill-Carrboro Schools"	"6648"	"Marketing Education"	"NAF Academy of Finance I - ME"	118	75.42	24.58	0	5.93	.38	8.47	5.08	42.37
"681"	"Chapel Hill-Carrboro Schools"	"6670"	"Marketing Education"	"Sports & Entertainment Marketing I"	91	86.81	13.19	2.2	6.59	.35	3.3	2.2	50.55

"681"	"Chapel Hill-Carrboro Schools"	"6671"	"Marketing Education"	"Sports & Entertainment Marketing II"	9	88.89	11.11	0	0	.56	11.11	0	33.33
"681"	"Chapel Hill-Carrboro Schools"	"8125"	"Technology Education"	"Communications Systems"	58	53.45	46.55	0	10.34	.1	0	1.72	77.59
"681"	"Chapel Hill-Carrboro Schools"	"8999"	"Technology Education"	"Community College Technology Education"	35	100	0	0	2.86	.14	11.43	0	71.43
"681"	"Chapel Hill-Carrboro Schools"	"7621"	"Trade & Industrial Education"	"Furniture and Cabinetmaking I"	79	88.61	11.39	0	6.33	.04	8.86	1.27	79.75
"681"	"Chapel Hill-Carrboro Schools"	"7622"	"Trade & Industrial Education"	"Furniture and Cabinetmaking II"	12	91.67	8.33	0	0	0	8.33	0	91.67
"681"	"Chapel Hill-Carrboro Schools"	"7911"	"Trade & Industrial Education"	"Printing Graphics I"	82	62.2	37.8	0	7.32	.11	7.32	2.44	71.95
"681"	"Chapel Hill-Carrboro Schools"	"7912"	"Trade & Industrial Education"	"Printing Graphics II"	15	73.33	26.67	0	6.67	.2	13.33	6.67	53.33
"681"	"Chapel Hill-Carrboro Schools"	"7921"	"Trade & Industrial Education"	"Drafting I"	82	76.83	23.17	0	7.32	.07	6.1	7.32	71.95
"681"	"Chapel Hill-Carrboro Schools"	"7962"	"Trade & Industrial Education"	"Drafting - Architectural II"	14	85.71	14.29	0	0	.07	7.14	14.29	71.43
"681"	"Chapel Hill-Carrboro Schools"	"7972"	"Trade & Industrial Education"	"Drafting - Engineering III"	3	100	0	0	33.33	0	0	0	66.67
"681"	"Chapel Hill-Carrboro Schools"	"7980"	"Trade & Industrial Education"	"Networking I T&I"	25	96	4	0	8	.16	4	0	72
"681"	"Chapel Hill-Carrboro Schools"	"7981"	"Trade & Industrial Education"	"Network Eng Tech II - Cisco"	3	100	0	0	0	0	0	0	100
"681"	"Chapel Hill-Carrboro Schools"	"7982"	"Trade & Industrial Education"	"Network Eng Tech III - Cisco"	3	100	0	0	0	0	0	0	100
"681"	"Chapel Hill-Carrboro Schools"	"7991"	"Trade & Industrial Education"	"Computer Engineering Technology I"	62	91.94	8.06	0	9.68	.06	9.68	3.23	70.97
"681"	"Chapel Hill-Carrboro Schools"	"7992"	"Trade & Industrial Education"	"Computer Engineering Technology II"	4	100	0	0	0	0	0	25	75
"681"	"Chapel Hill-Carrboro Schools"	"6999"	"Agricultural Education"	"Community College Agriculture"	9	100	0	0	22.22	0	0	0	77.78
"681"	"Chapel Hill-Carrboro Schools"	"6200"	"Business and Information Technology"	"Principles of Business & Personal Finance - BE"	18	61.11	38.89	0	0	.33	11.11	11.11	44.44
"681"	"Chapel Hill-Carrboro Schools"	"6215"	"Business and Information Technology"	"Business Law"	19	52.63	47.37	0	15.79	.53	5.26	5.26	21.05
"681"	"Chapel Hill-Carrboro Schools"	"6235"	"Business and Information Technology"	"Small Business/Entrepreneurship - BE"	44	54.55	45.45	4.55	4.55	.45	9.09	4.55	31.62
"681"	"Chapel Hill-Carrboro Schools"	"6311"	"Business and Information Technology"	"Computerized Accounting I"	9	44.44	55.56	0	0	.44	0	11.11	44.44
"681"	"Chapel Hill-Carrboro Schools"	"6334"	"Business and Information Technology"	"NAF Academy of Finance I - BE"	5	80	20	0	0	.2	0	20	60

"681"	"Chapel Hill-Carboro Schools"	"6335"	"Business and Information Technology"	"NAF Academy of Finance II - BE"	3	66.67	33.33	0	0	0	0	100
"681"	"Chapel Hill-Carboro Schools"	"6411"	"Business and Information Technology"	"Computer Applications I"	103	56.31	43.69	0	10.88	.48	17.48	21.36
"681"	"Chapel Hill-Carboro Schools"	"6412"	"Business and Information Technology"	"Computer Applications II"	34	73.53	26.47	0	2.94	.76	2.94	17.65
"681"	"Chapel Hill-Carboro Schools"	"6415"	"Business and Information Technology"	"e-Commerce I"	71	74.65	25.35	0	32.39	.06	0	56.34
"681"	"Chapel Hill-Carboro Schools"	"6416"	"Business and Information Technology"	"e-Commerce II"	15	80	20	0	33.33	.07	0	60
"681"	"Chapel Hill-Carboro Schools"	"6423"	"Business and Information Technology"	"NAF Academy of Information Tech I - BE"	31	93.55	6.45	0	9.68	.1	3.23	74.19
"681"	"Chapel Hill-Carboro Schools"	"6424"	"Business and Information Technology"	"NAF Academy of Information Tech II - BE"	7	100	0	0	28.57	0	0	71.43

1 - 43

MIDDLE SCHOOL

LEA	Program Name	Course Code	Course Name	Total
681	"CAREER DEVELOPMENT"	"6159"	Exploring Career Decisions	607
681	"BUSINESS AND INFO TECHNOLOGY"	"6208"	Exploring Business Technologies	84
681	"BUSINESS AND INFO TECHNOLOGY"	"6400"	Business Computer Technology	264
681	"BUSINESS AND INFO TECHNOLOGY"	"6511"	Keyboarding	91
681	"FAMILY AND CONSUMER SCIENCES"	"7018"	Exploring Life Skills	402
681	"TECHNOLOGY EDUCATION"	"8108"	Exploring Technology Systems	732

row(s) 1 - 6 of 6

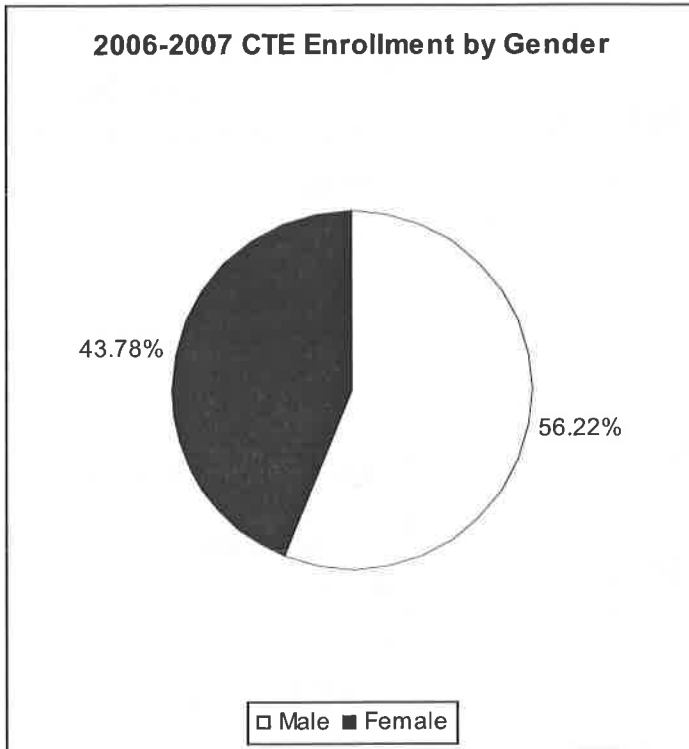


# 690 Pamlico County Schools

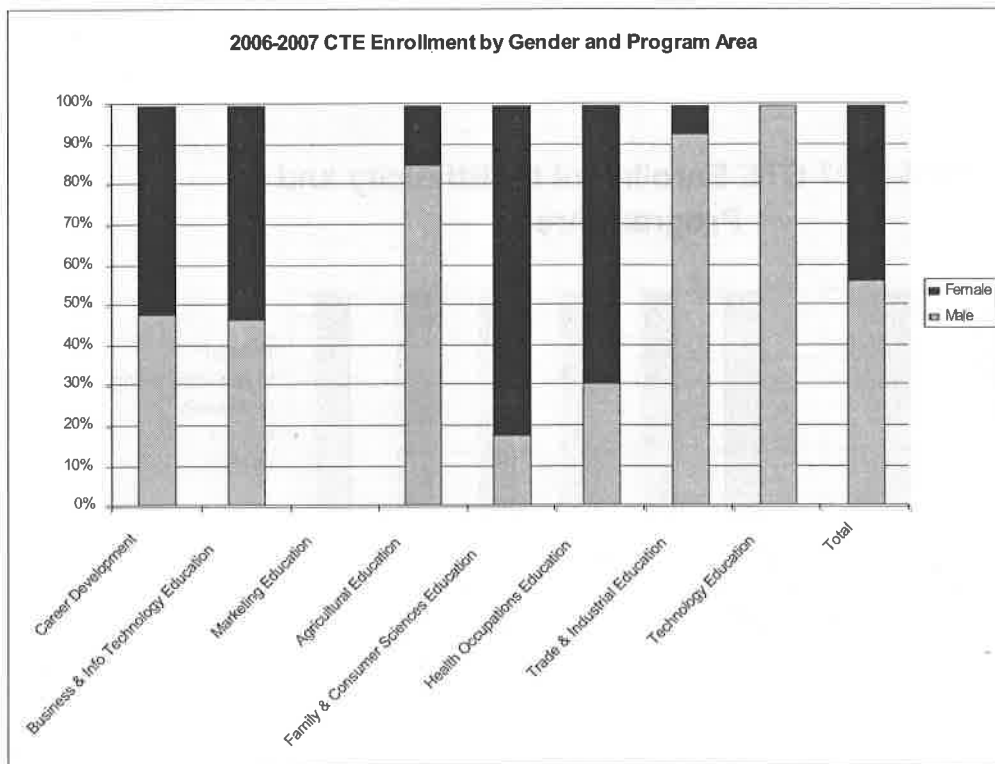
## Gender

### Grades 9-12

### Career and Technical Education

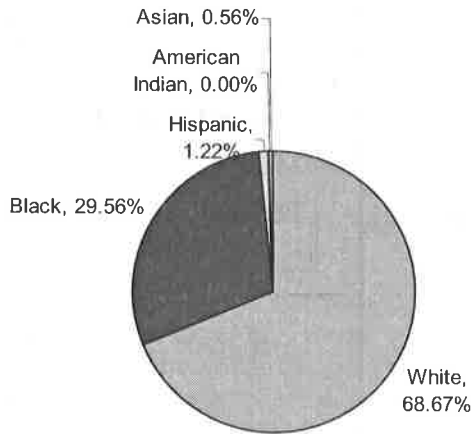


2006-2007	
<b>Gender of all LEA Students</b>	
Male	52.40%
Female	47.60%
<b>Gender of LEA CTE Participants</b>	
Male	56.22%
Female	43.78%



# 690 Pamlico Schools Ethnicity Grades 9-12 Career and Technical Education

**2006-2007 CTE Enrollment by Ethnicity**



**2006-2007**

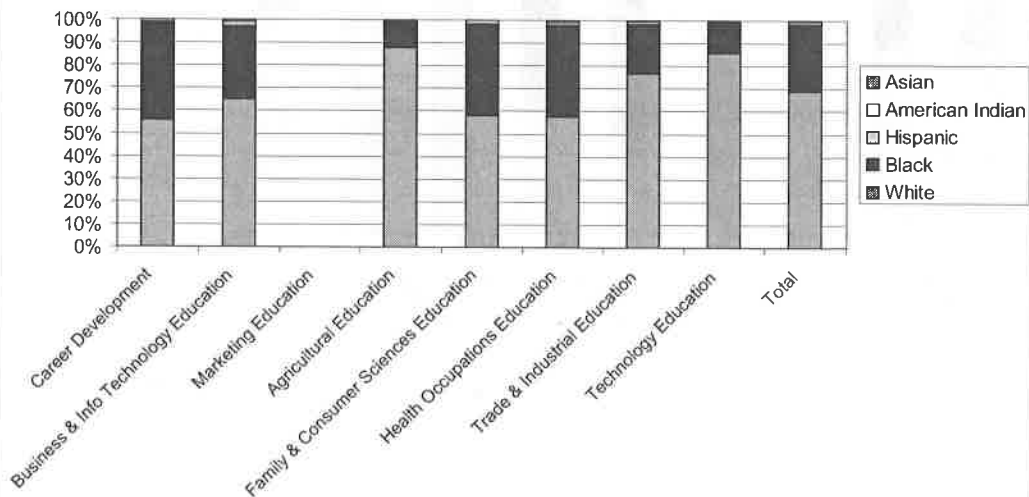
**Ethnicity of all LEA Students**

American Indian	0.13%
Asian	0.45%
Black	31.00%
Hispanic	1.95%
White	66.47%

**Ethnicity of LEA CTE Participants**

American Indian	0.00%
Asian	0.56%
Black	29.56%
Hispanic	1.22%
White	68.67%

**2006-2007 CTE Enrollment by Ethnicity and Program Area**





Search

**ETHNICITY**

LEA	INDIAN	ASIAN	HISPANIC	BLACK	WHITE	INDIAN_PCT	ASIAN_PCT	HISP_PCT	BLACK_PCT	WHITE_PCT
"690"	2	7	30	478	1025	.13	.45	1.95	31	66.47

**GENDER**

LEA	MALE	FEMALE	MALE_PCT	FEMALE_PCT
"690"	808	734	52.4	47.6

**CTE ENROLLMENT BY COURSE GENDER & ETHNICITY**

LEA	LEA_NAME	COURSE	PROGRAM AREA	COURSE NAME	ENROLLMENT	MALE_PCT	FEMALE_PCT	AM INDIAN PCT	ASIAN PCT	BLACK PCT	HISP PCT	MULTIRACIAL	WHITE PCT
"690"	"Pamlico County Schools"	"6810"	"Agricultural Education"	"Agriscience Applications"	8	100	0	0	0	.13	0	0	87.5
"690"	"Pamlico County Schools"	"6831"	"Agricultural Education"	"Agr. Mechanics I"	55	89.09	10.91	0	0	.11	0	0	89.09
"690"	"Pamlico County Schools"	"6832"	"Agricultural Education"	"Agr. Mechanics II"	14	100	0	0	0	0	0	0	100
"690"	"Pamlico County Schools"	"6841"	"Agricultural Education"	"Horticulture I"	46	80.43	19.57	0	0	.17	0	0	82.61
"690"	"Pamlico County Schools"	"6842"	"Agricultural Education"	"Horticulture II"	16	75	25	0	0	.06	0	0	93.75
"690"	"Pamlico County Schools"	"6851"	"Agricultural Education"	"Environmental & Natural Resources Studies I"	17	76.47	23.53	0	0	.12	0	0	88.24
"690"	"Pamlico County Schools"	"6899"	"Agricultural Education"	"Agricultural Advanced Studies"	1	100	0	0	0	1	0	0	0
"690"	"Pamlico County Schools"	"6215"	"Business and Information Technology"	"Business Law"	17	35.29	64.71	0	0	.18	0	5.88	76.47
"690"	"Pamlico County Schools"	"6235"	"Business and Information Technology"	"Small Business/Entrepreneurship - BE"	16	56.25	43.75	0	0	.38	6.25	0	56.25
"690"	"Pamlico County Schools"	"6311"	"Business and Information Technology"	"Computerized Accounting I"	11	27.27	72.73	0	0	.09	0	0	90.91
"690"	"Pamlico County Schools"	"6411"	"Business and Information Technology"	"Computer Applications I"	55	41.82	58.18	0	1.82	.27	1.82	1.82	67.27
"690"	"Pamlico County Schools"	"6412"	"Business and Information Technology"	"Computer Applications II"	9	66.67	33.33	0	0	.33	0	0	66.67
"690"	"Pamlico County Schools"	"6514"	"Business and Information Technology"	"Digital Communication Systems"	85	50.59	49.41	0	1.18	.38	2.35	0	58.82
"690"	"Pamlico County Schools"	"6597"	"Business and Information Technology"	"Business Cooperative Program"	2	50	50	0	0	0	0	0	100
"690"	"Pamlico County Schools"	"6145"	"Career Development"	"Career Management"	79	48.1	51.9	0	1.27	.43	0	0	55.7

"690"	"Pamlico County Schools"	"7015"	"Family & Consumer Sciences Education"	"Teen Living"	31	25.81	74.19	0	0	.29	6.45	3.23	61.29
"690"	"Pamlico County Schools"	"7045"	"Family & Consumer Sciences Education"	"Foods I - Fundamentals"	53	26.42	73.56	0	0	.38	1.89	1.89	56.49
"690"	"Pamlico County Schools"	"7046"	"Family & Consumer Sciences Education"	"Foods II - Advanced"	15	26.67	73.33	0	0	.6	0	0	40
"690"	"Pamlico County Schools"	"7065"	"Family & Consumer Sciences Education"	"Parenting and Child Development"	33	3.03	96.97	0	0	.36	0	0	63.64
"690"	"Pamlico County Schools"	"7111"	"Family & Consumer Sciences Education"	"Early Childhood Education I"	12	8.33	91.67	0	0	.5	0	0	50
"690"	"Pamlico County Schools"	"7112"	"Family & Consumer Sciences Education"	"Early Childhood Education II"	11	0	100	0	0	.36	0	0	63.64
"690"	"Pamlico County Schools"	"7210"	"Health Occupations Education"	"Health Team Relations"	18	5.56	94.44	0	0	.22	11.11	0	66.67
"690"	"Pamlico County Schools"	"7211"	"Health Occupations Education"	"Allied Health Sciences I"	15	0	100	0	0	.4	0	0	60
"690"	"Pamlico County Schools"	"7212"	"Health Occupations Education"	"Allied Health Sciences II"	10	0	100	0	0	.5	0	0	50
"690"	"Pamlico County Schools"	"7399"	"Health Occupations Education"	"Community College Health"	84	45.24	54.76	0	1.19	.42	0	1.19	55.95
"690"	"Pamlico County Schools"	"8999"	"Technology Education"	"Community College Technology Education"	28	100	0	0	0	.14	0	0	85.71
"690"	"Pamlico County Schools"	"7721"	"Trade & Industrial Education"	"Construction Technology I"	62	93.55	6.45	0	0	.26	0	1.61	72.58
"690"	"Pamlico County Schools"	"7722"	"Trade & Industrial Education"	"Construction Technology II"	25	100	0	0	0	.24	4	0	100
"690"	"Pamlico County Schools"	"7723"	"Trade & Industrial Education"	"Construction Technology III"	7	100	0	0	0	0	0	0	100
"690"	"Pamlico County Schools"	"7921"	"Trade & Industrial Education"	"Drafting I"	24	79.17	20.83	0	0	.17	0	0	83.33
"690"	"Pamlico County Schools"	"7962"	"Trade & Industrial Education"	"Drafting - Architectural II"	9	100	0	0	0	.33	11.11	0	55.56
"690"	"Pamlico County Schools"	"7963"	"Trade & Industrial Education"	"Drafting - Architectural III"	4	100	0	0	0	0	0	0	100
"690"	"Pamlico County Schools"	"7972"	"Trade & Industrial Education"	"Drafting - Engineering I"	13	92.31	7.69	0	7.69	0	0	0	92.31
"690"	"Pamlico County Schools"	"7973"	"Trade & Industrial Education"	"Drafting - Engineering III"	3	100	0	0	0	0	0	0	100
"690"	"Pamlico County Schools"	"7991"	"Trade & Industrial Education"	"Computer Engineering Technology I"	8	87.5	12.5	0	0	.13	0	12.5	75
"690"	"Pamlico County Schools"	"7992"	"Trade & Industrial Education"	"Computer Engineering Technology II"	4	100	0	0	0	.5	0	0	50

MIDDLE SCHOOL

LEA	Program Name	Course Code	Course Name	Total
690	"CAREER DEVELOPMENT"	"6158"	Exploring Career Decisions	47
690	"BUSINESS AND INFO TECHNOLOGY"	"6208"	Exploring Business Technologies	33
690	"BUSINESS AND INFO TECHNOLOGY"	"6400"	Business Computer Technology	101
690	"BUSINESS AND INFO TECHNOLOGY"	"6511"	Keyboarding	105
690	"AGRICULTURAL EDUCATION"	"6828"	Exploring Biotechnology	105
690	"FAMILY AND CONSUMER SCIENCES"	"7018"	Exploring Life Skills	37
690	"TECHNOLOGY EDUCATION"	"8108"	Exploring Technology Systems	34

row(s) 1 - 7 of 7

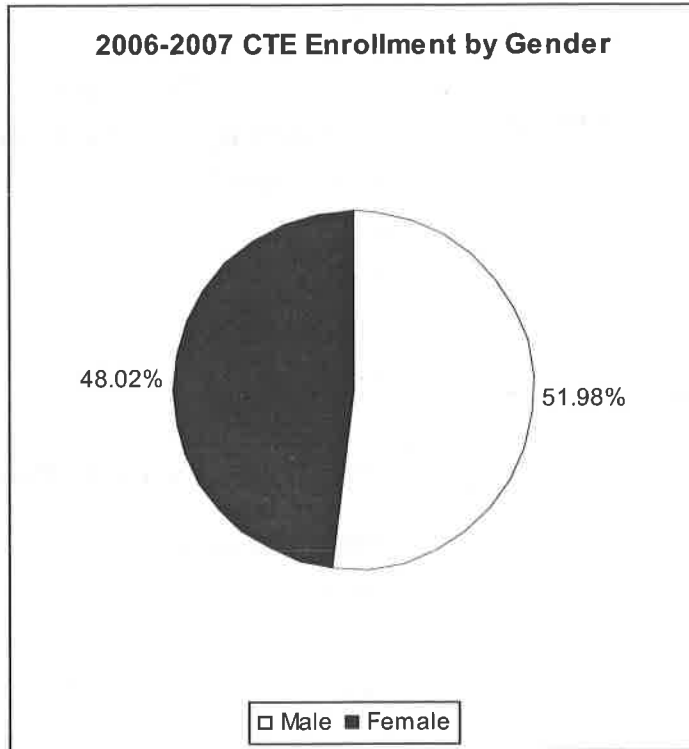


# 700 Pasquotank County Schools

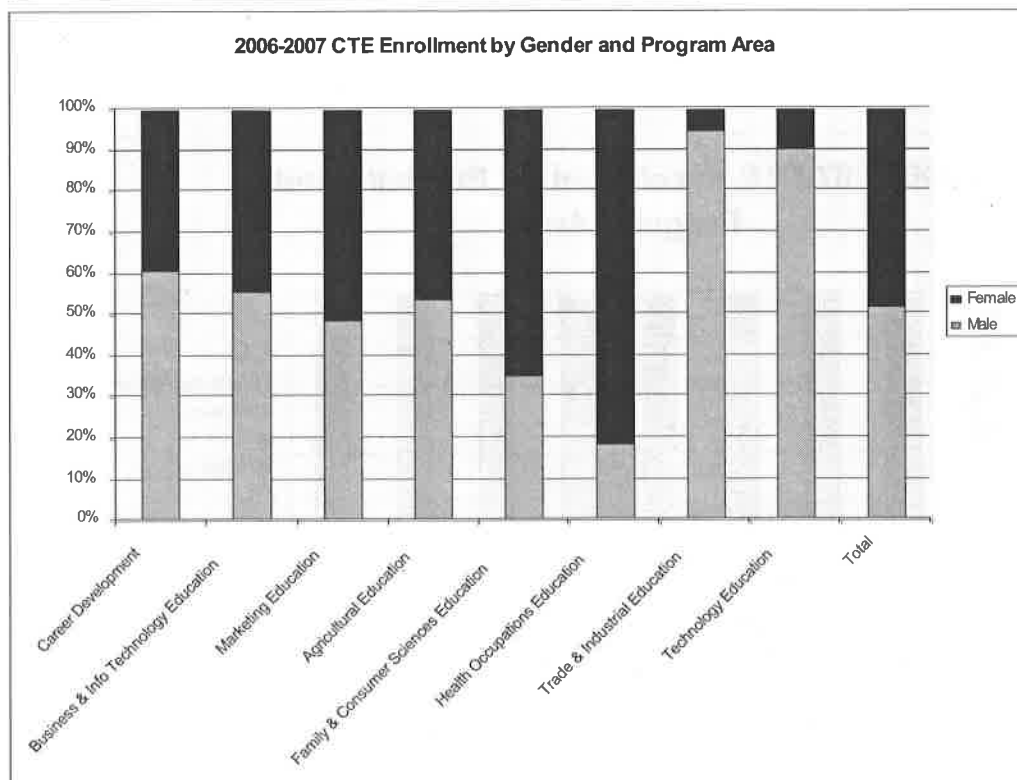
## Gender

### Grades 9-12

### Career and Technical Education

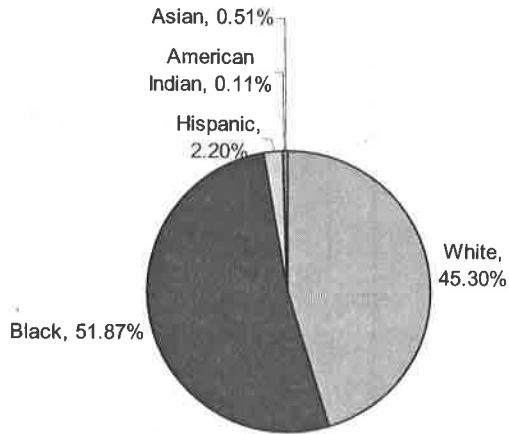


2006-2007	
<b>Gender of all LEA Students</b>	
Male	50.83%
Female	49.17%
<b>Gender of LEA CTE Participants</b>	
Male	51.98%
Female	48.02%



# 700 Pasquotank Schools Ethnicity Grades 9-12 Career and Technical Education

**2006-2007 CTE Enrollment by Ethnicity**



**2006-2007**

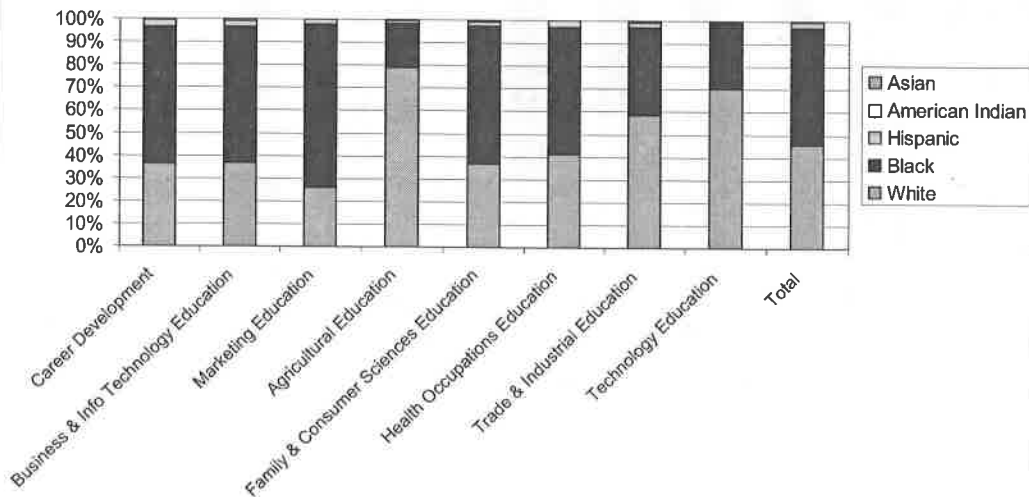
**Ethnicity of all LEA Students**

American Indian	0.21%
Asian	0.79%
Black	49.65%
Hispanic	2.07%
White	47.28%

**Ethnicity of LEA CTE Participants**

American Indian	0.11%
Asian	0.51%
Black	51.87%
Hispanic	2.20%
White	45.30%

**2006-2007 CTE Enrollment by Ethnicity and Program Area**



Search 700 [ Go ]

LEA NAME "Pasquotank County Schools"

**ETHNICITY**

LEA	INDIAN	ASIAN	HISPANIC	BLACK	WHITE	INDIAN_PCT	ASIAN_PCT	HISP_PCT	BLACK_PCT	WHITE_PCT
"700"	13	49	129	3093	2945	.21	.79	2.07	49.65	47.28

**GENDER**

LEA	MALE	FEMALE	MALE_PCT	FEMALE_PCT
"700"	3166	3063	50.83	49.17

**CTE ENROLLMENT BY COURSE GENDER & ETHNICITY**

LEA	LEA_NAME	COURSE	PROGRAM AREA	COURSE NAME	ENROLLMENT	MALE_PCT	FEMALE_PCT	AM INDIAN_PCT	ASIAN_PCT	BLACK_PCT	HISP_PCT	MULTIRACIAL	WHITE_PCT
"700"	"Pasquotank County Schools"	"6821"	"Agricultural Education"	"Animal Science I"	185	48.65	51.35	.54	0	.24	2.7	1.62	71.35
"700"	"Pasquotank County Schools"	"6822"	"Agricultural Education"	"Animal Science II"	39	56.41	43.59	0	0	.13	0	0	87.18
"700"	"Pasquotank County Schools"	"6823"	"Agricultural Education"	"Animal Science II - Small Animals"	79	41.77	58.23	0	0	.2	0	1.27	78.48
"700"	"Pasquotank County Schools"	"6841"	"Agricultural Education"	"Horticulture I"	74	70.27	29.73	0	0	.18	1.35	1.35	79.73
"700"	"Pasquotank County Schools"	"6842"	"Agricultural Education"	"Horticulture II"	26	61.54	38.46	0	0	.04	0	0	96.15
"700"	"Pasquotank County Schools"	"6851"	"Agricultural Education"	"Environmental & Natural Resources Studies I"	23	65.22	34.78	0	0	.04	0	0	95.65
"700"	"Pasquotank County Schools"	"6882"	"Agricultural Education"	"Horticulture II - Landscape Const"	10	50	50	0	0	0	0	0	100
"700"	"Pasquotank County Schools"	"6896"	"Agricultural Education"	"Agriculture Apprenticeship Method"	2	50	50	0	0	0	0	50	50
"700"	"Pasquotank County Schools"	"6899"	"Agricultural Education"	"Agricultural Advanced Studies"	5	60	40	0	0	0	0	20	80
"700"	"Pasquotank County Schools"	"6999"	"Agricultural Education"	"Community College Agriculture"	1	0	100	0	0	0	0	0	100
"700"	"Pasquotank County Schools"	"6200"	"Business and Information Technology"	"Principles of Business & Personal Finance - BE"	62	58.06	41.94	0	1.61	.55	0	1.61	41.94
"700"	"Pasquotank County Schools"	"6311"	"Business and Information Technology"	"Computerized Accounting I"	31	54.84	45.16	0	3.23	.68	3.23	0	25.81
"700"	"Pasquotank County Schools"	"6312"	"Business and Information Technology"	"Computerized Accounting II"	11	36.36	63.64	0	0	.73	0	0	27.27
"700"	"Pasquotank County Schools"	"6400"	"Business and Information Technology"	"Business Computer Technology"	1	100	0	0	0	1	0	0	0

"700"	"Pasquotank County Schools"	"6411"	"Business and Information Technology"	"Computer Applications I"	231	52.38	47.62	0	1.3	.52	3.46	3.9	38.96
"700"	"Pasquotank County Schools"	"6412"	"Business and Information Technology"	"Computer Applications II"	119	57.98	42.02	0	.84	.66	2.52	2.52	28.57
"700"	"Pasquotank County Schools"	"6514"	"Business and Information Technology"	"Digital Communication Systems"	316	58.54	41.46	0	.32	.55	2.53	2.53	39.24
"700"	"Pasquotank County Schools"	"6596"	"Business and Information Technology"	"Apprenticeship Program"	6	16.67	83.33	0	0	.83	0	0	16.67
"700"	"Pasquotank County Schools"	"6145"	"Career Development"	"Career Management"	201	60.7	39.3	0	.5	.59	2.99	1.49	36.32
"700"	"Pasquotank County Schools"	"7015"	"Family & Consumer Sciences Education"	"Teen Living"	238	49.16	50.84	0	.84	.6	1.68	2.94	34.45
"700"	"Pasquotank County Schools"	"7045"	"Family & Consumer Sciences Education"	"Foods I - Fundamentals"	181	48.07	51.93	.55	1.1	.49	2.76	2.21	44.2
"700"	"Pasquotank County Schools"	"7046"	"Family & Consumer Sciences Education"	"Foods II - Advanced"	28	35.71	64.29	0	0	.64	0	0	35.71
"700"	"Pasquotank County Schools"	"7055"	"Family & Consumer Sciences Education"	"Housing & Interiors I"	23	8.7	91.3	0	0	.48	4.35	4.35	43.48
"700"	"Pasquotank County Schools"	"7065"	"Family & Consumer Sciences Education"	"Parenting and Child Development"	145	8.97	91.03	0	0	.63	2.76	2.76	31.72
"700"	"Pasquotank County Schools"	"7085"	"Family & Consumer Sciences Education"	"Life Management"	47	46.81	53.19	0	0	.66	0	0	34.04
"700"	"Pasquotank County Schools"	"7111"	"Family & Consumer Sciences Education"	"Early Childhood Education I"	44	4.55	95.45	0	0	.66	2.27	2.27	29.55
"700"	"Pasquotank County Schools"	"7112"	"Family & Consumer Sciences Education"	"Early Childhood Education II"	15	0	100	0	6.67	.6	0	0	33.33
"700"	"Pasquotank County Schools"	"7121"	"Family & Consumer Sciences Education"	"Culinary Arts and Hospitality I"	40	32.5	67.5	0	0	.6	2.5	0	37.5
"700"	"Pasquotank County Schools"	"7122"	"Family & Consumer Sciences Education"	"Culinary Arts and Hospitality II"	23	52.17	47.83	0	0	.52	0	0	47.83
"700"	"Pasquotank County Schools"	"7196"	"Family & Consumer Sciences Education"	"Family & Consumer Sciences Apprenticeship"	2	0	100	0	0	1	0	0	0
"700"	"Pasquotank County Schools"	"7210"	"Health Occupations Education"	"Health Team Relations"	32	28.13	71.88	0	0	.63	3.13	0	34.38
"700"	"Pasquotank County Schools"	"7211"	"Health Occupations Education"	"Allied Health Sciences I"	46	15.22	84.78	0	0	.52	2.17	0	45.65
"700"	"Pasquotank County Schools"	"7212"	"Health Occupations Education"	"Allied Health Sciences II"	19	10.53	89.47	0	0	.53	5.26	0	42.11
"700"	"Pasquotank County Schools"	"6621"	"Marketing Education"	"Marketing"	20	55	45	0	0	.55	5	5	35



"700"	"Pasquotank County Schools"	"6645"	"Marketing Education"	"Travel/Tourism & Recreation Marketing"	14	35.71	64.29	0	0	.86	0	0	0	14.29
"700"	"Pasquotank County Schools"	"6670"	"Marketing Education"	"Sports & Entertainment Marketing I"	88	54.55	45.45	0	0	.74	1.14	1.14	1.14	23.86
"700"	"Pasquotank County Schools"	"6671"	"Marketing Education"	"Sports & Entertainment Marketing II"	24	41.67	58.33	0	0	.67	4.17	4.17	4.17	25
"700"	"Pasquotank County Schools"	"6697"	"Marketing Education"	"Marketing Cooperative Program"	7	0	100	0	0	.43	0	0	0	57.14
"700"	"Pasquotank County Schools"	"6999"	"Technology Education"	"Community College Technology Education"	10	90	10	0	0	.3	0	0	0	70
"700"	"Pasquotank County Schools"	"7512"	"Trade & Industrial Education"	"Automotive Service Technology II"	27	96.3	3.7	0	0	.3	3.7	3.7	3.7	62.96
"700"	"Pasquotank County Schools"	"7513"	"Trade & Industrial Education"	"Automotive Service Technology III"	9	100	0	0	0	.11	0	0	0	88.89
"700"	"Pasquotank County Schools"	"7721"	"Trade & Industrial Education"	"Construction Technology I"	71	95.77	4.23	1.41	0	.46	4.23	4.23	4.23	43.66
"700"	"Pasquotank County Schools"	"7722"	"Trade & Industrial Education"	"Construction Technology II"	18	94.44	5.56	0	0	.5	0	0	0	50
"700"	"Pasquotank County Schools"	"7741"	"Trade & Industrial Education"	"Electrical Trades I"	35	97.14	2.86	0	0	.4	0	0	0	60
"700"	"Pasquotank County Schools"	"7742"	"Trade & Industrial Education"	"Electrical Trades II"	11	100	0	0	0	.27	0	0	0	72.73
"700"	"Pasquotank County Schools"	"7899"	"Trade & Industrial Education"	"Community College Trade & Industrial"	10	90	10	0	0	.3	0	0	0	70
"700"	"Pasquotank County Schools"	"7921"	"Trade & Industrial Education"	"Drafting I"	43	93.02	6.98	0	2.33	.33	0	2.33	2.33	62.79
"700"	"Pasquotank County Schools"	"7962"	"Trade & Industrial Education"	"Drafting - Architectural II"	19	84.21	15.79	0	0	.16	10.53	10.53	5.26	68.42
"700"	"Pasquotank County Schools"	"7972"	"Trade & Industrial Education"	"Drafting - Engineering II"	5	100	0	0	0	.4	0	0	20	40
"700"	"Pasquotank County Schools"	"7973"	"Trade & Industrial Education"	"Drafting - Engineering III"	4	100	0	0	0	.5	0	0	0	50
"700"	"Pasquotank County Schools"	"7996"	"Trade & Industrial Education"	"Apprenticeship Program"	6	100	0	0	0	0	0	0	0	100

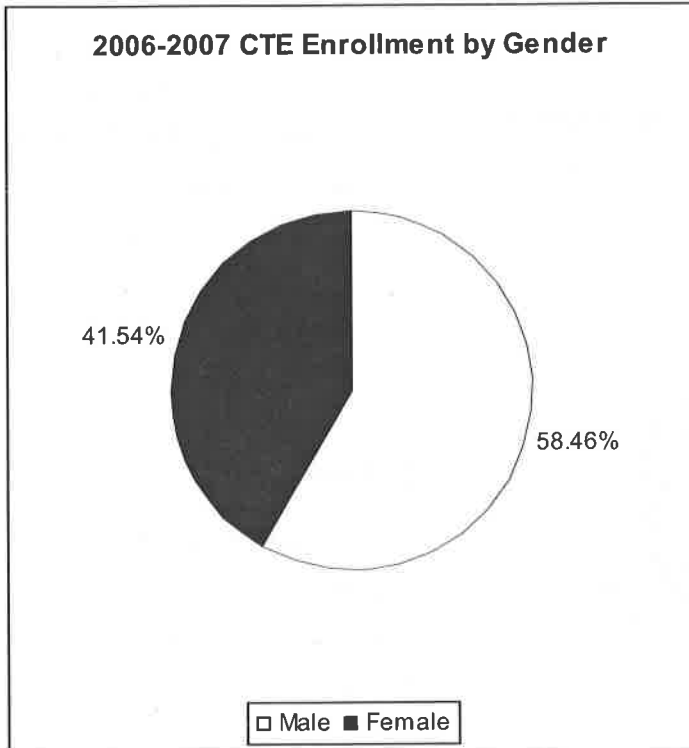
MIDDLE SCHOOL

LEA	Program Name	Course Code	Course Name	Total
700	"CAREER DEVELOPMENT"	"6158"	Exploring Career Decisions	24
700	"BUSINESS AND INFO TECHNOLOGY"	"6208"	Exploring Business Technologies	0

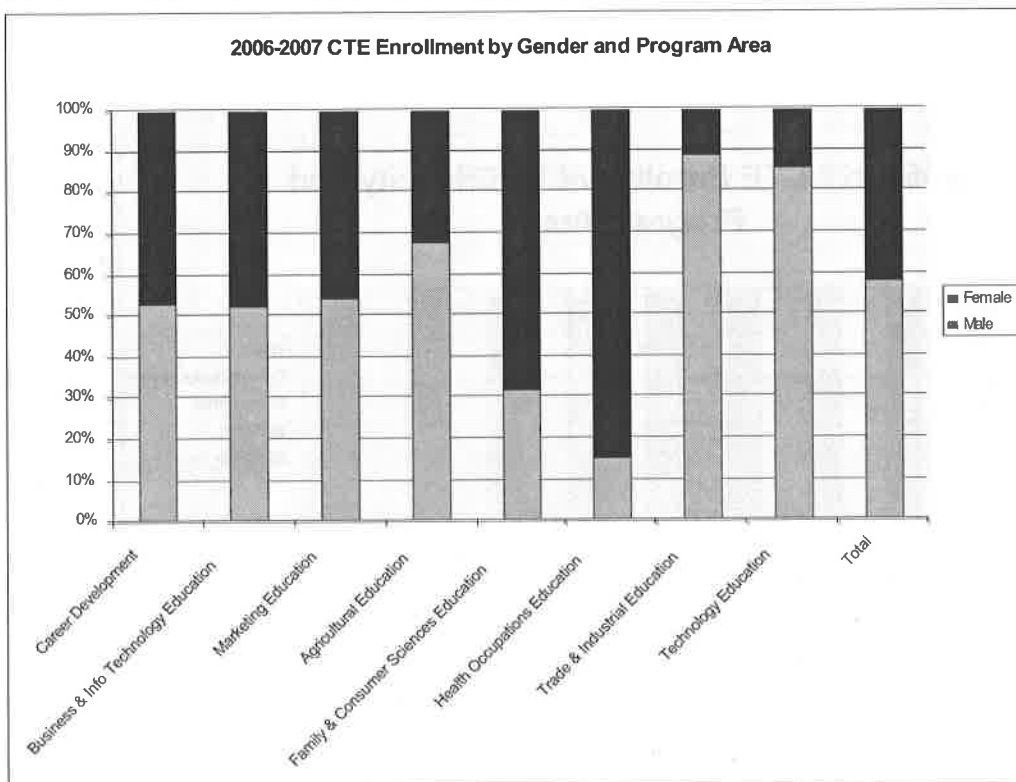
700	"BUSINESS AND INFO TECHNOLOGY"	"6400"	Business Computer Technology	508
700	"BUSINESS AND INFO TECHNOLOGY"	"6511"	Keyboarding	527
700	"AGRICULTURAL EDUCATION"	"6828"	Exploring Biotechnology	0
700	"FAMILY AND CONSUMER SCIENCES"	"7018"	Exploring Life Skills	0
700	"TECHNOLOGY EDUCATION"	"8108"	Exploring Technology Systems	0

row(s) 1 - 7 of 7

# 710 Pender County Schools Gender Grades 9-12 Career and Technical Education



2006-2007	
<b>Gender of all LEA Students</b>	
Male	51.59%
Female	48.41%
<b>Gender of LEA CTE Participants</b>	
Male	58.46%
Female	41.54%



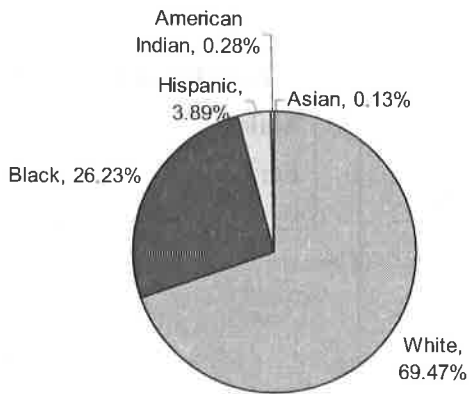
# 710 Pender Schools

## Ethnicity

### Grades 9-12

### Career and Technical Education

**2006-2007 CTE Enrollment by Ethnicity**



**2006-2007**

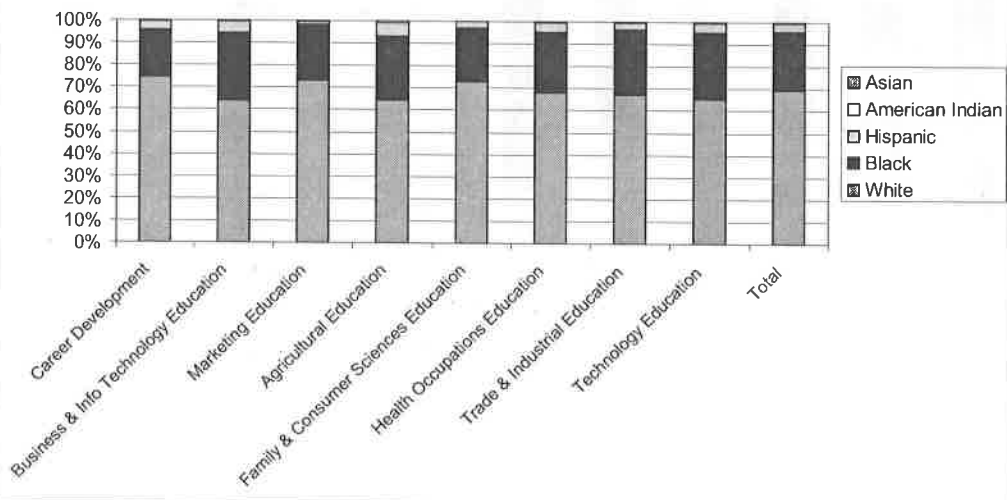
**Ethnicity of all LEA Students**

American Indian	0.34%
Asian	0.26%
Black	25.46%
Hispanic	7.41%
White	66.53%

**Ethnicity of LEA CTE Participants**

American Indian	0.28%
Asian	0.13%
Black	26.23%
Hispanic	3.89%
White	69.47%

**2006-2007 CTE Enrollment by Ethnicity and Program Area**



Search  [Go]

LEA NAME

LEA	INDIAN	ASIAN	HISPANIC	BLACK	WHITE	INDIAN_PCT	ASIAN_PCT	HISP_PCT	BLACK_PCT	WHITE_PCT
"710"	26	20	572	1964	5133	.34	.26	7.41	25.46	66.53

ETHNICITY

GENDER

LEA	MALE	FEMALE	MALE_PCT	FEMALE_PCT
"710"	3980	3735	51.59	48.41

CTE ENROLLMENT BY COURSE GENDER & ETHNICITY

LEA	LEA_NAME	COURSE	PROGRAM AREA	COURSE NAME	ENROLLMENT	MALE_PCT	FEMALE_PCT	AM INDIAN PCT	ASIAN PCT	BLACK PCT	HISP PCT	MULTIRACIAL	WHITE PCT
"710"	"Pender County Schools"	"6810"	"Agricultural Education"	"Agriscience Applications"	48	60.42	39.58	0	0	.33	10.42	0	56.25
"710"	"Pender County Schools"	"6831"	"Agricultural Education"	"Agr Mechanics I"	40	62.5	37.5	0	0	.18	2.5	0	80
"710"	"Pender County Schools"	"6832"	"Agricultural Education"	"Agr Mechanics II"	13	84.62	15.38	0	0	.23	0	0	76.92
"710"	"Pender County Schools"	"6841"	"Agricultural Education"	"Horticulture I"	21	66.67	33.33	0	0	.33	9.52	0	57.14
"710"	"Pender County Schools"	"6842"	"Agricultural Education"	"Horticulture II"	19	84.21	15.79	0	0	.42	5.26	0	52.63
"710"	"Pender County Schools"	"6899"	"Agricultural Education"	"Agricultural Advanced Studies"	2	100	0	50	0	0	0	0	50
"710"	"Pender County Schools"	"6200"	"Business and Information Technology"	"Principles of Business & Personal Finance - BE"	31	58.06	41.94	0	0	0	0	0	100
"710"	"Pender County Schools"	"6235"	"Business and Information Technology"	"Small Business/Entrepreneurship - BE"	63	53.97	46.03	1.59	0	.46	6.35	0	46.03
"710"	"Pender County Schools"	"6411"	"Business and Information Technology"	"Computer Applications I"	179	53.07	46.93	.56	0	.3	3.91	.56	65.36
"710"	"Pender County Schools"	"6412"	"Business and Information Technology"	"Computer Applications II"	61	45.9	54.1	0	0	.26	1.64	4.92	67.21
"710"	"Pender County Schools"	"6514"	"Business and Information Technology"	"Digital Communication Systems"	191	52.88	47.12	0	0	.28	8.38	1.57	61.78
"710"	"Pender County Schools"	"6145"	"Career Development"	"Career Management"	605	58.68	41.32	.5	0	.22	4.96	1.65	71.07
"710"	"Pender County Schools"	"6198"	"Career Development"	"Career Development Internship"	242	39.67	60.33	.41	.41	.13	1.24	1.24	83.47
"710"	"Pender County Schools"	"7015"	"Family & Consumer Sciences Education"	"Teen Living"	112	33.93	66.07	0	0	.21	2.68	1.79	75
"710"	"Pender County Schools"	"7045"	"Family & Consumer Sciences Education"	"Foods I - Fundamentals"	170	35.88	64.12	0	0	.22	2.94	2.94	72.35

"710"	"Pender County Schools"	"7046"	"Family & Consumer Sciences Education"	66	28.79	71.21	0	0	.32	4.55	3.03	60.61
"710"	"Pender County Schools"	"7055"	"Family & Consumer Sciences Education"	26	19.23	80.77	0	0	.04	3.85	3.85	88.46
"710"	"Pender County Schools"	"7065"	"Family & Consumer Sciences Education"	7	0	100	0	0	.14	0	0	85.71
"710"	"Pender County Schools"	"7099"	"Family & Consumer Sciences Education"	6	0	100	0	0	0	0	0	100
"710"	"Pender County Schools"	"7210"	"Health Occupations Education"	25	24	76	0	0	.08	0	0	92
"710"	"Pender County Schools"	"7211"	"Health Occupations Education"	75	17.33	82.67	1.33	0	.21	5.33	2.67	69.33
"710"	"Pender County Schools"	"7212"	"Health Occupations Education"	60	13.33	86.67	0	0	.38	3.33	0	58.33
"710"	"Pender County Schools"	"7221"	"Health Occupations Education"	22	4.55	95.45	0	0	.32	9.09	0	59.09
"710"	"Pender County Schools"	"7299"	"Health Occupations Education"	10	20	80	0	0	0	0	0	100
"710"	"Pender County Schools"	"7399"	"Health Occupations Education"	5	0	100	0	0	.8	0	0	20
"710"	"Pender County Schools"	"6621"	"Marketing Education"	54	55.56	44.44	0	0	.15	1.85	5.56	77.78
"710"	"Pender County Schools"	"6622"	"Marketing Education"	8	75	25	0	0	.13	0	0	87.5
"710"	"Pender County Schools"	"6631"	"Marketing Education"	23	0	100	0	0	.09	0	0	91.1
"710"	"Pender County Schools"	"6645"	"Marketing Education"	23	60.87	39.13	0	0	.17	4.35	0	78.26
"710"	"Pender County Schools"	"6670"	"Marketing Education"	85	65.88	34.12	0	1.18	.35	0	1.8	62.35
"710"	"Pender County Schools"	"6697"	"Marketing Education"	3	0	100	0	0	0	0	33.33	66.67
"710"	"Pender County Schools"	"8110"	"Technology Education"	118	83.05	16.95	0	0	.25	4.24	2.54	68.64
"710"	"Pender County Schools"	"8126"	"Technology Education"	27	96.3	3.7	0	0	.37	11.11	0	51.85
"710"	"Pender County Schools"	"8999"	"Technology Education"	38	86.84	13.16	2.63	0	.32	0	0	65.79
"710"	"Pender County Schools"	"7409"	"Trade & Industrial Education"	9	100	0	0	0	0	0	0	100
"710"	"Pender County Schools"	"7511"	"Trade & Industrial Education"	43	88.37	11.63	0	0	.4	4.65	0	55.81

"710"	"Pender County Schools"	"7512"	"Trade & Industrial Education"	"Automotive Service Technology II"	32	90.63	9.38	0	3.13	.31	9.38	0	56.25
"710"	"Pender County Schools"	"7711"	"Trade & Industrial Education"	"Masonry I"	56	87.5	12.5	0	0	.52	12.5	5.36	30.36
"710"	"Pender County Schools"	"7712"	"Trade & Industrial Education"	"Masonry II"	10	90	10	0	0	.8	10	0	10
"710"	"Pender County Schools"	"7713"	"Trade & Industrial Education"	"Masonry III"	7	100	0	0	0	.14	0	0	85.71
"710"	"Pender County Schools"	"7721"	"Trade & Industrial Education"	"Construction Technology I"	122	89.34	10.66	0	0	.35	1.64	2.46	60.66
"710"	"Pender County Schools"	"7722"	"Trade & Industrial Education"	"Construction Technology II"	49	97.96	2.04	0	0	.08	0	0	91.84
"710"	"Pender County Schools"	"7741"	"Trade & Industrial Education"	"Electrical Trades I"	46	91.3	8.7	0	0	.39	2.17	0	58.7
"710"	"Pender County Schools"	"7742"	"Trade & Industrial Education"	"Electrical Trades II"	20	95	5	0	0	.35	0	0	65
"710"	"Pender County Schools"	"7911"	"Trade & Industrial Education"	"Printing Graphics I"	15	73.33	26.67	0	0	0	6.67	0	93.33
"710"	"Pender County Schools"	"7912"	"Trade & Industrial Education"	"Printing Graphics II"	14	64.29	35.71	0	0	.07	7.14	0	85.71
"710"	"Pender County Schools"	"7921"	"Trade & Industrial Education"	"Drafting I"	147	88.44	11.56	0	.68	.14	3.4	2.04	80.27
"710"	"Pender County Schools"	"7972"	"Trade & Industrial Education"	"Drafting - Engineering II"	30	90	10	0	0	0	0	0	100
"710"	"Pender County Schools"	"7991"	"Trade & Industrial Education"	"Computer Engineering Technology I"	50	88	12	0	0	.42	0	2	56
"710"	"Pender County Schools"	"7992"	"Trade & Industrial Education"	"Computer Engineering Technology II"	33	84.85	15.15	0	0	.36	0	0	63.64

MIDDLE SCHOOL

LEA	Program Name	Course Code	Course Name	Total
710	"CAREER DEVELOPMENT"	"6158"	Exploring Career Decisions	232
710	"BUSINESS AND INFO TECHNOLOGY"	"6208"	Exploring Business Technologies	1085
710	"BUSINESS AND INFO TECHNOLOGY"	"6400"	Business Computer Technology	228
710	"BUSINESS AND INFO TECHNOLOGY"	"6511"	Keyboarding	229
710	"AGRICULTURAL EDUCATION"	"6828"	Exploring Biotechnology	416
710	"FAMILY AND CONSUMER SCIENCES"	"7018"	Exploring Life Skills	312
710	"TECHNOLOGY EDUCATION"	"8108"	Exploring Technology Systems	328



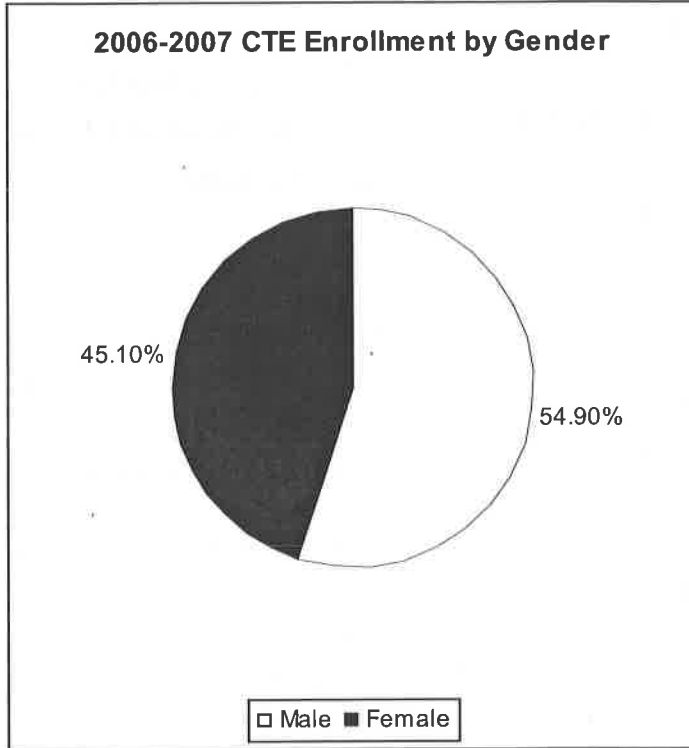


# 720 Perquimans County Schools

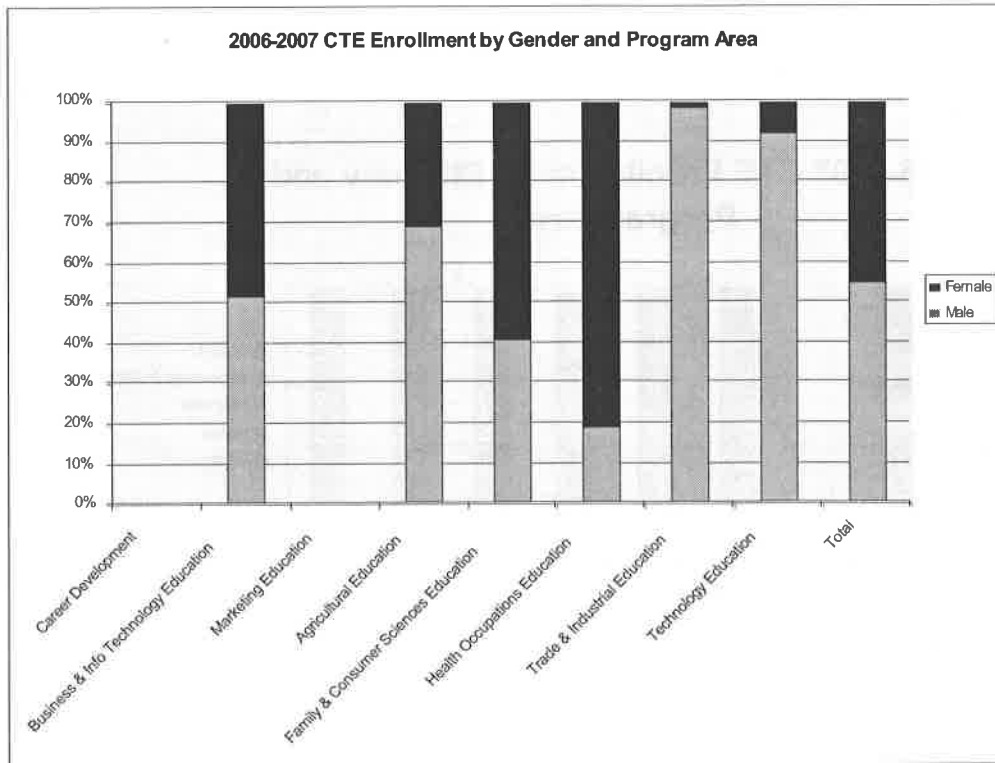
## Gender

### Grades 9-12

### Career and Technical Education

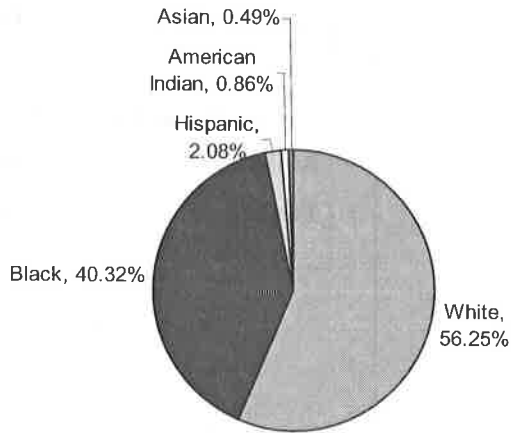


2006-2007	
<b>Gender of all LEA Students</b>	
Male	51.29%
Female	48.71%
<b>Gender of LEA CTE Participants</b>	
Male	54.90%
Female	45.10%



# 720 Perquimans Schools Ethnicity Grades 9-12 Career and Technical Education

**2006-2007 CTE Enrollment by Ethnicity**



**2006-2007**

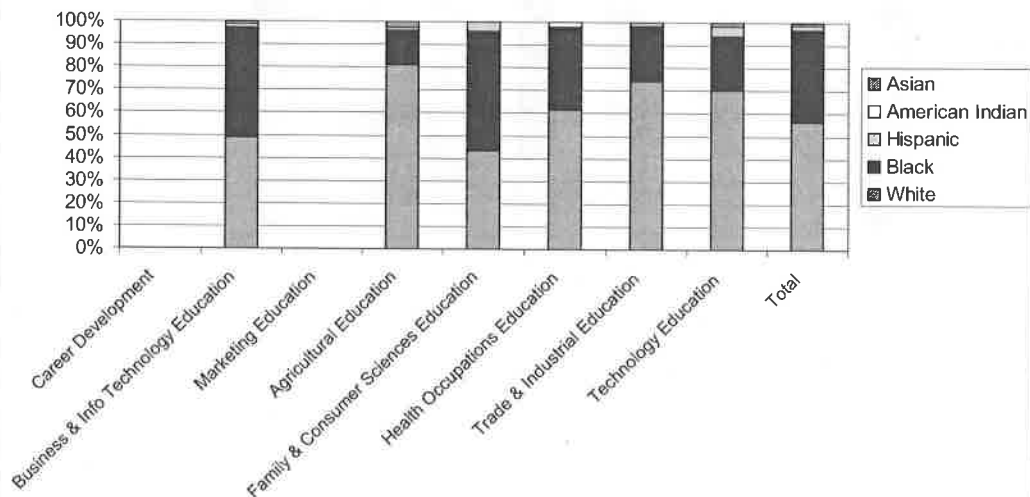
**Ethnicity of all LEA Students**

American Indian	0.40%
Asian	0.52%
Black	33.93%
Hispanic	1.78%
White	63.37%

**Ethnicity of LEA CTE Participants**

American Indian	0.86%
Asian	0.49%
Black	40.32%
Hispanic	2.08%
White	56.25%

**2006-2007 CTE Enrollment by Ethnicity and Program Area**



Search  [Go]

LEA NAME

**ETHNICITY**

LEA	INDIAN	ASIAN	HISPANIC	BLACK	WHITE	INDIAN_PCT	ASIAN_PCT	HISP_PCT	BLACK_PCT	WHITE_PCT
"720"	7	9	31	590	1102	.4	.52	1.78	33.93	63.37

**GENDER**

LEA	MALE	FEMALE	MALE_PCT	FEMALE_PCT
"720"	892	847	51.29	48.71

**CTE ENROLLMENT BY COURSE GENDER & ETHNICITY**

LEA	LEA_NAME	COURSE	PROGRAM AREA	COURSE NAME	ENROLLMENT	MALE PCT	FEMALE PCT	AM INDIAN PCT	ASIAN PCT	BLACK PCT	HISP PCT	MULTIRACIAL	WHITE PCT
"720"	Perquimans County Schools	"7210"	"Health Occupations Education"	"Health Team Relations"	45	20	80	0	0	.36	2.22	0	62.22
"720"	Perquimans County Schools	"7221"	"Health Occupations Education"	"Medical Sciences I"	33	27.27	72.73	3.03	0	.3	0	0	66.67
"720"	Perquimans County Schools	"7222"	"Health Occupations Education"	"Medical Sciences II"	13	0	100	0	0	.54	0	0	46.15
"720"	Perquimans County Schools	"7399"	"Health Occupations Education"	"Community College Health"	8	12.5	87.5	12.5	0	.25	0	0	62.5
"720"	Perquimans County Schools	"8011"	"Technology Education"	"Principles of Technology I"	41	92.68	7.32	0	2.44	.22	2.44	0	73.17
"720"	Perquimans County Schools	"8012"	"Technology Education"	"Principles of Technology II"	15	93.33	6.67	0	0	.4	6.67	0	53.33
"720"	Perquimans County Schools	"8999"	"Technology Education"	"Community College Technology Education"	8	87.5	12.5	0	0	0	12.5	0	87.5
"720"	Perquimans County Schools	"7511"	"Trade & Industrial Education"	"Automotive Service Technology I"	28	96.43	3.57	0	0	.32	3.57	0	64.29
"720"	Perquimans County Schools	"7512"	"Trade & Industrial Education"	"Automotive Service Technology II"	20	100	0	0	0	.1	0	0	90
"720"	Perquimans County Schools	"7513"	"Trade & Industrial Education"	"Automotive Service Technology III"	3	100	0	0	0	.33	0	0	66.67
"720"	Perquimans County Schools	"7921"	"Trade & Industrial Education"	"Drafting I"	6	100	0	0	0	.5	0	0	50
"720"	Perquimans County Schools	"7962"	"Trade & Industrial Education"	"Drafting - Architectural II"	8	100	0	0	0	.13	0	0	87.5
"720"	Perquimans County Schools	"6821"	"Agricultural Education"	"Animal Science I"	13	61.54	38.46	0	0	.08	0	0	92.31
"720"	Perquimans County Schools	"6823"	"Agricultural Education"	"Animal Science II - Small Animals"	20	75	25	0	5	.1	0	0	85

"720"	"Perquimans County Schools"	"6825"	"Agricultural Education"	"Equine Science I"	11	63.64	36.36	0	0	.09	0	0	90.91
"720"	"Perquimans County Schools"	"6826"	"Agricultural Education"	"Equine Science II"	1	0	100	0	0	0	0	0	100
"720"	"Perquimans County Schools"	"6851"	"Agricultural Education"	"Environmental & Natural Resources Studies I"	33	72.73	27.27	3.03	3.03	.24	0	0	69.7
"720"	"Perquimans County Schools"	"6215"	"Business and Information Technology"	"Business Law"	44	43.18	56.82	0	0	.57	0	0	43.18
"720"	"Perquimans County Schools"	"6411"	"Business and Information Technology"	"Computer Applications I"	155	56.13	43.87	1.29	.65	.45	1.29	1.29	50.97
"720"	"Perquimans County Schools"	"6412"	"Business and Information Technology"	"Computer Applications II"	46	45.65	54.35	0	0	.5	4.35	0	45.65
"720"	"Perquimans County Schools"	"6514"	"Business and Information Technology"	"Digital Communication Systems"	144	53.47	46.53	1.39	0	.47	2.08	0	49.31
"720"	"Perquimans County Schools"	"6599"	"Business and Information Technology"	"Business Advanced Studies"	3	0	100	0	0	.67	0	0	33.33
"720"	"Perquimans County Schools"	"7015"	"Family & Consumer Sciences Education"	"Teen Living"	83	49.4	50.6	0	0	.52	3.61	0	44.58
"720"	"Perquimans County Schools"	"7065"	"Family & Consumer Sciences Education"	"Parenting and Child Development"	35	20	80	0	0	.51	5.71	2.86	40

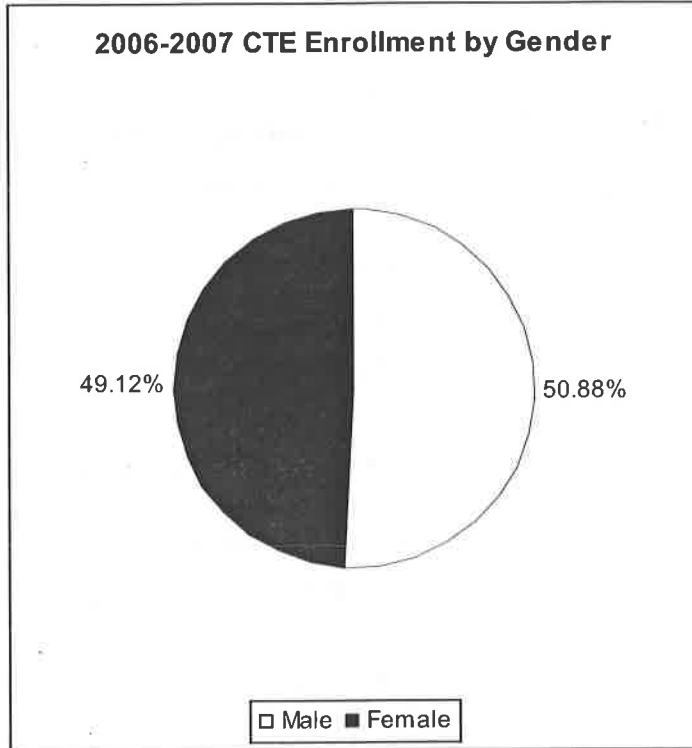
1 - 24

MIDDLE SCHOOL

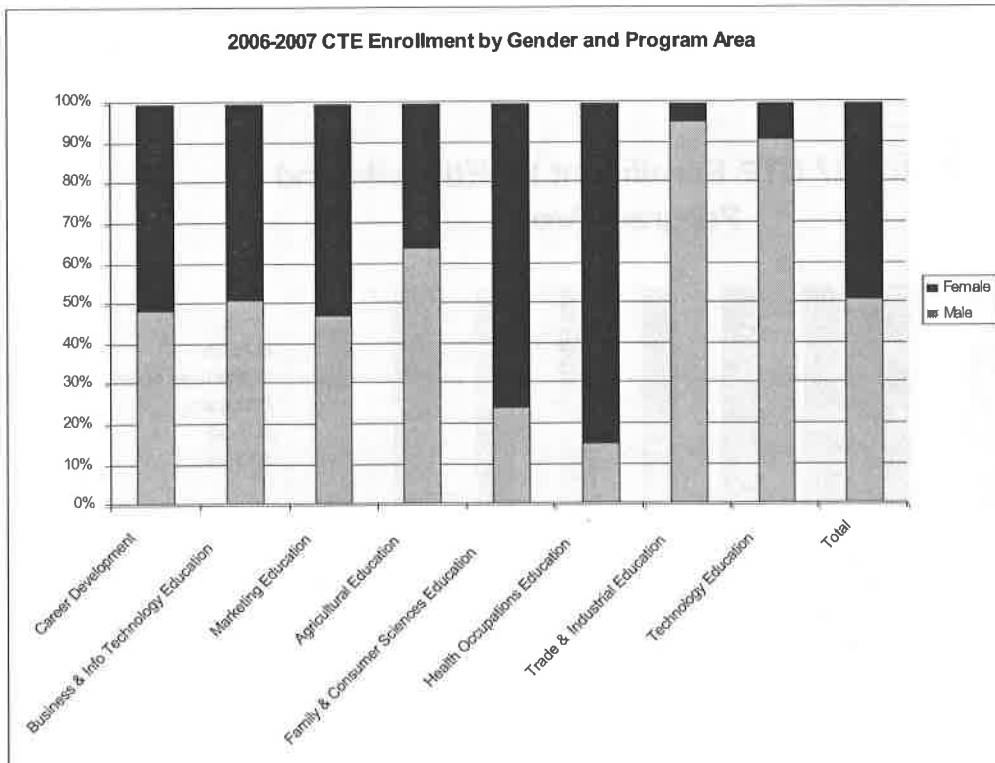
LEA	Program Name	Course Code	Course Name	Total
720	"CAREER DEVELOPMENT"	"6158"	Exploring Career Decisions	146
720	"BUSINESS AND INFO TECHNOLOGY"	"6208"	Exploring Business Technologies	151
720	"BUSINESS AND INFO TECHNOLOGY"	"6400"	Business Computer Technology	143
720	"BUSINESS AND INFO TECHNOLOGY"	"6511"	Keyboarding	143
720	"TECHNOLOGY EDUCATION"	"8108"	Exploring Technology Systems	184

row(s) 1 - 5 of 5

# 730 Person County Schools Gender Grades 9-12 Career and Technical Education

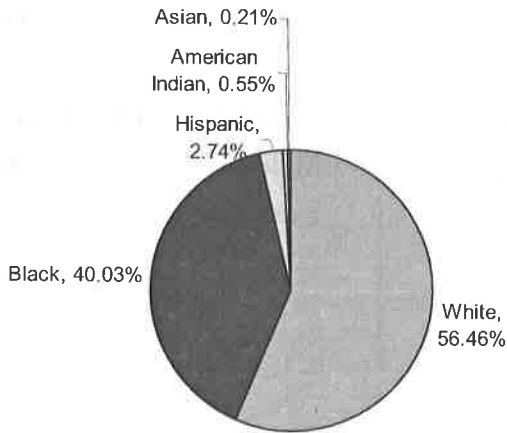


2006-2007	
<b>Gender of all LEA Students</b>	
Male	51.10%
Female	48.90%
<b>Gender of LEA CTE Participants</b>	
Male	50.88%
Female	49.12%



# 730 Person Schools Ethnicity Grades 9-12 Career and Technical Education

**2006-2007 CTE Enrollment by Ethnicity**



**2006-2007**

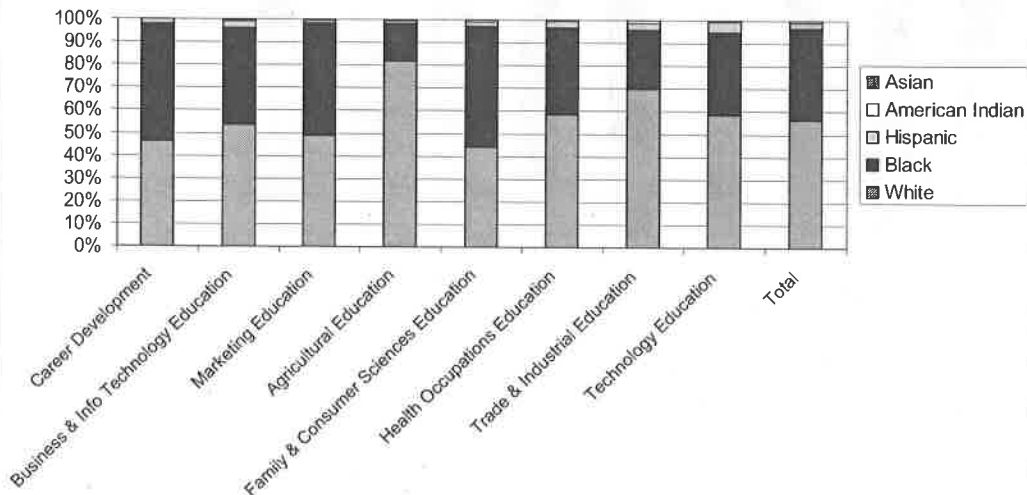
**Ethnicity of all LEA Students**

American Indian	0.49%
Asian	0.35%
Black	38.66%
Hispanic	5.01%
White	55.48%

**Ethnicity of LEA CTE Participants**

American Indian	0.55%
Asian	0.21%
Black	40.03%
Hispanic	2.74%
White	56.46%

**2006-2007 CTE Enrollment by Ethnicity and Program Area**



Search

LEA NAME "Person County Schools"

ETHNICITY

LEA	INDIAN	ASIAN	HISPANIC	BLACK	WHITE	INDIAN_PCT	ASIAN_PCT	HISP_PCT	BLACK_PCT	WHITE_PCT
"730"	28	20	284	2190	3143	.49	.35	5.01	38.66	55.48

GENDER

LEA	MALE	FEMALE	MALE_PCT	FEMALE_PCT
"730"	2895	2770	51.1	48.9

CTE ENROLLMENT BY COURSE GENDER & ETHNICITY

LEA	LEA_NAME	COURSE	PROGRAM AREA	COURSE NAME	ENROLLMENT	MALE_PCT	FEMALE_PCT	AM INDIAN PCT	ASIAN PCT	BLACK PCT	HISP PCT	MULTIRACIAL	WHITE PCT
"730"	"Person County Schools"	"6810"	"Agricultural Education"	"Agriscience Applications"	60	55	45	0	0	.23	1.67	0	75
"730"	"Person County Schools"	"6851"	"Agricultural Education"	"Environmental & Natural Resources Studies I"	77	71.43	28.57	0	0	.13	1.3	0	85.71
"730"	"Person County Schools"	"6852"	"Agricultural Education"	"Environmental & Natural Resources Studies II"	25	64	36	4	0	.08	0	0	88
"730"	"Person County Schools"	"6899"	"Agricultural Education"	"Agricultural Advanced Studies"	9	55.56	44.44	0	0	.22	0	0	77.78
"730"	"Person County Schools"	"6200"	"Business and Information Technology"	"Principles of Business & Personal Finance - BE"	68	45.59	54.41	0	0	.5	1.47	1.47	47.06
"730"	"Person County Schools"	"6215"	"Business and Information Technology"	"Business Law"	22	59.09	40.91	0	0	.55	0	0	45.45
"730"	"Person County Schools"	"6311"	"Business and Information Technology"	"Computerized Accounting I"	16	37.5	62.5	0	6.25	.25	0	0	68.75
"730"	"Person County Schools"	"6312"	"Business and Information Technology"	"Computerized Accounting II"	3	0	100	0	0	.33	0	0	66.67
"730"	"Person County Schools"	"6411"	"Business and Information Technology"	"Computer Applications I"	508	51.18	48.82	.79	.39	.39	3.74	.79	55.51
"730"	"Person County Schools"	"6412"	"Business and Information Technology"	"Computer Applications II"	59	49.15	50.85	0	0	.46	0	0	54.24
"730"	"Person County Schools"	"6421"	"Business and Information Technology"	"Computer Programming I - VB.NET"	3	100	0	0	0	0	0	0	100
"730"	"Person County Schools"	"6514"	"Business and Information Technology"	"Digital Communication Systems"	99	58.59	41.41	0	0	.51	4.04	1.01	44.44
"730"	"Person County Schools"	"6145"	"Career Development"	"Career Management"	101	48.51	51.49	0	0	.5	1.98	.99	46.53
"730"	"Person County Schools"	"7015"	"Family & Consumer Sciences Education"	"Teen Living"	151	27.15	72.85	1.32	0	.46	2.65	0	50.33
"730"	"Person County Schools"	"7035"	"Family & Consumer Sciences Education"	"Apparel Devel I"	25	0	100	0	0	.8	4	0	16

"730"	"Person County Schools"	"7045"	"Family & Consumer Sciences Education"	127	32.28	67.72	.79	0	.56	2.36	0	40.94
"730"	"Person County Schools"	"7046"	"Family & Consumer Sciences Education"	48	14.58	85.42	2.08	0	5	0	0	47.92
"730"	"Person County Schools"	"7065"	"Family & Consumer Sciences Education"	129	13.18	86.82	0	0	.6	2.33	.78	37.21
"730"	"Person County Schools"	"7085"	"Family & Consumer Sciences Education"	93	41.94	58.06	0	0	.46	1.08	2.15	50.54
"730"	"Person County Schools"	"7199"	"Family & Consumer Sciences Education"	41	9.76	90.24	0	0	.44	4.88	0	51.22
"730"	"Person County Schools"	"7200"	"Health Occupations Education"	136	18.38	81.62	0	.74	.3	1.47	.74	66.91
"730"	"Person County Schools"	"7210"	"Health Occupations Education"	180	18.89	81.11	.56	.56	.39	3.33	.56	55.56
"730"	"Person County Schools"	"7221"	"Health Occupations Education"	79	10.13	89.87	0	0	.3	2.53	2.53	64.56
"730"	"Person County Schools"	"7222"	"Health Occupations Education"	70	10	90	0	0	.36	7.14	1.43	55.71
"730"	"Person County Schools"	"7399"	"Health Occupations Education"	55	7.27	92.73	0	0	.58	1.82	0	40
"730"	"Person County Schools"	"6615"	"Marketing Education"	61	50.82	49.18	0	0	.57	4.92	0	37.7
"730"	"Person County Schools"	"6621"	"Marketing Education"	54	53.7	46.3	0	1.85	.46	0	1.85	50
"730"	"Person County Schools"	"6622"	"Marketing Education"	21	61.9	38.1	0	4.76	.29	0	0	66.67
"730"	"Person County Schools"	"6631"	"Marketing Education"	77	16.88	83.12	0	0	.53	1.3	1.3	44.16
"730"	"Person County Schools"	"6645"	"Marketing Education"	18	55.56	44.44	0	0	.39	0	0	61.11
"730"	"Person County Schools"	"6670"	"Marketing Education"	82	64.63	35.37	0	0	.45	0	1.22	53.66
"730"	"Person County Schools"	"6699"	"Marketing Education"	3	0	100	0	0	.33	0	0	66.67
"730"	"Person County Schools"	"8011"	"Technology Education"	16	100	0	6.25	0	.38	0	0	56.25
"730"	"Person County Schools"	"8012"	"Technology Education"	3	66.67	33.33	0	0	.67	0	0	33.33
"730"	"Person County Schools"	"8110"	"Technology Education"	82	86.59	13.41	0	0	.39	4.88	1.22	54.88
"730"	"Person County Schools"	"8125"	"Technology Education"	26	73.08	26.92	0	0	.69	3.85	3.85	23.08



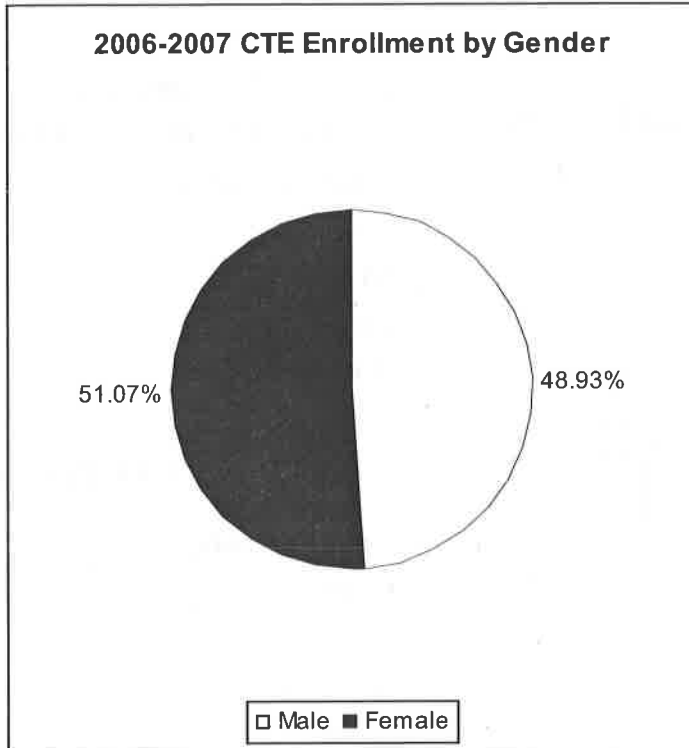
"730"	"Person County Schools"	"8999"	"Technology Education"	"Community College Technology Education"	87	98.85	1.15	0	0	.18	5.75	2.3	73.56
"730"	"Person County Schools"	"7400"	"Trade & Industrial Education"	"Intro. to Trade & Industrial Education"	72	98.61	1.39	1.39	0	.25	9.72	0	63.89
"730"	"Person County Schools"	"7512"	"Trade & Industrial Education"	"Automotive Service Technology I"	33	100	0	0	0	.27	3.03	3.03	66.67
"730"	"Person County Schools"	"7513"	"Trade & Industrial Education"	"Automotive Service Technology III"	8	100	0	0	0	.13	0	0	87.5
"730"	"Person County Schools"	"7641"	"Trade & Industrial Education"	"Metals Manufacturing I"	65	98.46	1.54	1.54	0	.17	4.62	0	76.92
"730"	"Person County Schools"	"7642"	"Trade & Industrial Education"	"Metals Manufacturing II"	13	100	0	0	0	.15	0	7.69	76.92
"730"	"Person County Schools"	"7711"	"Trade & Industrial Education"	"Masonry I"	70	100	0	1.43	0	.37	1.43	2.86	57.14
"730"	"Person County Schools"	"7712"	"Trade & Industrial Education"	"Masonry II"	38	100	0	2.63	0	.29	2.63	2.63	63.16
"730"	"Person County Schools"	"7721"	"Trade & Industrial Education"	"Construction Technology I"	51	100	0	1.96	0	.16	0	7.84	74.51
"730"	"Person County Schools"	"7722"	"Trade & Industrial Education"	"Construction Technology II"	30	93.33	6.67	3.33	0	.23	3.33	0	70
"730"	"Person County Schools"	"7741"	"Trade & Industrial Education"	"Electrical Trades I"	51	96.08	3.92	0	0	.35	0	1.96	62.75
"730"	"Person County Schools"	"7742"	"Trade & Industrial Education"	"Electrical Trades II"	11	100	0	9.09	0	.27	0	0	63.64
"730"	"Person County Schools"	"7921"	"Trade & Industrial Education"	"Drafting I"	84	84.52	15.48	0	0	.2	4.76	0	75
"730"	"Person County Schools"	"7962"	"Trade & Industrial Education"	"Drafting - Architectural II"	29	82.76	17.24	0	0	.1	0	3.45	86.21
"730"	"Person County Schools"	"7963"	"Trade & Industrial Education"	"Drafting - Architectural III"	5	80	20	0	0	0	0	0	100
"730"	"Person County Schools"	"7999"	"Trade & Industrial Education"	"Trade & Industrial Advanced Studies"	6	100	0	0	0	.17	0	0	83.33

MIDDLE SCHOOL

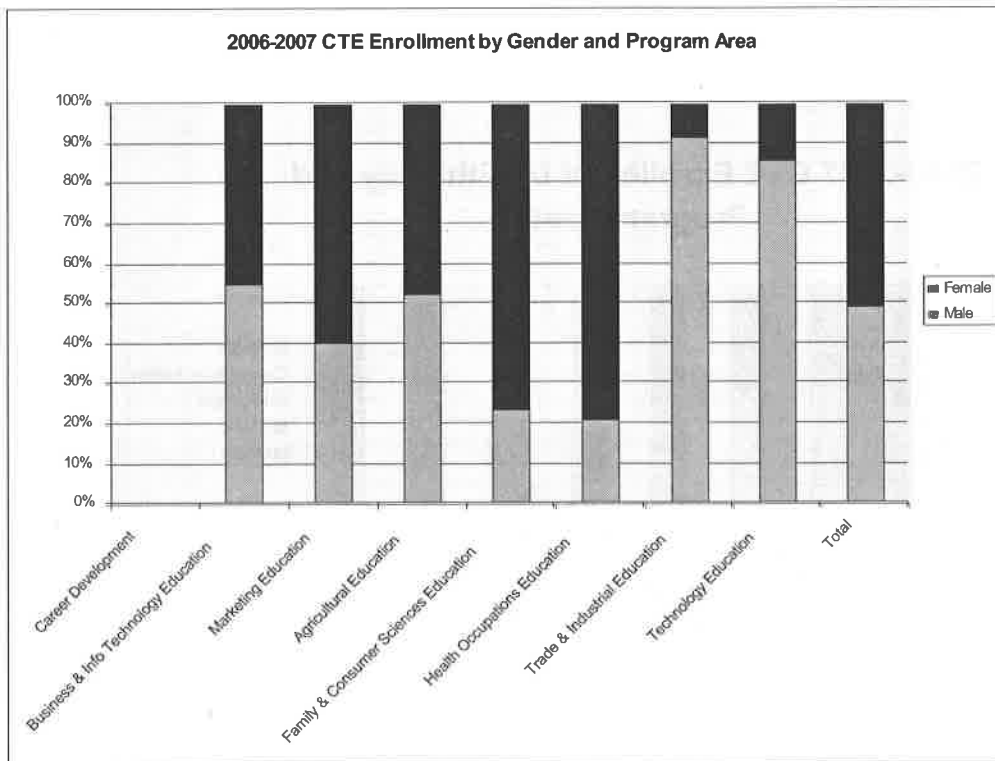
LEA	Program Name	Course Code	Course Name	Total
730	"CAREER DEVELOPMENT"	"6158"	Exploring Career Decisions	213
730	"BUSINESS AND INFO TECHNOLOGY"	"6208"	Exploring Business Technologies	81
730	"BUSINESS AND INFO TECHNOLOGY"	"6400"	Business Computer Technology	341
730	"BUSINESS AND INFO TECHNOLOGY"	"6511"	Keyboarding	334
730	"AGRICULTURAL EDUCATION"	"6828"	Exploring Biotechnology	165
730	"FAMILY AND CONSUMER SCIENCES"	"7018"	Exploring Life Skills	125



# 740 Pitt County Schools Gender Grades 9-12 Career and Technical Education

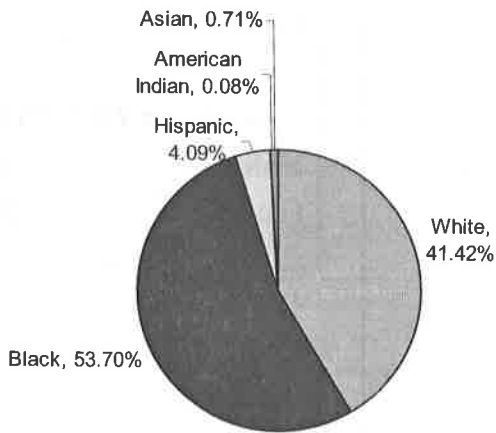


2006-2007	
<b>Gender of all LEA Students</b>	
Male	51.14%
Female	48.86%
<b>Gender of LEA CTE Participants</b>	
Male	48.93%
Female	51.07%



# 740 Pitt Schools Ethnicity Grades 9-12 Career and Technical Education

**2006-2007 CTE Enrollment by Ethnicity**



**2006-2007**

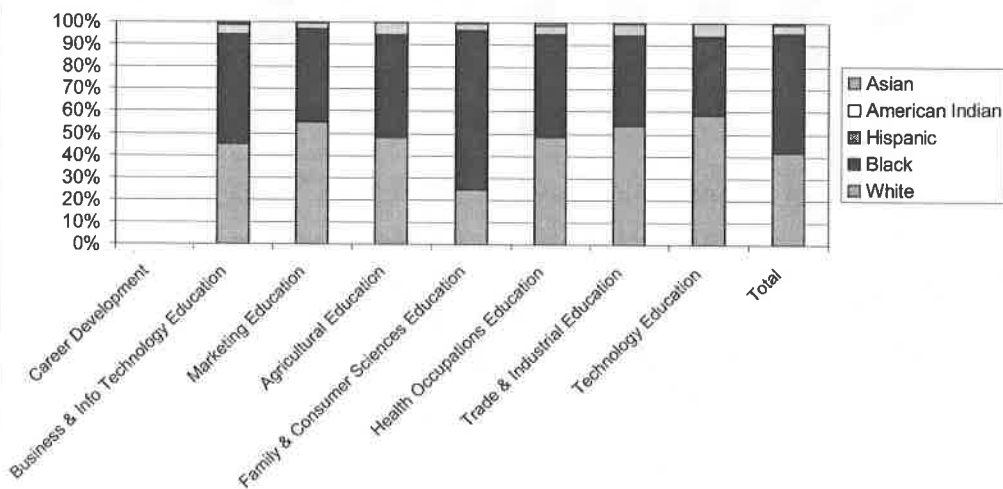
**Ethnicity of all LEA Students**

American Indian	0.15%
Asian	1.25%
Black	52.26%
Hispanic	6.08%
White	40.25%

**Ethnicity of LEA CTE Participants**

American Indian	0.08%
Asian	0.71%
Black	53.70%
Hispanic	4.09%
White	41.42%

**2006-2007 CTE Enrollment by Ethnicity and Program Area**



Search [740] [Go]

LEA NAME "Pitt County Schools"

ETHNICITY

LEA	INDIAN	ASIAN	HISPANIC	BLACK	WHITE	INDIAN_PCT	ASIAN_PCT	HISP_PCT	BLACK_PCT	WHITE_PCT
"740"	34	283	1374	11810	9096	.15	1.25	6.08	52.26	40.25

GENDER

LEA	MALE	FEMALE	MALE_PCT	FEMALE_PCT
"740"	11555	11042	51.14	48.86

CTE ENROLLMENT BY COURSE GENDER & ETHNICITY

LEA	LEA_NAME	COURSE	PROGRAM AREA	COURSE NAME	ENROLLMENT	MALE_PCT	FEMALE_PCT	AM INDIAN PCT	ASIAN PCT	BLACK PCT	HISP PCT	MULTIRACIAL	WHITE PCT
"740"	"Pitt County Schools"	"6809"	"Agricultural Education"	"(Agriculture) Local Specialized Course"	16	6.25	93.75	0	0	.38	0	0	62.5
"740"	"Pitt County Schools"	"6810"	"Agricultural Education"	"Agriscience Applications"	62	56.45	43.55	0	0	.63	6.45	0	30.65
"740"	"Pitt County Schools"	"6841"	"Agricultural Education"	"Horticulture I"	74	62.16	37.84	0	0	.41	6.76	1.35	51.35
"740"	"Pitt County Schools"	"6842"	"Agricultural Education"	"Horticulture II"	31	48.39	51.61	0	0	.26	6.45	3.23	64.52
"740"	"Pitt County Schools"	"6999"	"Agricultural Education"	"Community College Agriculture"	8	37.5	62.5	0	0	.38	0	0	62.5
"740"	"Pitt County Schools"	"6200"	"Business and Information Technology"	"Principles of Business & Personal Finance - BE"	216	61.11	38.89	.46	2.31	.6	4.17	.93	31.94
"740"	"Pitt County Schools"	"6215"	"Business and Information Technology"	"Business Law"	116	50.86	49.14	0	.86	.6	0	1.72	37.07
"740"	"Pitt County Schools"	"6235"	"Business and Information Technology"	"Small Business/Entrepreneurship I"	95	63.16	36.84	0	2.11	.55	0	1.05	42.11
"740"	"Pitt County Schools"	"6311"	"Business and Information Technology"	"Computerized Accounting I"	18	72.22	27.78	0	0	.78	0	0	22.22
"740"	"Pitt County Schools"	"6312"	"Business and Information Technology"	"Computerized Accounting II"	14	50	50	0	0	.64	14.29	0	21.43
"740"	"Pitt County Schools"	"6341"	"Business and Information Technology"	"Networking I - BE"	24	87.5	12.5	0	4.17	.17	0	4.17	75
"740"	"Pitt County Schools"	"6345"	"Business and Information Technology"	"Network Administration II - Linux"	4	75	25	0	0	0	0	0	100
"740"	"Pitt County Schools"	"6411"	"Business and Information Technology"	"Computer Applications I"	1464	51.64	48.36	.14	.89	.47	5.26	1.5	44.81
"740"	"Pitt County Schools"	"6412"	"Business and Information Technology"	"Computer Applications II"	381	57.74	42.26	0	1.05	.43	4.46	1.05	50.92
"740"	"Pitt County Schools"	"6415"	"Business and Information Technology"	"e-Commerce I"	97	61.86	38.14	0	0	.39	2.06	2.06	56.7
"740"	"Pitt County Schools"	"6416"	"Business and Information Technology"	"e-Commerce II"	12	83.33	16.67	8.33	0	.25	0	0	66.67

"740"	"Pitt County Schools"	"6421"	"Business and Information Technology"	"Computer Programming I - VB.NET"	12	75	25	0	0	.5	0	0	50
"740"	"Pitt County Schools"	"6597"	"Business and Information Technology"	"Business Cooperative Program"	2	100	0	0	0	0	0	0	100
"740"	"Pitt County Schools"	"6599"	"Business and Information Technology"	"Business Advanced Studies"	3	66.67	33.33	0	0	0	0	0	100
"740"	"Pitt County Schools"	"7015"	"Family & Consumer Sciences Education"	"Teen Living"	421	36.34	63.66	0	48	.76	4.99	1.19	17.81
"740"	"Pitt County Schools"	"7035"	"Family & Consumer Sciences Education"	"Apparel Devel I"	154	4.55	95.45	0	65	.56	1.3	1.3	40.26
"740"	"Pitt County Schools"	"7036"	"Family & Consumer Sciences Education"	"Apparel Devel II"	57	3.51	96.49	0	0	.6	5.26	3.51	31.58
"740"	"Pitt County Schools"	"7045"	"Family & Consumer Sciences Education"	"Foods I - Fundamentals"	781	38.28	61.72	.13	64	.7	2.69	1.15	25.48
"740"	"Pitt County Schools"	"7046"	"Family & Consumer Sciences Education"	"Foods II - Advanced"	317	24.92	75.08	0	0	.76	3.47	.32	20.19
"740"	"Pitt County Schools"	"7055"	"Family & Consumer Sciences Education"	"Housing & Interiors I"	108	10.19	89.81	0	1.85	.43	1.85	.93	52.78
"740"	"Pitt County Schools"	"7056"	"Family & Consumer Sciences Education"	"Housing & Interiors II"	28	0	100	0	0	.29	0	0	71.43
"740"	"Pitt County Schools"	"7065"	"Family & Consumer Sciences Education"	"Parenting and Child Development"	493	10.55	89.45	0	41	.73	3.85	1.62	21.5
"740"	"Pitt County Schools"	"7111"	"Family & Consumer Sciences Education"	"Early Childhood Education I"	132	.76	99.24	0	.76	.79	.76	.76	18.94
"740"	"Pitt County Schools"	"7112"	"Family & Consumer Sciences Education"	"Early Childhood Education II"	62	0	100	0	0	.87	1.61	0	11.29
"740"	"Pitt County Schools"	"7121"	"Family & Consumer Sciences Education"	"Culinary Arts and Hospitality I"	33	24.24	75.76	0	0	.97	0	0	3.03
"740"	"Pitt County Schools"	"7122"	"Family & Consumer Sciences Education"	"Culinary Arts and Hospitality II"	7	28.57	71.43	0	0	1	0	0	0
"740"	"Pitt County Schools"	"7199"	"Family & Consumer Sciences Education"	"Family & Consumer Sciences Advanced Studies"	4	50	50	0	0	.5	0	0	50
"740"	"Pitt County Schools"	"7200"	"Health Occupations Education"	"Biomedical Technology"	226	21.68	78.32	0	2.21	.42	4.42	2.65	48.67
"740"	"Pitt County Schools"	"7210"	"Health Occupations Education"	"Health Team Relations"	383	20.37	79.63	0	.78	.51	3.92	2.09	42.3
"740"	"Pitt County Schools"	"7211"	"Health Occupations Education"	"Allied Health Sciences I"	68	16.18	83.82	0	5.88	.5	1.47	1.47	41.18
"740"	"Pitt County Schools"	"7212"	"Health Occupations Education"	"Allied Health Sciences II"	83	12.05	87.95	0	1.2	.41	3.61	2.41	51.81
"740"	"Pitt County Schools"	"7221"	"Health Occupations Education"	"Medical Sciences I"	88	26.14	73.86	0	0	.25	4.55	1.14	69.32
"740"	"Pitt County Schools"	"7222"	"Health Occupations Education"	"Medical Sciences II"	70	28.57	71.43	0	0	.39	2.86	1.43	57.14
"740"	"Pitt County Schools"	"7296"	"Health Occupations Education"	"Health Science Apprenticeship Program"	1	0	100	0	0	1	0	0	0
"740"	"Pitt County Schools"	"7298"	"Health Occupations Education"	"Health Careers Internship"	2	0	100	0	0	.5	0	0	50
"740"	"Pitt County Schools"	"6621"	"Marketing Education"	"Marketing"	92	45.65	54.35	0	0	.47	2.17	1.09	50
"740"	"Pitt County Schools"	"6631"	"Marketing Education"	"Fashion Merchandising"	117	2.56	97.44	0	1.71	.47	5.13	.85	45.3
"740"	"Pitt County Schools"	"6645"	"Marketing Education"	"Travel/Tourism & Recreation Marketing"	15	40	60	0	0	.13	0	0	86.67
"740"	"Pitt County Schools"	"6670"	"Marketing Education"	"Sports & Entertainment Marketing I"	88	81.82	18.18	0	0	.34	0	2.27	63.64

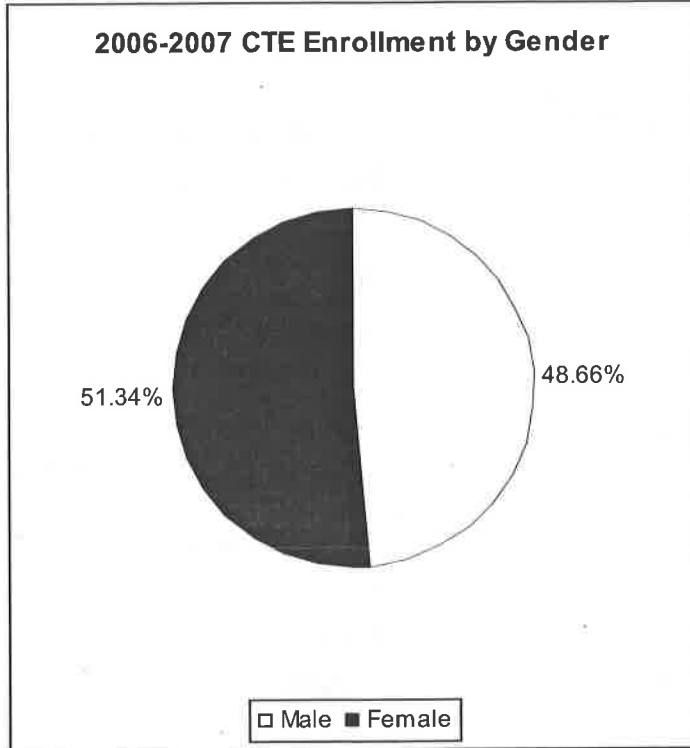
"740"	"Pitt County Schools"	"6697"	"Marketing Education"	"Marketing Cooperative Program"	14	50	50	0	0	.36	0	0	64.29
"740"	"Pitt County Schools"	"6699"	"Marketing Education"	"Marketing Advanced Studies"	4	75	25	0	0	0	0	0	100
"740"	"Pitt County Schools"	"8999"	"Technology Education"	"Community College Technology Education"	99	85.86	14.14	0	0	.35	6.06	0	56.59
"740"	"Pitt County Schools"	"7400"	"Trade & Industrial Education"	"Intro. to Trade & Industrial Education"	2	50	50	0	0	.5	50	0	0
"740"	"Pitt County Schools"	"7511"	"Trade & Industrial Education"	"Automotive Service Technology I"	283	92.58	7.42	0	.71	.49	6.71	1.41	41.7
"740"	"Pitt County Schools"	"7512"	"Trade & Industrial Education"	"Automotive Service Technology II"	184	93.48	6.52	0	0	.33	4.35	1.63	61.41
"740"	"Pitt County Schools"	"7513"	"Trade & Industrial Education"	"Automotive Service Technology III"	64	95.31	4.69	0	0	.22	1.56	0	76.56
"740"	"Pitt County Schools"	"7621"	"Trade & Industrial Education"	"Furniture and Cabinetmaking I"	91	98.9	1.1	0	0	.42	1.1	2.2	54.95
"740"	"Pitt County Schools"	"7622"	"Trade & Industrial Education"	"Furniture and Cabinetmaking II"	18	100	0	0	0	.22	5.56	0	72.22
"740"	"Pitt County Schools"	"7661"	"Trade & Industrial Education"	"Welding Technology I"	12	100	0	0	0	.08	0	0	91.67
"740"	"Pitt County Schools"	"7711"	"Trade & Industrial Education"	"Masonry I"	69	94.2	5.8	0	0	.71	2.9	2.9	23.19
"740"	"Pitt County Schools"	"7712"	"Trade & Industrial Education"	"Masonry II"	25	100	0	0	0	.92	4	0	4
"740"	"Pitt County Schools"	"7721"	"Trade & Industrial Education"	"Construction Technology I"	352	92.9	7.1	0	.57	.45	6.82	1.14	46.31
"740"	"Pitt County Schools"	"7722"	"Trade & Industrial Education"	"Construction Technology II"	149	97.99	2.01	0	0	.34	4.03	1.34	60.4
"740"	"Pitt County Schools"	"7723"	"Trade & Industrial Education"	"Construction Technology III"	33	100	0	0	0	.36	3.03	0	60.61
"740"	"Pitt County Schools"	"7741"	"Trade & Industrial Education"	"Electrical Trades I"	35	97.14	2.86	0	0	.43	8.57	0	48.57
"740"	"Pitt County Schools"	"7742"	"Trade & Industrial Education"	"Electrical Trades II"	10	100	0	0	0	.4	30	0	30
"740"	"Pitt County Schools"	"7911"	"Trade & Industrial Education"	"Printing Graphics I"	142	69.72	30.28	0	0	.42	7.75	0	50.7
"740"	"Pitt County Schools"	"7912"	"Trade & Industrial Education"	"Printing Graphics II"	39	79.49	20.51	0	0	.44	5.13	0	51.28
"740"	"Pitt County Schools"	"7921"	"Trade & Industrial Education"	"Drafting I"	115	89.57	10.43	0	.87	.22	6.09	0	71.3
"740"	"Pitt County Schools"	"7962"	"Trade & Industrial Education"	"Drafting - Architectural II"	52	90.38	9.62	0	0	.13	1.92	1.92	82.69
"740"	"Pitt County Schools"	"7963"	"Trade & Industrial Education"	"Drafting - Architectural III"	10	90	10	0	0	.1	0	0	90
"740"	"Pitt County Schools"	"7972"	"Trade & Industrial Education"	"Drafting - Engineering II"	11	81.82	18.18	0	0	.45	0	0	54.55
"740"	"Pitt County Schools"	"7991"	"Trade & Industrial Education"	"Computer Engineering Technology I"	45	86.67	13.33	4.44	0	.24	4.44	0	66.67
"740"	"Pitt County Schools"	"7992"	"Trade & Industrial Education"	"Computer Engineering Technology II"	13	100	0	0	0	0	0	0	100
"740"	"Pitt County Schools"	"7996"	"Trade & Industrial Education"	"Apprenticeship Program"	1	100	0	0	0	1	0	0	0
"740"	"Pitt County Schools"	"7998"	"Trade & Industrial Education"	"Trade & Industrial Internship"	2	100	0	0	0	0	0	0	100
"740"	"Pitt County Schools"	"7999"	"Trade & Industrial Education"	"Trade & Industrial Advanced Studies"	3	33.33	66.67	0	0	0	0	0	100

LEA	Program Name	Course Code	Course Name	Total
740	"CAREER DEVELOPMENT"	"6158"	Exploring Career Decisions	0
740	"BUSINESS AND INFO TECHNOLOGY"	"6208"	Exploring Business Technologies	0
740	"BUSINESS AND INFO TECHNOLOGY"	"6400"	Business Computer Technology	1545
740	"BUSINESS AND INFO TECHNOLOGY"	"6511"	Keyboarding	1315
740	"FAMILY AND CONSUMER SCIENCES"	"7018"	Exploring Life Skills	0
740	"TECHNOLOGY EDUCATION"	"8108"	Exploring Technology Systems	0

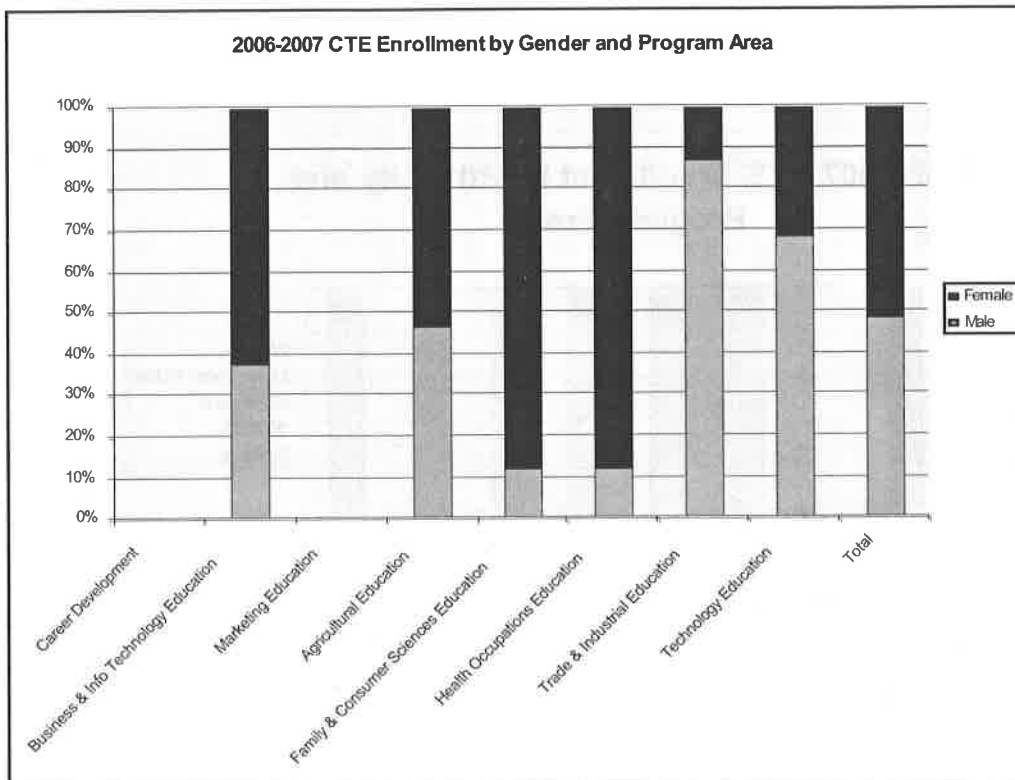
row(s) 1 - 6 of 6



# 750 Polk County Schools Gender Grades 9-12 Career and Technical Education

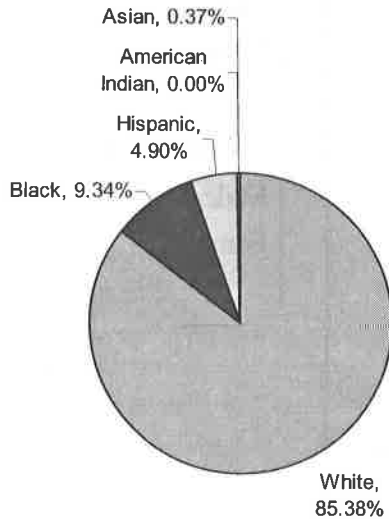


2006-2007	
<b>Gender of all LEA Students</b>	
Male	50.47%
Female	49.53%
<b>Gender of LEA CTE Participants</b>	
Male	48.66%
Female	51.34%



# 750 Polk Schools Ethnicity Grades 9-12 Career and Technical Education

**2006-2007 CTE Enrollment by Ethnicity**



**2006-2007**

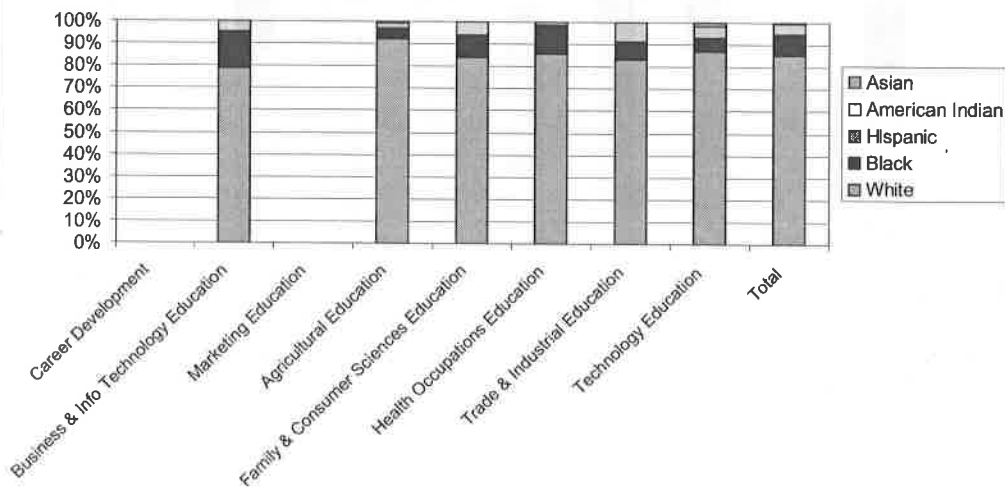
**Ethnicity of all LEA Students**

American Indian	0.21%
Asian	0.33%
Black	10.43%
Hispanic	7.46%
White	81.57%

**Ethnicity of LEA CTE Participants**

American Indian	0.00%
Asian	0.37%
Black	9.34%
Hispanic	4.90%
White	85.38%

**2006-2007 CTE Enrollment by Ethnicity and Program Area**



Search   [Go]

LEA NAME "Polk County Schools"

ETHNICITY

LEA	INDIAN	ASIAN	HISPANIC	BLACK	WHITE	INDIAN_PCT	ASIAN_PCT	HISP_PCT	BLACK_PCT	WHITE_PCT
"750"	5	8	181	253	1978	.21	.33	7.46	10.43	81.57

GENDER

LEA	MALE	FEMALE	MALE_PCT	FEMALE_PCT
"750"	1224	1201	50.47	49.53

CTE ENROLLMENT BY COURSE GENDER & ETHNICITY

LEA	LEA_NAME	COURSE	PROGRAM AREA	COURSE NAME	ENROLLMENT	MALE_PCT	FEMALE_PCT	AM INDIAN PCT	ASIAN PCT	BLACK PCT	HISP PCT	MULTIRACIAL	WHITE PCT
"750"	"Polk County Schools"	"6811"	"Agricultural Education"	"Agr Prod I"	74	56.76	43.24	0	1.35	.03	4.05	1.35	90.54
"750"	"Polk County Schools"	"6812"	"Agricultural Education"	"Agr Prod II"	21	61.9	38.1	0	0	0	4.76	0	95.24
"750"	"Polk County Schools"	"6821"	"Agricultural Education"	"Animal Science I"	58	39.66	60.34	0	1.72	.05	0	0	93.1
"750"	"Polk County Schools"	"6822"	"Agricultural Education"	"Animal Science II"	17	11.76	88.24	0	0	0	0	0	100
"750"	"Polk County Schools"	"6825"	"Agricultural Education"	"Equine Science I"	15	20	80	0	0	0	6.67	0	93.33
"750"	"Polk County Schools"	"6841"	"Agricultural Education"	"Horticulture I"	61	54.1	45.9	0	0	.03	0	3.28	93.44
"750"	"Polk County Schools"	"6842"	"Agricultural Education"	"Horticulture II"	30	40	60	0	0	.1	3.33	0	86.67
"750"	"Polk County Schools"	"6235"	"Business and Information Technology"	"Small Business/Entrepreneurship - BE"	40	32.5	67.5	0	0	.13	7.5	0	80
"750"	"Polk County Schools"	"6411"	"Business and Information Technology"	"Computer Applications I"	76	43.42	56.58	0	0	.16	6.58	5.26	72.37
"750"	"Polk County Schools"	"6412"	"Business and Information Technology"	"Computer Applications II"	37	37.84	62.16	0	0	.08	0	8.11	83.78
"750"	"Polk County Schools"	"6415"	"Business and Information Technology"	"e-Commerce I"	14	14.29	85.71	0	0	.07	14.29	0	78.57
"750"	"Polk County Schools"	"6514"	"Business and Information Technology"	"Digital Communication Systems"	49	40.82	59.18	0	0	.14	0	2.04	83.67
"750"	"Polk County Schools"	"7015"	"Family & Consumer Sciences Education"	"Teen Living"	85	9.41	90.59	0	0	.14	10.59	0	75.29
"750"	"Polk County Schools"	"7045"	"Family & Consumer Sciences Education"	"Foods I - Fundamentals"	41	19.51	80.49	0	0	.05	0	0	95.12
"750"	"Polk County Schools"	"7046"	"Family & Consumer Sciences Education"	"Foods II - Advanced"	18	5.56	94.44	0	0	0	0	0	100
"750"	"Polk County Schools"	"7210"	"Health Occupations Education"	"Health Team Relations"	42	19.05	80.95	0	0	.07	0	9.52	83.33
"750"	"Polk County Schools"	"7211"	"Health Occupations Education"	"Allied Health Sciences I"	25	4	96	0	0	.08	0	0	92
"750"	"Polk County Schools"	"7212"	"Health Occupations Education"	"Allied Health Sciences II"	18	5.56	94.44	0	0	.06	5.56	5.56	83.33
"750"	"Polk County Schools"	"8011"	"Technology Education"	"Principles of Technology I"	87	68.97	31.03	0	1.15	.05	6.9	2.3	85.06

"750"	"Polk County Schools"	"8012"	"Technology Education"	"Principles of Technology II"	42	66.67	33.33	0	2.38	.05	2.38	0	90.48
"750"	"Polk County Schools"	"7400"	"Trade & Industrial Education"	"Intro. to Trade & Industrial Education"	87	88.51	11.49	0	12.64	.13	12.64	2.3	72.41
"750"	"Polk County Schools"	"7721"	"Trade & Industrial Education"	"Construction Technology I"	34	76.47	23.53	0	2.94	.06	2.94	0	91.18
"750"	"Polk County Schools"	"7722"	"Trade & Industrial Education"	"Construction Technology II"	37	86.49	13.51	0	2.7	.05	2.7	0	91.89
"750"	"Polk County Schools"	"7723"	"Trade & Industrial Education"	"Construction Technology III"	12	100	0	0	0	0	0	0	100
"750"	"Polk County Schools"	"7921"	"Trade & Industrial Education"	"Drafting I"	25	80	20	0	8	.08	8	0	84
"750"	"Polk County Schools"	"7962"	"Trade & Industrial Education"	"Drafting - Architectural II"	16	87.5	12.5	0	18.75	0	18.75	0	81.25
"750"	"Polk County Schools"	"7991"	"Trade & Industrial Education"	"Computer Engineering Technology I"	18	100	0	0	11.11	0	11.11	0	88.89
"750"	"Polk County Schools"	"7992"	"Trade & Industrial Education"	"Computer Engineering Technology II"	2	100	0	0	0	0	0	0	100

1 - 28

MIDDLE SCHOOL

LEA	Program Name	Course Code	Course Name	Total
750	"CAREER DEVELOPMENT"	"6158"	Exploring Career Decisions	0
750	"BUSINESS AND INFO TECHNOLOGY"	"6208"	Exploring Business Technologies	0
750	"BUSINESS AND INFO TECHNOLOGY"	"6400"	Business Computer Technology	394
750	"BUSINESS AND INFO TECHNOLOGY"	"6511"	Keyboarding	181
750	"FAMILY AND CONSUMER SCIENCES"	"7018"	Exploring Life Skills	180
750	"TECHNOLOGY EDUCATION"	"8108"	Exploring Technology Systems	0

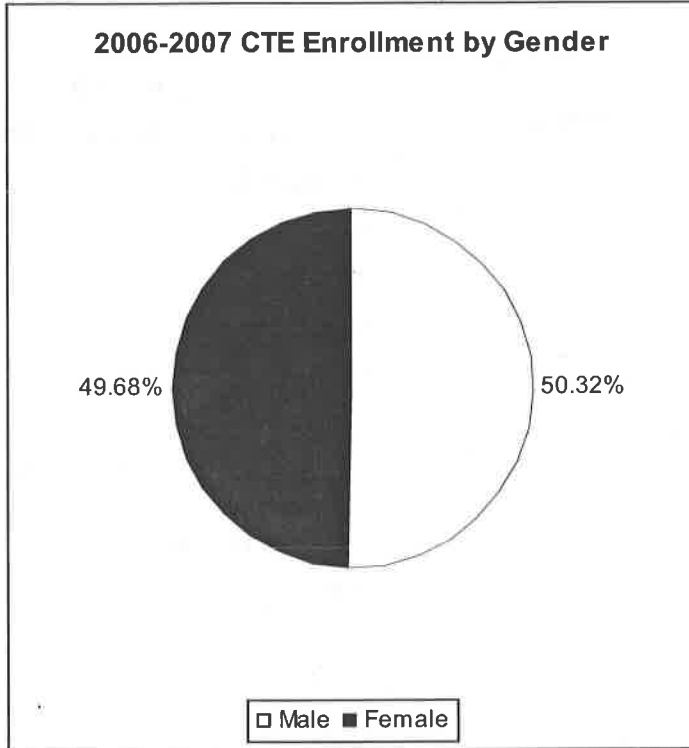
row(s) 1 - 6 of 6

# 760 Randolph County Schools

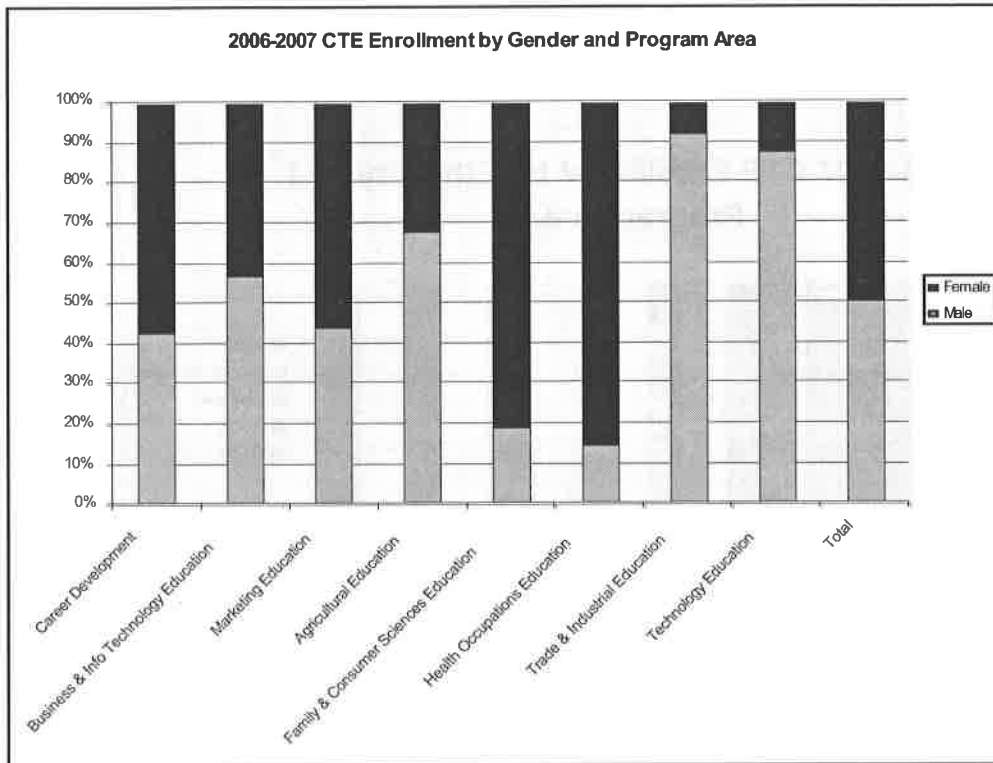
## Gender

### Grades 9-12

### Career and Technical Education

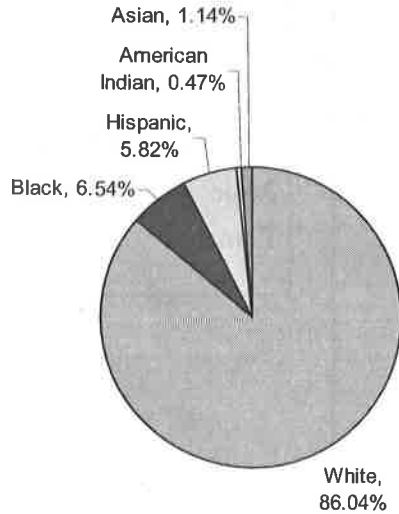


2006-2007	
<b>Gender of all LEA Students</b>	
Male	51.51%
Female	48.49%
<b>Gender of LEA CTE Participants</b>	
Male	50.32%
Female	49.68%



# 760 Randolph Schools Ethnicity Grades 9-12 Career and Technical Education

**2006-2007 CTE Enrollment by Ethnicity**



**2006-2007**

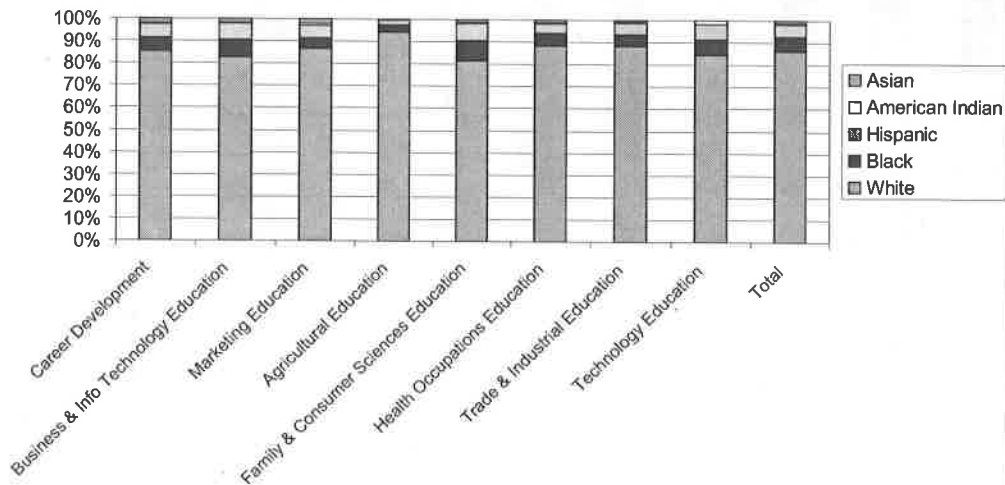
**Ethnicity of all LEA Students**

American Indian	0.51%
Asian	1.00%
Black	6.68%
Hispanic	10.02%
White	81.79%

**Ethnicity of LEA CTE Participants**

American Indian	0.47%
Asian	1.14%
Black	6.54%
Hispanic	5.82%
White	86.04%

**2006-2007 CTE Enrollment by Ethnicity and Program Area**



Search

LEA NAME

**ETHNICITY**

LEA	INDIAN	ASIAN	HISPANIC	BLACK	WHITE	INDIAN_PCT	ASIAN_PCT	HISP_PCT	BLACK_PCT	WHITE_PCT
"760"	96	190	1899	1266	15498	.51	1	10.02	6.68	81.79

**GENDER**

LEA	MALE	FEMALE	MALE_PCT	FEMALE_PCT
"760"	9760	9189	51.51	48.49

**CTE ENROLLMENT BY COURSE GENDER & ETHNICITY**

LEA	LEA_NAME	COURSE	PROGRAM AREA	COURSE NAME	ENROLLMENT	MALE_PCT	FEMALE_PCT	AM INDIAN PCT	ASIAN PCT	BLACK PCT	HISP PCT	MULTIRACIAL	WHITE PCT
"760"	"Randolph County Schools"	"6809"	"Agricultural Education"	"(Agriculture) Local Specialized Course"	16	87.5	12.5	0	0	0	0	0	100
"760"	"Randolph County Schools"	"6810"	"Agricultural Education"	"Agriscience Applications"	395	66.84	33.16	.51	.25	.03	2.28	2.28	91.65
"760"	"Randolph County Schools"	"6821"	"Agricultural Education"	"Animal Science I"	165	44.24	55.76	.61	0	.03	1.82	.61	93.94
"760"	"Randolph County Schools"	"6822"	"Agricultural Education"	"Animal Science II"	76	42.11	57.89	0	0	.03	1.32	0	96.05
"760"	"Randolph County Schools"	"6823"	"Agricultural Education"	"Animal Science II - Small Animals"	67	26.87	73.13	0	0	.03	2.99	0	94.03
"760"	"Randolph County Schools"	"6825"	"Agricultural Education"	"Equine Science I"	28	25	75	0	0	.04	0	0	96.43
"760"	"Randolph County Schools"	"6826"	"Agricultural Education"	"Equine Science II"	26	34.62	65.38	0	0	.08	0	0	92.31
"760"	"Randolph County Schools"	"6831"	"Agricultural Education"	"Agr Mechanics I"	225	93.33	6.67	0	1.33	.01	.44	.44	96.44
"760"	"Randolph County Schools"	"6832"	"Agricultural Education"	"Agr Mechanics II"	114	95.61	4.39	0	.88	.01	5.26	0	92.88
"760"	"Randolph County Schools"	"6833"	"Agricultural Education"	"Agr Mechanics II - Small Engines"	91	92.31	7.69	0	0	0	3.3	0	96.7
"760"	"Randolph County Schools"	"6841"	"Agricultural Education"	"Horticulture I"	161	67.7	32.3	0	0	.02	3.11	.62	93.79
"760"	"Randolph County Schools"	"6842"	"Agricultural Education"	"Horticulture II"	48	62.5	37.5	0	0	0	0	0	100
"760"	"Randolph County Schools"	"6851"	"Agricultural Education"	"Environmental & Natural Resources Studies I"	50	84	16	0	0	0	0	0	100
"760"	"Randolph County Schools"	"6852"	"Agricultural Education"	"Environmental & Natural Resources Studies II"	24	83.33	16.67	0	0	0	0	4.17	95.83
"760"	"Randolph County Schools"	"6871"	"Agricultural Education"	"Biotech & Agrisci Rsch I"	20	35	65	0	0	.05	0	0	95

"760"	"Randolph County Schools"	"6882"	"Agricultural Education"	"Horiculture II - Landscape Const"	10	70	30	0	0	0	0	0	0	100
"760"	"Randolph County Schools"	"6899"	"Agricultural Education"	"Agricultural Advanced Studies"	22	59.09	40.91	0	0	0	0	0	0	100
"760"	"Randolph County Schools"	"6999"	"Agricultural Education"	"Community College Agriculture"	9	44.44	55.56	0	0	0	11.11	0	0	88.89
"760"	"Randolph County Schools"	"6200"	"Business and Information Technology"	"Principles of Business & Personal Finance - BE"	219	53.88	46.12	.46	.91	.06	5.48	1.37	0	85.39
"760"	"Randolph County Schools"	"6215"	"Business and Information Technology"	"Business Law"	147	62.59	37.41	.68	2.04	.03	8.16	1.36	0	85.03
"760"	"Randolph County Schools"	"6225"	"Business and Information Technology"	"Business Management & Applications"	37	51.35	48.65	0	0	.05	2.7	2.7	0	89.19
"760"	"Randolph County Schools"	"6235"	"Business and Information Technology"	"Small Business/Entrepreneurship - BE"	66	57.58	42.42	1.52	1.52	.05	10.61	4.55	0	77.27
"760"	"Randolph County Schools"	"6311"	"Business and Information Technology"	"Computerized Accounting I"	42	42.86	57.14	0	0	.07	2.38	2.38	0	88.1
"760"	"Randolph County Schools"	"6312"	"Business and Information Technology"	"Computerized Accounting II"	17	29.41	70.59	0	0	0	0	0	0	100
"760"	"Randolph County Schools"	"6411"	"Business and Information Technology"	"Computer Applications I"	803	53.55	46.45	.5	1.49	.05	7.85	1.74	0	83.06
"760"	"Randolph County Schools"	"6412"	"Business and Information Technology"	"Computer Applications II"	241	58.09	41.91	.41	3.32	.09	9.54	1.24	0	76.35
"760"	"Randolph County Schools"	"6415"	"Business and Information Technology"	"e-Commerce I"	33	66.67	33.33	0	3.03	.03	21.21	0	0	72.73
"760"	"Randolph County Schools"	"6416"	"Business and Information Technology"	"e-Commerce II"	8	75	25	0	0	0	0	0	0	100
"760"	"Randolph County Schools"	"6421"	"Business and Information Technology"	"Computer Programming I - VB.NET"	44	84.09	15.91	0	4.55	.09	4.55	0	0	81.82
"760"	"Randolph County Schools"	"6514"	"Business and Information Technology"	"Digital Communication Systems"	380	61.58	38.42	.79	.79	.05	5.53	3.42	0	84.21
"760"	"Randolph County Schools"	"6599"	"Business and Information Technology"	"Business Advanced Studies"	18	77.78	22.22	0	5.56	.06	11.11	0	0	77.78
"760"	"Randolph County Schools"	"6145"	"Career Development"	"Career Management"	432	42.59	57.41	.46	2.08	.04	6.02	1.85	0	85.19
"760"	"Randolph County Schools"	"7015"	"Family & Consumer Sciences Education"	"Teen Living"	441	27.21	72.79	0	.45	.09	8.39	1.59	0	80.73
"760"	"Randolph County Schools"	"7035"	"Family & Consumer Sciences Education"	"Apparel Devel I"	156	1.28	98.72	.64	1.28	.05	5.77	1.92	0	85.26
"760"	"Randolph County Schools"	"7036"	"Family & Consumer Sciences Education"	"Apparel Devel II"	54	0	100	0	1.85	.07	3.7	1.85	0	85.19
"760"	"Randolph County Schools"	"7045"	"Family & Consumer Sciences Education"	"Foods I - Fundamentals"	610	33.11	66.89	.66	2.13	.08	8.69	2.13	0	78.52



## Career and Technical Education 2006-2007 Enrollment

"760"	"Randolph County Schools"	"7046"	"Family & Consumer Sciences Education"	"Foods II - Advanced"	246	26.83	73.17	.81	.1	11.79	2.44	74.39
"760"	"Randolph County Schools"	"7055"	"Family & Consumer Sciences Education"	"Housing & Interiors I"	173	3.47	96.53	1.16	.03	5.78	1.16	87.86
"760"	"Randolph County Schools"	"7065"	"Family & Consumer Sciences Education"	"Parenting and Child Development"	485	10.72	89.28	1.44	.07	6.39	2.27	82.06
"760"	"Randolph County Schools"	"7111"	"Family & Consumer Sciences Education"	"Early Childhood Education I"	171	0	100	1.17	.06	3.51	1.75	87.72
"760"	"Randolph County Schools"	"7112"	"Family & Consumer Sciences Education"	"Early Childhood Education II"	40	0	100	0	.05	7.5	0	85
"760"	"Randolph County Schools"	"7199"	"Family & Consumer Sciences Education"	"Family & Consumer Sciences Advanced Studies"	24	12.5	87.5	4.17	.17	0	0	79.17
"760"	"Randolph County Schools"	"7200"	"Health Occupations Education"	"Biomedical Technology"	223	18.39	81.61	1.35	.03	3.14	2.24	90.58
"760"	"Randolph County Schools"	"7210"	"Health Occupations Education"	"Health Team Relations"	267	15.36	84.64	1.12	.05	6.37	2.25	84.27
"760"	"Randolph County Schools"	"7211"	"Health Occupations Education"	"Allied Health Sciences I"	172	15.12	84.88	1.74	.02	5.81	1.74	88.37
"760"	"Randolph County Schools"	"7212"	"Health Occupations Education"	"Allied Health Sciences II"	106	4.72	95.28	0	.05	0	0	94.34
"760"	"Randolph County Schools"	"7299"	"Health Occupations Education"	"Health Science Advanced Studies"	4	0	100	0	0	0	0	100
"760"	"Randolph County Schools"	"7399"	"Health Occupations Education"	"Community College Health"	9	22.22	77.78	11.11	0	22.22	0	66.67
"760"	"Randolph County Schools"	"6615"	"Marketing Education"	"Small Business/Entrepreneurship - ME"	31	54.84	45.16	3.23	.03	3.23	3.23	83.87
"760"	"Randolph County Schools"	"6631"	"Marketing Education"	"Fashion Merchandising"	56	0	100	1.79	.02	5.36	0	91.07
"760"	"Randolph County Schools"	"6670"	"Marketing Education"	"Sports & Entertainment Marketing I"	29	75.86	24.14	3.45	.14	10.34	0	72.41
"760"	"Randolph County Schools"	"6671"	"Marketing Education"	"Sports & Entertainment Marketing II"	24	95.83	4.17	0	0	4.17	0	95.83
"760"	"Randolph County Schools"	"8110"	"Technology Education"	"Fundamentals of Technology"	88	85.23	14.77	0	.06	6.82	2.27	82.95
"760"	"Randolph County Schools"	"8999"	"Technology Education"	"Community College Technology Education"	16	100	0	0	0	6.25	0	93.75
"760"	"Randolph County Schools"	"7400"	"Trade & Industrial Education"	"Intro. to Trade & Industrial Education"	207	87.44	12.56	.48	.09	3.86	.97	85.02
"760"	"Randolph County Schools"	"7511"	"Trade & Industrial Education"	"Automotive Service Technology I"	125	88.8	11.2	.8	.02	8.8	.8	86.4
"760"	"Randolph County Schools"	"7512"	"Trade & Industrial Education"	"Automotive Service Technology II"	24	95.83	4.17	4.17	.04	4.17	0	83.33

"760"	"Randolph County Schools"	"7513"	"Trade & Industrial Education"	"Automotive Service Technology III"	5	100	0	0	0	0	0	0	0	0	100
"760"	"Randolph County Schools"	"7621"	"Trade & Industrial Education"	"Furniture and Cabinetmaking I"	53	79.25	20.75	1.89	1.89	0	9.43	1.89	0	0	84.91
"760"	"Randolph County Schools"	"7622"	"Trade & Industrial Education"	"Furniture and Cabinetmaking II"	50	88	12	0	0	0	10	0	0	0	90
"760"	"Randolph County Schools"	"7631"	"Trade & Industrial Education"	"Electronics I"	66	93.94	6.06	1.52	3.03	.02	13.64	1.52	0	0	78.79
"760"	"Randolph County Schools"	"7632"	"Trade & Industrial Education"	"Electronics II"	16	93.75	6.25	0	0	0	6.25	0	0	0	93.75
"760"	"Randolph County Schools"	"7641"	"Trade & Industrial Education"	"Metals Manufacturing I"	72	87.5	12.5	1.39	0	.06	6.94	0	0	0	86.11
"760"	"Randolph County Schools"	"7642"	"Trade & Industrial Education"	"Metals Manufacturing II"	14	100	0	0	0	0	0	0	0	0	100
"760"	"Randolph County Schools"	"7711"	"Trade & Industrial Education"	"Masonry I"	108	92.59	7.41	.93	0	.02	3.7	0	0	0	93.52
"760"	"Randolph County Schools"	"7712"	"Trade & Industrial Education"	"Masonry II"	54	98.15	1.85	0	0	.07	1.85	1.85	0	0	88.89
"760"	"Randolph County Schools"	"7713"	"Trade & Industrial Education"	"Masonry III"	23	95.65	4.35	0	0	0	4.35	6.7	0	0	86.96
"760"	"Randolph County Schools"	"7721"	"Trade & Industrial Education"	"Construction Technology I"	330	95.76	4.24	0	0	.03	6.67	.61	0	0	89.39
"760"	"Randolph County Schools"	"7722"	"Trade & Industrial Education"	"Construction Technology II"	107	99.07	.93	0	0	.03	3.74	.93	0	0	92.52
"760"	"Randolph County Schools"	"7723"	"Trade & Industrial Education"	"Construction Technology III"	28	100	0	0	0	.04	0	0	0	0	96.43
"760"	"Randolph County Schools"	"7921"	"Trade & Industrial Education"	"Drafting I"	81	92.59	7.41	0	1.23	.04	1.23	1.23	0	0	92.59
"760"	"Randolph County Schools"	"7962"	"Trade & Industrial Education"	"Drafting - Architectural II"	23	95.65	4.35	0	0	0	4.35	0	0	0	95.65
"760"	"Randolph County Schools"	"7963"	"Trade & Industrial Education"	"Drafting - Architectural III"	5	80	20	0	0	0	0	0	0	0	100
"760"	"Randolph County Schools"	"7980"	"Trade & Industrial Education"	"Networking I T&I"	16	93.75	6.25	0	0	0	0	6.25	0	0	93.75
"760"	"Randolph County Schools"	"7981"	"Trade & Industrial Education"	"Network Eng Tech II - Cisco"	7	100	0	0	0	0	0	0	0	0	100
"760"	"Randolph County Schools"	"7982"	"Trade & Industrial Education"	"Network Eng Tech III - Cisco"	1	0	100	0	0	0	0	0	0	0	100
"760"	"Randolph County Schools"	"7991"	"Trade & Industrial Education"	"Computer Engineering Technology I"	51	86.27	13.73	0	3.92	.12	3.92	0	0	0	80.39
"760"	"Randolph County Schools"	"7992"	"Trade & Industrial Education"	"Computer Engineering Technology II"	19	94.74	5.26	0	5.26	.05	5.26	0	0	0	84.21

"760" Randolph County Schools	"7999"	"Trade & Industrial Education"	"Trade & Industrial Advanced Studies"	7	85.71	14.29	0	0	0	0	85.71
--	--------	-----------------------------------	--	---	-------	-------	---	---	---	---	-------

1 - 79

MIDDLE SCHOOL

LEA	Program Name	Course Code	Course Name	Total
760	"CAREER DEVELOPMENT"	"6158"	Exploring Career Decisions	1067
760	"BUSINESS AND INFO TECHNOLOGY"	"6208"	Exploring Business Technologies	864
760	"BUSINESS AND INFO TECHNOLOGY"	"6511"	Keyboarding	0
760	"FAMILY AND CONSUMER SCIENCES"	"7018"	Exploring Life Skills	890
760	"TECHNOLOGY EDUCATION"	"8108"	Exploring Technology Systems	894

row(s) 1 - 5 of 5

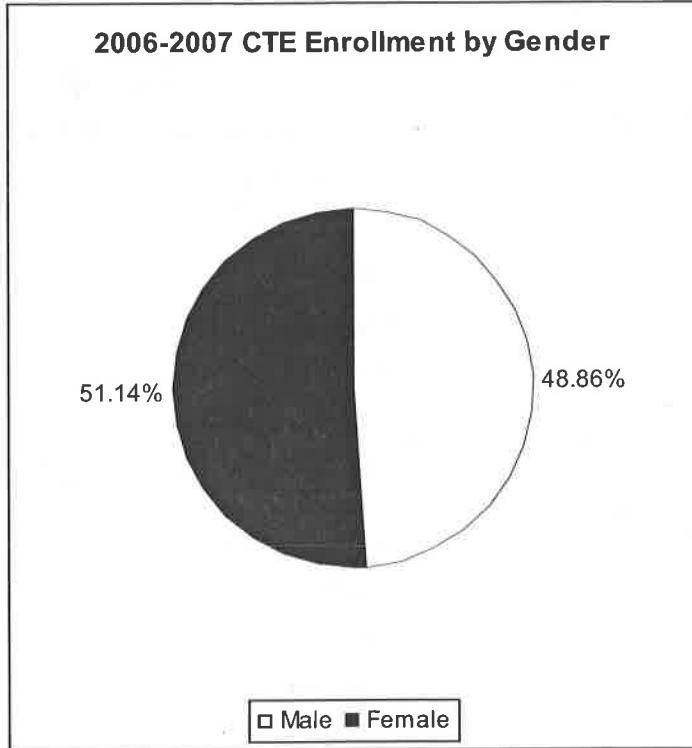


# 761 Asheboro City Schools

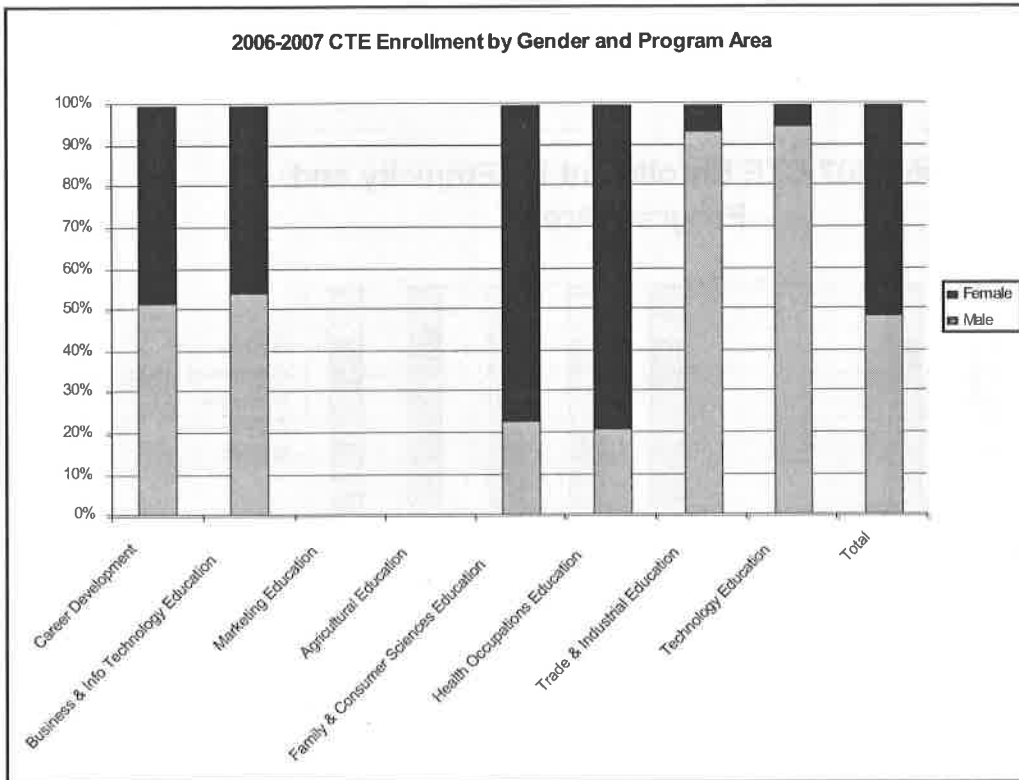
## Gender

### Grades 9-12

### Career and Technical Education



2006-2007	
<b>Gender of all LEA Students</b>	
Male	50.00%
Female	50.00%
<b>Gender of LEA CTE Participants</b>	
Male	48.86%
Female	51.14%



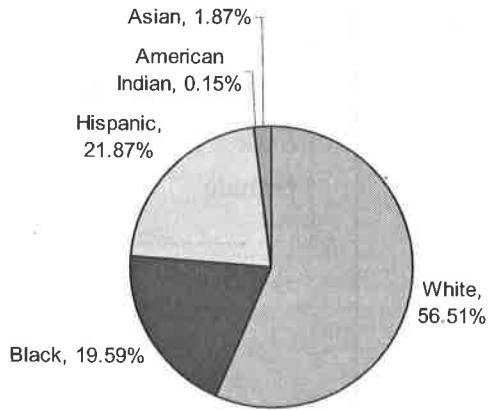
# 761 Asheboro City Schools

## Ethnicity

### Grades 9-12

## Career and Technical Education

**2006-2007 CTE Enrollment by Ethnicity**



**2006-2007**

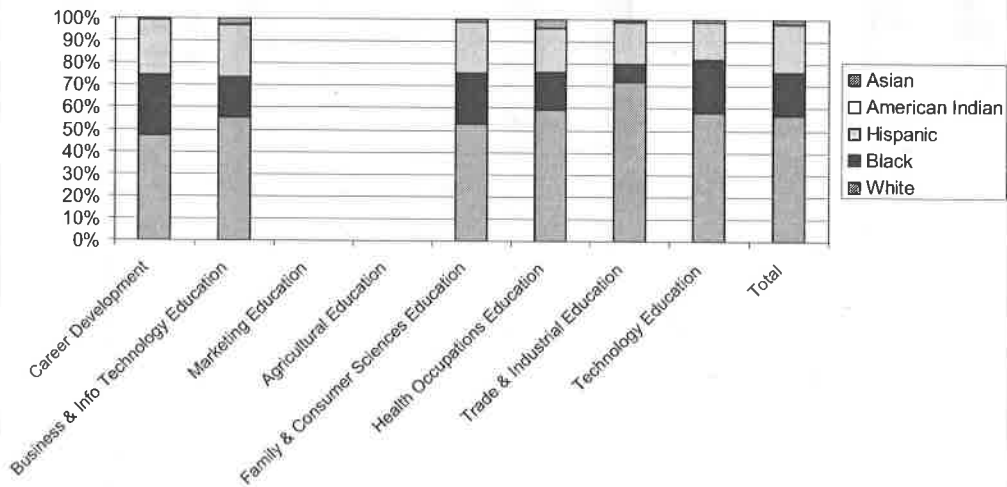
**Ethnicity of all LEA Students**

American Indian	0.29%
Asian	2.10%
Black	18.68%
Hispanic	29.87%
White	49.06%

**Ethnicity of LEA CTE Participants**

American Indian	0.15%
Asian	1.87%
Black	19.59%
Hispanic	21.87%
White	56.51%

**2006-2007 CTE Enrollment by Ethnicity and Program Area**



Search 761 [Go]

LEA NAME "Asheboro City Schools"

ETHNICITY

LEA	INDIAN	ASIAN	HISPANIC	BLACK	WHITE	INDIAN_PCT	ASIAN_PCT	HISP_PCT	BLACK_PCT	WHITE_PCT
"761"	13	94	1335	835	2193	.29	2.1	29.87	18.68	49.06

GENDER

LEA	MALE	FEMALE	MALE_PCT	FEMALE_PCT
"761"	2235	2235	50	50

CTE ENROLLMENT BY COURSE GENDER & ETHNICITY

LEA	LEA_NAME	COURSE	PROGRAM AREA	COURSE NAME	ENROLLMENT	MALE_PCT	FEMALE_PCT	AM INDIAN PCT	ASIAN PCT	BLACK PCT	HISP PCT	MULTIRACIAL	WHITE PCT
"761"	"Asheboro City Schools"	"6200"	"Business and Information Technology"	"Principles of Business & Personal Finance - BE"	48	64.58	35.42	0	2.08	.21	14.58	4.17	58.33
"761"	"Asheboro City Schools"	"6215"	"Business and Information Technology"	"Business Law"	75	56	44	0	4	.09	18.67	2.67	65.33
"761"	"Asheboro City Schools"	"6235"	"Business and Information Technology"	"Small Business/Entrepreneurship"	26	69.23	30.77	0	3.85	.12	3.85	7.69	73.08
"761"	"Asheboro City Schools"	"6311"	"Business and Information Technology"	"Computerized Accounting I"	5	40	60	0	0	0	40	0	60
"761"	"Asheboro City Schools"	"6312"	"Business and Information Technology"	"Computerized Accounting II"	2	50	50	0	0	0	50	0	50
"761"	"Asheboro City Schools"	"6411"	"Business and Information Technology"	"Computer Applications I"	308	48.7	51.3	.32	1.95	.17	28.25	1.95	50.97
"761"	"Asheboro City Schools"	"6412"	"Business and Information Technology"	"Computer Applications II"	97	62.89	37.11	0	4.12	.16	20.62	3.09	55.67
"761"	"Asheboro City Schools"	"6145"	"Career Development"	"Career Management"	192	52.08	47.92	.52	52	.22	24.48	5.21	47.4
"761"	"Asheboro City Schools"	"7015"	"Family & Consumer Sciences Education"	"Teen Living"	25	28	72	0	0	.2	4	8	68
"761"	"Asheboro City Schools"	"7035"	"Family & Consumer Sciences Education"	"Apparel Devel I"	57	175	98.25	0	1.75	.14	26.32	3.51	54.39
"761"	"Asheboro City Schools"	"7036"	"Family & Consumer Sciences Education"	"Apparel Devel II"	21	0	100	0	0	.19	19.05	4.76	57.14
"761"	"Asheboro City Schools"	"7045"	"Family & Consumer Sciences Education"	"Foods I - Fundamentals"	187	39.57	60.43	0	1.6	.21	18.18	4.28	55.08
"761"	"Asheboro City Schools"	"7046"	"Family & Consumer Sciences Education"	"Foods II - Advanced"	80	28.75	71.25	0	2.5	.24	16.25	5	52.5
"761"	"Asheboro City Schools"	"7055"	"Family & Consumer Sciences Education"	"Housing & Interiors I"	76	23.68	76.32	0	1.32	.13	30.26	3.95	51.32
"761"	"Asheboro City Schools"	"7056"	"Family & Consumer Sciences Education"	"Housing & Interiors II"	5	0	100	0	0	0	0	0	100
"761"	"Asheboro City Schools"	"7065"	"Family & Consumer Sciences Education"	"Parenting and Child Development"	121	14.88	85.12	0	1.65	.23	28.93	.83	45.45
"761"	"Asheboro City Schools"	"7111"	"Family & Consumer Sciences Education"	"Early Childhood Education I"	35	2.86	97.14	0	0	.17	34.29	2.86	45.71
"761"	"Asheboro City Schools"	"7112"	"Family & Consumer Sciences Education"	"Early Childhood Education II"	6	0	100	0	0	.17	16.67	0	66.67

"761"	"Asheboro City Schools"	"7199"	"Family & Consumer Sciences Education"	"Family & Consumer Sciences Advanced Studies"	4	0	100	0	0	0	0	50	0	50
"761"	"Asheboro City Schools"	"7200"	"Health Occupations Education"	"Biomedical Technology"	61	34.43	65.57	0	1.64	15	18.03	65.57	0	65.57
"761"	"Asheboro City Schools"	"7210"	"Health Occupations Education"	"Health Team Relations"	48	14.58	85.42	0	2.08	13	29.17	52.08	4.17	52.08
"761"	"Asheboro City Schools"	"7211"	"Health Occupations Education"	"Allied Health Sciences I"	64	18.75	81.25	0	6.25	23	14.06	54.69	1.56	54.69
"761"	"Asheboro City Schools"	"7212"	"Health Occupations Education"	"Allied Health Sciences II"	15	13.33	86.67	0	13.33	0	26.67	60	0	60
"761"	"Asheboro City Schools"	"7299"	"Health Occupations Education"	"Health Science Advanced Studies"	19	10.53	89.47	0	0	11	15.79	73.68	0	73.68
"761"	"Asheboro City Schools"	"8110"	"Technology Education"	"Fundamentals of Technology"	116	94.83	5.17	0	1.72	2	18.1	58.62	1.72	58.62
"761"	"Asheboro City Schools"	"8125"	"Technology Education"	"Communications Systems"	36	97.22	2.78	0	0	31	13.89	55.56	0	55.56
"761"	"Asheboro City Schools"	"8999"	"Technology Education"	"Community College Technology Education"	1	0	100	0	0	0	0	100	0	100
"761"	"Asheboro City Schools"	"7400"	"Trade & Industrial Education"	"Intro. to Trade & Industrial Education"	24	100	0	4.17	0	13	16.67	62.5	4.17	62.5
"761"	"Asheboro City Schools"	"7511"	"Trade & Industrial Education"	"Automotive Service Technology I"	14	100	0	0	0	0	7.14	92.86	0	92.86
"761"	"Asheboro City Schools"	"7512"	"Trade & Industrial Education"	"Automotive Service Technology II"	7	71.43	28.57	0	0	0	0	100	0	100
"761"	"Asheboro City Schools"	"7641"	"Trade & Industrial Education"	"Metals Manufacturing I"	7	100	0	0	0	0	0	100	0	100
"761"	"Asheboro City Schools"	"7642"	"Trade & Industrial Education"	"Metals Manufacturing II"	3	100	0	0	0	0	0	100	0	100
"761"	"Asheboro City Schools"	"7741"	"Trade & Industrial Education"	"Electrical Trades I"	5	100	0	0	0	0	20	80	0	80
"761"	"Asheboro City Schools"	"7742"	"Trade & Industrial Education"	"Electrical Trades II"	4	100	0	0	0	0	25	75	0	75
"761"	"Asheboro City Schools"	"7921"	"Trade & Industrial Education"	"Drafting I"	89	92.13	7.87	0	0	1	22.47	65.17	2.25	65.17
"761"	"Asheboro City Schools"	"7962"	"Trade & Industrial Education"	"Drafting - Architectural II"	39	92.31	7.69	0	0	1	28.21	58.97	2.56	58.97
"761"	"Asheboro City Schools"	"7991"	"Trade & Industrial Education"	"Computer Engineering Technology I"	22	90.91	9.09	0	4.55	0	18.18	77.27	0	77.27
"761"	"Asheboro City Schools"	"7992"	"Trade & Industrial Education"	"Computer Engineering Technology II"	19	89.47	10.53	0	5.26	0	10.53	84.21	0	84.21
"761"	"Asheboro City Schools"	"7999"	"Trade & Industrial Education"	"Trade & Industrial Advanced Studies"	12	100	0	0	0	0	16.67	83.33	0	83.33

1 - 39

MIDDLE SCHOOL

LEA	Program Name	Course Code	Course Name	Total
761	"CAREER DEVELOPMENT"	"6158"	Exploring Career Decisions	314
761	"BUSINESS AND INFO TECHNOLOGY"	"6208"	Exploring Business Technologies	29
761	"BUSINESS AND INFO TECHNOLOGY"	"6400"	Business Computer Technology	378
761	"BUSINESS AND INFO TECHNOLOGY"	"6511"	Keyboarding	349
761	"FAMILY AND CONSUMER SCIENCES"	"7018"	Exploring Life Skills	161
761	"TECHNOLOGY EDUCATION"	"8108"	Exploring Technology Systems	171

row(s) 1 - 6 of 6

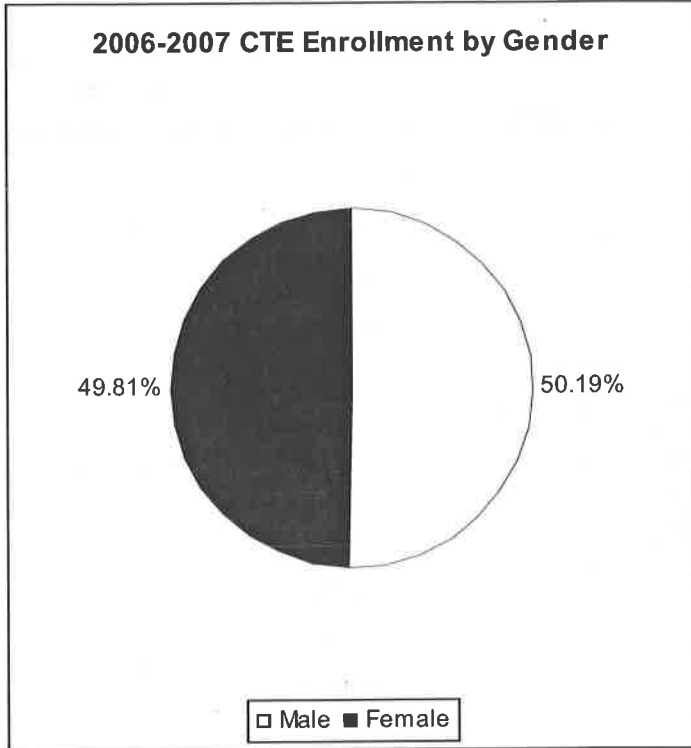


# 770 Richmond County Schools

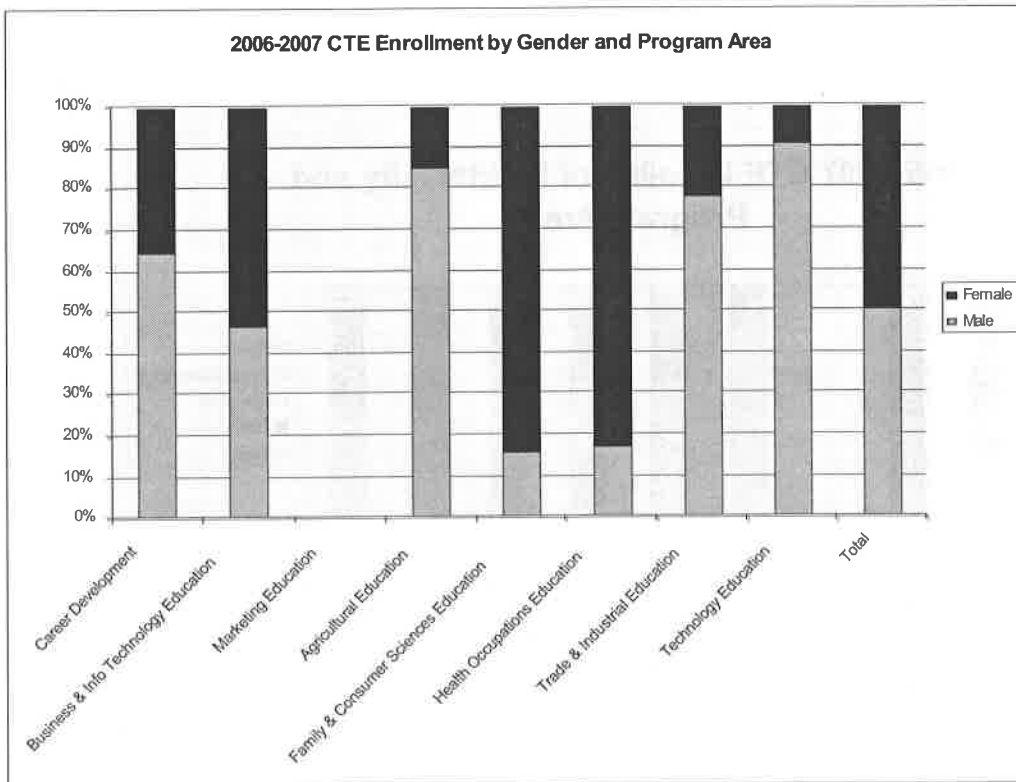
## Gender

### Grades 9-12

### Career and Technical Education

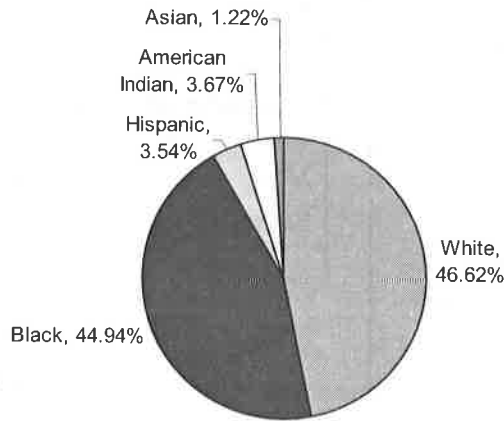


2006-2007	
<b>Gender of all LEA Students</b>	
Male	50.20%
Female	49.80%
<b>Gender of LEA CTE Participants</b>	
Male	50.19%
Female	49.81%



# 770 Richmond Schools Ethnicity Grades 9-12 Career and Technical Education

**2006-2007 CTE Enrollment by Ethnicity**



**2006-2007**

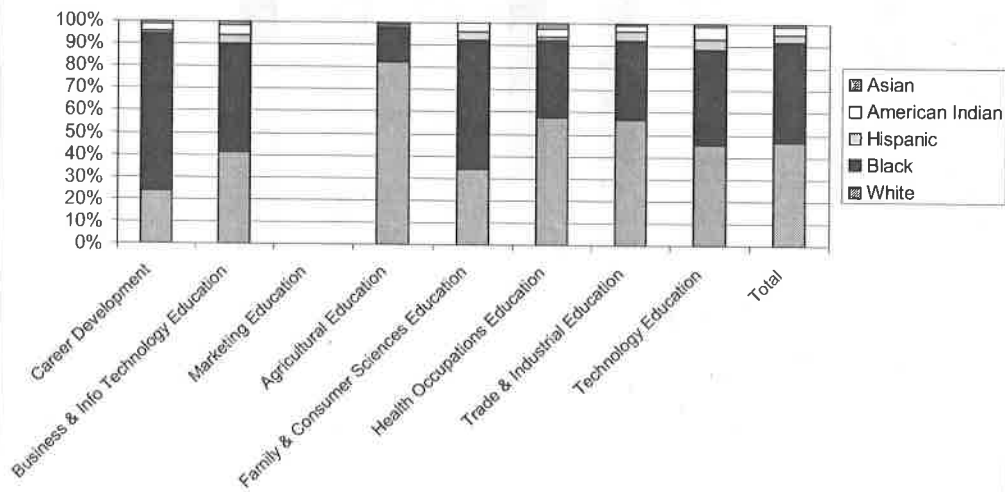
**Ethnicity of all LEA Students**

American Indian	3.68%
Asian	0.88%
Black	41.69%
Hispanic	5.40%
White	48.34%

**Ethnicity of LEA CTE Participants**

American Indian	3.67%
Asian	1.22%
Black	44.94%
Hispanic	3.54%
White	46.62%

**2006-2007 CTE Enrollment by Ethnicity and Program Area**



Search  [ Go ]

LEA NAME "Richmond County Schools"

ETHNICITY

LEA	INDIAN	ASIAN	HISPANIC	BLACK	WHITE	INDIAN_PCT	ASIAN_PCT	HISP_PCT	BLACK_PCT	WHITE_PCT
"770"	301	72	442	3410	3954	3.68	.88	5.4	41.69	48.34

GENDER

LEA	MALE	FEMALE	MALE_PCT	FEMALE_PCT
"770"	4106	4073	50.2	49.8

CTE ENROLLMENT BY COURSE GENDER & ETHNICITY

LEA	LEA_NAME	COURSE	PROGRAM AREA	COURSE NAME	ENROLLMENT	MALE_PCT	FEMALE_PCT	AM INDIAN PCT	ASIAN PCT	BLACK PCT	HISP PCT	MULTIRACIAL	WHITE PCT
"770"	"Richmond County Schools"	"7211"	"Health Occupations Education"	"Allied Health Sciences I"	134	11.94	88.06	2.99	2.24	.3	2.24	0	62.69
"770"	"Richmond County Schools"	"7212"	"Health Occupations Education"	"Allied Health Sciences II"	70	14.29	85.71	1.43	0	.51	0	0	47.14
"770"	"Richmond County Schools"	"7222"	"Health Occupations Education"	"Medical Sciences II"	55	30.91	69.09	0	5.45	.22	1.82	0	70.91
"770"	"Richmond County Schools"	"7399"	"Health Occupations Education"	"Community College Health"	35	14.29	85.71	2.86	0	.34	0	0	62.86
"770"	"Richmond County Schools"	"8011"	"Technology Education"	"Principles of Technology I"	34	94.12	5.88	0	0	.32	5.88	0	61.76
"770"	"Richmond County Schools"	"8012"	"Technology Education"	"Principles of Technology II"	9	88.89	11.11	0	0	.22	0	0	77.78
"770"	"Richmond County Schools"	"8110"	"Technology Education"	"Fundamentals of Technology"	173	90.17	9.83	6.94	1.73	.45	4.62	1.16	40.46
"770"	"Richmond County Schools"	"7511"	"Trade & Industrial Education"	"Automotive Service Technology I"	42	97.62	2.38	2.38	2.38	.33	2.38	0	59.52
"770"	"Richmond County Schools"	"7512"	"Trade & Industrial Education"	"Automotive Service Technology II"	32	100	0	12.5	0	.28	3.13	0	56.25
"770"	"Richmond County Schools"	"7513"	"Trade & Industrial Education"	"Automotive Service Technology III"	20	100	0	0	0	.1	0	0	90
"770"	"Richmond County Schools"	"7631"	"Trade & Industrial Education"	"Electronics I"	53	88.68	11.32	0	0	.38	1.89	0	60.38
"770"	"Richmond County Schools"	"7641"	"Trade & Industrial Education"	"Metals Manufacturing I"	63	100	0	1.59	0	.29	4.76	1.59	63.49
"770"	"Richmond County Schools"	"7642"	"Trade & Industrial Education"	"Metals Manufacturing II"	22	100	0	0	0	.18	0	0	81.82
"770"	"Richmond County Schools"	"7643"	"Trade & Industrial Education"	"Metals Manufacturing III"	2	100	0	0	0	0	0	0	100
"770"	"Richmond County Schools"	"7711"	"Trade & Industrial Education"	"Masonry I"	73	98.63	1.37	4.11	1.37	.63	2.74	1.37	27.4

"770"	"Richmond County Schools"	"7712"	"Trade & Industrial Education"	"Masonry II"	19	100	0	0	0	.58	10.53	5.26	26.32
"770"	"Richmond County Schools"	"7713"	"Trade & Industrial Education"	"Masonry III"	1	100	0	0	0	1	0	0	0
"770"	"Richmond County Schools"	"7721"	"Trade & Industrial Education"	"Construction Technology I"	59	96.61	3.39	5.08	0	.47	6.78	0	40.68
"770"	"Richmond County Schools"	"7722"	"Trade & Industrial Education"	"Construction Technology II"	19	100	0	0	0	.53	0	0	47.37
"770"	"Richmond County Schools"	"7723"	"Trade & Industrial Education"	"Construction Technology III"	9	100	0	11.11	0	.22	0	0	66.67
"770"	"Richmond County Schools"	"7810"	"Trade & Industrial Education"	"Cosmetology - Intro"	17	0	100	5.88	0	.35	5.88	0	52.94
"770"	"Richmond County Schools"	"7811"	"Trade & Industrial Education"	"Cosmetology I"	14	0	100	0	0	.57	7.14	0	35.71
"770"	"Richmond County Schools"	"7812"	"Trade & Industrial Education"	"Cosmetology II"	8	0	100	0	0	.63	0	12.5	25
"770"	"Richmond County Schools"	"7911"	"Trade & Industrial Education"	"Printing Graphics I"	70	51.43	48.57	1.43	0	.5	1.43	0	47.14
"770"	"Richmond County Schools"	"7912"	"Trade & Industrial Education"	"Printing Graphics II"	56	39.29	60.71	1.79	1.79	.36	5.36	0	55.36
"770"	"Richmond County Schools"	"7921"	"Trade & Industrial Education"	"Drafting I"	65	95.38	4.62	1.54	3.08	.29	12.31	0	53.85
"770"	"Richmond County Schools"	"7951"	"Trade & Industrial Education"	"Programming and Broadcasting I"	73	46.58	53.42	6.85	0	.22	0	2.74	68.49
"770"	"Richmond County Schools"	"7952"	"Trade & Industrial Education"	"Programming and Broadcasting II"	15	20	80	0	0	.07	0	0	93.33
"770"	"Richmond County Schools"	"7953"	"Trade & Industrial Education"	"Programming and Broadcasting III"	9	22.22	77.78	0	11.11	.11	11.11	0	66.67
"770"	"Richmond County Schools"	"7962"	"Trade & Industrial Education"	"Drafting - Architectural II"	33	87.88	12.12	0	0	.09	6.06	0	84.85
"770"	"Richmond County Schools"	"7980"	"Trade & Industrial Education"	"Networking I T&I"	34	79.41	20.59	5.88	0	.35	5.88	0	52.94
"770"	"Richmond County Schools"	"7981"	"Trade & Industrial Education"	"Network Eng Tech II - Cisco"	15	80	20	6.67	0	.4	0	0	53.33
"770"	"Richmond County Schools"	"7991"	"Trade & Industrial Education"	"Computer Engineering Technology I"	42	83.33	16.67	0	0	.29	11.9	0	59.52
"770"	"Richmond County Schools"	"7992"	"Trade & Industrial Education"	"Computer Engineering Technology II"	19	100	0	0	0	.11	5.26	0	84.21
"770"	"Richmond County Schools"	"7996"	"Trade & Industrial Education"	"Apprenticeship Program"	3	100	0	0	0	0	0	0	100
"770"	"Richmond County Schools"	"7999"	"Trade & Industrial Education"	"Trade & Industrial Advanced Studies"	16	87.5	12.5	0	0	.13	6.25	0	81.25

Career and Technical Education 2006-2007 Enrollment

"770"	"Richmond County Schools"	"6841"	"Agricultural Education"	"Horticulture I"	44	88.64	11.36	2.27	0	2	0	2.27	75
"770"	"Richmond County Schools"	"6842"	"Agricultural Education"	"Horticulture II"	42	83.33	16.67	0	0	.17	2.38	2.38	78.57
"770"	"Richmond County Schools"	"6882"	"Agricultural Education"	"Horticulture II - Landscape Const"	25	80	20	0	4	.04	0	0	92
"770"	"Richmond County Schools"	"6896"	"Agricultural Education"	"Agriculture Apprenticeship Method"	4	100	0	0	0	0	0	0	100
"770"	"Richmond County Schools"	"6897"	"Agricultural Education"	"Agricultural Co-Op"	4	100	0	0	0	0	0	0	100
"770"	"Richmond County Schools"	"6999"	"Agricultural Education"	"Community College Agriculture"	4	75	25	0	0	0	0	0	100
"770"	"Richmond County Schools"	"6200"	"Business and Information Technology"	"Principles of Business & Personal Finance - BE"	98	52.04	47.96	4.08	3.06	.54	3.06	0	35.71
"770"	"Richmond County Schools"	"6215"	"Business and Information Technology"	"Business Law"	77	53.25	46.75	1.3	0	.52	2.6	0	44.16
"770"	"Richmond County Schools"	"6225"	"Business and Information Technology"	"Business Management & Applications"	23	43.48	56.52	0	0	.7	0	0	30.43
"770"	"Richmond County Schools"	"6235"	"Business and Information Technology"	"Small Business/Entrepreneurship - BE"	91	53.85	46.15	9.89	1.1	.44	4.4	1.1	39.56
"770"	"Richmond County Schools"	"6311"	"Business and Information Technology"	"Computerized Accounting I"	25	40	60	8	4	.48	0	4	36
"770"	"Richmond County Schools"	"6312"	"Business and Information Technology"	"Computerized Accounting II"	18	27.78	72.22	5.56	5.56	.56	0	0	33.33
"770"	"Richmond County Schools"	"6411"	"Business and Information Technology"	"Computer Applications I"	547	46.25	53.75	4.94	1.65	.45	4.57	1.83	41.68
"770"	"Richmond County Schools"	"6412"	"Business and Information Technology"	"Computer Applications II"	258	42.25	57.75	3.1	1.55	.52	4.26	1.16	37.98
"770"	"Richmond County Schools"	"6415"	"Business and Information Technology"	"e-Commerce I"	22	54.55	45.45	0	0	.36	0	0	63.64
"770"	"Richmond County Schools"	"6416"	"Business and Information Technology"	"e-Commerce II"	3	33.33	66.67	0	0	0	0	0	100
"770"	"Richmond County Schools"	"6514"	"Business and Information Technology"	"Digital Communication Systems"	69	55.07	44.93	2.9	2.9	.38	2.9	1.45	52.17
"770"	"Richmond County Schools"	"6597"	"Business and Information Technology"	"Business Cooperative Program"	3	0	100	0	0	.33	0	0	66.67
"770"	"Richmond County Schools"	"6145"	"Career Development"	"Career Management"	137	64.23	35.77	2.92	1.46	.68	1.46	2.19	24.09
"770"	"Richmond County Schools"	"6158"	"Career Development"	"Exploring Career Decisions"	1	100	0	0	0	1	0	0	0
"770"	"Richmond County Schools"	"7009"	"Family & Consumer Sciences Education"	"Consumer H. E. Pilot Program"	39	23.08	76.92	0	0	.56	0	0	43.59

