

DRAFT MINUTES
Joint Legislative Education Oversight Committee
October 13, 2009

The Joint Legislative Education Oversight Committee met on Tuesday, October 13, 2009 at 1:00 pm in Room 544 of the Legislative Office Building. House Co-Chairman, Representative Doug Yongue presided and first welcomed our new Senate Co-Chairman, Senator Tony Foriest to the committee. This first interim meeting was attended by Representatives Bell, Blackwood, Cotham, Fisher, Jeffus, Johnson, Lucas, Parmon, Rapp, Tolson, Warren, and Wiley, in addition to Senators Atwater, Dannelly, Goss, Hartsell, Nesbitt, Queen, Stevens, Swindell, and Tillman. Chairman Yongue welcomed the new members – Representatives Earline Parmon and Laura Wiley. He then welcomed the committee staff – Ms. Shirley Iorio, Ms. Kara McKraw, Ms. Drupti Chauhan, Ms. Dee Atkinson, Ms. Sara Kamprath, Ms. Jackie Ray, and Ms. Katie Stanley, as well as the Sergeant-at-Arms staff – Mr. Dusty Rhodes, Mr. Mike Martin, Mr. James Worth, Mr. John Fitchett, Mr. Wade Evans, Mr. Curtis Dowd, and Mr. Stan Johnson. Chairman Yongue asked fellow Chairman Foriest to say a few words. Chairman Foriest told the committee of his gratitude for this opportunity to serve on this committee and contribute to decisions that may enhance the state of education in North Carolina. Chairman Yongue then asked the committee to submit potential agenda items to staff for review in the coming days. The agenda, attendance record, and list of visitors are attached (Attachments 1-3).

As the first order of business, Chairman Yongue invited Ms. Shirley Iorio to present the committee's authorizing legislation, estimated budget, possible studies, and reports due to the committee. Ms. Iorio provided this information to the committee.

Chairman Yongue asked the committee to review minutes from the January 14, 2009 meeting. With a motion for approval from Representative Bell, the committee voted to approve these minutes. Chairman Yongue then invited the first presenter.

Effect of Budget Reductions

NC Independent Colleges & Universities

Dr. Hope Williams, President, NC Independent Colleges and Universities, began by thanking members of the committee for funding the various grants-in-aid to private college students. She highlighted the various struggles facing these colleges and students. Dr. Williams noted that during these tough economic times, donor support has decreased and colleges have made cuts to their budgets. Even more students are requesting financial aid and some are returning to request additional aid due to family financial struggles. The State Contractual Scholarship was funded at the current level, with no cut. At the state level, three major program areas were cut in the 2009 budget, beginning with the Legislative Tuition Grant. This grant-in-aid program, initiated in 1972, provides taxpayer assistance in the amount of \$1,850 (post-cut) per year to in-state students attending private colleges or universities, regardless of need. This cut of \$100 per student applies to each student. The second cut was a total program elimination of any aid to part-time or half-time students as they are called. This aid was targeted towards adult students who take courses in the evening or on weekends in order to complete a bachelor's degree. After hearing back from some colleges' financial aid offices, Dr. Williams reported that adults

DRAFT

previously benefitting from the part-time aid in 2008 are now taking fewer courses or none at all. The third program, the EARN program was cut in half for the fall semester, and eliminated for the spring semester. This need-based aid program will mean a loss for students who have experienced a 200% poverty rate, and may receive up to \$4,000 in aid per year over a 2 year period. A typical student receiving aid from the EARN scholarship will lose up to \$4,000 during this year. Dr. Williams also reviewed other financial aid resources that students may benefit from in North Carolina, like the need-based lottery scholarship or other institutional aid programs. She claimed that while colleges are working hard on behalf of students to make up for lost aid; the gap still exists for many.

Senator Swindell commended Dr. Williams and the private colleges and universities for the work they are doing. Senator Swindell asked Dr. Williams to comment on the variance of costs to the state depending on where a student attends and the tuition costs. Dr. Williams explained that the State Contractual Scholarship is a need-based program allocated to campuses according to the number of North Carolina students. From that point, the money is allocated to students based on the level of financial need. The average amount of a need-based grant is about \$2,800 according to Dr. Williams. Representative Blackwood asked if enrollment numbers changed. Dr. Williams notes that while data is still coming in, the idea is that enrollment has decrease at some private colleges and has increased at others. Representative Blackwood asked Dr. Williams for the cost to the state per student. Dr. Williams answered saying that a student with financial need may cost the state \$3,200, which includes the \$1,850 Legislative Tuition Grant and \$1,350 from the State Contractual Scholarship. A student with no financial need would only cost the state \$1,850. Senator Foriest asked about the impact of cuts in total on the 37,000 students educated in private college students. Dr. Williams knew of no specific number of students who were unable to attend courses due to budget cuts. Senator Goss asked if there is any alternative to students with need appearing before the staff in a financial aid office. Dr. Williams affirmed that students with additional need know to go to the financial aid office. Representative Rapp, a professor at Mars Hill College, asked Dr. Williams to identify how many adult students attend private colleges in NC. Dr. Williams said that many colleges may have as many as 50% adult students. Representative Wiley acknowledged and commended the private colleges for stretching a dollar. She asked Dr. Williams to identify efforts made to decrease the actual cost to a student. Dr. Williams noted the many cuts to personnel, degree programs, and other items within operating budgets. Chairman Yongue praised the private colleges for the opportunities they have afforded to students, and the legislature for their support.

The University of North Carolina

Chairman Yongue invited President Erskine Bowles, the University System of North Carolina, to present to the committee on the impact of the recession and the recent legislative budget cuts. The University System has cut over 900 administrative positions. Over 600 of these 900 positions were filled only one year ago. These total cuts have amounted to \$294 million dollars. President Bowles cited several initiatives to increase efficiency such as the work of the UNC Tomorrow Commission, the Bain Study, the PACE Initiative, the Financial Improvement and Transformation project, and other internal reviews. Administrative costs have been reduced by more than 23%, which includes a permanent reduction of 18%. Reductions to academic costs have amounted to 5%, which included a 1% permanent cut. These cuts were

DRAFT

aimed at protecting the academic core and reducing duplication. President Bowles proceeded to explain the 2009-2010 Action Plan as presented by the UNC Tomorrow Commission. The Action Plan is attached as well as a handout outlining budget reductions and expansion items (Attachments 4-5).

The five major goals are as follows:

1. Improve K-12 public education by producing more and better teachers and principals. The Longitudinal Data Study, to be complete by December 2009, will aid the University system in achieving these goals.
2. Increase access to the higher education by working closely with the North Carolina Community Colleges, investing in distance education, studying need-based financial aid, reviewing enrollment growth plans, and reviewing 4-year tuition plans.
3. Transform institutions to be more nimble, efficient, and responsive by eliminating needless regulations, evaluating performance goals, emphasizing demand, instituting E-Procurement, and many other efforts.
4. Increase focused research and become more actively engaged in economic transformation by focusing on innovation, research needs identified by the UNC Tomorrow Commission, and taking advantage of stimulus funding.
5. Enhance global competitiveness of the institutions and graduates by setting high, uniform standards, providing better customer service, and focusing on retention and graduation.

Representative Fisher asked President Bowles to comment on efforts to bridge the gap between high school students and the universities. President Bowles mentioned the Acupuncture Test – aimed at gauging whether or not a high school student is ready and prepared for the university by testing the student in the 10th grade. Chairman Foriest praised the University System for their efforts to make smart cuts, to identify strengths and weaknesses, and to realize opportunities even in these tough economic times. Representative Johnson asked if security was cut, since the General Assembly gave expansion dollars to the University System two years ago to strengthen security o campuses. President Bowles assured the committee that security was identified as a major priority and was not cut. Representative Blackwood asked President Bowles to identify control measures for different variables in the longitudinal data study. He assured Representative Blackwood that the study does properly control for variables outside of teacher performance. This information will be presented to the committee once the study is complete. Senator Queen asked how we, as a state, can improve upon our private Research and Development fund balance. President Bowles suggested that we are doubling our federal research efforts. The UNC System is working with IBM as a partner to revise legal documents and map patents. Representative Rapp asked for a breakdown of data to identify the age of students at universities and for a copy of the SLOAN Report. President Bowles promised to provide this information at a later date. Representative Bell asked why the state's universities

DRAFT

are not incorporating the National Board Certification curriculum within our teacher preparation program. President Bowles assured Representative Bell that the longitudinal study, once complete, will provide more information like this to identify best practices. With no further questions, Chairman Yongue invited the next presenter.

The NC Community College System

Dr. Scott Ralls, President, NC Community College System, began by presenting an overview of budget reductions, totaling \$1.24 million in state dollars. He began by reviewing enrollment trends in the last decade, where the community colleges educated an additional 100,000 students. A marked 30% spike in enrollment occurred last year in 2008-2009. President Ralls thanked members for their support during the budget cycle. With completion of the Comprehensive Articulation Agreement a decade ago, enrollment in arts and sciences has more than doubled. The arts and sciences courses are general education requirements that students may take when planning to transfer to the university. The Health Sciences program has experienced over 73% growth in the last ten years as the demand for health professionals has increased. Other growing programs areas include public service, technical programs, and business technologies. The NC Community Colleges are putting more emphasis on the measurement of a student's success by tracking the rate that students are awarded certificates, degrees, and diplomas. Over the past ten years, the total number of degrees, certificates, and diplomas awarded has increased 53%. Other factors contributing to higher enrollment may be seen in President Ralls' presentation (Attachment 6). In a normal year, the community colleges experience some attrition in the spring semester. With record unemployment numbers in this economy, the community colleges may have increased enrollment in the spring. The system is highly influenced by the cyclical economy, feeling the enrollment highs and lows according to the unemployment rate. President Ralls noted that enrollment may be as high as an additional 20,000 full-time equivalent students, or a 12% increase. Colleges are trying to accommodate students when one course is unavailable, by suggesting another required course instead. However, with the issue of physical space available and classroom capacity, students have been turned away at 24 colleges from specific courses.

Senator Foriest asked if the colleges are burdened with the added pressure of educating high school students in early colleges and middle colleges, as well as prepare thousands for transfer into a university. President Ralls answered, saying that while they do feel pressure, they'll be identifying ways to remedy some of these pressures in the future. He assured the committee that so long as the legislature expresses the need for more allied health professionals and technical education students, they will meet these priority needs while filling many other roles.

Representative Rapp asked President Ralls to address the impact of dual enrollment programs. President Ralls suggested that the data is not yet available, but has had a significant impact that has been felt. Representative Blackwood questioned the enrollment funding measure – FTE – and asked President Ralls to comment. President Ralls assured the committee that while he appreciates the legislature's efforts to address enrollment shortfalls by appropriating dollars to a reserve fund, the colleges would love to be funded more like public schools. The public schools are able to project enrollment and then adjust during the first month or so. The community colleges are funded in arrears and are unprepared when an enrollment spike occurs.

Representative Blackwood asked for the cost per student to the state. Ms. Jennifer Haygood,

DRAFT

Chief Financial Officer, NC Community College System, stated that the state's cost per student is about \$4,200. The total cost is \$5,500, with the difference of \$1,300 made up by tuition receipts. Representative Lucas asked how many students in the arts and sciences program go on to the university. President Ralls said about one third of the students transfer to the university. He then assured the committee that there is a renewed focus on measuring student success in the future. Senator Goss asked if, during these stressed economic times, students are referred to a nearby college if the closest campus is at capacity. President Ralls said that this naturally happens especially in English 111 or health sciences. Senator Queen asked for comment on the use of performance measures. President Ralls said the community colleges are making performance based decisions. They are working on the P-20 longitudinal data study and working to improve intermediate measures – to produce an outcome. Senator Dannelly asked if any other state has a better funding mechanism. President Ralls could not identify a mechanism better than FTE, but suggested that there are ways to improve – such as forward funding. There were no further questions.

NC Department of Public Instruction

Dr. June Atkinson, State Superintendent of Public Instruction, discussed the impact of the budget on public schools. The 2009 budget's reductions occurred in four main areas – program elimination, permanent program cuts, non-recurring program cuts, and a discretionary adjustment for each LEA. The discretionary cuts have impacted personnel through teacher and teacher assistant layoffs. The Department has cut 64 positions and felt the impact in cuts to school support. Please see the presentation in its entirety (Attachment 7). Representative Rapp asked about our potential for being awarded American Recovery and Reinvestment Act (ARRA) funds. Superintendent Atkinson said the state is positioned well to receive these funds. She sought to quell fears that a state mandated charter school cap may hold us back, by mentioning other innovative programs – like Learn and Earn online. Senator Queen asked about the ratio of administrative cuts to classroom cuts. Superintendent Atkinson noted that 12% of cuts were made to central office staff, with the remaining 88% affecting classrooms.

Chairman Yongue announced that the committee would meet again tomorrow morning, October 14, 2009 at 9:00 am. With no further business, Chairman Yongue adjourned the meeting at 4:00 pm.

DRAFT MINUTES

JOINT LEGISLATIVE EDUCATION OVERSIGHT COMMITTEE

October 14, 2009

The Joint Legislative Education Oversight Committee met on Wednesday, October 14, 2009, at 9:00 a.m. in Room 544 of the Legislative Office Building. Senator Tony Foriest, Senate Co-Chairman, presided and the following senators were in attendance: Senators Atwater, Dannelly, Goss, Hartsell, Swindell and Tillman. The following House members were also present: Representative Douglas Yongue, House Co-Chairman; Representatives Bell, Blackwood, Cotham, Fisher, Jeffus, Johnson, Lucas, Parmon, Tolson, Warren and Wiley. The following members of the Legislative Research staff were in attendance: Shirley Iorio, Drupti Chauhan, Kara McCraw, Sara Kamprath and Dee Atkinson. Members of the Fiscal Research Division were present. Committee Clerks Jackie Ray and Katie Stanley were present as well. Members of the sergeant-at-arms were present.

Chairman Foriest convened the meeting and welcomed members, staff and guests. He briefly recapped some of the information received from the October 13th meeting and noted that the Committee had learned a lot about how the existing budget deficit has affected various educational institutions. Senator Foriest further noted that the Committee's work is vital in order to ensure that education stays at the forefront of what is done here at the General Assembly.

Race to the Top Fund

Chairman Foriest recognized officials from the NC Department of Public Instruction (DPI), who addressed the Committee regarding the Race to the Top Fund (RTTT) initiative (Attachment 1).

Dr. June Atkinson, State Superintendent of Public Instruction, addressed the Committee concerning what NC is doing to get RTTT dollars. She noted that as an initiative of Governor Perdue, there are many partners working together in trying to secure these competitive dollars for NC. The steering committee working with this initiative includes: Myra Best, of the Governor's Office; Dr. Bill Harrison, Chairman, State Board of Education; Dr. Atkinson; Allison Bailey of the Boston Consulting Group; and Dr. Glenn Kleiman, of the Friday Institute at NC State University.

The RTTT is an application/proposal to request additional education funds from the US Department of Education's American Recovery and Reinvestment Act (ARRA). The US Department of Education has been allotted discretionary funds of approximately \$5 billion. The Secretary of Education also has \$350 million for new assessments and \$650 million for innovation to be distributed. North Carolina's proposal is to vie for part of that money – somewhere between \$300-500 million. Dr. Atkinson noted that although 50% of the dollars received must go to school districts, there must be provisions for other costs including administrative and technology infrastructure. She indicated that other dollars received will depend on NC's alignment within the RTTT framework.

Dr. Atkinson noted that should we get them, RTTT dollars would allow NC to accelerate and enhance the State Board of Education's goals adopted approximately three years ago. She stated that the whole conceptual reason of obtaining the RTTT dollars is to ensure that all of NC students are college and career ready without needing remediation. Dr. Atkinson used as a model the analogy of a GPS system in navigating to get students ready for college or a career.

RTTT requires four advance core reforms:

- 1) College and career-ready standards and high quality, valid, and reliable assessments for all students, including students who have English as a second language as well as students with disabilities;
- 2) Pre-K to higher education data systems that meet the principles in the American COMPETES Act;
- 3) Teacher effectiveness and equitable distribution of effective teachers; and,
- 4) Intensive support and effective interventions for lowest-performing schools.

Dr. Atkinson noted that final guidelines for developing the RTTT proposals are not due out until November, the final proposal is due to the Department of Education in January 2010, and that first-round funding and grant approval is scheduled for April 2010. She indicated that there are many successful factors which place NC at or near the top for receiving funding. These factors include: NC being a leading state for educational reform and improvement, NC being a model state where educational initiatives can be replicated, NC having a well-designed, research-based plan, and NC's adherence to RTTT criteria and guidelines.

Dr. Atkinson discussed measurable goals and bold initiatives designed to enhance and accelerate NC's strategic approach. Such goals include:

- Increase graduation rate
- Turn low-performing schools into successful schools
- Increase number of students taking challenging capstones courses
- Ensure qualified, effective teachers and principals in all classes and schools
- Prepare all students to be college- and/or career-ready

The initiatives include:

- New teacher and school executive standards and evaluation processes
- ACRE
- CEDARS
- District and School Transformation
- NC Virtual Public School
- School connectivity
- Teacher Working Conditions survey
- Nationally Board Certified Teachers
- Early college high schools

Work has been progressing on various aspects of the RTTT proposal, including \$250,000 in funding from the Gates Foundation to hire the Boston Consulting Group to assist in preparing the proposal. Dr. Atkinson noted that all of these approaches and initiatives, as well as partnerships and broad

support received are designed to ensure that NC has the best proposal for RTTT efforts and that we remain highly competitive.

Dr. Rebecca Garland, Associate State Superintendent/Chief Academic Officer, and Adam Levinson, Director of Policy and Strategic Planning, NC Department of Public Instruction addressed the Committee regarding the status of the reforms and initiatives laid out by Dr. Atkinson. The following assurances were discussed:

Assurance One: Standards and Assessments – (Dr. Garland)

Accountability Curriculum Revision Effort (ACRE), a new standard course of development which deals with benchmarks, assessments, and accountability measures for graduating globally competitive students.

Assurance Two: Longitudinal Data Systems – (Mr. Levinson)

Common Education Data Analysis and Reporting System (CEDARS), which includes core components of NC P-20+ and P-13 education data designed with the following goals in mind:

- 1) Provide infrastructure to enable data-driven decision making
- 2) Increase quality and accessibility of education data

Assurance Three: Turning Around Struggling Schools – (Dr. Garland)

This is designed to help student achievement through a statewide system of support. Focus includes low-performing schools, corrective action, turnaround schools, partnership with school districts, and consent order to work with Halifax County schools as issued by Superior Court Judge Howard Manning (Attachment 2).

Assurance Four: Effective Leaders - (Dr. Garland)

Designed to identify gaps in terms of 21st century skills with a regional approach to address needs and provide teachers, administrators, and leaders with the necessary support they need to successfully run schools and districts.

Mr. Levinson rounded out the discussion concerning issues relative to the four assurance areas. These include the use of technology to provide cost-effective support, as well as the need for strong research and evaluation planning for identifying programs that are working.

Dr. Atkinson emphasized that the work involved in getting the grant would be tedious; however, it is important that students get to their destination, graduate, and are prepared both college and career-ready. The RTTT effort will help attain this goal and will also help students to move and accelerate with 100% graduation rates. Dr. Atkinson noted that should NC not receive the RTTT dollars, or the amount requested, they will continue to move forward, although they may move at a much more uneven pace. She noted that if such is the case, they would apply for other competitive grants which would help get dollars to do some portions of the total picture of the RTTT.

Chairman Foriest thanked the DPI officials for their presentations. Chairman Yongue briefly addressed the Committee. There were questions and comments taken from Committee members regarding RTTT concerns and appropriate DPI staff answered and/or addressed accordingly.

Update on DPI Organization

Chairman Foriest recognized Dr. Bill Harrison, who, along with Dr. Atkinson, addressed the Committee regarding the organization of the State Board of Education and the NC DPI. Dr. Harrison noted that the status of the recent court case has been resolved. He indicated that although he did resign his position as CEO, he was excited about the opportunity to serve as Chairman of the State Board of Education. Dr. Harrison stated that they will continue to focus on policy and provide support to Dr. Atkinson's staff to ensure that the needs of every child in the state of NC are met. Dr. Atkinson concurred that she was glad that the court case was behind them and that she has had a tradition of working well with the State Board of Education.

Dr. Atkinson referenced the different areas of the Public Schools of NC Organizational Chart (Attachment 3). She noted that although some DPI employees have flexible hours and are required to be out of the office, if anyone from the NC General Assembly, or any other agency, needs to contact them directly, they are doing their best to be responsive.

Chairman Foriest thanked Dr. Harrison and Dr. Atkinson for their efforts. He noted that the next Committee meeting was scheduled for November 9 and 10, 2009. Chairman Foriest indicated that in trying to address issues important to the NC General Assembly and to this Committee, the Chairs ask that requests be made to the Committee in writing.

Chairman Yongue announced that a schedule was being passed out to members noting a change in the Committee schedule for February 2010 (Attachment 4).

Chairman Foriest adjourned the meeting at 11:15 a.m.

Respectfully submitted,

Senator Anthony Foriest, Co-Chair Presiding

Jacqueline F. Ray, Committee Clerk

Representative Douglas Yonge, Co-Chair

2009 Reports/Studies by Education Oversight

| Citation | Provision | Shall/May | Date Due |
|-----------------------------|--|-----------|----------------------|
| HB 836 Sec. 3J | NC Teacher Salary Schedule | Shall | September 30, 2010 |
| HB 945 Part V, Sec. 5.2 | Consolidation of the General Statutes and Administrative Rules Pertaining to High School Programs Offered at Community Colleges (SB 644-Swindell; HB 717-Tarleton) | May | 2010 Regular Session |
| HB 945 Part, V, Sec. 5.3 | Social Workers in Schools (HB 1089-Jeffus) | May | 2010 Regular Session |
| HB 945 Part V, Sec. 5.4 | Impact of Student Mobility on Academic Performance (HB 1029-Folwell, Glazier, Wiley, Parmon) | May | 2010 Regular Session |
| HB 945 Part V, Sec. 5.5 | Alternative Schools (HB 971-Lucas, Bryant) | May | 2010 Regular Session |
| HB 945 Part V, Sec. 5.6 | ABC Bonus Program (HB 707-Wilkins, Yongue, Glazier, Johnson) | May | 2010 Regular Session |
| HB 945 Part V, Sec. 5.7 | State Need-Based Financial Aid (HB 1552-Glazier, McLawhorn, Rapp, Tarleton) | May | 2010 Regular Session |

**2009-2010 Reports to the
Joint Legislative Education Oversight Committee**

June 2009

| | | |
|---------------------|---|--|
| Due date: | June 1, 2009 (annually) | |
| From: | State Education Assistance Authority | |
| Description: | Establish the John B. McLendon Leadership Awards | |
| Chapter: | S.L. 2007-323, sec. 9.18(a) | |
| Contact(s): | Steve Brooks | |
| Due date: | June 1, 2009 (annually) | |
| From: | State Education Assistance Authority | |
| Description: | Scholarship Administration for the State Lottery | |
| Chapter: | S.L. 2005-344, HB 1023 | |
| Contact(s): | Steve Brooks | |
| Due date: | June 15, 2009 (biannually) | |
| From: | State Board of Community Colleges | |
| Description: | Report on expenditures from the Board Reserve Fund to be used for feasibility studies, pilot projects, and start-up of new programs | |
| Chapter: | G.S. 115D-5(j) | |
| Contact(s): | Jennifer Haygood | |
| Due date: | June 30, 2009 | |
| From: | Department of Public Instruction | |
| Description: | Use of funds for opportunities to gain access to college and college coursework (Learn and Earn Sites) | |
| Chapter: | S.L. 2008-118, sec. 3.4, HB 2438 | |
| Contact(s): | Rebecca Garland, Tony Habit | |

July 2009

| | | |
|---------------------|---|--|
| Due date: | July 15, 2009 (Quarterly) | |
| From: | State Board of Community Colleges | |
| Description: | Projects funded from community college general obligation bonds | |
| Chapter: | S.L. 2000-3, sec. 1.2 | |
| Contact(s): | Jennifer Haygood | |
| Due date: | July 15, 2009 (Quarterly) | |
| From: | Department of Public Instruction | |
| Description: | NC Wise Positions | |
| Chapter: | S.L. 2006-66, sec. 7.12 | |
| Contact(s): | Peter Asmar | |

***2009-2010 Reports to the
Joint Legislative Education Oversight Committee***

September 2009

| | | | |
|--|--|---|--|
| | Due date: From: Description: Chapter: Contact(s): | September 2009 (annually) UNC Board of Governors 2000 Higher Education Bond Program/UNC capital facilities maintenance, repairs & renovations S.L. 2000-3, secs. 1.1 & 6 Rob Nelson | |
| | Due date: From: Description: Chapter: Contact(s): | September 2009 (biennially) UNC BOG Continue Academic Common Market Program S.L. 2005-276, sec. 9.24 Harold Martin | |
| | Due date: From: Description: Chapter: Contact(s): | September 1, 2009 (annually) UNC/NCCCS UNC/NCCCS Joint Initiative for Teacher Education and Recruitment S.L. 2005-276, sec. 9.3 Alan Mabe, Sandra Williams | |
| | Due date: From: Description: Chapter: Contact(s): | September 1, 2009 (annually) State Board of Community Colleges Consolidate Workforce Development Program (Customized Training Program) S.L. 2008-107, sec. 8.7(f), S.L. 2005-276, sec. 8.4 Maureen Little | |
| | Due date: From: Description: Chapter: Contact(s): | September 1, 2009 (annually) UNC BOG/NCCCS 2+2 E-Learning Initiative S.L. 2008-107, sec. 9.7(c) Wanda Barker | |
| | Due date: From: Description: Chapter: Contact(s): | September 15, 2009 (annually) Financial Services Section/DPI Alternative Teacher Salary Plans/Pilot Program S.L. 2007-453, HB 966 Philip Price, Alexis Schauss | |

October 2009

| | | | |
|--|---|--|--|
| | Due Date: From: Description: Chapter: Contact(s) | October 1, 2009 (annually) NC Teacher Academy Teacher Academy Transfer S.L. 2006-66, sec. 9.17 Carolyn McKinney/Julia Kron | |
|--|---|--|--|

Studies/reports in bold are from the 2009 Session

**2009-2010 Reports to the
Joint Legislative Education Oversight Committee**

October 2009 (continued)

| | | |
|---------------------|---|--|
| Due date: | October 1, 2009 (annually) | |
| From: | State Board of Education | |
| Description: | Schools of Education performance reports | |
| Chapter: | S.L. 2000-67, sec. 9.2(a) | |
| Contact(s): | Kathy Sullivan, Mike Cash | |
| Due date: | October 1, 2009 (annually) | |
| From: | State Education Assistance Authority | |
| Description: | Aid to students attending private colleges | |
| Chapter: | S.L. 2007-323, sec. 9.13(b), S.L. 2003-429, HB 150; S.L. 2000-67, sec. 10.3, S.L. 1999-237, sec. 10; G.S. 116-43.5; S.L. 1998-212, s. 11.3 | |
| Contact(s): | Steve Brooks | |
| Due date: | October 1, 2009 (annually) | |
| From: | State Education Assistance Authority | |
| Description: | Legislative Tuition Grant | |
| Chapter: | S.L. 2001-424, sec. 31.1(a) | |
| Contact(s): | Steve Brooks | |
| Due date: | October 1, 2009 (annually) | |
| From: | State Education Assistance Authority | |
| Description: | State Contractual Scholarship Fund | |
| Chapter: | S.L. 2001-424, sec. 31.1(b) | |
| Contact(s): | Steve Brooks | |
| Due date: | October 1, 2009 (annually) | |
| From: | UNC Board of Governors | |
| Description: | Progress of Health Professional Schools in increasing the number of NC Graduates Entering Primary Care | |
| Chapter: | S.L. 1995-507, sec. 23A.5(d) | |
| Contact(s): | Alan Mabe | |
| Due Date: | October 15, 2009 (annually) | |
| From: | State Board of Education | |
| Description: | Special Education/Educational Performance of Children With Disabilities | |
| Chapter: | S.L. 2006-69 | |
| Contact(s): | Mary Watson, Angela Quick | |
| Due date: | October 15, 2009 (annually) | |
| From: | State Board of Education | |
| Description: | ABCs Report | |
| Chapter: | S.L. 1997-18, sec. 15(a), G.S. 115C-12(25) | |
| Contact(s): | Lou Fabrizio, Pat Ashley, Rebecca Garland | |

***2009-2010 Reports to the
Joint Legislative Education Oversight Committee***

October 2009 (continued)

| | | |
|---------------------|---|--|
| Due date: | October 15, 2009 (annually) | |
| From: | State Board of Education | |
| Description: | General knowledge test for certified staff in low-performing schools and a plan to provide certified substitutes when teachers are absent for remediation | |
| Chapter: | S.L. 1997-221, sec. 3(f) | |
| Contact(s): | Lou Fabrizio, Pat Ashley, Rebecca Garland | |
| Due date: | October 15, 2009 (Quarterly) | |
| From: | State Board of Community Colleges | |
| Description: | Projects funded from community college general obligation bonds | |
| Chapter: | S.L. 2000-3, sec. 1.2 | |
| Contact(s): | Jennifer Haygood | |
| Due date: | October 15, 2009 (Quarterly) | |
| From: | Department of Public Instruction | |
| Description: | NC Wise Positions | |
| Chapter: | S.L. 2006-66, sec. 7.12 | |
| Contact(s): | Peter Asmar | |
| Due date: | October 31, 2009 (annually) | |
| From: | State Board of Education | |
| Description: | Expenditure of Supplemental Funds for Low-Wealth Counties | |
| Chapter: | S.L. 2005-276, sec. 7.60 | |
| Contact(s): | Philip Price, Paul LeSieur | |
| Due date: | October 31, 2009 (annually) | |
| From: | State Board of Education | |
| Description: | New Accountability for the Use of Funds in the At-Risk and Improving Student Acct. Allotments | |
| Chapter: | S.L. 2005-276, sec. 7.61 | |
| Contact(s): | Philip Price | |

November 2009

| | | |
|---------------------|---|--|
| Due date: | November 15, 2009 (Final Report) | |
| From: | Committee on Dropout Prevention | |
| Description: | Results of the evaluation of grants awarded under S.L. 2007-323 | |
| Chapter: | S.L. 2008-107, sec. 7.14(e) | |
| Contact(s): | | |

***2009-2010 Reports to the
Joint Legislative Education Oversight Committee***

December 2009

| | | |
|---------------------|--|--|
| Due Date: | December 1, 2009 | |
| From: | State Board of Education | |
| Description: | Access to NCVPS and Learn and Earn Online | |
| Chapter: | S.L. 2009-451, Sec. 7.33 | |
| Contact(s): | Bryan Setser | |
| Due Date: | December 1, 2009 | |
| From: | State Education Assistance Authority | |
| Description: | Establish the Education Access Rewards North Carolina Scholars Fund (EARN) | |
| Chapter: | S.L. 2009-451, sec. 9.2(e), S.L. 2007-323, Sec. 9.7(a) | |
| Contact(s): | Steve Brooks | |
| Due Date: | December 1, 2009 | |
| From: | UNC BOG | |
| Description: | Feasibility of Implementing a Trimester System | |
| Chapter: | HB 945, Part XXII | |
| Contact(s): | | |
| Due Date: | December 1, 2009 | |
| From: | SBCC | |
| Description: | Feasibility of Converting the Academic Calendar to a Trimester System | |
| Chapter: | HB 945, Part XXVII | |
| Contact(s): | | |
| Due date: | December 1, 2009 (annually) | |
| From: | UNC Board of Governors | |
| Description: | Teacher Assistant Scholarship Fund | |
| Chapter: | S.L. 2006-95, sec. 2.3, S.L. 2001-424, sec. 31.5, G.S. 116-209.35 | |
| Contact(s): | Bobby Kanoy | |
| Due date: | December 1, 2009 (annually) | |
| From: | UNC BOG | |
| Description: | Teacher Scholarship Funds | |
| Chapter: | S.L. 2009-451, sec. 9.18(c), S.L. 2006-95, sec. 2.5, S.L. 2005-276, sec. 9.11 | |
| Contact(s): | Steve Brooks | |
| Due date: | December 1, 2009 (annually) | |
| From: | NC Teaching Standards Commission | |
| Description: | Activities and recommendations for improving the teaching profession | |
| Chapter: | G.S. 115C-295.2(c) | |
| Contact(s): | Carolyn McKinney | |

***2009-2010 Reports to the
Joint Legislative Education Oversight Committee***

December 2009 (continued)

| | | |
|---------------------|--|--|
| Due date: | December 1, 2009 (annually) | |
| From: | Department of Public Instruction | |
| Description: | Results of county school system's receipts from sale of seized vehicles and costs for administering the DWI motor vehicle forfeiture law | |
| Chapter: | S.L. 1998-182, sec. 38 | |
| Contact(s): | Philip Price, Ben Matthews | |
| Due date: | December 15, 2009 | |
| From: | State Board of Education | |
| Description: | North Carolina Virtual Public Schools | |
| Chapter: | S.L. 2009-451, sec. 7.9(g) | |
| Contact(s): | Philip Price, Bryan Setser | |
| Due date: | December 20, 2009 (annually) | |
| From: | State Board of Community Colleges | |
| Description: | Regional program offerings/Curriculum Program Approvals in community colleges | |
| Chapter: | S.L. 2002-126, sec. 8.2, GS 115D-5(f) | |
| Contact(s): | Delores Parker | |
| Due date: | December 31, 2009 | |
| From: | Program Evaluation Division of the NCGA | |
| Description: | 2+2 E-Learning Initiative | |
| Chapter: | S.L. 2008-107, sec. 9.7(c) | |
| Contact(s): | John Turcotte | |

January 2010

| | | |
|---------------------|---|--|
| Due date: | January 2010 (annually) | |
| From: | UNC Board of Governors | |
| Description: | Teacher education programs through distance ed. | |
| Chapter: | S.L. 2001-424, sec. 31.7(b) | |
| Contact(s): | Harold Martin | |
| Due date: | January 1, 2010 (annually) | |
| From: | Education Cabinet | |
| Description: | School Connectivity Initiative (Progress towards developing the plan) | |
| Chapter: | S.L. 2007-323, sec. 7.28(g) | |
| Contact(s): | Peter Asmar | |

**2009-2010 Reports to the
Joint Legislative Education Oversight Committee**

January 2010 (continued)

| | | |
|---------------------|--|--|
| Due date: | January 15, 2010 | |
| From: | State Board of Education | |
| Description: | Remove Barriers to Lateral Entry into Teaching | |
| Chapter: | S.L. 2009-451, sec. 7.21(b) | |
| Contact(s): | Susan Ruiz | |
| Due date: | January 15, 2010 (annually) | |
| From: | State Board of Education | |
| Description: | Use of Funds for Mentoring Services | |
| Chapter: | S.L. 2009-305, sec. 1(b) (SB 689) | |
| Contact(s): | Rebecca Garland | |
| Due date: | January 15, 2010 (annually) | |
| From: | State Board of Education & Governing Boards | |
| Description: | Evaluation of student success in cooperative innovative education programs | |
| Chapter: | S.L. 2009-305, sec. 3, S.L. 2005-276, sec. 7.33, S.L. 2003-277, Sec. 2 (codified as G.S. 115C-238.55) | |
| Contact(s): | Rebecca Garland, Antonio Jordan | |
| Due date: | January 15, 2010 (annually) | |
| From: | State Board of Education | |
| Description: | School Connectivity Initiative (Progress towards developing the plan) | |
| Chapter: | S.L. 2007-323, sec. 7.28(d) | |
| Contact(s): | Peter Asmar | |
| Due date: | January 15, 2010 (annually) | |
| From: | State Board of Education | |
| Description: | Disadvantaged Student Supplemental Funding | |
| Chapter: | S.L. 2007-323, sec. 7.8(b), S.L. 2005-276, sec. 7.8 | |
| Contact(s): | Rebecca Garland | |
| Due date: | January 15, 2010 (annually) | |
| From: | State Board of Education | |
| Description: | Learn and Earn High Schools | |
| Chapter: | S.L. 2007-323, sec. 7.19(d), S.L. 2005-276, sec. 7.32 | |
| Contact(s): | Rebecca Garland, Tony Habit | |
| Due date: | January 15, 2010 (annually) | |
| From: | State Board of Education | |
| Description: | Small Restructured High Schools | |
| Chapter: | S.L. 2007-323, sec. 7.21 | |
| Contact(s): | Philip Price, New Schools Project | |

***2009-2010 Reports to the
Joint Legislative Education Oversight Committee***

January 2010 (continued)

| | | |
|---------------------|---|--|
| Due date: | January 15, 2010 (annually) | |
| From: | Education Cabinet | |
| Description: | Activities to create cooperative innovative education initiatives between secondary schools and higher ed. | |
| Chapter: | S.L. 2003-277, sec. 1, codified as G.S. 116C-4(c) | |
| Contact(s): | Education Cabinet, Kathy Sullivan | |
| Due date: | January 15, 2010 (biannually) | |
| From: | State Board of Community Colleges | |
| Description: | Report on expenditures from the Board Reserve Fund to be used for feasibility studies, pilot projects, and start-up of new programs | |
| Chapter: | G.S. 115D-5(j) | |
| Contact(s): | Jennifer Haygood | |
| Due date: | January 15, 2010 (Quarterly) | |
| From: | State Board of Community Colleges | |
| Description: | Projects funded from community college general obligation bonds | |
| Chapter: | S.L. 2000-3, sec. 1.2 | |
| Contact(s): | Jennifer Haygood | |
| Due date: | January 15, 2010 (Quarterly) | |
| From: | Department of Public Instruction | |
| Description: | NC Wise Positions | |
| Chapter: | S.L. 2006-66, sec. 7.12 | |
| Contact(s): | Peter Asmar | |
| Due date: | January 31, 2010 (annually) | |
| From: | Department of Public Instruction | |
| Description: | Review of the More At Four Program | |
| Chapter: | S.L. 2008-107, sec. 7.17(c) and Part 49 of HB 2431 | |
| Contact(s): | John Pruette, Angela Quick, Rebecca Garland | |
| Due date: | January 31, 2010 | |
| From: | State Board of Education | |
| Description: | Plan to Restructure the ABCs Accountability System | |
| Chapter: | S.L. 2009-451, sec. 7.11(b) | |
| Contact(s): | Lou Fabrizio, Angela Quick, Rebecca Garland | |

*2009-2010 Reports to the
Joint Legislative Education Oversight Committee*

February 2010

| | | |
|---------------------|---|--|
| Due date: | February 1, 2010 (annually) | |
| From: | State Board of Education | |
| Description: | School Technology Plans | |
| Chapter: | S.L. 2009-451, sec. 7.31 | |
| Contact(s): | Peter Asmar | |
| Due date: | February 15, 2010 | |
| From: | State Board of Community Colleges | |
| Description: | Funding of New Multicampus Colleges | |
| Chapter: | S.L. 2009-451, sec. 8.23 | |
| Contact(s): | Jennifer Haygood | |
| Due date: | February 15, 2010 (annually) | |
| From: | UNC Board of Governors | |
| Description: | Exchange of information among public schools and institutions of higher education (NC High School Feedback Report) | |
| Chapter: | G.S. 116-11(10a) | |
| Contact(s): | Harold Martin | |

March 2010

| | | |
|--------------------|---|--|
| Due Date: | March 1, 2010 | |
| From: | Committee on Dropout Prevention | |
| Description | Grants Awarded under S.L. 2009-451 | |
| Chapter: | S.L. 2009-451, sec. 7.13(b) | |
| Contact(s) | Debora Sydnor | |
| Due Date: | March 1, 2010 | |
| From: | UNC BOG | |
| Description | Feasibility of Transferring UNC Center for Public Television to UNC School of the Arts | |
| Chapter: | HB 945, Part XXIII | |
| Contact(s) | | |
| Due Date: | March 1, 2010 (annually) | |
| From: | UNC Board of Governors | |
| Description | Amount and use of overhead receipts for The University System | |
| Chapter: | S.L. 2001-424, sec. 31.14 | |
| Contact(s) | Rob Nelson | |

***2009-2010 Reports to the
Joint Legislative Education Oversight Committee***

March 2010 (continued)

| | | |
|---------------------|---|--|
| Due Date: | March 1, 2010 (annually) | |
| From: | Office of the President, UNC-GA | |
| Description | Strategic Initiatives Reserve | |
| Chapter: | Joint Conference Comm. Report on the Cont., Expansion and Capital Budgets – 9/19/01 | |
| Contact(s) | Rob Nelson | |
| Due date: | March 1, 2010 (annually) | |
| From: | UNC Board of Governors | |
| Description: | Supply and demand of school administrators | |
| Chapter: | S.L. 2005-276, sec. 9.23, G.S. 116-74.21 | |
| Contact(s): | Harold Martin | |
| Due date: | March 1, 2010 (annually) | |
| From: | State Board of Community Colleges | |
| Description: | Implementation of performance budgeting | |
| Chapter: | S.L. 1999-237, sec. 9.2 | |
| Contact(s): | Keith Brown | |
| Due date: | March 15, 2010 | |
| From: | LEAs | |
| Description: | IDEA Funds under ARRA of 2009 | |
| Chapter: | S.L. 2009-451, sec. 7.32(b) | |
| Contact(s): | Philip Price | |
| Due Date: | March 15, 2010 | |
| From: | State Board of Education | |
| Description | School Calendar Pilot Program | |
| Chapter: | S.L. 2009-451, sec. 7.40 | |
| Contact(s) | Philip Price, Paul LeSieur | |
| Due Date: | March 15, 2010 (annually) | |
| From: | State Board of Education | |
| Description | Acts of School Violence and Dropout Rates, Suspensions, Expulsions, and Alt. Placement | |
| Chapter: | S.L. 2009-305, sec. 4, S.L. 2001-424, sec. 28.30(f) | |
| Contact(s) | Charlotte Hughes, Ken Gattis | |
| Due Date: | March 30, 2010 | |
| From: | SBCC | |
| Description | Strategies for Making the Construction Process for Community Colleges More Efficient | |
| Chapter: | HB 945, Part XXV | |
| Contact(s) | | |

***2009-2010 Reports to the
Joint Legislative Education Oversight Committee***

March 2010 (continued)

| | | |
|---------------------|--|--|
| Due Date: | March 30, 2010 | |
| From: | SBCC | |
| Description: | Need for Further Purchasing Flexibility | |
| Chapter: | HB 945, Part XXVI | |
| Contact(s): | | |
| Due date: | March 31, 2010 (annually) | |
| From: | UNC Board of Governors | |
| Description: | Focused Growth Pilot Program | |
| Chapter: | S.L. 2002-126, sec. 9.9 | |
| Contact(s): | Harold Martin, Rob Nelson | |
| Due date: | March 31, 2010 (Interim Report) | |
| From: | Committee on Dropout Prevention | |
| Description: | Results of the evaluation of grants awarded under S.L. 2008-107 | |
| Chapter: | S.L. 2008-107, sec. 7.14(e) | |
| Contact(s): | Debora Sydnor | |

April 2010

| | | |
|---------------------|--|--|
| Due date: | April 1, 2010 | |
| From: | Education Cabinet | |
| Description: | Development of a PreK-20 Data System | |
| Chapter: | S.L. 2009-451, sec. 7.19(d), as amended by HB 836 | |
| Contact(s): | John Pruette, Angela Quick, Rebecca Garland | |
| Due date: | April 1, 2010 | |
| From: | UNC Board of Governors | |
| Description: | Separation and Transition Policy for UNC Administrators | |
| Chapter: | S.L. 2009-451, sec. 9.25 | |
| Contact(s): | | |
| Due date: | April 1, 2010 (annually) | |
| From: | State Board of Education/State Board of Community Colleges | |
| Description: | Community colleges may train lateral entry teachers | |
| Chapter: | S.L. 2005-198 | |
| Contact(s): | Kathy Sullivan, Delores Parker | |

**2009-2010 Reports to the
Joint Legislative Education Oversight Committee**

April 2010 (continued)

| | | |
|---------------------|---|--|
| Due date: | April 1, 2010 (annually) | |
| From: | Communities in Schools | |
| Description: | Operation and effectiveness of its program | |
| Chapter: | S.L. 2005-276, sec. 16.3, S.L. 2003-284, Sec. 15.31, <i>S.L. 2001-424, sec. 24.31</i> | |
| Contact(s): | Jackie Decker (jdecker@cisnc.org) | |
| Due Date: | April 15, 2010 (annually) | |
| From: | Department of Public Instruction | |
| Description: | Effectiveness of the Plant Operation Program | |
| Chapter: | S.L. 2008-107, sec. 7.18(b) | |
| Contact(s) | Ben Matthews | |
| Due date: | April 15, 2010 | |
| From: | State Board of Education | |
| Description: | Board Certified Teachers Serve as full-time mentors | |
| Chapter: | S.L. 2009-451, sec. 7.41 and HB 836, S.L. 2008-86, HB 2360 | |
| Contact(s): | Kathy Sullivan | |
| Due date: | April 15, 2010 (Quarterly) | |
| From: | Department of Public Instruction | |
| Description: | NC Wise Positions | |
| Chapter: | S.L. 2006-66, sec. 7.12 | |
| Contact(s): | Peter Asmar | |
| Due date: | April 15, 2010 (Quarterly) | |
| From: | State Board of Community Colleges | |
| Description: | Projects funded from community college general obligation bonds | |
| Chapter: | S.L. 2000-3, sec. 1.2 | |
| Contact(s): | Jennifer Haygood | |

May 2010

| | | |
|---------------------|--------------------------------------|--|
| Due date: | May 2010 (annually) | |
| From: | Child Nutrition Services Section/DPI | |
| Description: | Child Nutrition Standards | |
| Chapter: | S.L. 2005-457 | |
| Contact(s): | Philip Price, Ben Matthews | |

*2009-2010 Reports to the
Joint Legislative Education Oversight Committee*

May 2010 (continued)

| | | |
|---------------------|---|--|
| Due date: | May 1, 2010 | |
| From: | State Board of Education | |
| Description: | Use of low-wealth funds for Level I or II students; whether counties supplanted | |
| Chapter: | S.L. 2009-451, sec.7.3(h) | |
| Contact(s): | Philip Price, Paul LeSieur | |
| Due date: | May 1, 2010 | |
| From: | State Board of Education | |
| Description: | Use of small school funds for Level I or II students; whether counties supplanted | |
| Chapter: | S.L. 2009-451, sec. 7.4(e) | |
| Contact(s): | Philip Price, Paul LeSieur | |
| Due Date: | May 1, 2010 | |
| From: | UNC BOG in conjunction with DPI and NCICU | |
| Description | Impacts of Raising the Compulsory Public School Attendance Age | |
| Chapter: | HB 945, Part XXIV | |
| Contact(s) | | |
| Due date: | May 1, 2010 (annually) | |
| From: | HMCU (Historically Minority Colleges and Univ. Consortium) | |
| Description: | Closing the Achievement Gap/Grants | |
| Chapter: | S.L. 2009-451, sec. 9.7(b) | |
| Contact(s): | | |
| Due date: | May 1, 2010 (annually) | |
| From: | Community Colleges System Office & Employment Security Commission | |
| Description: | Expenditure of ESC training & employment funds | |
| Chapter: | S.L. 1999-237, sec. 9.11 (HB 275) | |
| Contact(s): | Jennifer Haygood | |
| Due date: | May 1, 2010 (Interim Report) | |
| From: | Commission on Dropout Prevention and High School Graduation | |
| Description: | Change Reporting Requirement | |
| Chapter: | S.L. 2008-181, Part 35, (HB 2431) | |
| Contact(s): | Debora Sydnor | |
| Due date: | May 1, 2010 (biennially) | |
| From: | UNC Board of Governors | |
| Description: | Evaluation of distance education programs | |
| Chapter: | S.L. 1998-212, sec. 11.7 | |
| Contact(s): | James Sadler | |

***2009-2010 Reports to the
Joint Legislative Education Oversight Committee***

May 2010 (continued)

| | | | |
|--|---------------------|---|--|
| | Due date: | May 15, 2010 (Interim Report) | |
| | From: | JOBS Commission | |
| | Description: | Joining Our Businesses and Schools Commission | |
| | Chapter: | S.L. 2009-339, (SB 1069) | |
| | Contact(s): | Commission, Rebecca Garland | |
| | Due date: | May 15, 2010 (biennially) | |
| | From: | UNC Board of Governors | |
| | Description: | Efforts to strengthen primary health care | |
| | Chapter: | S.L. 1995-507, sec. 23A.5(a), (b), (b1) | |
| | Contact(s): | Alan Mabe | |

June 2010

| | | | |
|--|---------------------|---|--|
| | Due date: | June 1, 2010 (annually) | |
| | From: | State Education Assistance Authority | |
| | Description: | Establish the John B. McLendon Leadership Awards | |
| | Chapter: | S.L. 2007-323, sec. 9.18(a) | |
| | Contact(s): | Steve Brooks | |
| | Due date: | June 1, 2010 (annually) | |
| | From: | State Education Assistance Authority | |
| | Description: | Scholarship Administration for the State Lottery | |
| | Chapter: | S.L. 2005-344, HB 1023 | |
| | Contact(s): | Steve Brooks | |
| | Due date: | June 15, 2010 (biannually) | |
| | From: | State Board of Community Colleges | |
| | Description: | Report on expenditures from the Board Reserve Fund to be used for feasibility studies, pilot projects, and start-up of new programs | |
| | Chapter: | G.S. 115D-5(j) | |
| | Contact(s): | Jennifer Haygood | |
| | Due date: | June 30, 2010 | |
| | From: | DPI/State Board of Education | |
| | Description: | Alternative Teacher Salary Plans/Pilot Program (Effectiveness and performance of all pilots) | |
| | Chapter: | S.L. 2007-453, HB 966 | |
| | Contact(s): | Philip Price | |

***2009-2010 Reports to the
Joint Legislative Education Oversight Committee***

July 2010

| | | |
|---------------------|---|--|
| Due date: | July 1, 2010 | |
| From: | Program Evaluation Division of the NCGA | |
| Description: | Cost and Effectiveness of a Statewide High School Graduation Project Requirement | |
| Chapter: | S.L. 2009-60 (HB 223) | |
| Contact(s): | John Turcotte | |
| Due date: | July 15, 2010 (Quarterly) | |
| From: | Department of Public Instruction | |
| Description: | NC Wise Positions | |
| Chapter: | S.L. 2006-66, sec. 7.12 | |
| Contact(s): | Peter Asmar | |
| Due date: | July 15, 2010 (Quarterly) | |
| From: | State Board of Community Colleges | |
| Description: | Projects funded from community college general obligation bonds | |
| Chapter: | S.L. 2000-3, sec. 1.2 | |
| Contact(s): | Jennifer Haygood | |

September 2010

| | | |
|---------------------|--|--|
| Due date: | September 2010 (annually) | |
| From: | UNC Board of Governors | |
| Description: | 2000 Higher Education Bond Program/UNC capital facilities maintenance, repairs & renovations | |
| Chapter: | S.L. 2000-3, secs. 1.1 & 6 | |
| Contact(s): | Rob Nelson | |
| Due date: | September 1, 2010 (annually) | |
| From: | UNC/NCCCS | |
| Description: | UNC/NCCCS Joint Initiative for Teacher Education and Recruitment | |
| Chapter: | S.L. 2005-276, sec. 9.3 | |
| Contact(s): | Alan Mabe, Sandra Williams | |
| Due date: | September 1, 2010 (annually) | |
| From: | State Board of Community Colleges | |
| Description: | Consolidate Workforce Development Program (Customized Training Program) | |
| Chapter: | S.L. 2008-107, sec. 8.7(f), S.L. 2005-276, sec. 8.4 | |
| Contact(s): | Maureen Little | |

***2009-2010 Reports to the
Joint Legislative Education Oversight Committee***

September 2010 (continued)

| | | | |
|--|---------------------|--|--|
| | Due date: | September 1, 2010 (annually) | |
| | From: | UNC BOG/NCCCS | |
| | Description: | 2+2 E-Learning Initiative | |
| | Chapter: | S.L. 2008-107, sec. 9.7(c) | |
| | Contact(s): | Wanda Barker | |
| | Due date: | September 15, 2010 (annually) | |
| | From: | Financial Services Section/DPI | |
| | Description: | Alternative Teacher Salary Plans/Pilot Program | |
| | Chapter: | S.L. 2007-453, HB 966 | |
| | Contact(s): | Philip Price | |

October 2010

| | | | |
|--|---------------------|---|--|
| | Due Date: | October 1, 2010 (annually) | |
| | From: | NC Teacher Academy | |
| | Description | Teacher Academy Transfer | |
| | Chapter: | S.L. 2006-66, sec. 9.17 | |
| | Contact(s) | Carolyn McKinney/Julia Kron | |
| | Due date: | October 1, 2010 (annually) | |
| | From: | State Board of Education | |
| | Description: | Schools of Education performance reports | |
| | Chapter: | S.L. 2000-67, sec. 9.2(a) | |
| | Contact(s): | Kathy Sullivan, Mike Cash | |
| | Due date: | October 1, 2010 (annually) | |
| | From: | State Education Assistance Authority | |
| | Description: | Aid to students attending private colleges | |
| | Chapter: | S.L. 2007-323, sec. 9.13(b), S.L. 2003-429, HB 150; S.L. 2000-67, sec. 10.3, S.L. 1999-237, sec. 10; G.S. 116-43.5; S.L. 1998-212, s. 11.3 | |
| | Contact(s): | Steve Brooks | |
| | Due date: | October 1, 2010 (annually) | |
| | From: | State Education Assistance Authority | |
| | Description: | Legislative Tuition Grant | |
| | Chapter: | S.L. 2001-424, sec. 31.1(a) | |
| | Contact(s): | Steve Brooks | |
| | Due date: | October 1, 2010 (annually) | |
| | From: | State Education Assistance Authority | |
| | Description: | State Contractual Scholarship Fund | |
| | Chapter: | S.L. 2001-424, sec. 31.1(b) | |
| | Contact(s): | Steve Brooks | |

***2009-2010 Reports to the
Joint Legislative Education Oversight Committee***

October 2010 (continued)

| | | |
|---------------------|---|--|
| Due date: | October 1, 2010 (annually) | |
| From: | UNC Board of Governors | |
| Description: | Progress of Health Professional Schools in increasing the number of NC Graduates Entering Primary Care | |
| Chapter: | S.L. 1995-507, sec. 23A.5(d) | |
| Contact(s): | Alan Mabe | |
| Due date: | October 15, 2010 | |
| From: | State Board of Education | |
| Description: | Pilot Program for Lateral Entry Teachers | |
| Chapter: | S.L. 2007-376, SB 1115 | |
| Contact(s): | Philip Price, Susan Ruiz | |
| Due date: | October 15, 2010 (annually) | |
| From: | State Board of Education | |
| Description: | ABCs Report | |
| Chapter: | S.L. 1997-18, sec. 15(a), G.S. 115C-12(25) | |
| Contact(s): | Lou Fabrizio, Pat Ashley, Rebecca Garland | |
| Due date: | October 15, 2010 (annually) | |
| From: | State Board of Education | |
| Description: | General knowledge test for certified staff in low-performing schools and a plan to provide certified substitutes when teachers are absent for remediation | |
| Chapter: | S.L. 1997-221, sec. 3(f) | |
| Contact(s): | Lou Fabrizio, Pat Ashley, Rebecca Garland | |
| Due date: | October 15, 2010 (Quarterly) | |
| From: | Department of Public Instruction | |
| Description: | NC Wise Positions | |
| Chapter: | S.L. 2006-66, sec. 7.12 | |
| Contact(s): | Peter Asmar | |
| Due date: | October 15, 2010 (Quarterly) | |
| From: | State Board of Community Colleges | |
| Description: | Projects funded from community college general obligation bonds | |
| Chapter: | S.L. 2000-3, sec. 1.2 | |
| Contact(s): | Jennifer Haygood | |
| Due date: | October 15, 2010 (biennially) | |
| From: | UNC-General Administration | |
| Description: | UNC Enrollment Growth Reporting | |
| Chapter: | S.L. 2009-451, sec. 9.11, S.L. 2008-107, sec. 9.15 | |
| Contact(s): | | |

***2009-2010 Reports to the
Joint Legislative Education Oversight Committee***

October 2010 (continued)

| | | |
|---------------------|---|--|
| Due Date: | October 15, 2010 (annually) | |
| From: | State Board of Education | |
| Description: | Special Education/Educational Performance of Children With Disabilities | |
| Chapter: | S.L. 2006-69 | |
| Contact(s): | Mary Watson, Angela Quick | |
| Due date: | October 31, 2010 (annually) | |
| From: | State Board of Education | |
| Description: | Expenditure of Supplemental Funds for Low-Wealth Counties | |
| Chapter: | S.L. 2005-276, sec. 7.60 | |
| Contact(s): | Philip Price | |
| Due date: | October 31, 2010 (annually) | |
| From: | State Board of Education | |
| Description: | New Accountability for the Use of Funds in the At-Risk and Improving Student Acct. Allotments | |
| Chapter: | S.L. 2005-276, sec. 7.61 | |
| Contact(s): | Philip Price | |

November 2010

| | | |
|---------------------|---|--|
| Due date: | November 15, 2010 (Final Report) | |
| From: | Committee on Dropout Prevention | |
| Description: | Results of the evaluation of grants awarded under S.L. 2008-107 | |
| Chapter: | S.L. 2008-107, sec. 7.14(e) | |
| Contact(s): | Debora Sydnor | |

December 2010

| | | |
|---------------------|---|--|
| Due date: | December 1, 2010 | |
| From: | State Board of Education | |
| Description: | Diagnostic Assessment Pilot | |
| Chapter: | S.L. 2009-451, sec. 7.18(b) | |
| Contact(s): | Lou Fabrizio, Rebecca Garland | |
| Due date: | December 1, 2010 (annually) | |
| From: | UNC Board of Governors | |
| Description: | Teacher Assistant Scholarship Fund | |
| Chapter: | S.L. 2006-95, sec. 2.3, S.L. 2001-424, sec. 31.5, G.S. 116-209.35 | |
| Contact(s): | Bobby Kanoy | |

**2009-2010 Reports to the
Joint Legislative Education Oversight Committee**

December 2010 (continued)

| | | |
|---------------------|--|--|
| Due date: | December 1, 2010 (annually) | |
| From: | UNC BOG | |
| Description: | Teacher Scholarship Funds | |
| Chapter: | S.L. 2009-451, sec. 9.18(c), S.L. 2006-95, sec. 2.5, S.L. 2005-276, sec. 9.11 | |
| Contact(s): | Steve Brooks | |
| Due date: | December 1, 2010 (annually) | |
| From: | NC Teaching Standards Commission | |
| Description: | Activities and recommendations for improving the teaching profession | |
| Chapter: | G.S. 115C-295.2(c) | |
| Contact(s): | Carolyn McKinney | |
| Due date: | December 1, 2010 (annually) | |
| From: | Department of Public Instruction | |
| Description: | Results of county school system's receipts from sale of seized vehicles and costs for administering the DWI motor vehicle forfeiture law | |
| Chapter: | S.L. 1998-182, sec. 38 | |
| Contact(s): | Philip Price, Ben Matthews | |
| Due date: | December 20, 2010 (annually) | |
| From: | State Board of Community Colleges | |
| Description: | Regional program offerings/Curriculum Program Approvals in community colleges | |
| Chapter: | S.L. 2002-126, sec. 8.2, GS 115D-5(f) | |
| Contact(s): | Delores Parker | |

January 2011

| | | |
|---------------------|---|--|
| Due date: | January 2011 (annually) | |
| From: | UNC Board of Governors | |
| Description: | Teacher education programs through distance ed. | |
| Chapter: | S.L. 2001-424, sec. 31.7(b) | |
| Contact(s): | Harold Martin | |
| Due date: | January 1, 2011 (annually) | |
| From: | Education Cabinet | |
| Description: | School Connectivity Initiative (Progress towards developing the plan) | |
| Chapter: | S.L. 2007-323, sec. 7.28(g) | |
| Contact(s): | Peter Asmar | |

***2009-2010 Reports to the
Joint Legislative Education Oversight Committee***

January 2011 (continued)

| | | | |
|--|---------------------|--|--|
| | Due date: | January 15, 2011 | |
| | From: | DPI/SBE | |
| | Description: | Students with Disabilities and special education changes | |
| | Chapter: | S.L. 2008-90, HB 12 | |
| | Contact(s): | Mary Watson, Angela Quick | |
| | Due date: | January 15, 2011 (annually) | |
| | From: | State Board of Education | |
| | Description: | Use of Funds for Mentoring Services | |
| | Chapter: | S.L. 2009-305, sec. 1(b) (SB 689) | |
| | Contact(s): | Rebecca Garland | |
| | Due date: | January 15, 2011 (annually) | |
| | From: | State Board of Education & Governing Boards | |
| | Description: | Evaluation of student success in cooperative innovative education programs | |
| | Chapter: | S.L. 2009-305, sec. 3, S.L. 2005-276, sec. 7.33, S.L. 2003-277, Sec. 2 (codified as G.S. 115C-238.55) | |
| | Contact(s): | Rebecca Garland, Antonio Jordan | |
| | Due date: | January 31, 2011 (annually) | |
| | From: | Department of Public Instruction | |
| | Description: | Review of the More At Four Program | |
| | Chapter: | S.L. 2008-107, sec. 7.17(c) and Par 49 of HB 2431 | |
| | Contact(s): | John Pruette, Angela Quick, Rebecca Garland | |
| | Due date: | January 15, 2011 (Quarterly) | |
| | From: | Department of Public Instruction | |
| | Description: | NC Wise Positions | |
| | Chapter: | S.L. 2006-66, sec. 7.12 | |
| | Contact(s): | Peter Asmar | |
| | Due date: | January 15, 2011 (Quarterly) | |
| | From: | State Board of Community Colleges | |
| | Description: | Projects funded from community college general obligation bonds | |
| | Chapter: | S.L. 2000-3, sec. 1.2 | |
| | Contact(s): | Jennifer Haygood | |
| | Due date: | January 15, 2011 (annually) | |
| | From: | State Board of Education | |
| | Description: | School Connectivity Initiative (Progress towards developing the plan) | |
| | Chapter: | S.L. 2007-323, sec. 7.28(d) | |
| | Contact(s): | Peter Asmar | |

***2009-2010 Reports to the
Joint Legislative Education Oversight Committee***

January 2011 (continued)

| | | |
|---------------------|---|--|
| Due date: | January 15, 2011 (annually) | |
| From: | State Board of Education | |
| Description: | Disadvantaged Student Supplemental Funding | |
| Chapter: | S.L. 2007-323, sec. 7.8(b), S.L. 2005-276, sec. 7.8 | |
| Contact(s): | Rebecca Garland | |
| Due date: | January 15, 2011 (annually) | |
| From: | State Board of Education | |
| Description: | Learn and Earn High Schools | |
| Chapter: | S.L. 2007-323, sec. 7.19(d), S.L. 2005-276, sec. 7.32 | |
| Contact(s): | Rebecca Garland, Tony Habit | |
| Due date: | January 15, 2011 (annually) | |
| From: | State Board of Education | |
| Description: | Small Restructured High Schools | |
| Chapter: | S.L. 2007-323, sec. 7.21 | |
| Contact(s): | Philip Price, New Schools Project | |
| Due date: | January 15, 2011 (annually) | |
| From: | Education Cabinet | |
| Description: | Activities to create cooperative innovative education initiatives between secondary schools and higher ed. | |
| Chapter: | S.L. 2003-277, sec. 1, codified as G.S. 116C-4(c) | |
| Contact(s): | Education Cabinet, Kathy Sullivan | |
| Due date: | January 15, 2011 (biannually) | |
| From: | State Board of Community Colleges | |
| Description: | Report on expenditures from the Board Reserve Fund to be used for feasibility studies, pilot projects, and start-up of new programs | |
| Chapter: | G.S. 115D-5(j) | |
| Contact(s): | Jennifer Haygood | |

February 2011

| | | |
|---------------------|--|--|
| Due date: | February 1, 2011 (Interim Report) | |
| From: | JOBS Commission | |
| Description: | Joining Our Businesses and Schools Commission | |
| Chapter: | S.L. 2009-339, (SB 1069) | |
| Contact(s): | Commission, Rebecca Garland | |

***2009-2010 Reports to the
Joint Legislative Education Oversight Committee***

March 2011

| | | | |
|--|---------------------|---|--|
| | Due Date: | March 15, 2011 | |
| | From: | LEAs | |
| | Description: | IDEA Funds under ARRA of 2009 | |
| | Chapter: | S.L. 2009-451, sec. 7.32(b) | |
| | Contact(s): | Philip Price | |
| | Due date: | March 31, 2011 (Interim Report) | |
| | From: | Committee on Dropout Prevention | |
| | Description: | Results of the evaluation of grants awarded under S.L. 2009-451 | |
| | Chapter: | S.L. 2009-451, sec. 7.13(c) | |
| | Contact(s): | Debora Sydnor | |

November 2011

| | | | |
|--|---------------------|---|--|
| | Due date: | November 15, 2011 (Final Report) | |
| | From: | Committee on Dropout Prevention | |
| | Description: | Results of the evaluation of grants awarded under S.L. 2009-451 | |
| | Chapter: | S.L. 2009-451, sec. 7.13(c) | |
| | Contact(s): | Debora Sydnor | |

May 2012

| | | | |
|--|---------------------|---|--|
| | Due date: | May 15, 2012 (Final Report) | |
| | From: | JOBS Commission | |
| | Description: | Joining Our Businesses and Schools Commission | |
| | Chapter: | S.L. 2009-339, (SB 1069) | |
| | Contact(s): | Commission, Rebecca Garland | |

***2009-2010 Reports to the
Joint Legislative Education Oversight Committee***

Reports With No Statutory Due Date

| | | |
|---------------------|--|--|
| Due date: | N/A | |
| From: | NC Center for Public Policy Research, Inc. | |
| Description: | Charter School Evaluation | |
| Chapter: | S.L. 2009-451, sec. 7.38 | |
| Contact(s): | Center for Public Policy Research, Jack Moyer | |
| Due date: | TBD | |
| From: | Program Evaluation Division | |
| Description: | Study of Efficient and Effective Community College Administration | |
| Chapter: | S.L. 2009-451, sec. 8.20 | |
| Contact(s): | John Turcotte | |
| Due date: | N/A | |
| From: | Recipients of the Grants | |
| Description: | Closing the Achievement Gap/Grants | |
| Chapter: | S.L. 2009-451, sec. 9.7(b), S.L. 2008-107, sec. 9.3(b) | |
| Contact(s): | | |
| Due date: | Annually | |
| From: | UNC Board of Governors | |
| Description: | Amend Aid to Private Medical Schools | |
| Chapter: | 2009-451, sec. 9.15(b) | |
| Contact(s): | | |
| Due date: | To Be Determined by the Joint Legislative Program Evaluation Oversight Committee | |
| From: | Program Evaluation Division of the NCGA | |
| Description: | Higher Education Study on Distance Education | |
| Chapter: | S.L. 2008-107, sec. 9.10(a) | |
| Contact(s): | John Turcotte | |
| Due date: | To Be Determined by the Joint Legislative Program Evaluation Oversight Committee | |
| From: | Program Evaluation Division of the NCGA | |
| Description: | Higher Education Study on UNC Enrollment Growth Funding Formulas | |
| Chapter: | S.L. 2008-107, sec. 9.10(b) | |
| Contact(s): | John Turcotte | |

***2009-2010 Reports to the
Joint Legislative Education Oversight Committee***

Reports With No Statutory Due Date (continued)

| | | |
|---------------------|---|--|
| Due date: | Before implementing success centers or ALPs in New Hanover County | |
| From: | State Board of Education | |
| Description: | Alternative Learning Programs/New Hanover Board of Education | |
| Chapter: | S.L. 2005-446 | |
| Contact(s): | | |
| Due date: | No Date | |
| From: | UNC Board of Governors | |
| Description: | Actual Enrollment Increases for Fall 2005 | |
| Chapter: | 2005 Joint Conference Committee Report – 8/8/05 | |
| Contact(s): | | |
| Due date: | Annually on compliance | |
| From: | State Board of Education | |
| Description: | School Calendar Changes (Rate of Pay, Pay Cycles) | |
| Chapter: | S.L. 2004-180, HB 1464 | |
| Contact(s): | | |
| Due date: | No Date | |
| From: | UNC Board of Governors | |
| Description: | Feasibility of establishing a School of Dentistry at East Carolina University | |
| Chapter: | S.L. 2001-424, sec. 31.10(d) | |
| Contact(s): | | |
| Due date: | (As needed) 30 days before the regularly scheduled meeting of the Board of Governors | |
| From: | UNC Board of Governors | |
| Description: | (New or revised) Management flexibility policies, procedures, and rules for special responsibility constituent institutions | |
| Chapter: | S.L. 2001-424, sec. 31.11(a), G.S. 116-40.23 | |
| Contact(s): | Boards of Trustees | |
| Due date: | Prior to awarding contract | |
| From: | State Board of Education | |
| Description: | Study of the current certification programs | |
| Chapter: | S.L. 2002-126, sec. 7.18(d) | |
| Contact(s): | | |

Executing on UNC Tomorrow: 2009-2010 University Action Plan

“Only through high-quality education can North Carolina’s economy rebound, sustain economic growth, and create good, high wage-paying jobs for our citizens. The University must do its part to provide this quality education and must do so efficiently and effectively.”

Erskine Bowles

1. Continue to do our part to **Improve Public K-12 Education** [UNCT Finding 4.3]
 - A. We’ve worked successfully on more teachers—now we have to make sure we are producing better teachers.
 - i. Longitudinal data study
 - ii. Recruitment
 - iii. Mentoring
 - iv. Curriculum changes to align with national and state standards
 - v. Formative assessment instruction
 - vi. Stimulus proposals
 - B. Principals
 - i. Comprehensive academic program review to redesign program of study for school leaders
 - ii. Longitudinal impact study of MSA programs
2. Continue efforts to **Increase Access to Higher Education** [UNCT Finding 4.2]
 - A. Develop and implement plan to increase community college transfers.
 - B. Continue to expand distance education, both on campus (to improve throughput) and off campus to meet needs of non-traditional and traditional students.
 - C. Need-based Aid – complete study of how to combine disparate programs and market them to make need-based aid more effective—simplify.
 - D. Review 4-year tuition plan.
 - E. Review Enrollment Growth Plan—tie to retention and graduation—develop jointly with community colleges.
3. Continue to internally **Transform our Institutions to be more Nimble, Efficient, and Responsive** [UNCT Section 5]
 - A. Continue effort to be more Demand Driven—re: UNCT
 - B. Evaluate all campus leadership based on Performance Goals
 - C. Eliminate useless regulation that creates bureaucracy with little value

- D. Reduce middle management
 - E. Institute E-Procurement
 - F. Institute Student Health system-wide
 - G. Institute Payroll for nine campuses
 - H. Institute FIT—Dashboards for all chancellors for fiscal management
 - I. Look for other areas to use system-wide Market Muscle
 - J. Institute Budget Reductions based on Best Practices—examples:
 - i. Centralize classroom management system
 - ii. Centralize HR, Development on campus
 - iii. Review all centers and institutes
 - iv. Consolidate web services
 - v. Merge redundant programs
 - vi. Consolidate campus delivery facilities
 - K. Reexamine appropriate Faculty Workload Productivity and Measures
 - L. Consolidate IT where possible
 - M. Revise Tech Transfer
 - N. Get Bain Analysis reviewed and discussed on each campus
 - O. Standardize Contracts and Grants procedures—RAMSES
4. **Increase Focused Research and Become more Actively Engaged in Economic Transformation** [*UNCT Findings 4.4 and 4.7*]
- A. Take advantage of Stimulus funding
 - B. Focus on UNCT identified needs
 - i. Marine Science
 - ii. Aviation
 - iii. Health care
 - iv. Environmental science
 - v. Energy, energy efficiency, alternative energy
 - vi. Nanoscience
 - vii. Biotechnology, bioengineering, bioinformatics
 - viii. Natural Products
 - ix. Advanced manufacturing

- C. Coordinate with Community Colleges—examples aviation, bio, green
 - D. Revamp Tech Transfer
 - E. Focus on Innovation—product, process, economic and social impact
5. **Enhance Global Competitiveness** of UNC Institutions and their Graduates
[UNCT Finding 4.1]
- A. Use crisis to upgrade Talent—administrators, employees, faculty
 - B. Set higher Standards of overall performance
 - C. Set higher Admission Standards
 - D. Continue to evaluate new Summer Bridge “Boot Camp” for expansion
 - E. Focus on improving Retention and Graduation—(not just access but graduation with a diploma that means something)
 - F. Better Customer Service at all levels—admissions, financial aid, advising, etc.
 - G. Institute better, stronger Accountability, better Process, better Controls through FIT, best practices
 - H. Fix Employment Practices
 - i. Examine as a whole—salary, benefits, leave
 - ii. Contracts—should we have them?
 - iii. Better definition, better accountability on retreat rights
 - iv. 80th percentile target on salary—is this the right goal?
 - v. Retreat package—how generous, how far down for eligibility?
 - vi. Prepare study on benefits—comparative analysis—how can we be competitive?
 - I. Implement Hate Crimes Policy

Exhibit 1

| Campus | A | B | C | D = B + C | E = D / A | F | G = D + F | H = G / A |
|---------------|--|--|---|----------------------|---------------|-------------------|----------------------|----------------------|
| | 2009-10 Continuation Budget (Base) | Reductions | | | | Expansion | Total Net Reduction | |
| | | General Assembly and Campus Reductions (Permanent) | Governor's 5% Reversion Requirement (One-time) | Total Reduction | Percent | | Dollar Reduction | Percent Reduction |
| NCSU | 533,471,119 | (31,345,075) | (25,822,257) | (57,167,332) | -10.7% | 6,550,000 | (50,617,332) | -9.5% |
| UNC-CH | 598,282,610 | (39,283,279) | (28,587,105) | (67,870,384) | -11.3% | 1,185,000 | (66,685,384) | -11.1% |
| ECU | 302,114,336 | (19,141,081) | (14,545,179) | (33,686,260) | -11.2% | 5,000,000 | (28,686,260) | -9.5% |
| NC A&T | 106,709,868 | (7,396,697) | (5,139,349) | (12,536,046) | -11.7% | 2,200,000 | (10,336,046) | -9.7% |
| UNCC | 202,112,995 | (12,669,088) | (9,752,162) | (22,421,250) | -11.1% | 2,750,000 | (19,671,250) | -9.7% |
| UNCG | 173,198,319 | (6,958,196) | (8,569,173) | (15,527,369) | -9.0% | 800,000 | (14,727,369) | -8.5% |
| ASU | 150,473,218 | (7,848,584) | (7,344,389) | (15,192,973) | -10.1% | - | (15,192,973) | -10.1% |
| FSU | 60,836,844 | (4,159,300) | (2,933,446) | (7,092,746) | -11.7% | 251,500 | (6,841,246) | -11.2% |
| NCCU | 95,419,982 | (4,077,147) | (4,714,926) | (8,792,073) | -9.2% | 600,000 | (8,192,073) | -8.6% |
| UNCP | 61,813,209 | (3,709,077) | (3,005,304) | (6,714,381) | -10.9% | 300,000 | (6,414,381) | -10.4% |
| UNCW | 105,566,657 | (5,005,355) | (5,187,914) | (10,193,269) | -9.7% | - | (10,193,269) | -9.7% |
| WCU | 90,070,971 | (5,186,834) | (4,382,913) | (9,569,747) | -10.6% | 200,000 | (9,369,747) | -10.4% |
| WSSU | 74,491,102 | (4,271,465) | (3,625,359) | (7,896,824) | -10.6% | 475,700 | (7,421,124) | -10.0% |
| ECSU | 38,229,894 | (1,722,114) | (1,882,619) | (3,604,733) | -9.4% | 300,000 | (3,304,733) | -8.6% |
| UNCA | 40,193,501 | (2,196,994) | (1,963,848) | (4,160,842) | -10.4% | 1,000,000 | (3,160,842) | -7.9% |
| UNCSA | 28,987,162 | (2,682,226) | (1,352,276) | (4,034,502) | -13.9% | 2,000,000 | (2,034,502) | -7.0% |
| NCSSM | 19,375,686 | (1,249,990) | (935,624) | (2,185,614) | -11.3% | - | (2,185,614) | -11.3% |
| UNC-GA | 43,654,041 | (3,561,922) | (2,118,703) | (5,680,625) | -13.0% | 101,493 | (5,579,132) | -12.8% |
| Total* | 2,725,001,514 | (162,464,424) | (131,862,546) | (294,326,970) | -10.8% | 23,713,693 | (270,613,277) | -9.9% |

* Note: Does not include NC Ctr. for Advancement of Teaching (NCCAT), Private Colleges, Federal Stimulus.
 UNC GA - Financial Aid, Institutional Programs, or UNC Hospitals

Exhibit 2

| | Administrative | | | | | Academic | | | | | Total | | | | |
|----------------|---|--------------------|---------------------------|--------------------|--------------|---------------------------|------------------|---------------------------|-------------------|-------------|----------------------|--------------------|---------------------------|--------------------|--------------|
| | Permanent Cuts ** | | Permanent & One-Time Cuts | | F | Permanent Cuts | | Permanent & One-Time Cuts | | K | Permanent Cuts | | Permanent & One-Time Cuts | | |
| | A | B | C = B / A | D | | E = D / A | G | H = G / F | I | | J = I / F | L | M = L / K | N | O = N / K |
| | Estimated Administrative Budget 2009-10 | Dollar Cut | Percent Cut | Dollar Cut | Percent Cut | Estimated Academic Budget | Dollar Cut | Percent Cut | Dollar Cut | Percent Cut | Total | Dollar Cut | Percent Cut | Dollar Cut | Percent Cut |
| NCSU | 159,221,041 | 31,251,656 | 19.6% | 41,584,665 | 26.1% | 374,250,078 | 93,419 | 0.0% | 15,582,667 | 4.2% | 533,471,119 | 31,345,075 | 5.9% | 57,167,332 | 10.7% |
| UNC-CH | 172,238,656 | 38,148,580 | 22.1% | 41,676,821 | 24.2% | 426,043,954 | 1,134,699 | 0.3% | 26,193,563 | 6.1% | 598,282,610 | 39,283,279 | 6.6% | 67,870,384 | 11.3% |
| ECU | 74,820,313 | 17,580,132 | 23.5% | 21,937,645 | 29.3% | 227,294,023 | 1,560,949 | 0.7% | 11,748,615 | 5.2% | 302,114,336 | 19,141,081 | 6.3% | 33,686,260 | 11.2% |
| NC A&T | 41,876,479 | 7,396,697 | 17.7% | 8,132,279 | 19.4% | 64,833,389 | - | 0.0% | 4,403,767 | 6.8% | 106,709,868 | 7,396,697 | 6.9% | 12,536,046 | 11.7% |
| UNCC | 61,151,908 | 10,987,668 | 18.0% | 13,739,830 | 22.5% | 140,961,087 | 1,681,420 | 1.2% | 8,681,420 | 6.2% | 202,112,995 | 12,669,088 | 6.3% | 22,421,250 | 11.1% |
| UNCG | 50,376,438 | 6,958,196 | 13.8% | 12,041,806 | 23.9% | 122,821,881 | - | 0.0% | 3,485,563 | 2.8% | 173,198,319 | 6,958,196 | 4.0% | 15,527,369 | 9.0% |
| ASU | 49,436,020 | 7,550,485 | 15.3% | 8,641,114 | 17.5% | 101,037,198 | 298,099 | 0.3% | 6,551,859 | 6.5% | 150,473,218 | 7,848,584 | 5.2% | 15,192,973 | 10.1% |
| FSU | 21,062,879 | 4,093,782 | 19.4% | 4,443,782 | 21.1% | 39,773,965 | 65,518 | 0.2% | 2,648,964 | 6.7% | 60,836,844 | 4,159,300 | 6.8% | 7,092,746 | 11.7% |
| NCCU | 32,081,462 | 4,077,147 | 12.7% | 6,573,453 | 20.5% | 63,338,520 | - | 0.0% | 2,218,620 | 3.5% | 95,419,982 | 4,077,147 | 4.3% | 8,792,073 | 9.2% |
| UNCP | 21,539,733 | 3,588,369 | 16.7% | 5,307,419 | 24.6% | 40,273,476 | 120,708 | 0.3% | 1,406,962 | 3.5% | 61,813,209 | 3,709,077 | 6.0% | 6,714,381 | 10.9% |
| UNCW | 38,157,972 | 5,005,355 | 13.1% | 8,278,991 | 21.7% | 67,408,685 | - | 0.0% | 1,914,278 | 2.8% | 105,566,657 | 5,005,355 | 4.7% | 10,193,269 | 9.7% |
| WCU | 31,072,550 | 4,969,369 | 16.0% | 6,263,826 | 20.2% | 58,998,421 | 217,465 | 0.4% | 3,305,921 | 5.6% | 90,070,971 | 5,186,834 | 5.8% | 9,569,747 | 10.6% |
| WSSU | 25,058,372 | 4,271,465 | 17.0% | 7,279,666 | 29.1% | 49,432,730 | - | 0.0% | 617,158 | 1.2% | 74,491,102 | 4,271,465 | 5.7% | 7,896,824 | 10.6% |
| ECSU | 15,652,433 | 1,652,975 | 10.6% | 2,471,031 | 15.8% | 22,577,461 | 69,139 | 0.3% | 1,133,702 | 5.0% | 38,229,894 | 1,722,114 | 4.5% | 3,604,733 | 9.4% |
| UNCA | 16,982,898 | 2,196,994 | 12.9% | 3,329,468 | 19.6% | 23,210,603 | - | 0.0% | 831,374 | 3.6% | 40,193,501 | 2,196,994 | 5.5% | 4,160,842 | 10.4% |
| UNCSA | 14,341,492 | 2,238,815 | 15.6% | 3,256,055 | 22.7% | 14,645,670 | 443,411 | 3.0% | 778,447 | 5.3% | 28,987,162 | 2,682,226 | 9.3% | 4,034,502 | 13.9% |
| NCSSM | 6,592,086 | 1,249,990 | 19.0% | 1,323,812 | 20.1% | 12,783,600 | - | 0.0% | 861,802 | 6.7% | 19,375,686 | 1,249,990 | 6.5% | 2,185,614 | 11.3% |
| UNC-GA | 43,654,041 | 3,561,922 | 8.2% | 5,680,625 | 13.0% | - | - | 0.0% | - | 0.0% | 43,654,041 | 3,561,922 | 8.2% | 5,680,625 | 13.0% |
| Total * | 875,316,773 | 156,779,597 | 17.9% | 201,962,288 | 23.1% | 1,849,684,741 | 5,684,827 | 0.3% | 92,364,682 | 5.0% | 2,725,001,514 | 162,464,424 | 6.0% | 294,326,970 | 10.8% |


* Note: Does not include NC Ctr. for Advancement of Teaching (NCCAT), Private Colleges, Federal Stimulus.
 UNC GA - Financial Aid, Institutional Programs, or UNC Hospitals

** Note: Of permanent cuts totaling \$162.5 M, 96.5% are administrative

NC Community Colleges: Budget and Enrollment Pressures

Joint Legislative Education Oversight Committee
October 13, 2009

President Scott Ralls,
NC Community College System



NC Community Colleges

58 Colleges Creating Success Across North Carolina

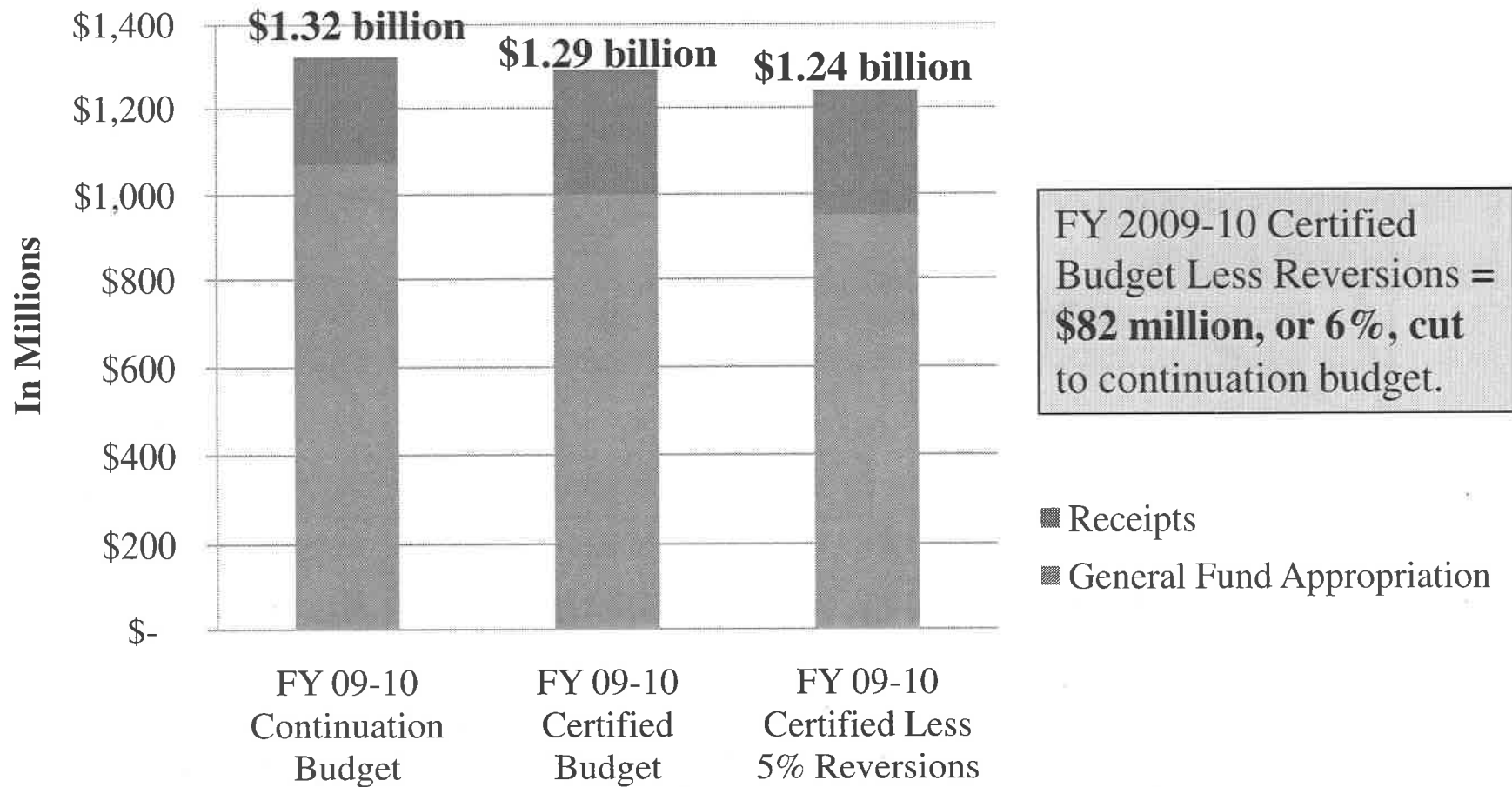



Overview

- Adjustments to FY 2009-10 Budget
- Trends in Community College Enrollment
- Current Student Demand
- College and Student Impacts



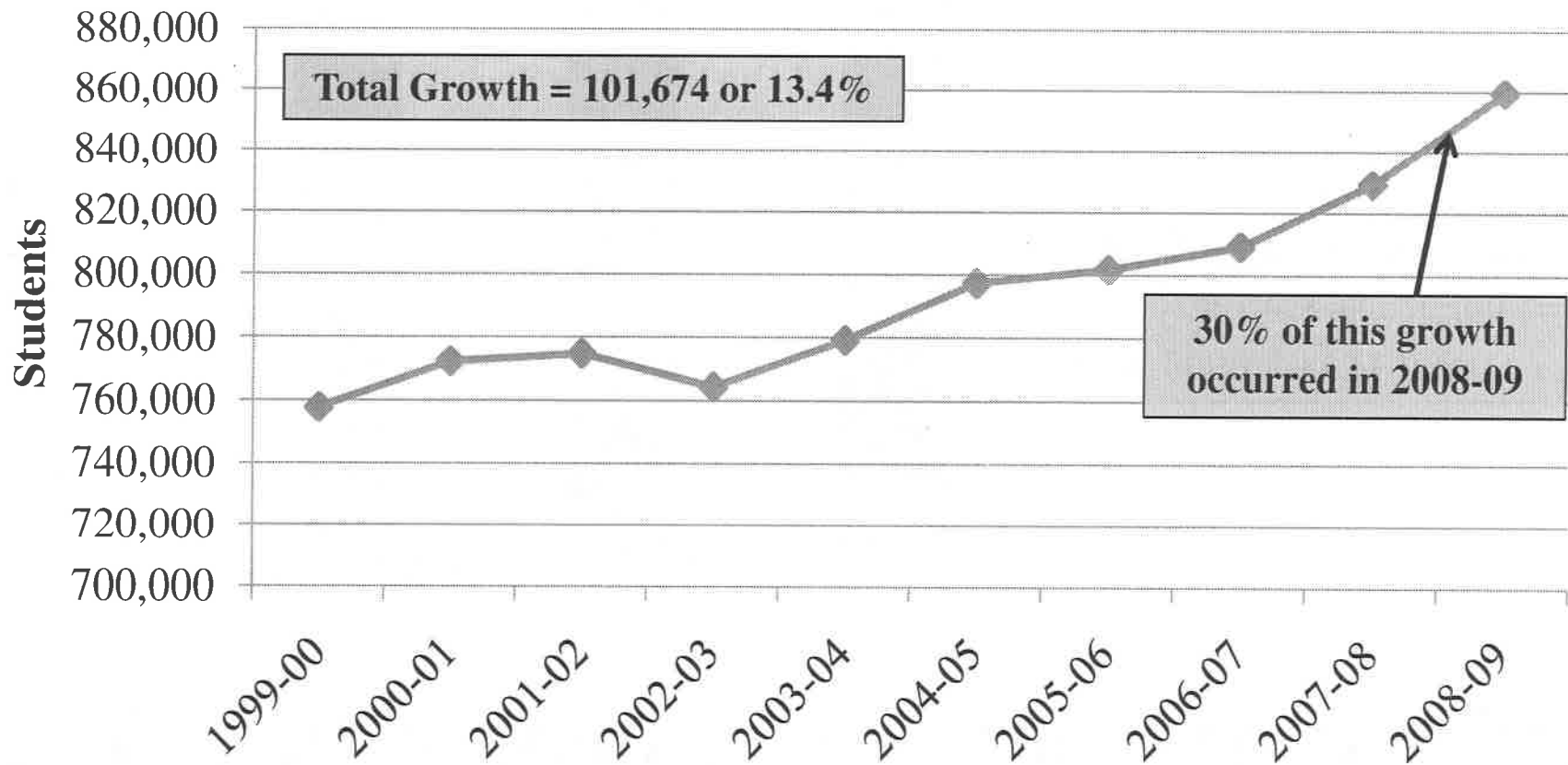
Adjustments to FY 2009-10 Budget





Student Headcount Enrollment

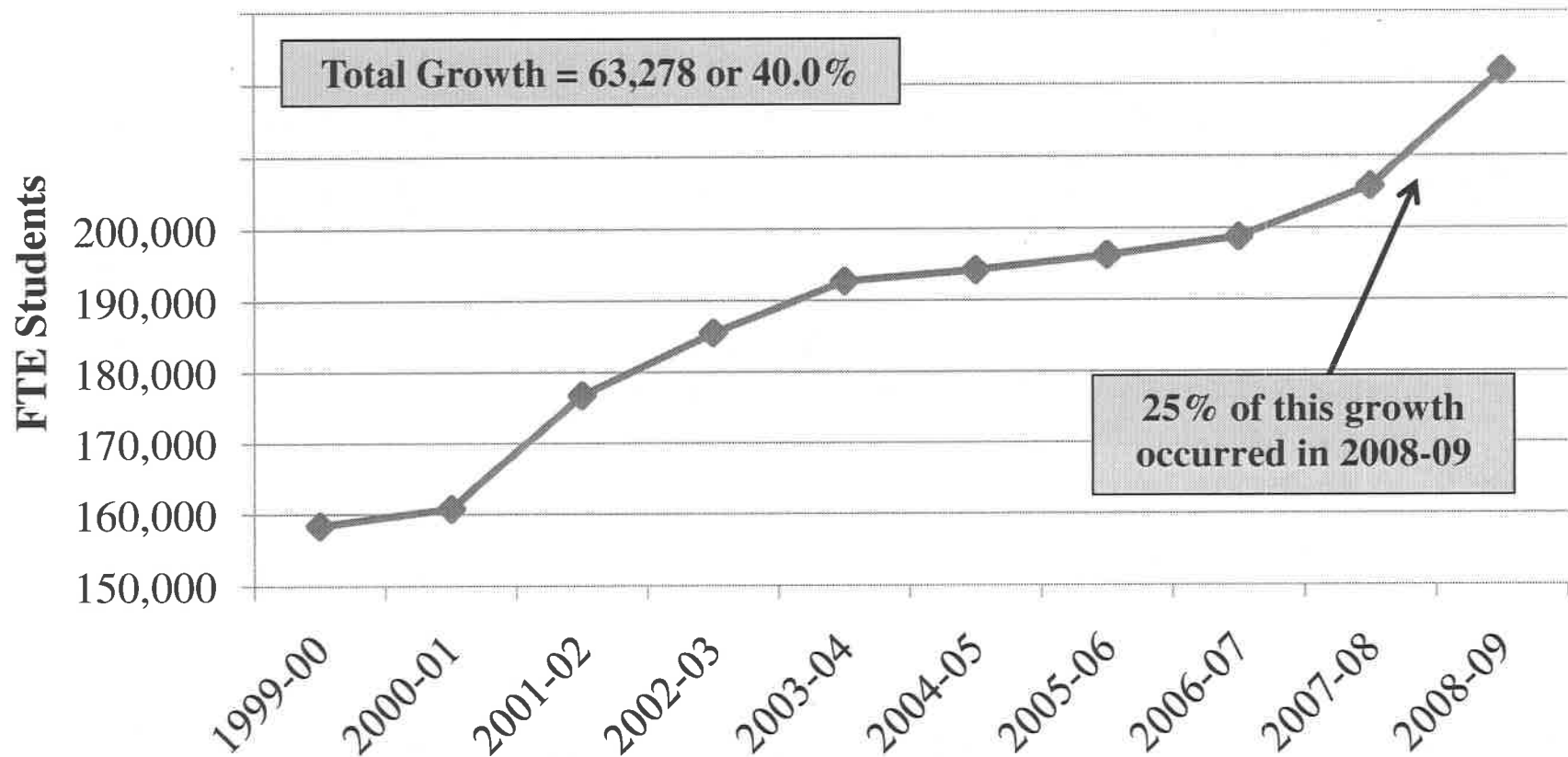
1999-2009 Unduplicated Total Headcount





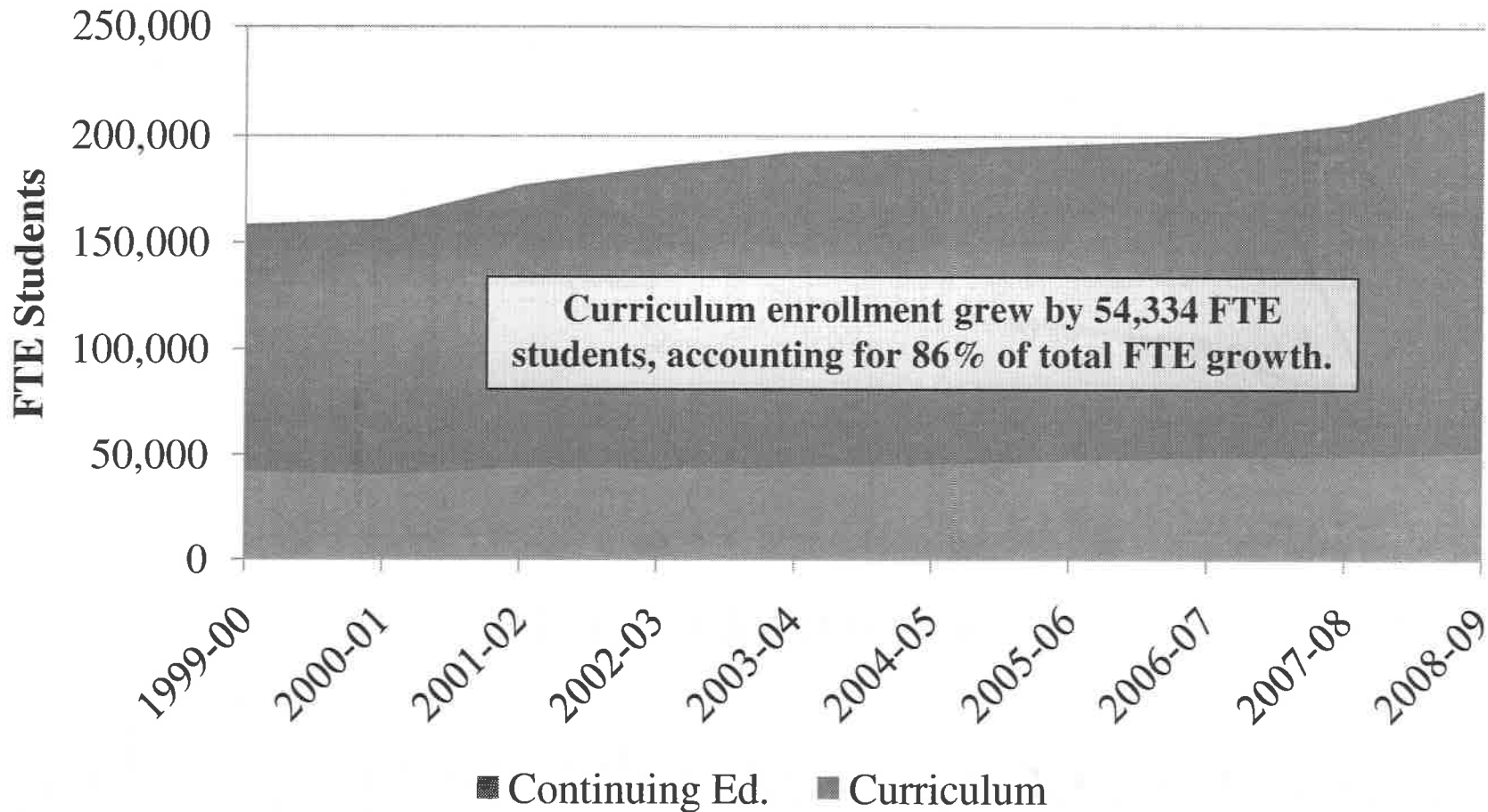
Full-Time Equivalent Student Enrollment

1999-2009 Total FTE



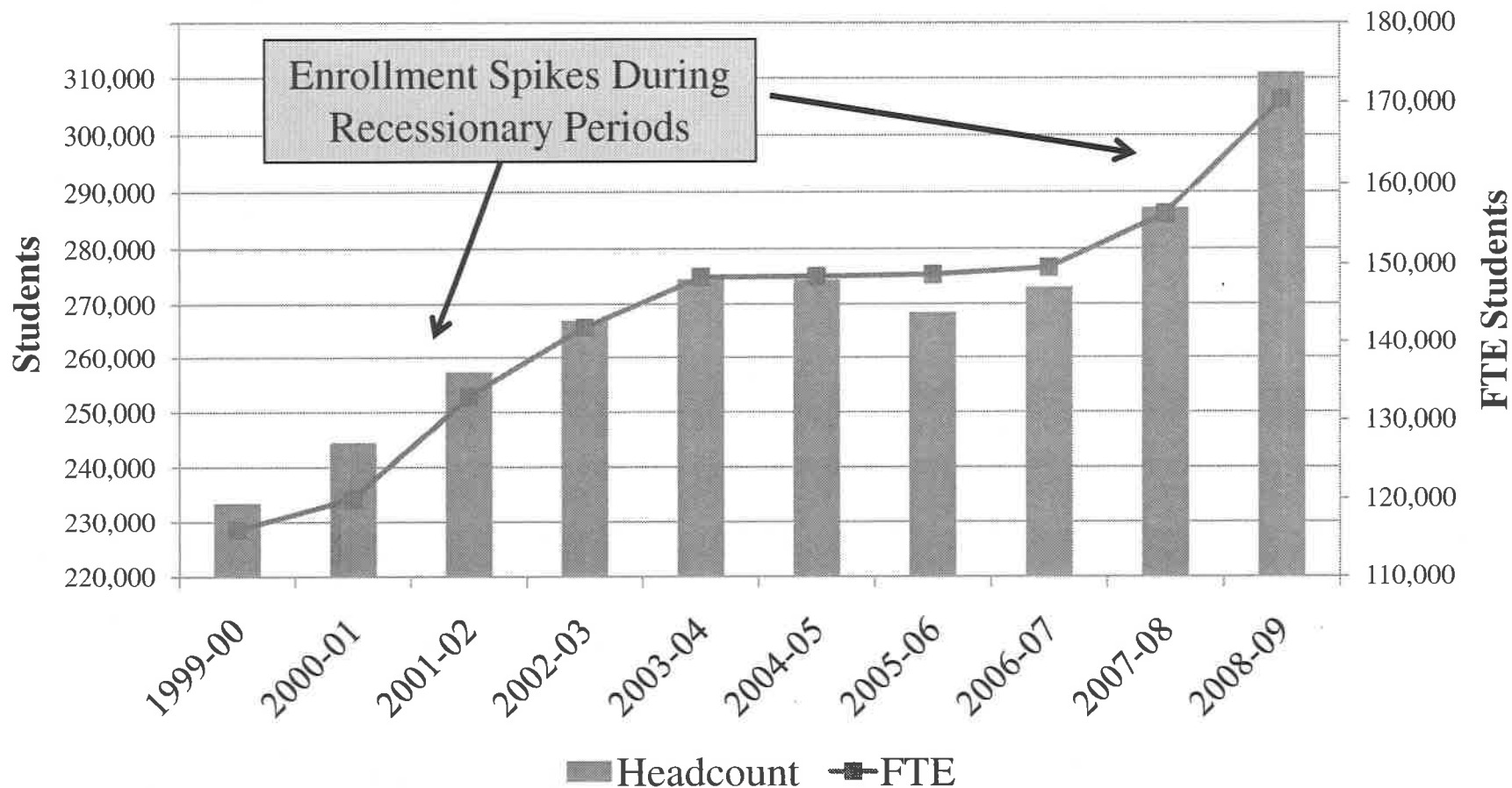


FTE Student Enrollment by Program





1999-2009 Curriculum Enrollment






Enrollment by Curriculum Area

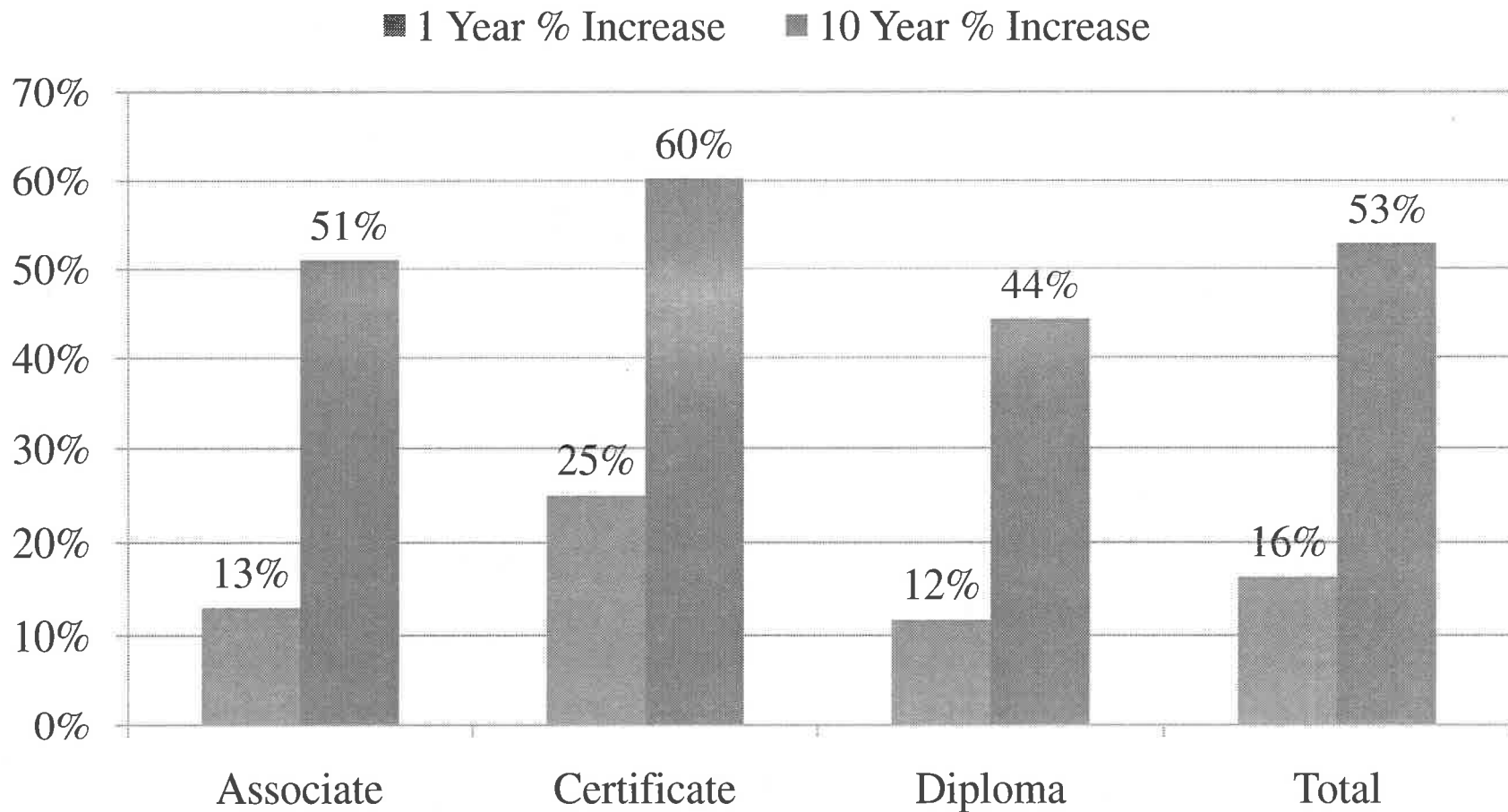
| | Arts and Sciences | Health Sciences | Public Service | Technical Programs | Business Technologies | Other |
|------------------|-------------------|-----------------|----------------|--------------------|-----------------------|--------|
| 1999-00 | 59,909 | 15,727 | 31,722 | 23,051 | 42,897 | 73,492 |
| 2008-09 | 123,090 | 27,342 | 50,611 | 28,205 | 48,589 | 87,815 |
| | | | | | | |
| 10 Year Change | 63,181 | 11,615 | 18,889 | 5,154 | 5,692 | 14,323 |
| 10 Year % Change | 105.5% | 73.9% | 59.6% | 22.4% | 13.3% | 19.5% |

Three key points:

- 1) Arts and Sciences increase reflects growth in college transfer programs.
- 2) Availability of jobs is driving demand for Health Sciences and Public Service programs.
- 3) Over 70% of the growth in Technical Programs occurred last year.



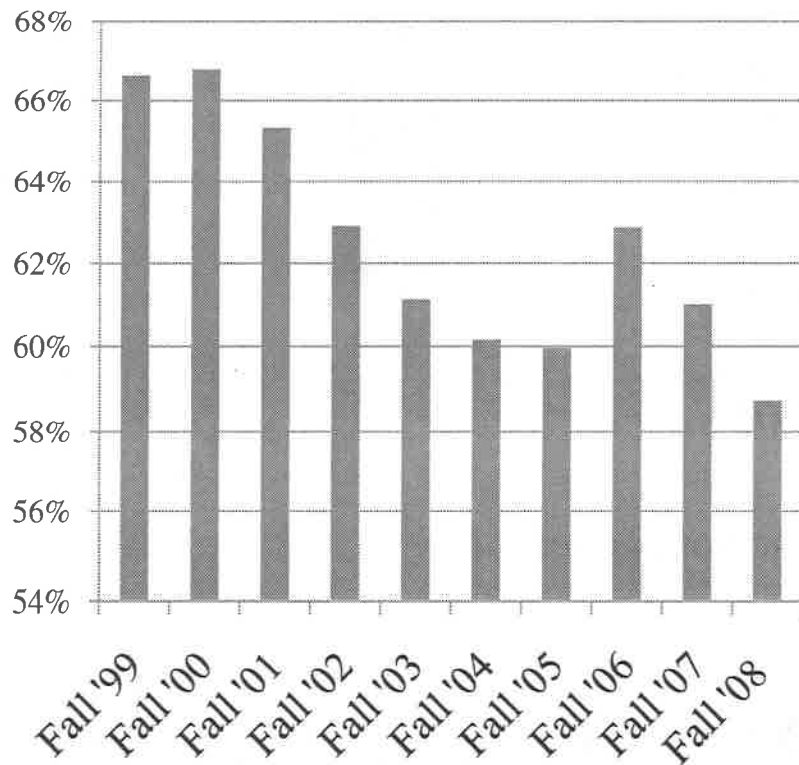
Growth in Degrees Awarded



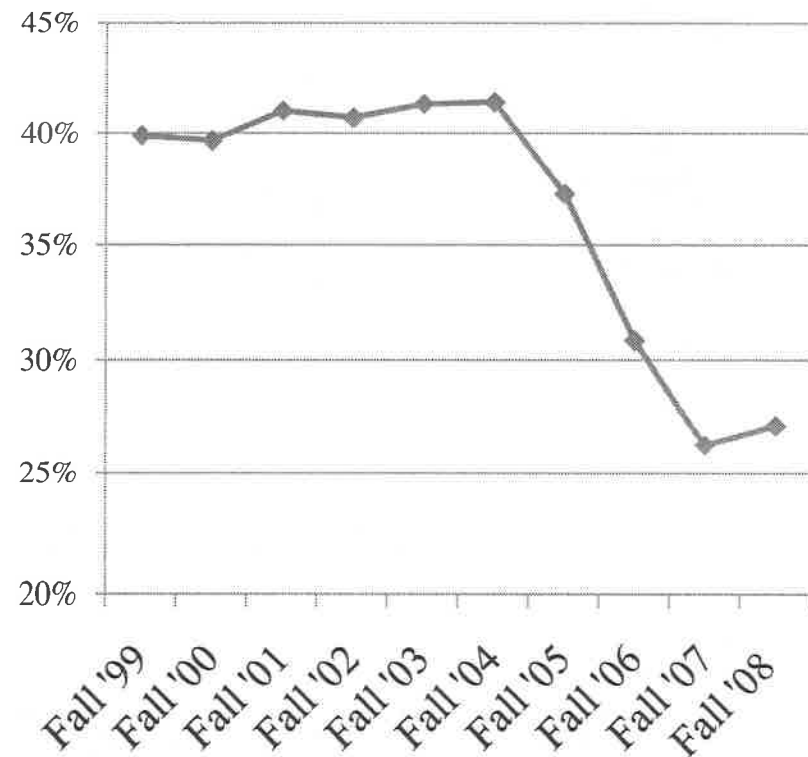


Student Characteristics

Percentage of Students Employed While Enrolled



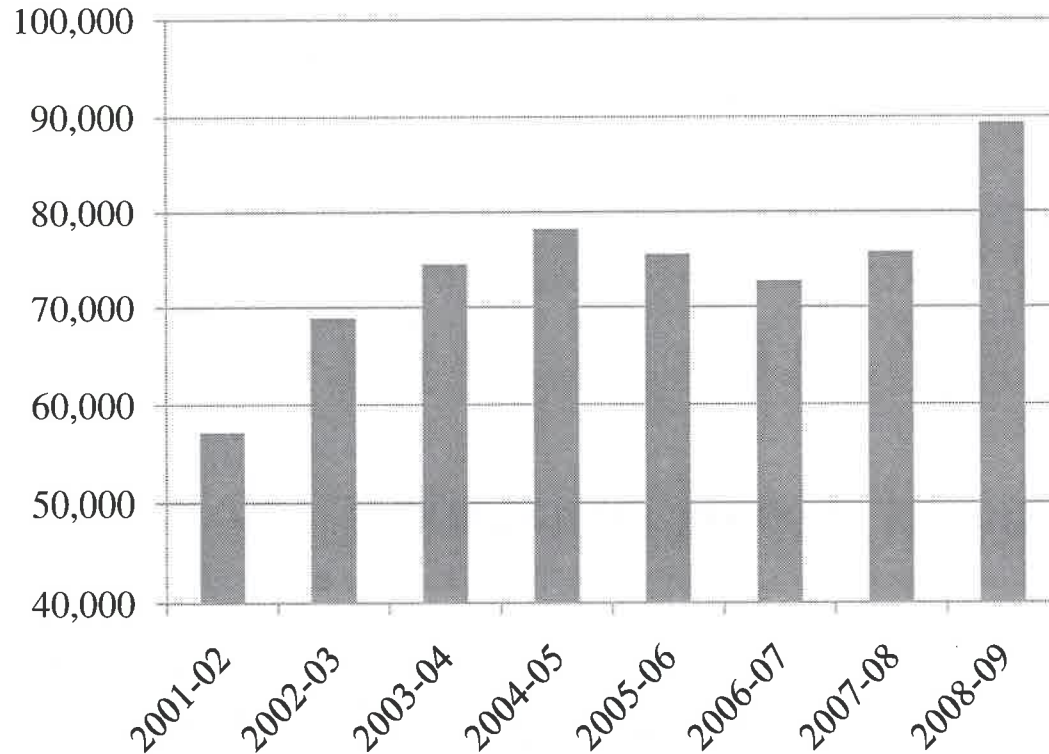
Percentage of Students Enrolled Full-Time





Student Financial Need

Number of Students Receiving Pell Grant



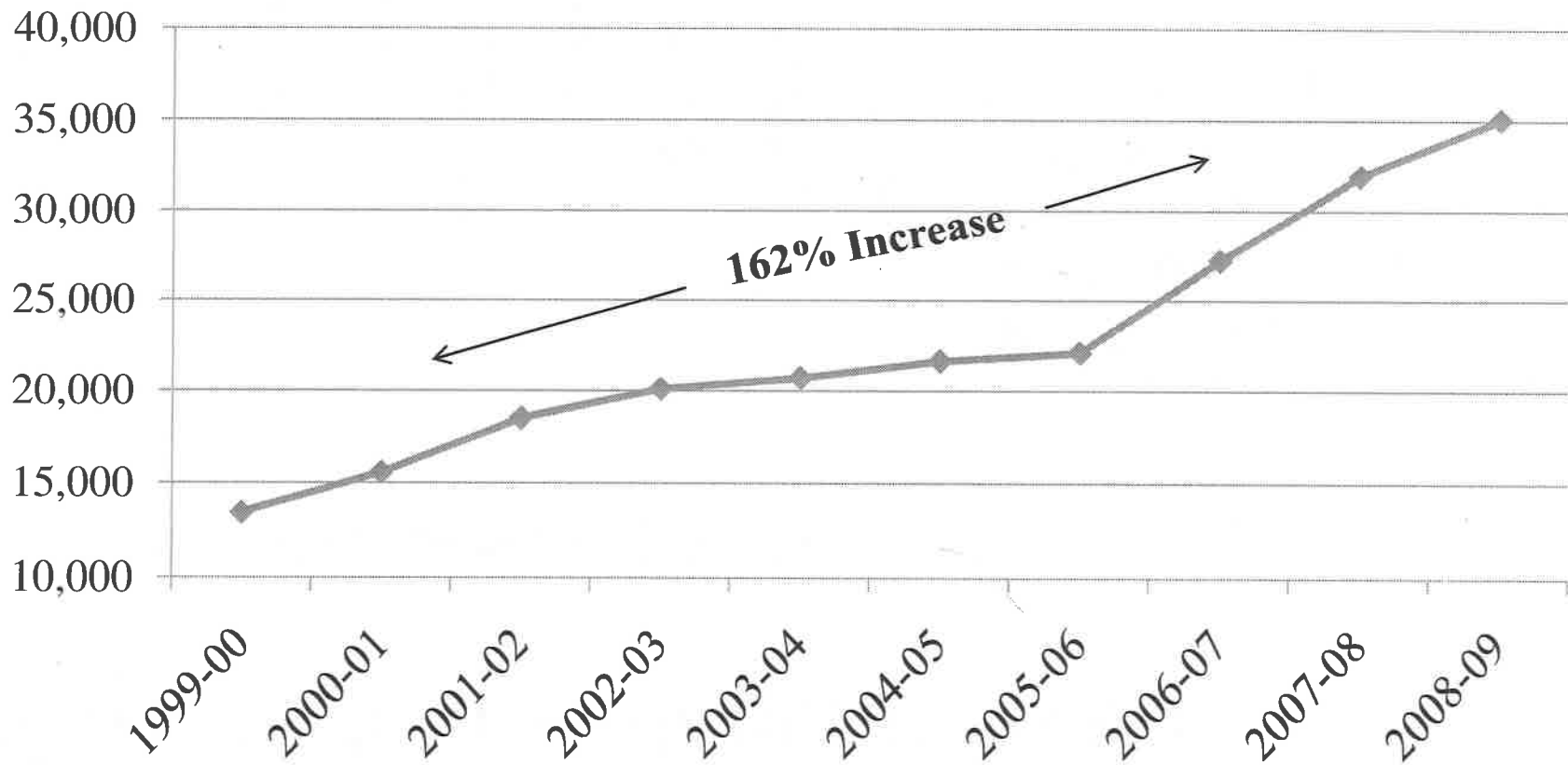
Per NCSEAA:

- 128,00 financial aid applications filed through September 2009
 - 32% increase over last year
 - 54% increase over last two years.



Enrollment of High School Students

High School Student Enrollment: 1999-2009





Current Enrollment Demand

- Preliminary Fall 2009 Curriculum Enrollment Data:
 - **96,000 FTE**
 - **12,125 FTE** more than Fall 2008
 - **14-15%** increase over Fall 2008
- Estimated Spring 2010
 - **94,000 FTE**
 - Assumes historical Fall-to-Spring enrollment ratio: **97.8%**
- Estimated Fall 2009 + Spring 2010 Enrollment: **≈ 190,000 FTE**

**Estimated 2009-10 Curriculum Enrollment
Growth: ≈ 20,000 FTE or 12% Increase**



College Budget Management

| # of Colleges | % of Colleges | Budget Management Strategy |
|---------------|---------------|--|
| 55 | 95% | Increasing class sizes. |
| 54 | 93% | Limiting travel |
| 43 | 74% | Deferring equipment purchases |
| 40 | 69% | Increasing faculty workloads |
| 39 | 67% | Substituting part-time faculty for full-time. |
| 39 | 67% | Eliminating positions |
| 34 | 59% | Using institutional funds to support expenses normally supported by State funds. |
| 33 | 57% | Eliminating programs and/or class sections |
| 27 | 47% | Using qualified administrative staff to teach courses |
| 24 | 41% | Turning students away; do not have the resources to meet demand |



Other Budget Management Strategies

- Impacts on course offerings
 - Reducing spring and/or summer term offerings
 - Offering more classes on a self-supporting basis
 - Relying more on grant and donor support
- Impact on student services
 - Reducing library and computer lab hours
 - Reducing tutoring services
 - Longer financial aid processing times
- Reducing employee professional development



Top 3 Academic Areas Impacted

Curriculum

- Health sciences programs
 - Including pre-health sciences and science courses
- Vocational programs
 - Welding
 - Automotive
- Developmental Courses

Continuing Education

- Allied Health
 - Certified Nurse Assistant
- Technical/Vocational
 - Contractor License Preparation and Renewal
- Computing Classes



Colleges Are Under Significant Stress

Unprecedented Enrollment Growth

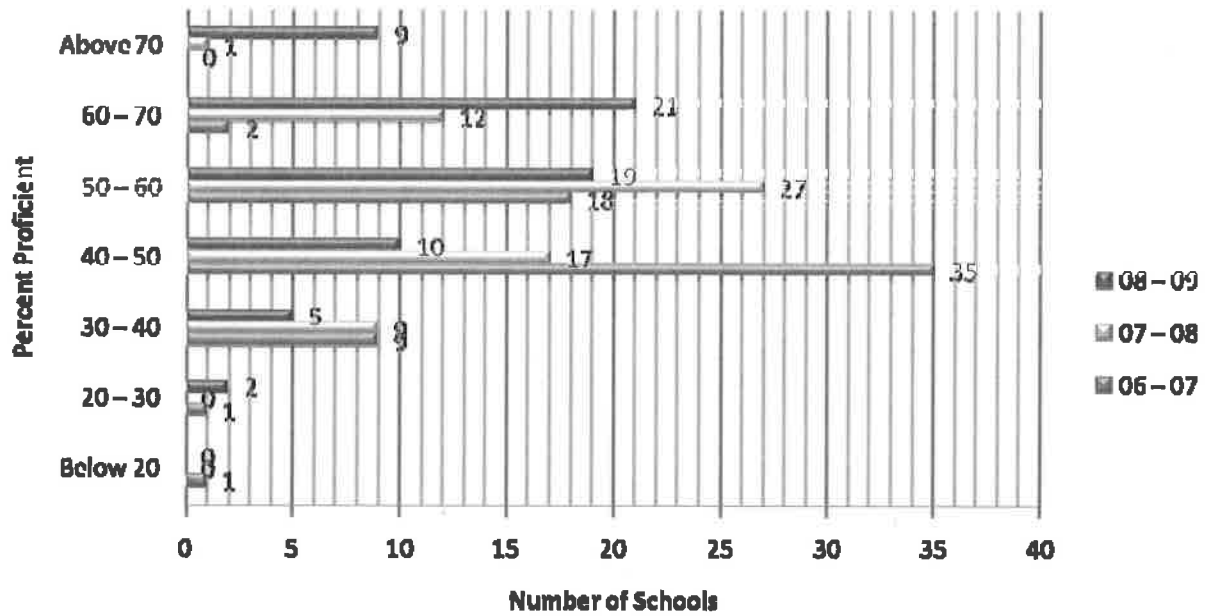


Community Colleges

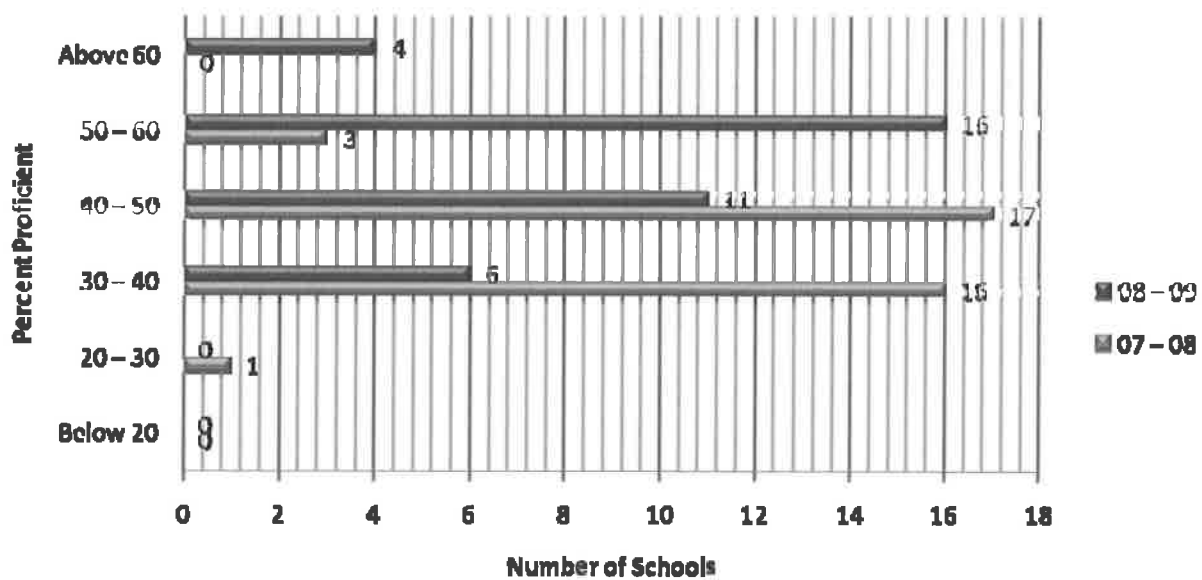


Budget Cuts and Reversions

Turnaround High School Data 2006-09



Turnaround Middle School Data 2007-09



District and School Transformation
High School Turnaround 2008-09

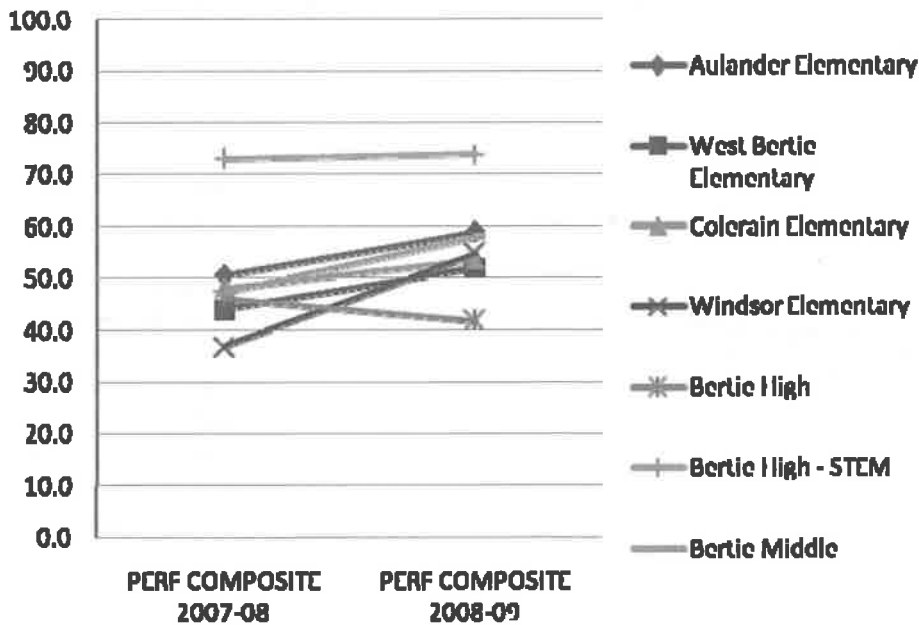
| LEA | SCHOOLS | PERF COMPOSITE 2008-09 | PERF COMPOSITE 2007-08 | PERF COMPOSITE 2006-07 | CHANGE OVER 3 YRS | 2009 5-YR GRAD RATE | 2008 5-YR GRAD RATE | 2007 5-YR GRAD RATE | CHANGE OVER 3 YRS |
|-----------------------|-------------------------------|------------------------------|------------------------------|------------------------------|----------------------|------------------------|------------------------|------------------------|----------------------|
| Charlotte-Mecklenburg | Phillip O Berry Academy | 76.3 | 58.6 | 57.4 | 18.9 | 83.4 | 84.9 | 77.8 | 5.6 |
| Gaston | North Gaston High | 75.5 | 66.3 | 55.8 | 19.7 | 70.1 | 70.4 | 66.3 | 3.8 |
| Brunswick | North Brunswick High | 73.8 | 66.9 | 49.3 | 24.5 | 78.1 | 85.1 | 59.7 | 18.4 |
| Jones | Jones Senior High | 72.9 | 64 | 57.8 | 15.1 | 54.3 | 65.2 | 66.0 | -11.7 |
| Richmond | Richmond Senior High | 71.7 | 63.9 | 50.1 | 21.6 | 74.5 | 76.6 | 62.6 | 11.9 |
| Franklin | Bunn High | 71.4 | 64.9 | 57.6 | 13.8 | 73.4 | 70.3 | 63.9 | 9.5 |
| Charlotte-Mecklenburg | West Mecklenburg High | 71.3 | 58.3 | 52.2 | 19.1 | 63.3 | 70.3 | 62.5 | 0.8 |
| Cumberland | Gray's Creek High School | 71.2 | 63.2 | 56.6 | 14.6 | 75.2 | 82.6 | 86.6 | -11.4 |
| Perquimans | Perquimans County High | 70.6 | 71.9 | 57.8 | 12.8 | 72.2 | 73.8 | 71.3 | 0.9 |
| Rockingham | Reidsville High | 69.1 | 55.9 | 47.2 | 21.9 | 68.1 | 69.4 | 63.1 | 5 |
| Charlotte-Mecklenburg | Harding University High | 68.7 | 68.7 | 62.2 | 6.5 | 84.4 | 89.8 | 79.1 | 5.3 |
| Charlotte-Mecklenburg | West Charlotte High | 68.3 | 61 | 46.1 | 22.2 | 65.5 | 68.3 | 81.5 | -16 |
| Franklin | Franklinton High | 68.3 | 66.4 | 61.4 | 6.9 | 76.6 | 67.1 | 65.3 | 11.3 |
| Wilson | Beddingfield High | 67.8 | 57.9 | 50.1 | 17.7 | 57.5 | 57.8 | 54.2 | 3.3 |
| Harnett | Overhills High School | 67.5 | 60.9 | 56.3 | 11.2 | 79.3 | 78.4 | 76.7 | 2.6 |
| Bladen | East Bladen High | 65.2 | 54.9 | 41.2 | 24 | 63.7 | 68.1 | 68.1 | -4.4 |
| Columbus | West Columbus High | 64.4 | 64.6 | 50 | 14.4 | 67 | 69.6 | 67.6 | -0.6 |
| Franklin | Louisburg High | 64.1 | 62.9 | 52.6 | 11.5 | 72.6 | 71.2 | 58.5 | 14.1 |
| Pasquotank | Pasquotank County High | 62.1 | 59.3 | 50 | 12.1 | 68.3 | 69.0 | 49.7 | 18.6 |
| Hoke | Hoke County High | 62 | 56.5 | 46.4 | 15.6 | 74.1 | 73.0 | 53.6 | 20.5 |
| Vance | Northern Vance High | 61.9 | 56.5 | 47.1 | 14.8 | 61.8 | 67.7 | 51.4 | 10.4 |
| Robeson | Purnell Swett High | 61.8 | 58.6 | 50 | 11.8 | 58.4 | 63.6 | 57.0 | 1.4 |
| Robeson | South Robeson High | 61.8 | 59.6 | 48.1 | 13.7 | 66.2 | 60.8 | 57.0 | 9.2 |
| Columbus | East Columbus High | 61.7 | 57.3 | 43 | 18.7 | 66.3 | 73.3 | 52.4 | 13.9 |
| Martin | Roanoke High | 61.7 | 57.3 | 48.3 | 13.4 | 79.3 | 52.3 | 72.8 | 6.5 |
| Cumberland | E E Smith High | 61.2 | 50 | 49.4 | 11.8 | 67.5 | 65.6 | 62.0 | 5.5 |
| Guilford | Middle College NC A&T | 60.7 | 41.6 | 34.5 | 26.2 | 77.3 | 100.0 | 68.8 | 8.5 |
| Robeson | Red Springs High | 60.6 | 49.4 | 42.4 | 18.2 | 52.5 | 68.4 | 45.1 | 7.4 |
| Cumberland | Pine Forest High | 60.3 | 52.1 | 51 | 9.3 | 82.2 | 76.2 | 66.7 | 15.5 |
| Lexington City | Lexington Senior High | 60.3 | 53.3 | 40.2 | 20.1 | 63.5 | 63.9 | 46.8 | 16.7 |
| Charlotte-Mecklenburg | E E Waddell High | 58.9 | 57.3 | 48.2 | 10.7 | 68.1 | 58.0 | 63.2 | 4.9 |
| Vance | Southern Vance High | 58 | 51.3 | 43.2 | 14.8 | 50.9 | 63.1 | 47.2 | 3.7 |
| Alamance-Burlington | Hugh M Cummings High | 57.4 | 54.9 | 43.4 | 14 | 64.6 | 63.0 | 59.6 | 5 |
| Charlotte-Mecklenburg | Garinger High | 56.6 | 43 | 50 | 6.6 | 50.3 | 66.3 | 78.5 | -28.2 |
| Gaston | Bessemer City High | 56.4 | 50.5 | 46.9 | 9.5 | 61.9 | 74.0 | 61.5 | 0.4 |
| Gaston | Hunter Huss High | 56.4 | 46.1 | 46 | 10.4 | 66.9 | 58.6 | 58.0 | 8.9 |
| Guilford | Middle College Bennett | 56.3 | 53.3 | 40.7 | 15.6 | 82.4 | 83.3 | 78.8 | 3.6 |
| Bladen | West Bladen High | 55.9 | 55 | 48.5 | 7.4 | 67.2 | 63.8 | 64.0 | 3.2 |
| Guilford | Academy at High Point Central | 55.8 | 32.7 | | 23.1 | 77.8 | 85.7 | | -7.9 |
| Caswell | Bartlett Yancey High | 55.6 | 54.9 | 48.4 | 7.2 | 72.2 | 75.7 | 66.8 | 5.4 |

District and School Transformation
High School Turnaround 2008-09

| LEA | SCHOOLS | PERF COMPOSITE 2008-09 | PERF COMPOSITE 2007-08 | PERF COMPOSITE 2006-07 | CHANGE OVER 3 YRS | 2009 5-YR GRAD RATE | 2008 5-YR GRAD RATE | 2007 5-YR GRAD RATE | CHANGE OVER 3 YRS |
|---------------------|---|------------------------------|------------------------------|------------------------------|----------------------|------------------------|------------------------|------------------------|----------------------|
| Northampton | Northampton High-East | 55.2 | 50 | 44.2 | 11 | 76.1 | 72.5 | 61.2 | 14.9 |
| Cumberland | Douglas Byrd High | 55.1 | 47.9 | 40.4 | 14.7 | 80.1 | 74.6 | 65.6 | 14.5 |
| Duplin | James Kenan High | 54.8 | 46.6 | 38.5 | 16.3 | 66.3 | 74.5 | 67.5 | -1.2 |
| Forsyth | Parkland High | 54.4 | 50.8 | 42.6 | 11.8 | 71.3 | 70.0 | 73.8 | -2.5 |
| Rowan-Salisbury | North Rowan High | 53.7 | 57.4 | 51.6 | 2.1 | 68.6 | 75.1 | 64.4 | 4.2 |
| Hertford | Hertford County High | 53.1 | 45.7 | 35.4 | 17.7 | 68.2 | 72.8 | 57.2 | 11 |
| Wayne | Goldsboro High | 52.4 | 52.6 | 42.9 | 9.5 | 53.3 | 56.5 | 52.8 | 0.5 |
| Lenoir | Kinston High | 51.3 | 43.9 | 44.4 | 6.9 | 72.9 | 71.7 | 63.8 | 9.1 |
| Guilford | Northeast Guilford High | 50.1 | 45 | 43.5 | 6.6 | 79 | 81.6 | 79.3 | -0.3 |
| Durham | Northern Durham High | 49 | 46.2 | 47.5 | 1.5 | 76.1 | 75.8 | 78.8 | -2.7 |
| Guilford | T Wingate Andrews High | 47.8 | 44.3 | 47.4 | 0.4 | 76.7 | 82.7 | 81.0 | -4.3 |
| Washington | Plymouth High * | 47.7 | 45.9 | 42.2 | 5.5 | 79.4 | 84.3 | 73.4 | 6 |
| Durham | Hillside High | 45 | 40.2 | 40.9 | 4.1 | 65.2 | 70.6 | 70.5 | -5.3 |
| Guilford | Dudley High | 44.8 | 51.3 | 44.5 | 0.3 | 75.1 | 84.3 | 76.0 | -0.9 |
| Cumberland | Westover High | 42.6 | 45.2 | 42.3 | 0.3 | 76.9 | 74.0 | 62.0 | 14.9 |
| Guilford | Ben L Smith High | 42.1 | 39.7 | 35.5 | 6.6 | 73 | 68.4 | 59.6 | 13.4 |
| Bertie | Bertie High | 41.7 | 46 | 41.8 | -0.1 | 64.5 | 75.2 | 68.0 | -3.5 |
| Forsyth | Carver High | 41 | 34.7 | 36.7 | 4.3 | 70.2 | 73.9 | 76.4 | -6.2 |
| Warren | Warren County High | 40.8 | 36.9 | 41.9 | -1.1 | 75.3 | 70.4 | 69.2 | 6.1 |
| Anson | Anson High | 36.6 | 38.8 | 39.5 | -2.9 | 74.9 | 69.2 | 66.3 | 8.6 |
| Halifax | Northwest Halifax High | 36.1 | 34.3 | 30.9 | 5.2 | 72.9 | 69.1 | 57.1 | 15.8 |
| Alamance-Burlington | Alamance-Burlington Middle College | 34.8 | 37.4 | 23.8 | 11 | 62.5 | 71 | 0 | -8.5 |
| Durham | Southern High | 32.5 | 32.3 | 39.9 | -7.4 | 64.2 | 64.2 | 61.4 | 2.8 |
| Weldon City | Weldon High | 30.9 | 42.4 | 42.1 | -11.2 | 72.3 | 69.5 | 57.3 | 15 |
| Halifax | Southeast Halifax High | 28.4 | 35.9 | 38.3 | -9.9 | 77.4 | 76.5 | 65.8 | 11.6 |
| Northampton | Northampton High-West | 27.9 | 43.9 | 57.9 | -30 | 71.2 | 72.8 | 66.7 | 4.5 |
| | * Official EOC data is 50.0 when confidence interval is applied | | | | | | | | |

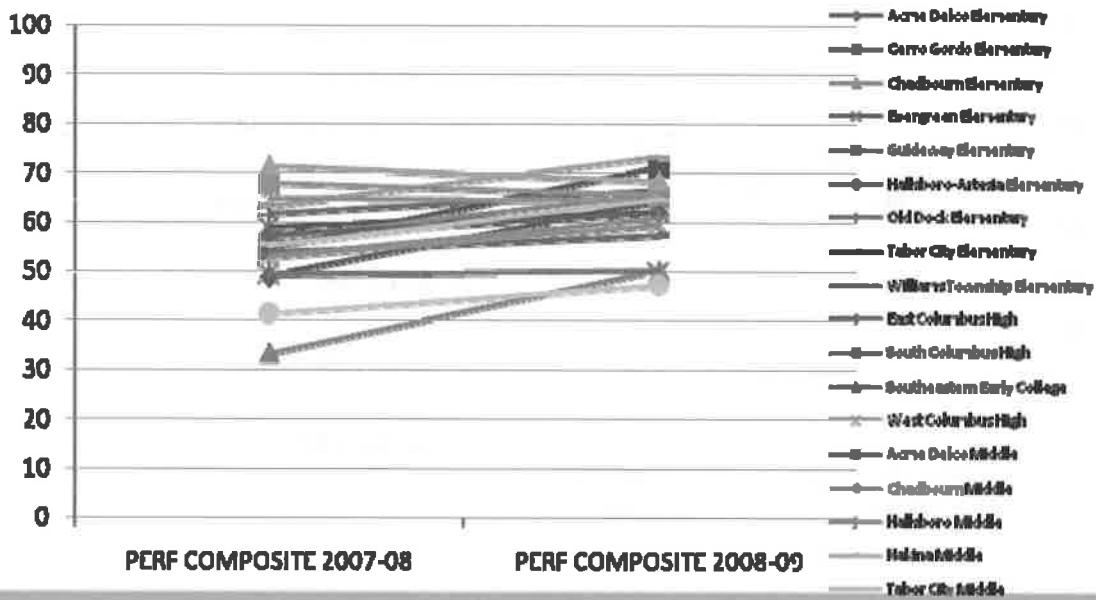
Bertie

| LEA CODE | LEA | SCHOOL CODE | SCHOOLS | CATEGORY | PERF COMPOSITE 2008-09 | PERF COMPOSITE 2007-08 | CHANGE OVER 1 YR |
|----------|--------|-------------|------------------------|----------|------------------------|------------------------|------------------|
| 080 | Bertie | 348 | Aulander Elementary | E | 59 | 50.5 | 8.5 |
| 080 | Bertie | 356 | West Bertie Elementary | E | 51.9 | 44 | 7.9 |
| 080 | Bertie | 360 | Colerain Elementary | E | 53.4 | 48.1 | 5.3 |
| 080 | Bertie | 362 | Windsor Elementary | E | 54.7 | 36.8 | 17.9 |
| 080 | Bertie | 312 | Bertie High | H | 41.7 | 46 | -4.3 |
| 080 | Bertie | 700 | Bertie High - STEM | H | 73.9 | 73 | 0.9 |
| 080 | Bertie | 314 | Bertie Middle | M | 58 | 47.2 | 10.8 |



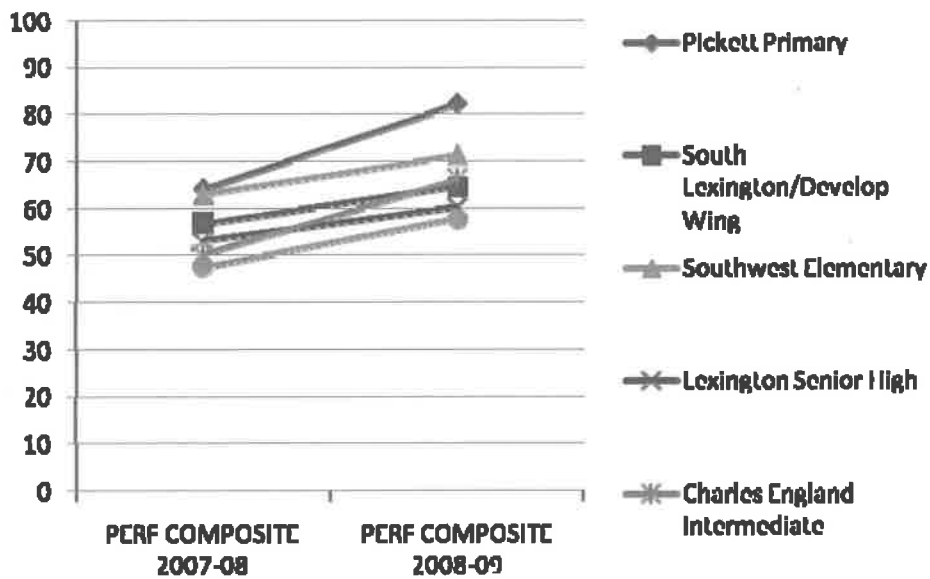
Columbus

| LEA CODE | LEA | SCHOOL CODE | SCHOOLS | CATEGORY | PERF COMPOSITE 2008-09 | PERF COMPOSITE 2007-08 | CHANGE OVER 1 YR |
|----------|----------|-------------|----------------------------|----------|------------------------|------------------------|------------------|
| 240 | Columbus | 308 | Acme Delco Elementary | E | 64.4 | 49 | 15.4 |
| 240 | Columbus | 328 | Cerro Gordo Elementary | E | 71.2 | 54.4 | 16.8 |
| 240 | Columbus | 332 | Chadbourn Elementary | E | 50.3 | 33.2 | 17.1 |
| 240 | Columbus | 344 | Evergreen Elementary | E | 62 | 58.8 | 3.2 |
| 240 | Columbus | 352 | Guideway Elementary | E | 50 | 49.3 | 0.7 |
| 240 | Columbus | 354 | Hallsboro-Artesia Elem. | E | 65.8 | 56.6 | 9.2 |
| 240 | Columbus | 370 | Old Dock Elementary | E | 66.4 | 61.4 | 5 |
| 240 | Columbus | 372 | Tabor City Elementary | E | 57.4 | 53.6 | 3.8 |
| 240 | Columbus | 388 | Williams Township | E | 73.2 | 63.2 | 10 |
| 240 | Columbus | 334 | East Columbus High | H | 61.7 | 57.3 | 4.4 |
| 240 | Columbus | 371 | South Columbus High | H | 65.4 | 67.7 | -2.3 |
| 240 | Columbus | 373 | Southeastern Early College | H | 68.3 | 71.2 | -2.9 |
| 240 | Columbus | 380 | West Columbus High | H | 64.4 | 64.6 | -0.2 |
| 240 | Columbus | 304 | Acme Delco Middle | M | 59.5 | 52.6 | 6.9 |
| 240 | Columbus | 330 | Chadbourn Middle | M | 47.2 | 41.3 | 5.9 |
| 240 | Columbus | 356 | Hallsboro Middle | M | 60.8 | 53 | 7.8 |
| 240 | Columbus | 368 | Nakina Middle (New) | M | 72.6 | | |
| 240 | Columbus | 376 | Tabor City Middle | M | 64.6 | 55.1 | 9.5 |



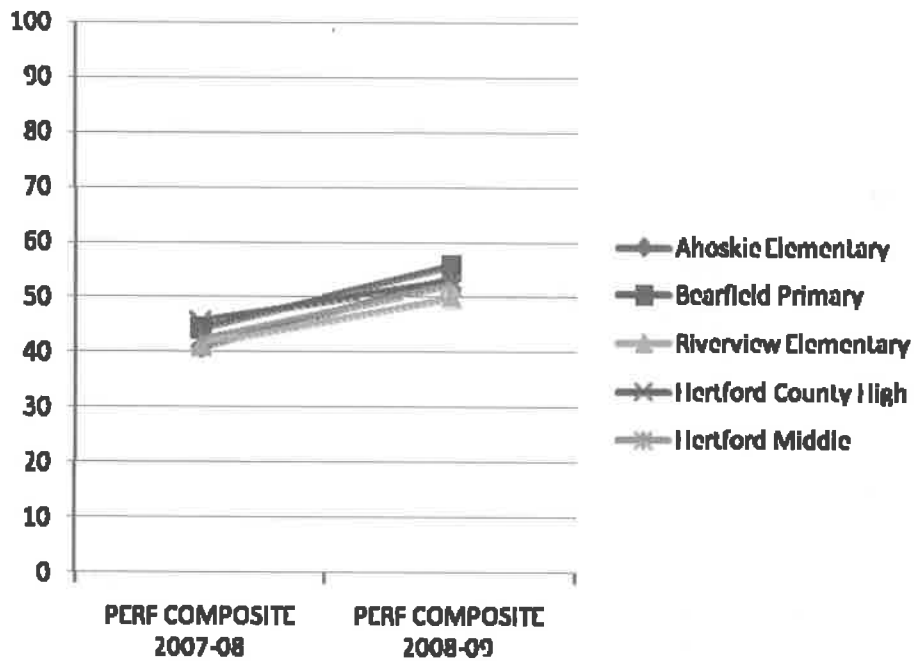
Lexington City

| LEA CODE | LEA | SCHOOL CODE | SCHOOLS | CATEGORY | PERF COMPOSITE 2008-09 | PERF COMPOSITE 2007-08 | CHANGE OVER 1 YR |
|----------|----------------|-------------|------------------------------|----------|------------------------|------------------------|------------------|
| 291 | Lexington City | 340 | Pickett Primary | E | 82.2 | 64.3 | 17.9 |
| 291 | Lexington City | 348 | South Lexington/Develop Wing | E | 64.7 | 56.9 | 7.8 |
| 291 | Lexington City | 352 | Southwest Elementary | E | 71.4 | 63.1 | 8.3 |
| 291 | Lexington City | 336 | Lexington Senior High | H | 60.3 | 53.3 | 7 |
| 291 | Lexington City | 308 | Charles England Intermediate | M | 66.2 | 50.3 | 15.9 |
| 291 | Lexington City | 332 | Lexington Middle | M | 57.9 | 47.7 | 10.2 |



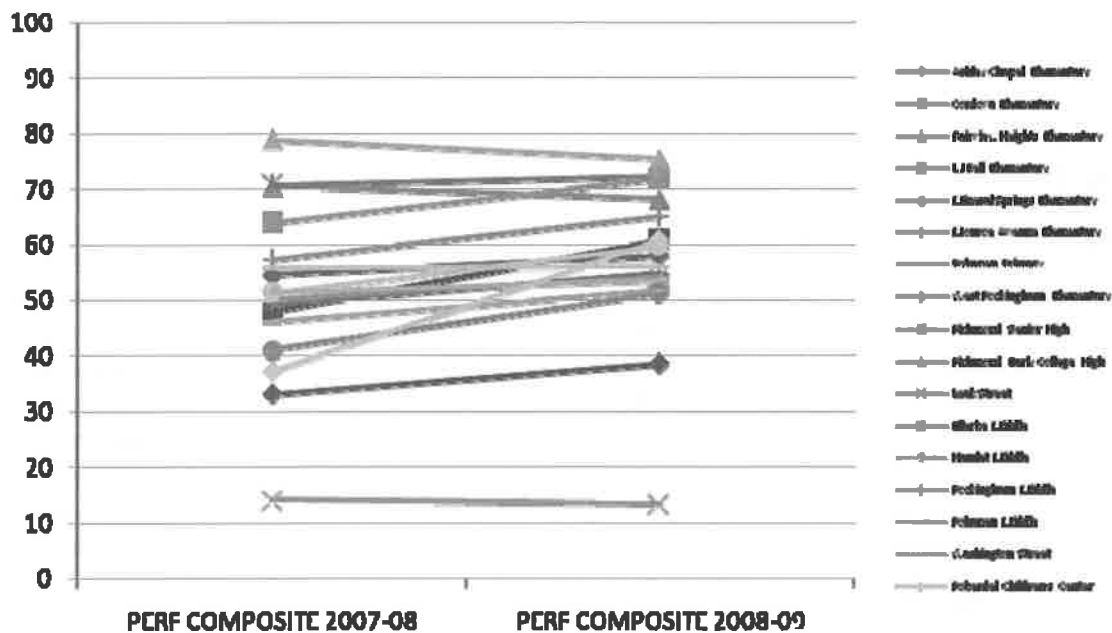
Hertford

| LEA CODE | LEA | SCHOOL CODE | SCHOOLS | CATEGORY | PERF COMPOSITE 2008-09 | PERF COMPOSITE 2007-08 | CHANGE OVER 1 YR |
|----------|----------|-------------|----------------------|----------|------------------------|------------------------|------------------|
| 460 | Hertford | 308 | Ahoskie Elementary | E | 53.4 | 41 | 12.4 |
| 460 | Hertford | 312 | Bearfield Primary | E | 55.7 | 44.3 | 11.4 |
| 460 | Hertford | 332 | Riverview Elementary | E | 50 | 41.3 | 8.7 |
| 460 | Hertford | 320 | Hertford County High | H | 53.1 | 45.7 | 7.4 |
| 460 | Hertford | 318 | Hertford Middle | M | 52.2 | 42.4 | 9.8 |



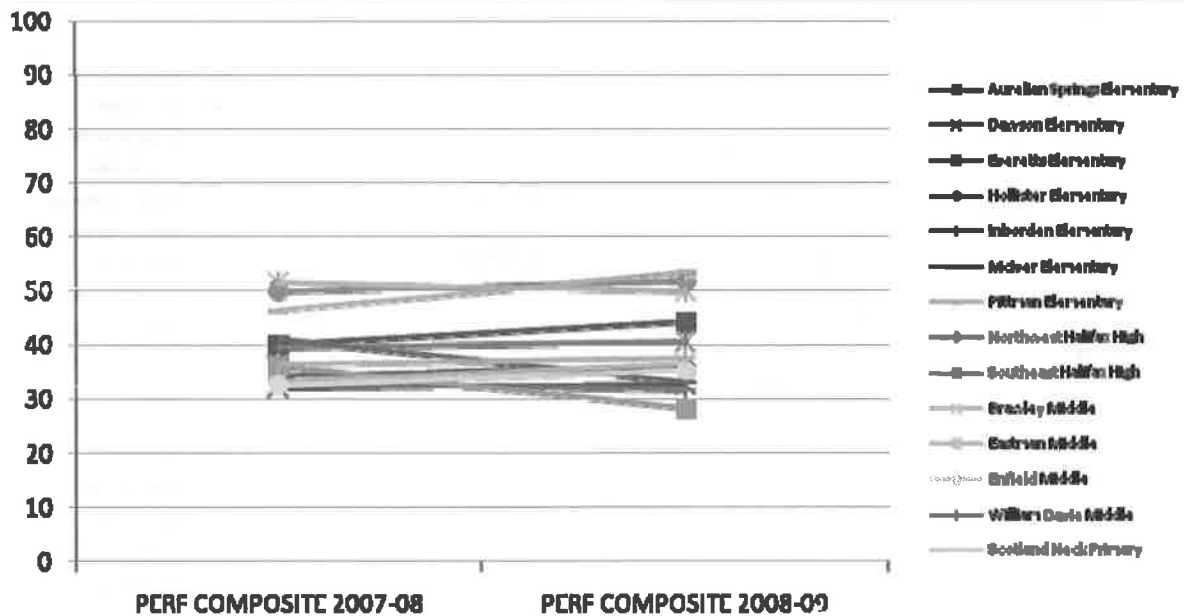
Richmond

| LEA CODE | LEA | SCHOOL CODE | SCHOOLS | CATEGORY | PERF COMPOSITE 2008-09 | PERF COMPOSITE 2007-08 | CHANGE OVER 1 YR |
|----------|----------|-------------|----------------------------------|----------|------------------------|------------------------|------------------|
| 770 | Richmond | 304 | Ashley Chapel Elementary | E | 38.6 | 33.1 | 5.5 |
| 770 | Richmond | 312 | Cordova Elementary | E | 60.7 | 47.9 | 12.8 |
| 770 | Richmond | 318 | Fairview Heights Elem. | E | 68.2 | 70.5 | -2.3 |
| 770 | Richmond | 340 | L J Bell Elementary | E | 72.1 | 70.6 | 1.5 |
| 770 | Richmond | 344 | Mineral Springs Elementary | E | 51.3 | 41 | 10.3 |
| 770 | Richmond | 346 | Monroe Avenue Elem. | E | 54.8 | 49.1 | 5.7 |
| 770 | Richmond | 366 | Rohanen Primary | E | 51.6 | 46.1 | 5.5 |
| 770 | Richmond | 368 | West Rockingham Elem. | E | 57.9 | 54.6 | 3.3 |
| 770 | Richmond | 348 | Richmond Senior High | H | 71.7 | 63.9 | 7.8 |
| 770 | Richmond | 349 | Richmond Early College | H | 75.3 | 78.9 | -3.6 |
| 770 | Richmond | 342 | Leak Street | K-12 | 13.4 | 14.1 | -0.7 |
| 770 | Richmond | 316 | Ellerbe Middle | M | 54.1 | 50 | 4.1 |
| 770 | Richmond | 328 | Hamlet Middle | M | 59.6 | 51.3 | 8.3 |
| 770 | Richmond | 360 | Rockingham Middle | M | 65.1 | 57.3 | 7.8 |
| 770 | Richmond | 364 | Rohanen Middle | M | 53.6 | 51.3 | 2.3 |
| 770 | Richmond | 370 | Washington Street | M | 56 | 55.7 | 0.3 |
| 770 | Richmond | 350 | Roberdel Children's Center SP-ED | | 60.7 | 37.2 | 23.5 |



Halifax

| LEA CODE | LEA | SCHOOL CODE | SCHOOLS | CATEGORY | PERF COMPOSITE 2008-09 | PERF COMPOSITE 2007-08 | CHANGE OVER 1 YR |
|----------|---------|-------------|------------------------|----------|------------------------|------------------------|------------------|
| 420 | Halifax | 304 | Aurelian Springs Elem. | E | 44.3 | 40 | 4.3 |
| 420 | Halifax | 316 | Dawson Elementary | E | 32.8 | 32.1 | 0.7 |
| 420 | Halifax | 328 | Everetts Elementary | E | 40.6 | 39.6 | 1 |
| 420 | Halifax | 336 | Hollister Elementary | E | 51.6 | 50 | 1.6 |
| 420 | Halifax | 340 | Inborden Elementary | E | 31.8 | 33 | -1.2 |
| 420 | Halifax | 344 | Mclver Elementary | E | 33.1 | 41 | -7.9 |
| 420 | Halifax | 348 | Pittman Elementary | E | 53.2 | 46.4 | 6.8 |
| 420 | Halifax | 346 | Northwest Halifax High | H | 36.1 | 34.3 | 1.8 |
| 420 | Halifax | 358 | Southeast Halifax High | H | 28.4 | 35.9 | -7.5 |
| 420 | Halifax | 312 | Brawley Middle | M | 36.5 | 33.1 | 3.4 |
| 420 | Halifax | 320 | Eastman Middle | M | 50 | 51.5 | -1.5 |
| 420 | Halifax | 324 | Enfield Middle | M | 35.2 | 32.5 | 2.7 |
| 420 | Halifax | 376 | William Davie Middle | M | 37.5 | 36.5 | 1 |
| 420 | Halifax | 356 | Scotland Neck Primary | P | 52.3 | | |





Public Schools of North Carolina Organizational Chart

