



# **Florida's Focus on Preparation for Success in College**

# Florida Student Population

---

- 2.7 million students
- Majority minority student population
- Large population of students learning English as a second language
- More than half of students are eligible for free and reduced priced lunch

# Provide Incentives to School Districts

---

## Incentives for Performance:

- In 1984, Florida began funding Advanced Placement Programs by providing a direct incentive within the state funding formula.
- For every student that passed an Advanced Placement exam for college credit the school district would receive a bonus (currently 1/6 FTE – approximately \$600)
- From these funds, districts would pay for the cost of implementing an Advanced Placement program. Districts would pay for cost of AP exams for students.
- Florida experienced modest gains through this program that costs approximately \$60 million/year.

# Research on Advanced Placement

---

- Students who take AP math and science courses choose to major in science, technology, engineering and mathematics (STEM) fields at much higher rates than other students and those who score 3 or higher on the AP exam outperform students from most other countries on the TIMSS.
- After taking AP math and science courses, students perform at much higher levels in intermediate college math and science courses than students with the same SAT scores who did not take AP math or science courses.
- Most students take five or six years, and sometimes even longer, to earn their bachelor's degrees at public colleges and universities. Students who take AP courses and exams are 62% more likely to graduate in four years – saving their families and the state money.

# Identification of Problem

---

- 85% of students in A-graded schools took PSAT
- Less than 15% of students in F-graded schools took PSAT
- Huge gaps in rural and minority student participation
- Cost to take exam
- Stigma of taking the exam

# Provide Opportunities for Students

---

## Partnership with College Board: (began in 2000)

- Free PSAT or PLAN tests for all 10<sup>th</sup> Graders (approximately \$2 million)
- AP Potential tool, aligned to PSAT
- Student's test score becomes the objective measure to encourage students into Advanced Placement courses.
- Professional Development for teachers to teach AP (currently \$3.5 million)
- College Board in-kinds 1/3 match. Florida receives an additional \$1 million of services for our teachers.

# Provide Direct Incentives to Teachers

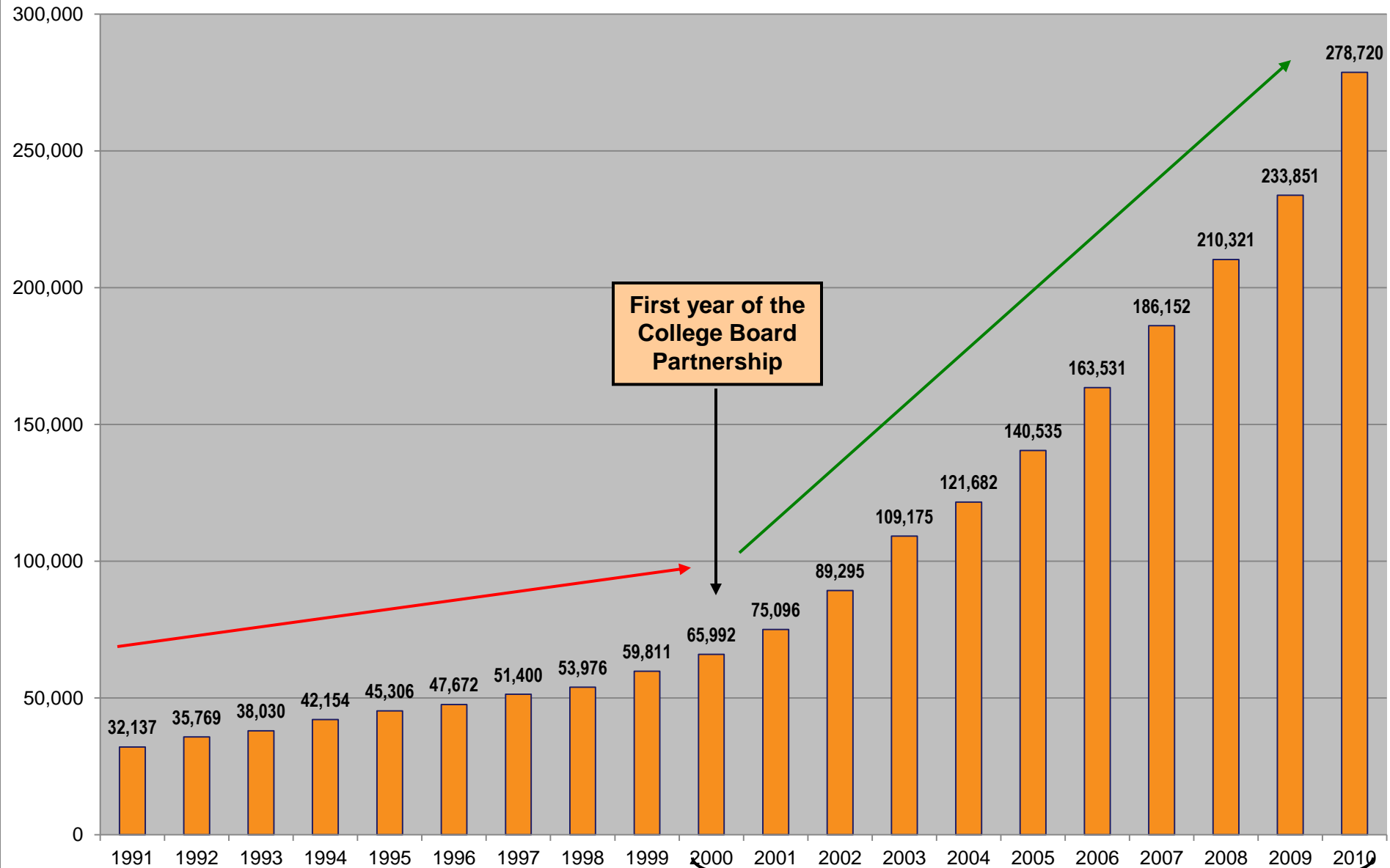
---

## Direct Incentives: (Began in 2000)

- Out of the School District Bonus:
- AP Teacher Bonus: \$50 for every passing student score, up to \$2,000
- AP Teacher Bonus: \$500 for first passing score in D or F school, up to \$2,000
- Total cost: \$3.6 million

# AP Exams Taken

*All of Florida's Students*



First year of the  
College Board  
Partnership

**Florida's College Board Partnership**

*(Free PSAT Tests, professional development and Teacher Bonus)*



# Hold High Schools Accountable

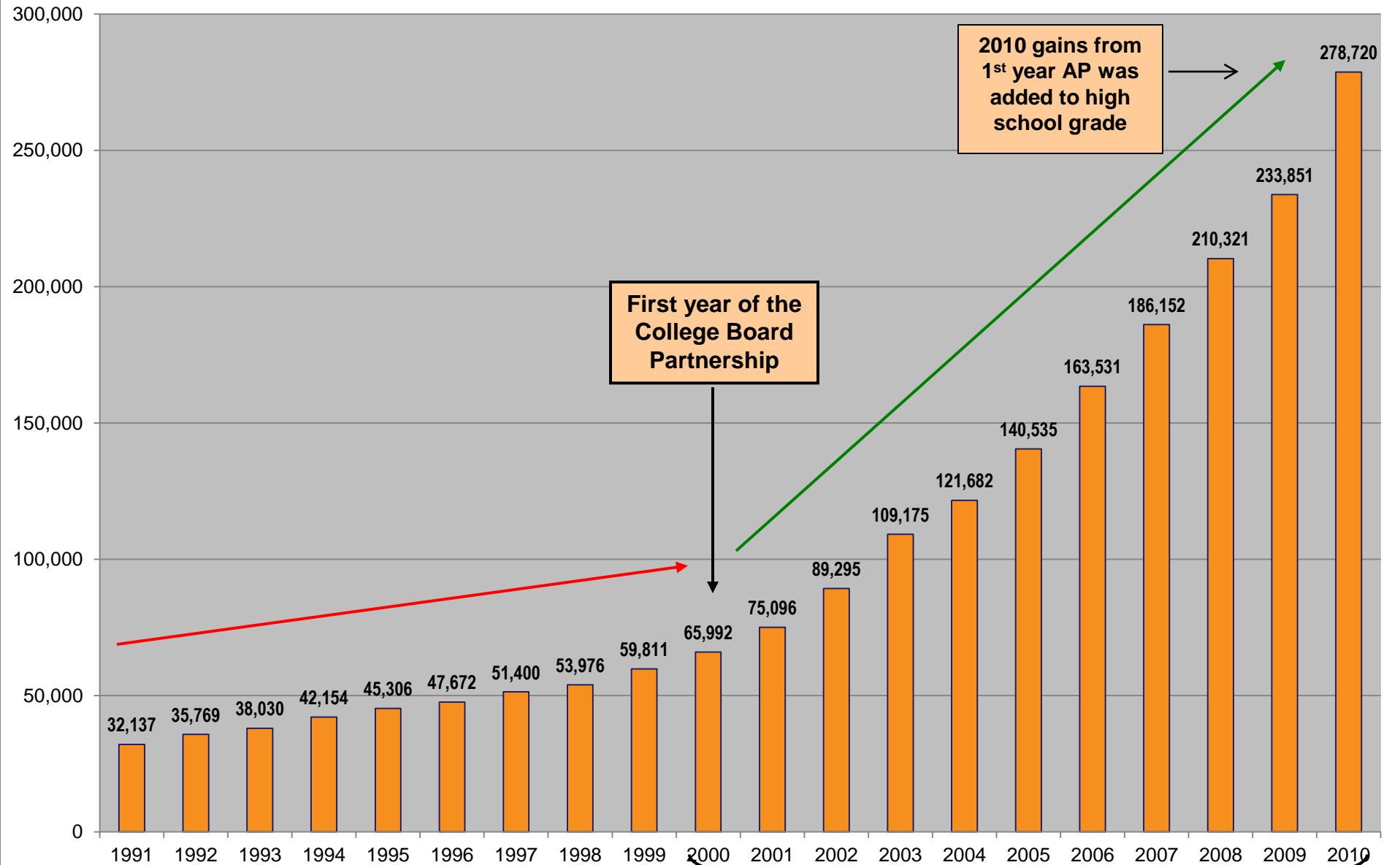
---

**Beginning in 2010, AP participation and performance was included in a high school's grade – school-level accountability**

- Florida high schools are held accountable for the number of students who take and pass Advanced Placement, International Baccalaureate, Advanced International Certificate of Education, dual enrollment or industry certification courses.

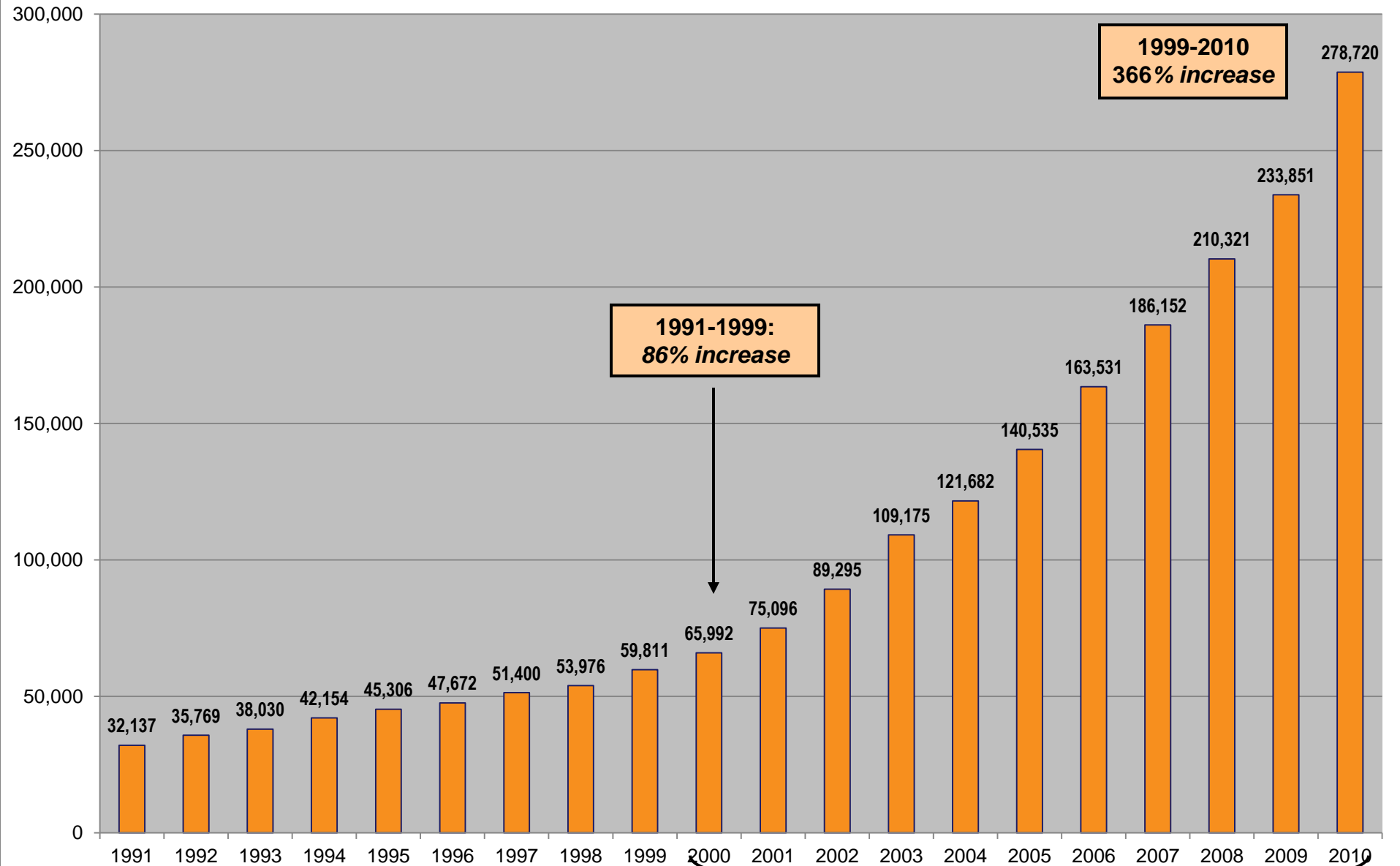
# AP Exams Taken

All of Florida's Students



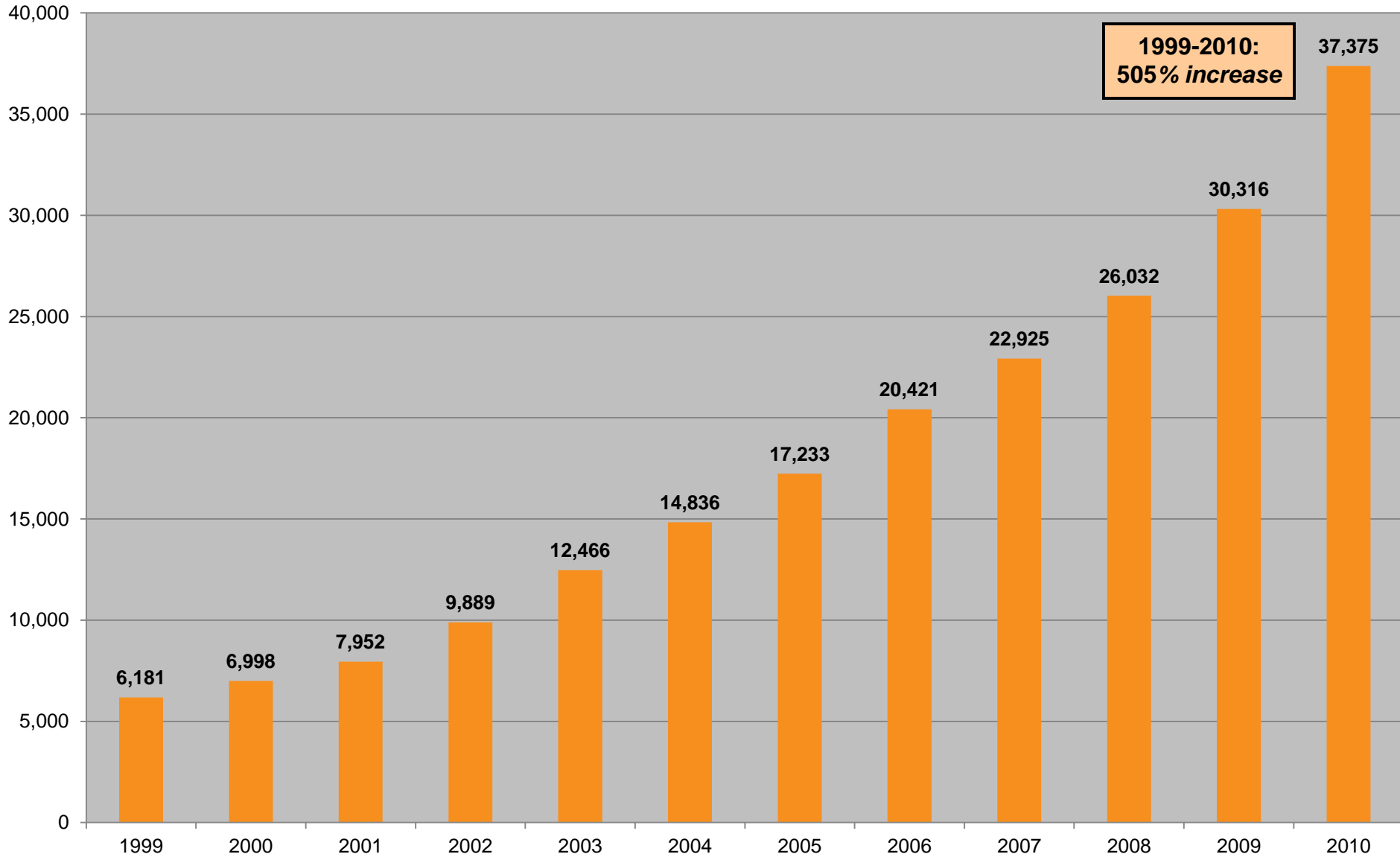
# AP Exams Taken

All of Florida's Students



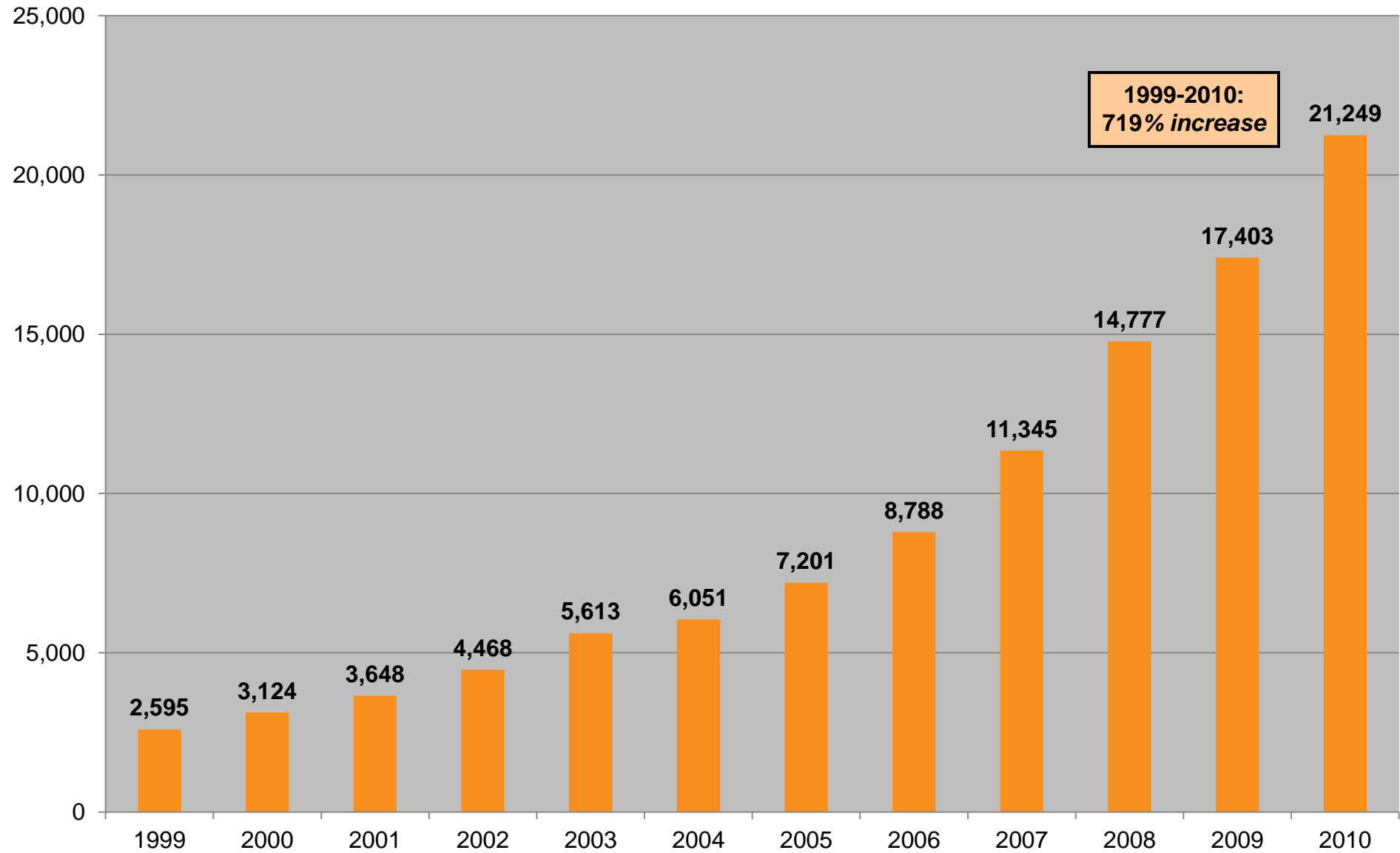
# AP Exam Takers

Florida's Hispanic Students



# AP Exam Takers

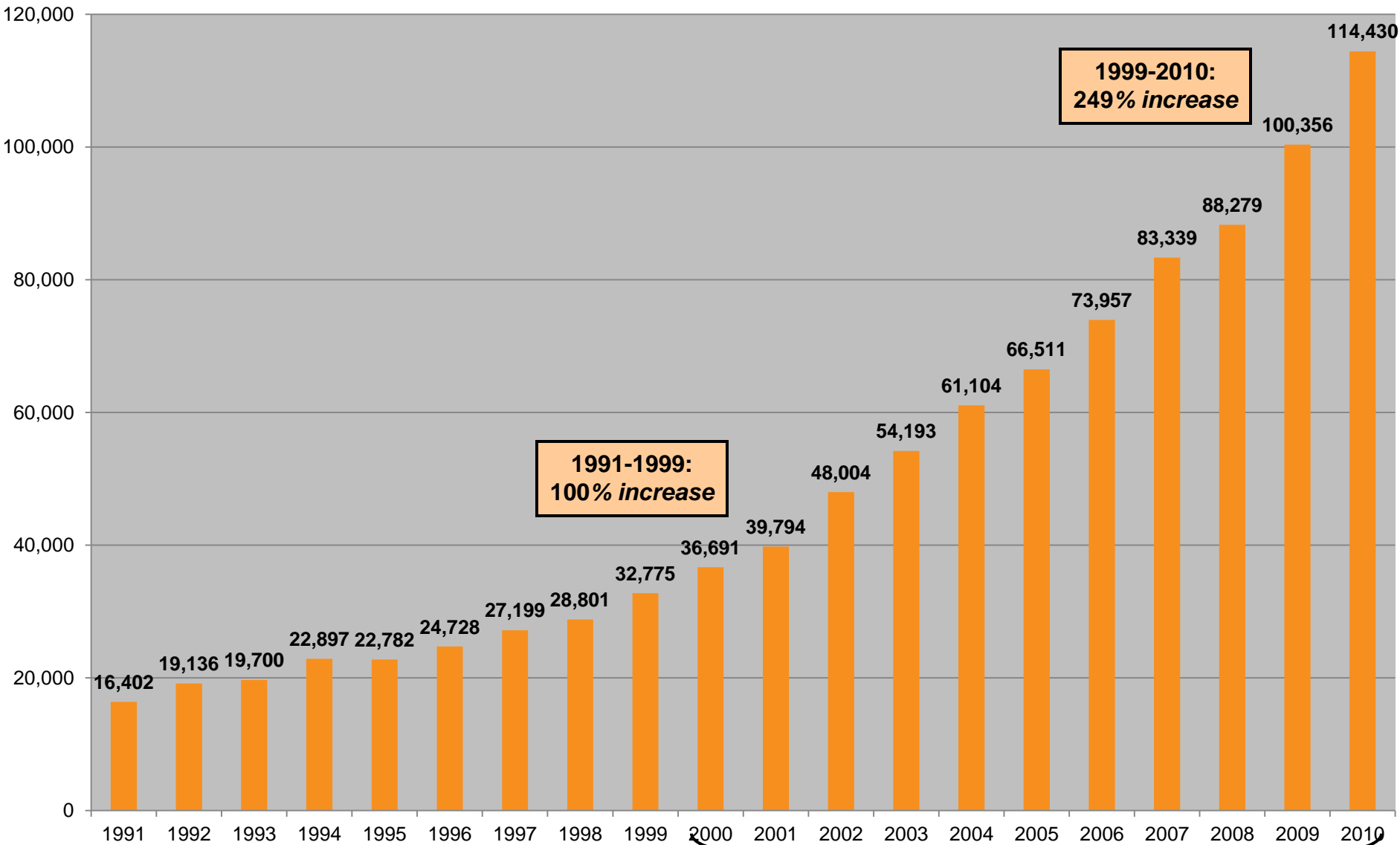
Florida's African American Students



1999-2010:  
719% increase

# AP Passing Scores

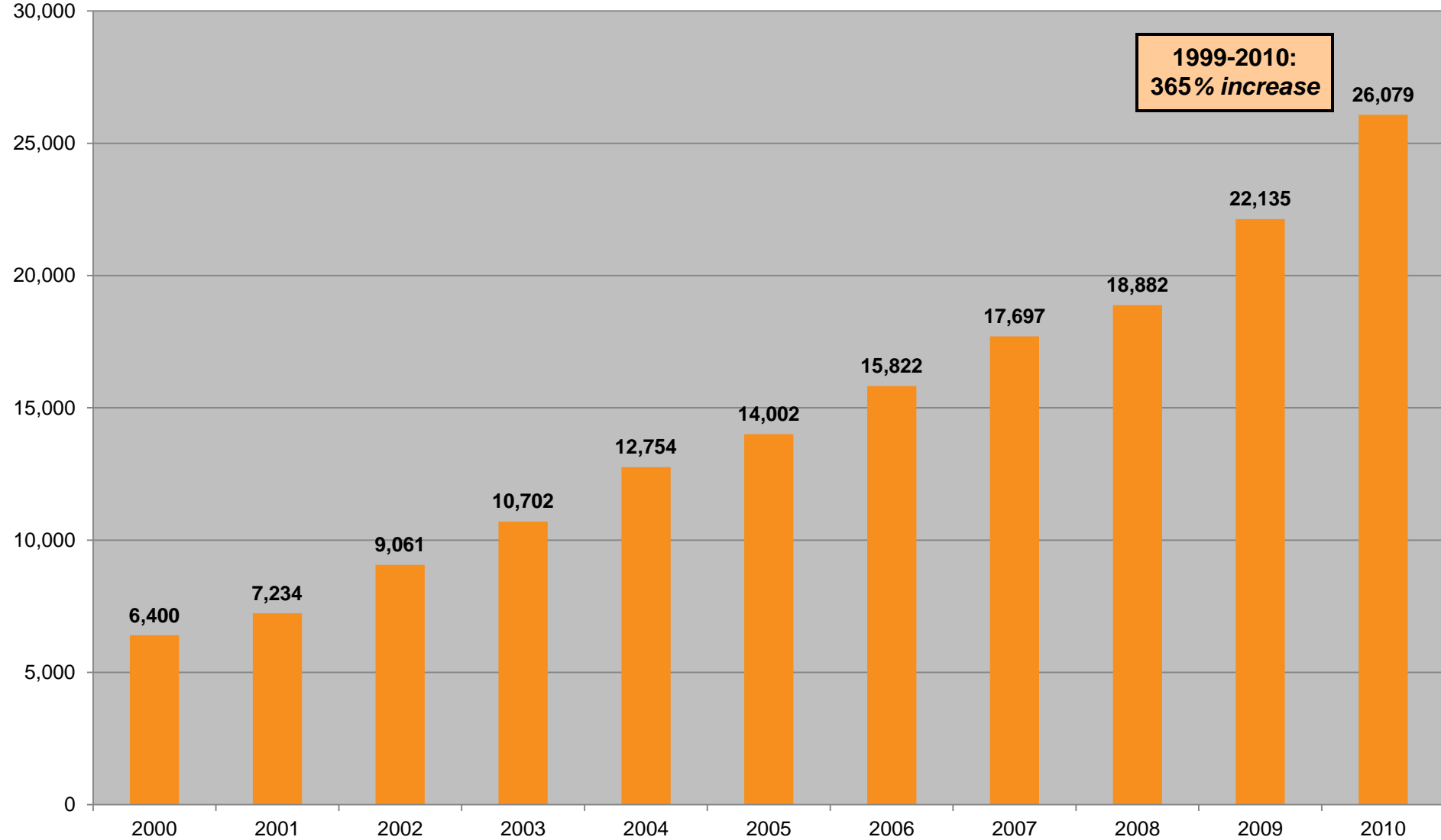
All of Florida's Students



**Florida's College Board Partnership**  
(Free PSAT Tests, professional development and Teacher Bonus)

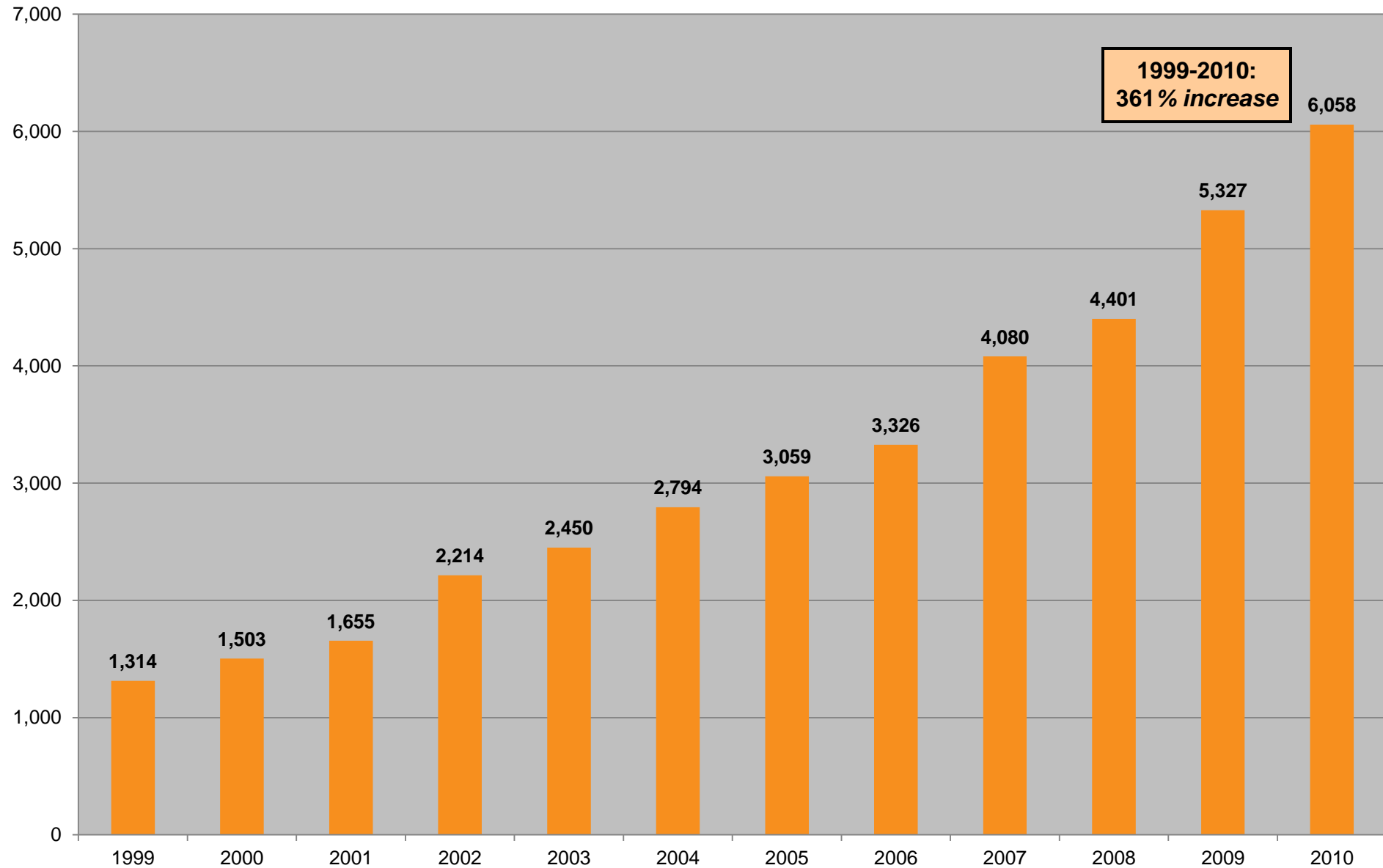
# AP Passing Scores

Florida's Hispanic Students



# AP Passing Scores

Florida's African American Students





# 2010 Results: AP

---

Florida has the fourth highest number of students taking AP Exams in the nation, and experienced the largest single-year increase in the percent of students earning a 3 or higher on an AP Exam (3.1).

The College Board recognized 15 schools across the nation that have achieved success in assisting a significant number of African American and/or Hispanic students to success in AP, **seven of the schools recognized are Florida schools.**

- 40.2 percent of the 2009 graduating class took at least one AP Exam, compared to 26.5 percent for the nation.
- The number of Florida students taking an AP exam increased by 20 percent, as compared to approximately 10 percent for the nation.
- 21.3 percent of the graduating class of 2009 earned a 3 or higher on one or more AP Exams, compared to 15.9 percent for the nation.

# Ensure Access for All Students

---

**Even with all the incentives and support put in place, Florida still had high schools that did not offer a single AP course.**

- Beginning in the 2011-2012 school year, every Florida high school must offer 4 core AP courses (one course each in English/Language Arts, Math, Science and Social Studies).
- Districts may meet this requirement through on-line learning so no school district has to incur extra cost or hire additional teachers for a small/limited population of students who may be ready to take AP.
- We hope to see further impact in helping rural and minority students with access to AP coursework.

# 2010 Results: PSAT

---

## PSAT Participation:

- 254% increase in PSAT participation in the state.
- 358% increase for African American students.
- 661% increase for Hispanic students.
- The average SAT scores for Florida students **taking** the PSAT surpassed the national average on all three sections of the SAT – Critical Reading, Math, and Writing.
- The average SAT scores for Florida students **not taking** the PSAT fall below the national average on all three sections of the SAT – Critical Reading, Math, and Writing.

# 2010 Results: SAT

---

- SAT Participation:
  - 108% increase in student participation in SAT.
  - 135% increase for African American student participation.
  - 288% increase in Hispanic student participation.
- SAT Performance:
  - SAT scores for Hispanics are significantly higher for Florida than those for the nation.
  - SAT scores for African-American test takers in Florida are 7 points higher as African-Americans nationwide.

# Results from the Partnership

---

- *Real increases* in AP participation, exams taken, and passage rates.
- *Real increases* in PSAT and SAT participation.
- Students earning valuable credit, saving money in higher education
- *Greatest impact* to rural and minority students; all students benefit.
- Relatively low monetary investment by the state.
- Bi-partisan support in the Florida Legislature.

# Contact Information

---

Foundation for Excellence in Education

P.O. Box 10691

Tallahassee, FL 32302

850-391-4090

[www.ExcelinEd.org](http://www.ExcelinEd.org)