



2012-2013

ANNUAL REPORT

NORTH CAROLINA VIRTUAL PUBLIC SCHOOL



North Carolina
Virtual Public School

Visit us on the web at www.ncvps.org

2012-2014 NCVPS ADVISORY BOARD

Myra Best
 Randy Bledsoe
 Brent Boone
 Jeni Corn
 Benny Hendrix
 Jack Hoke
 Candace Holder
 Representative Craig Horn
 Hope Johnston
 Trish Long
 Adri Maisonet-Morales
 Tim Markley
 Donald Martin
 Jeanene Martin
 Janet Mason
 Nita Matzen
 Mary Musacchia
 Teryn Odom
 Timothy Rogers
 David Scholl
 Malbert Smith III
 Senator Dan Soucek
 Ray Spain
 Melissa Thibault
 Frank Till
 Representative Joe Tolson
 Blount Williams

2012-2013 NCVPS Accomplishments

The North Carolina Virtual Public School has been in successful operation since 2007 serving over 195,000 students since that first year. Below is a list of accomplishments, facts, and recognitions that make the 2012-13 school year unique.

- Jen Currin is a finalist in the National Online Teacher of the Year program providing NCVPS with the unique distinction of being the only school with three consecutive finalists
- Reorganized the staff with a strategic focus on quality assurance and professional learning
- Presented a non-public student pricing structure to the SBE in order to make NCVPS courses more economically viable for all in-state students
- Largest student enrollment during the spring semester
- Developed data based scorecards for every school district; the statewide scorecard is displayed in this report
- Shared NCVPS courses free of charge to NC school districts upon request
- Approved eleven courses from five external vendors for NC school districts in order to expand course options for students
- Developed an instructional design methodology to support new NC Standard Course of Study
- Generated over 1730 unique interactive learning objects for students in order to increase student engagement with content
- Formed the E-learning Leadership Team, composed of a variety of stakeholders from the eight state board regions, and NCVPS staff in order to provide feedback and offer ideas for improvement
- Implemented the Virtual Support Center so that all NCVPS customers have a place to ask questions or request help
- Continued to establish partnerships with national organizations for virtual learning, museums, colleges, and universities to provide more options for students, gather feedback on course content, and to present new information in the growing field of online learning

MISSION: NCVPS provides blended learning and leadership opportunities to empower globally competitive students.

VISION: To be a world-class model of blended learning for a new generation of global learners.

VALUES

- Student learning focus
- Relationship building through clear and timely communication
- Family matters – our people are our most valuable resource
- Stakeholder involvement and teamwork
- Collaborative systems before silos
- Continuous improvement for high performing results
- Data-driven innovation
- Accountability for all stakeholders

Letter from the Executive Director

Dear Education Leader,

The 2012-13 academic year was the year of quality: quality teaching, quality content, and quality support. NCVPS has always prided itself with its focus on high quality instruction for our online students. Only the best teachers from around North Carolina and the United States are hired after demonstrating that they hold high quality credentials and have completed a rigorous semester as a Teacher Assistant where they learn how to be an online teacher with NCVPS and serve as a student teacher for a veteran online teacher. The high quality teaching at NCVPS was recognized once again with NCVPS Teacher of the Year, Jen Currin, who was named a National Finalist in the 2013 National Online Teacher of the Year program. This makes three consecutive years NCVPS has had a teacher named as a national finalist – the only online program in the nation to achieve this goal.

The courses at NCVPS continued to have a focus on high quality as well. In 2012-13, courses were rolled out that had been revised to align to the new NC Standard Course of Study and a new Instructional Design Model with a focus on Universal Design for Learning. Additionally, NCVPS began sharing these courses with school districts across North Carolina so that any teacher could have access to materials aligned to the new standards.

Finally, quality support became a formalized process in two ways. First, the Virtual Support Center began operation in 2012-13 so that any NCVPS stakeholder could have a place to ask questions or request help and receive a swift response. Additionally, NCVPS staff was reorganized and dedicated a position to Quality Assurance so that all areas of NCVPS can be supported as they strive to be the best in the business.

I am proud of all of the achievements of NCVPS in 2012-13 and look forward to many years of innovation and leadership in North Carolina.

Sincerely,

Dr. Tracy Weeks
Executive Director

Letter from the 2013 NCVPS Online Teacher of the Year

Dear Education Leaders,

For the past year, I have been honored to serve as the 2013 North Carolina Virtual Public School Online Teacher of the Year. NCVPS is home to some of the best teachers in North Carolina. NCVPS teachers choose to teach because they love their students. Our teachers are some of the most passionate, dedicated, innovative, student-centered educators that I have ever known. They enthusiastically work each day to personalize learning for all of their students. They build relationships with students and their stakeholders in order to provide precisely what each student needs. These teachers joyfully meet students where they are in their learning and take them where they need to be (and beyond). They make themselves available to students and their stakeholders in such a way that they often feel like these students and their families are part of their own extended family. There is no greater honor than to serve as a representative of these outstanding North Carolina teachers.

As an online teacher for NCVPS, I have an amazing opportunity to serve the students, families, teachers, and schools from across our state. I have the opportunity to encourage, instruct, motivate, and celebrate students. I have the opportunity to make a difference in their lives through our work together. As an online English teacher, I get to watch young writers emerge and find their voices and confidence. I get to help students collaborate and create new ideas from their learning together. As an online teacher, I get to build relationships with students and their families. I have seen students regain their confidence that for whatever reason had been diminished. I get to celebrate students' successes and efforts with their schools and families. I recently received a thank you letter from a parent. She wrote to thank me for helping her daughter. She said that her daughter "needed someone other than mom to tell her that she is talented, creative, and bright." That is why I love being an online teacher at NCVPS. I get to be a champion for students.

It is this capacity to serve that makes our opportunities as online teachers so exciting and fulfilling. As this new school year begins, I look forward to many more opportunities to make a difference in the lives of students from across our state, and to continue to learn from the passionate teachers at NCVPS.

Sincerely,

Jen Currin

2013 NCVPS Online Teacher of the Year

Highlights of NCVPS Legislation and Budget

FUNDING FORMULA 2012-2013

Funding for NCVPS is generated by the legislatively mandated funding formula (Session Law 2011-145, Section 7.22). The formula provides funding for instructional costs (teacher pay, instructional leaders pay, and world language coaches pay) and operational/administrative costs. The total budget for NCVPS for 2012-2013 was \$22,010,796. Of that budget, instructional costs were \$15,737,378.¹ Based on enrollment projections, the 2012-2013 funding formula generated more funds than were needed to cover instructional fees resulting in \$7,089,129² refunded to school districts. Districts that enrolled beyond the 75% reduction allocation taken at the beginning of the school year had an additional \$2,188,072³ reduced from their budgets at the February 2013 sure up. The NCVPS administrative and operational budget for FY 2012-2013 was \$3,210,953⁴. The operations budget was \$1,342,417⁵ and the administrative salaries paid were \$1,868,536⁶ for 21 permanent staff positions.

ENROLLMENT RESERVE FUNDS

The General Assembly included an enrollment reserve fund in the funding formula legislation of 2011. The \$2,000,000 fund was an ADM reduction based on the number of students in grades 6 through 12 in each LEA and participating charter school. Legislation directs that each year the reserve be replenished to \$2,000,000 with any balance carrying forward into the new fiscal year. LEAs and Charter schools used \$436,222⁷ from the enrollment reserve in 2012-2013 leaving a balance of \$1,563,778. In 2012-2013, the reduction for the enrollment reserve was \$1.29 per student.

FUNDING FORMULA CHANGES FOR 2012-2013 – SESSION LAW 2013-360

Changes to the funding formula made in the 2011 and 2012 sessions of the General Assembly were retained, for the most part. New legislation shown below adjusts the date of the sure up.

REVISE NC VIRTUAL PUBLIC SCHOOLS (NCVPS) COST CALCULATION DATE

SECTION 8.9.(a) Section 7.22(d)(6) of S.L. 2011-145 is repealed.

SECTION 8.9.(b) In implementing the allotment formula for the North Carolina Virtual Public Schools (NCVPS) program, the State Board of Education shall calculate, no later than February 28 of each year, the actual instructional cost for each local school administrative unit and charter school based upon actual NCVPS enrollment as of that date.

SECTION 8.27.(b) Article 8 of Chapter 115C of the General Statutes is amended by adding a new section to read: “**§ 115C-83.4A. Advanced courses....** (e) Local boards of education shall ensure that all high school students have access to advanced courses in language arts, mathematics, science, and social studies. Such access may be provided through enrollment in courses offered through or approved by the North Carolina Virtual Public School.

STUDY VIRTUAL CHARTER SCHOOLS

SECTION 8.48. The State Board of Education shall study and determine needed modifications for authorization and oversight of virtual charter schools, including application requirements, enrollment growth, and funding allocations, and shall prepare these recommendations in the form of draft rules and proposed statutory changes. The State Board shall present the draft rules and the proposed statutory changes to the Joint Legislative Education Oversight Committee by February 1, 2014. This section shall not be construed to affect litigation pending as of the date of the enactment of this section.

¹ Reported by NCDPI, Financial and Business Services on 9/10/2013. Includes social security and third part courses not included on the Teacher Payroll Report posted on the Financial and Business Services Web page posted on 3/8/2013. • ² Reported from the Final Enrollment by LEA spreadsheet posted by the Department of Public Instruction's Financial and Business Services on 3/8/2013. • ³ Ibid. • ⁴ Reported by NCDPI, Financial and Business Services on 9/10/2013. • ⁵ Ibid. • ⁶ Ibid. • ⁷ Reported from the Final Enrollment by LEA spreadsheet posted by the Department of Public Instruction's Financial and Business Services on 3/8/2013.

PROJECTED ENROLLMENTS VERSUS ACTUAL ENROLLMENTS 2012-2013

Total enrollments for 2012-2013: 47,175.

Total enrollments from Summer 2007 to Spring 2013: 213,019

LEAS

- 115 LEAs participated in NCVPS online courses.
- 28 LEAs used more than 75% of projected enrollments and had \$2,188,072 in additional instructional fees taken.
- 20 LEAs used more than 100% of projected enrollments and used \$396,392 from the reserve.
- 1 LEA used 75% of their projected enrollments.
- 63 LEAs used less than 75% of their projected enrollments and received refunds totaling \$7,089,129.

CHARTER SCHOOLS

- 44 charter schools participated in NCVPS online courses.
- 7 charter schools that did not participate in NCVPS online courses prior to school year 2012-2013 requested enrollments. These charter schools had no enrollment projection so they received \$26,399 in reserve funds.
- 6 charter schools used more than 75% of their projections and an additional \$53,238 was taken from their allotment.
- 3 charter schools used more than 100% of their projected enrollments and requested \$13,431 in reserve funds.
- Charter schools used a total of \$39,830 from the reserve.
- 47 charter schools used less than 75% of their projected enrollments and received refunds.
- 19 charter schools used 0% of their projected enrollments.

TOTAL RESERVE FUNDS USED BY LEAS AND CHARTERS: \$463,222

2013-2014 FEES

- Administration Fee \$4.01 per student ADM in grades 6-12 (\$4.07 2011-2012)
- Reserve Fee \$0.35 per student ADM in grades 6-12 (\$1.29 2011-12)

Refer to Appendix A for more details on the NCVPS enrollment projections versus actual enrollment by LEA or charter school.

VIRTUAL TEACHERS SALARIES

Per Student Teacher Pay	Summer	Block	Year-Long
2009 - 2010	\$225	\$450	\$450
2010 - 2011	\$200	\$350	\$400
2011 - 2012	\$200	\$306	\$390
2012 - 2013	\$200	\$306	\$390

Teacher salaries reductions since 2009-2010.

- Block pay is 32% less
- Year long pay is 13.3% less
- Summer pay is 11.1% less

In 2012-2013, NCVPS contracted with approximately 693⁹ teachers and conversation coaches.

⁸ Reported from the Final Enrollment by LEA spreadsheet posted by the Department of Public Instruction's Financial and Business Services on 3/8/2013. • ⁹ Reported from the Teacher Payroll Report on 8/16/2013.

NON-PUBLIC ENROLLMENTS 2012-2013

NCVPS began serving non-public students in the fall of 2011 at the direction of the North Carolina General Assembly (S.L. 2011-145, Section 7.22.(g)). The Non-Public School Student Pilot launched successfully for the summer semester 2012. NCVPS enrolled and collected payment for enrollment of four students. Support procedures for those students were in place and each of the four initial students succeeded. One of the enrolled students was a home-school student in North Carolina but is living in Taiwan and taking NCVPS courses.

During the 2012-2013 school year, NCVPS enrolled 11 non-public students in 13 online courses. The students attended 9 different schools and took the following courses:

- Advanced Functions and Modeling / 1
- African-American Studies / 1
- Algebra II / 1
- Latin I / 1
- Medieval Studies / 1
- Music Specialization (Beginning):
Music Appreciation / 1
- Pre-Calculus Honors / 1
- Psychology / 1
- SAT Prep / 2
- Spanish I / 1
- Spanish IV Honors / 1
- Success 101 / 1

At the end of the Summer 2013 session, some internal accounting processes were adjusted to better serve and support the steady growth of student enrollment. In addition to the internal process adjustments, the NC State Board of Education approved a reduction in tuition rates for in-state students.

NON-PUBLIC ENROLLMENT RATES FOR 2012-2013

Semester	Cost PER COURSE for In State Non-Public Students	Cost PER COURSE for Out-of-State Non-Public Students
Summer	\$500	\$500
Block (Fall/Spring)	\$700	\$700
Year Long	\$880	\$880
World Languages**	\$915	\$915

**World language courses that require conversation coaches have an additional fee for the coach's pay

STUDENTS AND PARENT TESTIMONY

"I have learned that students must be open minded and willing to work in any learning environment. It has also increased my time management skills and my ability to work on my own. I have a committed and caring teacher that dedicates time to answer my questions or concerns in a timely manner. I'm very glad I had the opportunity to be a NCVPS student." – Joseph, Principles of Business Student

"As a student at a private school, I really hadn't used any type of virtual learning. My virtual SAT Prep class taught me not only what I need to know for the test, but it also introduced me to all sorts of new technological tips and tricks I will use during my face-to-face school year. Though it was a lot of work for the summer class (they aren't lying, it does really take 3-5 hours a day!), I look back and see how much we covered and how much I learned. I am looking forward to next summer so I can take another virtual class!" – Chloe P., SAT Preparation Student

"I can't tell you how pleased I was as a parent to see my daughter, currently in private school, experiencing a well developed & worthwhile virtual course this summer. The material & teachers were exceptional and always in close contact with her. And this was no canned computer program. I really feel she got the attention and information she needed and I got my money's worth (and then some)! Thank you NCVPS! We will be back for more..." – Parent of Chloe P.

VENDOR COURSE APPROVAL PROCESS

The goal of the vendor course approval process is not to limit choices, but to consolidate as many high-quality courses as possible into a menu of options for schools and LEAs.

SCOPE: The Scope of the vendor course approval process includes the following:

- The approval process covers only courses that are teacher led and taken for first time credit or repeating a course for credit. Repeating a complete course for credit refers to “a high school course repeated via any delivery method when the entire Standard Course of Study for that course is being taught to the student for a second time.”
- NCVPS ensures that courses taken through a variety of vendors meet high quality standards. Quality standards are customized for North Carolina and are based on quality standards for online courses and online instruction developed by the International Association for K-12 Online Learning (iNACOL) and the Southern Regional Education Board (SREB)

Eighteen courses were submitted for evaluation by five vendors. Eleven courses from five vendors were approved during 2012-2013.

Course	Vendor
Algebra I	Aventa
Algebra 2	Aventa
Geometry	Aventa
English 3	Aventa
English 4	Aventa
AP Psychology	APEX Learning
Physics	APEX Learning
Chinese I	Connections Ed
Algebra I	Edgenuity (formerly Education2020)
Algebra I	Edison Learning
Geometry	Edison Learning

ACADEMIC RESULTS

END OF COURSE TEST RESULTS 2012-2013

GENERAL/HONORS COURSES

	Scores					Calculations					State Scores
	Non-Reported	1	2	3	4	Total NCVPS Enrollments	Total Scores Reported	Percent Reported	Number Proficient	Percent Proficient	2012-13 State Average
Math I	172	71	25	44	56	368	196	53.3%	100	51.0%	42.6%
Biology	35	39	36	31	16	157	122	77.7%	47	38.5%	45.5%
English 2	200	40	51	57	7	355	155	43.7%	64	41.3%	51.1%

OCS COURSES

	Scores					Calculations					State Scores
	Non-Reported	1	2	3	4	Total NCVPS Enrollments	Total Scores Reported	Percent Reported	Number Proficient	Percent Proficient	2012-13 State Average
Math I	1844	97	4	1	0	1946	102	5.2%	1	1.0%	42.6%
Biology	1114	147	12	1	0	1274	160	12.6%	1	0.6%	45.5%
English 2	1008	111	9	0	0	1128	120	10.6%	0	0.0%	51.1%

CREDIT RECOVERY COURSES

	Scores					Calculations					State Scores
	Non-Reported	1	2	3	4	Total NCVPS Enrollments	Total Scores Reported	Percent Reported	Number Proficient	Percent Proficient	2012-13 State Average
Math I	181	77	62	12	3	335	154	46.0%	15	9.7%	42.6%
Biology	143	40	28	11	2	224	81	36.2%	13	16.0%	45.5%
English 2	331	25	35	14	0	405	74	18.3%	14	18.9%	51.1%

NCVPS ADVANCED PLACEMENT TEST RESULTS

OVERALL PASS RATES FOR 2012-2013

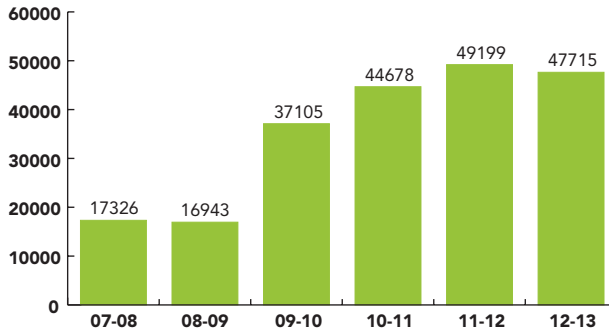
2012-13 Course	Test Taken	Pass Rate	National Pass Rate
AP Art History	72	50.00%	60.6%
AP Calculus AB	34	29.40%	59.4%
AP Calculus BC	52	71.20%	79.9%
AP Chinese Language and Culture	31	96.80%	94.9%
AP Computer Science A	117	68.40%	67.1%
AP English Language & Composition	58	62.10%	55%
AP English Literature & Composition	57	43.90%	57.9%
AP Environmental Science	147	50.30%	48.2%
AP European History	63	54.00%	63.9%
AP German Language and Culture	1	100.00%	77.7%
AP Government & Politics: US	127	57.50%	51.6%
AP Human Geography	273	53.80%	53%
AP Latin	8	87.50%	66.6%
AP Music Theory	61	60.70%	61%
AP Physics B	54	57.40%	62.6%
AP Psychology	712	57.00%	67.3%
AP Statistics	75	37.30%	57.9%
AP United States History	93	23.70%	53.8%
AP World History	117	52.10%	48.9%

Indicates where the NCVPS pass rate was higher than the national average.

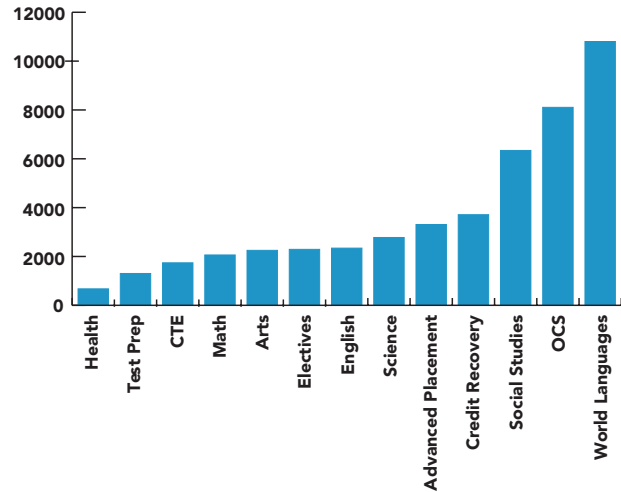
ENROLLMENT AND COURSE DISTRIBUTION

The first charts show the enrollment history since 2007, the first year of operation. The second chart displays the most popular courses in terms of enrollment.

2007-2013 ENROLLMENT HISTORY

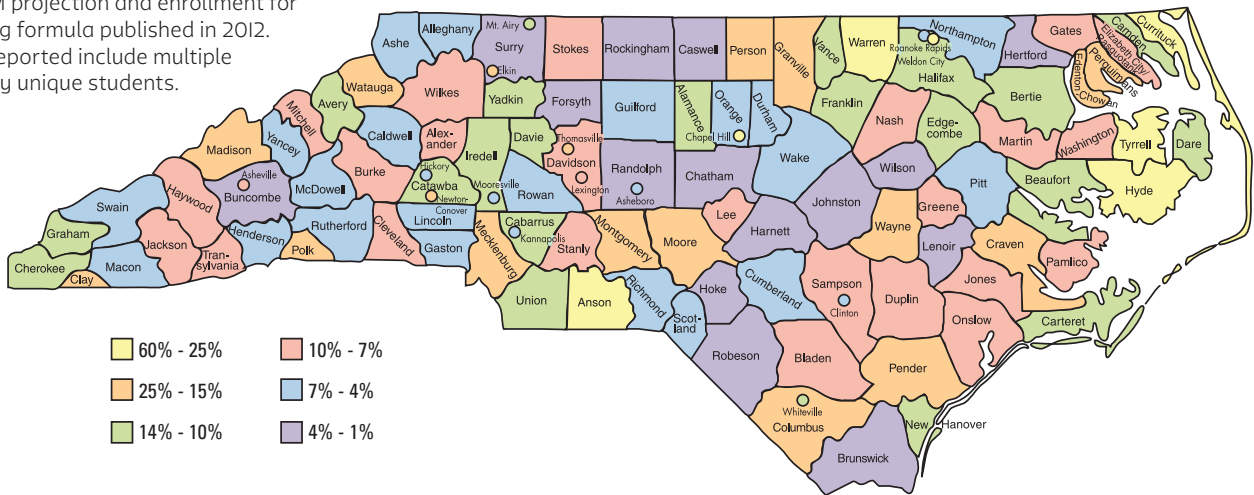


2012-2013 COURSE DISTRIBUTION



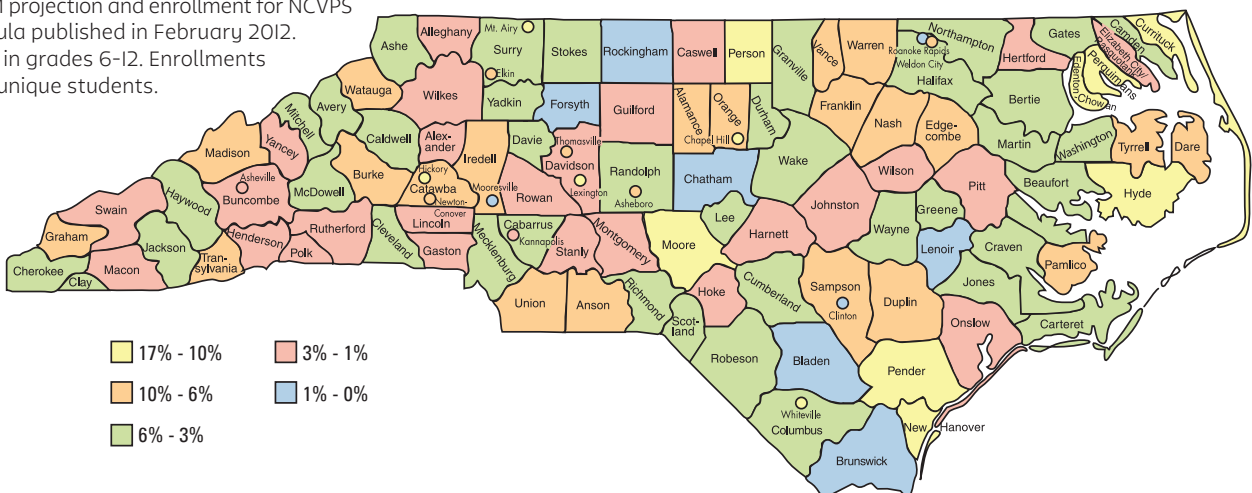
PERCENTAGE OF ALL ENROLLMENTS FOR ADM GRADES 6-12

Based on ADM projection and enrollment for NCVPS funding formula published in 2012. Enrollments reported include multiple enrollments by unique students.



PERCENTAGE OF UNIQUE STUDENTS ENROLLED IN ADM GRADES 6-12 (SCHOOL YEAR 2012-2013)

Based on ADM projection and enrollment for NCVPS funding formula published in February 2012. Reflects ADM in grades 6-12. Enrollments reported are unique students.



NCVPS 2012-13 SCORECARD: The scorecard is designed to highlight the successful statewide use of NCVPS. Critical metrics show student performance, our top enrolling districts as well as the most popular courses. Information about courses including type and grade level distribution is also included.

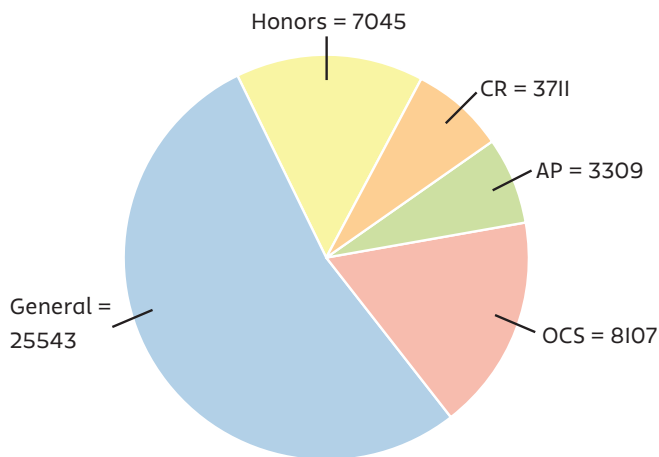
Top Enrolling Districts	Enrollment
Charlotte-Mecklenburg	5,246
Wake County Schools	5,015
New Hanover	2,300
Union County Schools	1,746
Charter Schools	1,677
Alamance Burlington	1,570
Chapel Hill-Carrboro	1,461
Cumberland County	1,294

Top Courses	Enrolled
Success IOI	1,970
Spanish I	1,486
OCS Blended Biology	1,274
Spanish II	1,245
Psychology Honors	1,218
SAT Prep	1,216
OCS Blended Applied Science	1,186
OCS Blended English 2	1,128

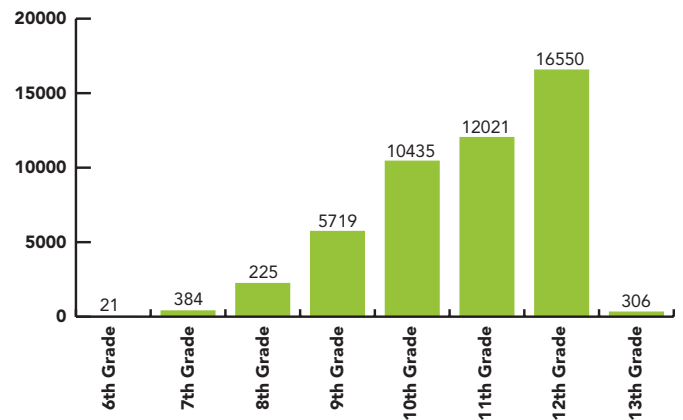
NCVPS Student Performance	
Pass Rate	82.07%
Completion Rate	96.77%

NCVPS Enrollment	
NCVPS 2012-13 Course Enrollments	47,715
Unique Students Enrolled	33,217
Percent ADM (9-12th grade statewide)	7.6%

COURSE TYPE BREAKDOWN



GRADE LEVEL DISTRIBUTION



TEACHER INDUCTION PROGRAM

The Teacher Induction Process is 18 weeks of nonpaid training and Professional Learning consisting of a 9-week online course and a 9-week Practicum (student teaching like experience). Potential NCVPS teachers learn NCVPS policies, procedures, expectations, how to work within a learning management system (LMS), course design principals and best practices for online teaching through communication, grading and feedback, announcements, and personalized instruction. As part of the experience, potential teachers attend regular weekly synchronous sessions to collaborate and to take a deeper look at the course content.

After successfully completing the coursework, potential teachers assume the role of teacher assistant and are assigned a mentor teacher and enter the Practicum. Throughout the Practicum, the Teacher Assistants put what they have learned during the coursework into practice as they are given increasing responsibilities each week. The mentor teacher completes a weekly evaluation, which is used to monitor the Teacher Assistants' progress.

For the 2012-13 school, NCVPS graduated 158 online teachers from this program.

LIST OF COURSES OFFERED FOR THE 2012-13 SCHOOL YEAR:

AP COURSES - 19

- AP Art History
- AP Calculus AB
- AP Calculus BC
- AP Computer Science A
- AP English Language and Composition
- AP English Literature and Composition
- AP Environmental Science
- AP European History
- *AP German V
- AP Government and Politics
- AP Human Geography
- AP Latin Vergil
- AP Mandarin Chinese V
- AP Music Theory
- AP Physics B
- AP Psychology
- AP Statistics
- AP US History
- AP World History
- Visual Arts Specialization (Intermediate):
Visual Journaling
- Visual Arts Specialization (Proficient):
Digital Photography
- Visual Arts Specialization (Beginning):
Non Western Art
- Music Specialization (Beginning):
Music Appreciation
- Music Specialization (Beginning):
Music Business and Recording

CTE COURSES - 8

- Accounting I
- Computer Programming I
- Personal Finance
- Principles of Business and Finance
- SAS Computer Programming
- Entrepreneurship I
- Strategic Marketing
- Computer Science Principles

ARTS COURSE - II

- Visual Arts Beginning
- Visual Arts Intermediate
- Visual Arts Specialization (Intermediate):
Art of Game Design
- Visual Arts Specialization (Intermediate):
Art of Persuasion
- Visual Arts Specialization (Intermediate):
Art of Digital Photography
- Visual Arts Specialization (Intermediate):
Art of Videography

ELECTIVE COURSE - I

- Success IOI

ENGLISH COURSES - 5

- English I
- English 2
- English 3
- English 4
- Journalism

HEALTH COURSE - I

- Health Education

HONORS COURSES - 28

- Algebra 2 Honors
- Anatomy and Physiology Honors
- American History I Honors
- American History 2 Honors
- Biology Honors
- Calculus Honors
- Chemistry Honors
- Civics and Economics Honors
- Earth and Environmental Science Honors
- e-Commerce I Honors
- English I Honors
- English 2 Honors
- English 3 Honors
- English 4 Honors
- French 3 Honors
- French 4 Honors
- Geometry Honors
- *German 3 Honors
- *German 4 Honors
- Latin 3 Honors
- Mandarin Chinese 3 Honors
- Mandarin Chinese 4 Honors
- PreCalculus Honors
- Psychology Honors
- Spanish 3 Honors
- Spanish 4 Honors
- US History Honors
- World History Honors

MATH - 4

- Advanced Functions
- Algebra I
- Algebra 2
- Geometry

SCIENCE - 3

- Biology
- Earth Science
- Physical Science

SOCIAL STUDIES COURSES - 9

- African American Studies
- Civics and Economics
- Leadership Development
- Medieval Studies
- Psychology

- American History I
- American History 2
- US History
- World History

TEST PREP COURSE - 1

- SAT Prep

WORLD LANGUAGE COURSES - 16

- Arabic I and 2
- Russian I and 2
- Japanese I and 2
- Latin I and 2
- Mandarin Chinese I and 2
- Spanish I and 2
- French I and 2
- *German I and 2

CREDIT RECOVERY - 25

- English I - Old and New Standards
- English 2 - Old and New Standards
- English 3 - Old and New Standards
- English 4 - Old and New Standards
- Algebra I - Old and New Standards
- Geometry - Old and New Standards
- Algebra 2 - Old and New Standards
- Physical Science - Old and New Standards
- Biology - Old and New Standards
- Civics and Economics - Old and New Standards
- World History - Old and New Standards
- US History
- American History I
- American History 2

OCCUPATIONAL COURSE OF STUDY BLENDED - 9

- English I
- English 2
- Algebra I Part A
- Algebra I Part B
- Financial Management
- Introduction to Math
- Biology
- Applied Science
- American History I

*Offered through an external provider

LIST OF REVISED COURSES DURING THE 2012 - 13 SCHOOL YEAR:

- African American Studies
- Algebra I (Common Core)
- Algebra 2 (Common Core)
- AP Biology
- Chemistry Honors
- Computer Programming
- Earth and Environmental Science
- Earth and Environmental Science Honors
- English I
- English 2
- French 2
- Geometry (Common Core)
- Journalism
- Latin 3
- Mandarin Chinese I
- Mandarin Chinese 3
- OCS American History I
- OCS Financial Management
- Pre-Calculus Honors
- SAT Prep
- Spanish I

SHARED COURSES AND RESOURCES

NCVPS shares courses with school districts across the state of North Carolina and with the member states of the State Virtual Schools Leadership Alliance free of charge. Once the course have been vetted and revised, they are made available to districts. In addition, the courses were built with federal grants or state funds and were developed under Creative Commons Licensing. Therefore the teachers of NC should have access to these resources to use with students.

SAMPLE LIST OF AVAILABLE COURSES

- Mandarin Chinese Language and Culture 1, 2, 3 & 4
- AP Mandarin Chinese
- Arabic I & 2
- Japanese I & 2
- English 3
- English 4
- American History I
- American History 2
- Biology
- Honors Chemistry
- Civics and Economics
- English I
- English 2

RACE TO THE TOP SUCCESSES

The vision that guides the Virtual STEM Project is nothing less than a transformation of the way students and teachers interact and learn STEM content. The Project aims to build, support, and maintain a culture of collaboration and creativity. This culture, mediated and blended, takes the best of both the online and face-to-face classroom and represents a new approach to teaching and learning STEM subject matter. In this way, we know we will transform the way North Carolinians will understand and approach education in the future.

To help accomplish our vision, the NCVPS Virtual STEM program is guided by a multi-faceted and expert leadership team that consists of a Project Lead, Instructional Leader, Special Needs Coordinator, Professional Development Coordinator, and a Technology Support Coordinator. The combined efforts and expertise of the leadership team provides open and accessible resources for the Virtual STEM Project to students, teachers, and administrators.

A summary of highlights of the program for the 2012-13 school year is below...

- During the fall of 2013, students in this program are taking Earth and Environmental Science, Math I, and Forensic Science.
- Several STEM courses were also revised to reflect the new content standards in the NC Standard Course of Study.
- Teachers were provided professional learning opportunities on the content of these courses as well as "Just in Time" modules on strategies for using technology in the classroom.

- Students were provided with a tablet for use in their STEM courses as well as targeted learning modules on how to use the tablet to access the course content.
- NCVPS STEM team continues to collaborate with a variety of stakeholders including faculty from the NC School of Science and Math, Western Carolina, and Fayetteville State University. In addition, the team collaborates with school leaders in the three-targeted districts in order to provide a seamless learning experience for students.

PEER TUTORING CENTER

The NCVPS Peer Tutoring Center (PTC) is operated by NCVPS students who assist other NCVPS students to be successful in their online courses. The Peer Tutoring Center is the first of its kind for a virtual school and is an integral part of the North Carolina Virtual Public School's commitment to raising achievement and closing learning gaps with 21st-century innovation. The NCVPS Peer Tutoring Center promotes achievement through high-quality, innovative academic support that develops student life, promotes excellence and well being, and engages students in personalized learning through peer service.

The data below helps show the dedication of the student tutors along with the knowledge and expertise the tutors provide to support students taking most of the courses offered by NCVPS. The NCVPS PTC is a model being adopted by several state virtual schools.

TOTAL HOURS VOLUNTEERED – includes training, projects, tutoring, and being available for tutoring

- Fall 2012: 3546
- Spring 2013: 3305
- Summer 2013: 1994
- School Year 2012-2013: 8845

TUTORING HOURS LOGGED – time spent engaged with students

- Fall 2012: 950 (26.8% of total time)
- Spring 2013: 411 (12.4% of total time)
- Summer 2013: 658 (33% of total time)
- School Year 2012-2013: 2019 (22.8% of total time)

TOTAL HOURS BY DEPARTMENT

- School Year 2012-2013
- Art: 170
- CTE: 348
- Electives: 23
- English: 197
- Math: 2068
- Multiple Departments: 3208
- PTC (Training, Projects): 1389
- Science: 349
- Social Studies: 97
- World Languages: 996

Six students logged more than 50 hours with tutors.

NCVPS PARTNERSHIPS

NCVPS partners with various organizations in North Carolina and the nation to leverage resources for North Carolina students and teachers. The following list describes a sample of some of the partnerships currently underway.

PARTNER: SAS

PROJECT: Co-developed Algebra I course aligned to Common Core standards. The course is now available worldwide at no cost.

PARTNER: NC MUSEUM OF ART

PROJECT: Grant to develop online art courses to increase access to arts education across the state.

COURSES INCLUDE:

- Visual Arts Specialization (Intermediate): Art of Photography (NCMA helped revision from content originally developed by NCVPS Art Teachers.
- Visual Arts Specialization (Intermediate): Art of Game Design
- Visual Arts Specialization (Intermediate): Art of Persuasion (Will be changing to Art of Advertising)
- Visual Arts Specialization (Intermediate): Art of Videography
- Visual Arts Specialization (Intermediate): Art of Fashion Design

PARTNER: NC MUSEUM OF SCIENCE

PROJECT: Incorporate museum resources into NCVPS science courses. Examples include citizen science. One day each semester will be declared NCVPS day at the museum

NATIONAL ASSOCIATION OF SPECIAL EDUCATION DIRECTORS

PROJECT: Align research and best practices to ensure quality in the Occupational Course of Study program

NCVPS seeks the expertise of colleges, universities and state agencies to provide feedback, content information and data in order to provide excellence in our courses. Our partner universities include Fayetteville State, East Carolina University, Western Carolina University and the NC School of Science and Math. Staff from NC State Bureau of Investigation provided feedback and information for the development of the Forensic Science course. Staff is also collaborating with the College Foundation of North Carolina to help develop online modules to address both guidance standards and computer skill competencies. Once the modules are complete, CFNC will provide the content to NC schools to be used to enhance existing course.

Staff also serve on a variety of boards of directors in order to enhance the visibility of the school as well as an effort to influence the larger community focused on student achievement and online learning. A brief list of these partnerships is below.

- NC Science Teachers Association
- NC Council for Social Studies
- NC Council for Teachers of Mathematics
- Foreign Language of North Carolina
- NC Association of Teachers of French
- International Association of K-12 Online Learning
- Learn NC
- American Association of Teachers of Arabic
- National Art Education Association
- NC Arts Council Think Tank

NCVPS VIRTUAL SUPPORT CENTER

NCVPS has operated an online Technology Helpdesk for two years. On December 5th, 2012, the Technology Helpdesk was expanded to include all support requests resulting in the Virtual Support Center. The data below outlines the activity of the Virtual Support Center/Technology Helpdesk for the 2012-13 year.

Rank Order of Ticket Subject Categories:

Percent of Tickets	Support Category
36.4%	Login/Access Issues Resolved by Level I Support
34.3%	Technology Problem Resolved by Level I Support
10.4%	Technology Problem Resolved by Escalated Support
6.9%	School Support Problem Resolved by Escalated Support
6.6%	Login/Access Issues Resolved by Escalated Support
2.7%	School Support Problem Resolved by Level I Support
2.3%	General Information Question Resolved by Level I Support
0.4%	Miscellaneous

NCVPS OCCUPATIONAL COURSE OF STUDY COURSE ENROLLMENT DATA

ENROLLMENT GROWTH

Fall 2010 (Pilot – limited districts) Algebra I, English II, and Biology

- Overall student enrollment: 499 Block, 49 Yearlong
- Total Teacher Partnerships between a classroom OCS teacher and a NCVPS content teacher: 76

Spring 2011 (Open statewide) Algebra I, English II, Biology and English I

- Overall student enrollment: 2084 Block
- Total Teacher Partnerships between a classroom OCS teacher and a NCVPS content teacher: 345

Fall 2011 Algebra I, English I, English II, Biology, and Applied Science

- Overall student enrollment: 2135 Block, 273 Yearlong
- Total Teacher Partnerships between a classroom OCS teacher and a NCVPS content teacher: 342

Spring 2012 Algebra I, English I, English II, Biology, Applied Science, and Introduction to Math

- Overall student enrollment: 3001 Block
- Total Teacher Partnerships between a classroom OCS teacher and a NCVPS content teacher: 505

Fall 2012 Algebra I Part A, English I, English II, Biology, Applied Science, and Introduction to Math

- Overall student enrollment: 3266 Block, 332 Yearlong
- Total Teacher Partnerships between a classroom OCS teacher and a NCVPS content teacher: 565

Spring 2013 Algebra I Part A and Part B, English I, English II, Biology, Applied Science, and Introduction to Math, Financial Management

- Overall student enrollment: 4217 Block, 332 Yearlong
- Total Teacher Partnerships between a classroom OCS teacher and a NCVPS content teacher: 660

Fall 2013 Algebra I Part A and Part B, English I, English II, Biology, Applied Science, and Introduction to Math, Financial Management, American History I

- Overall student enrollment(Numbers are Tentative): 5156 Block, 321 Yearlong
- Total Teacher Partnerships between a classroom OCS teacher and a NCVPS content teacher: 950

NCVPS EXCEPTIONAL CHILDREN PROGRAM PARTNERSHIPS

NC DPI EXCEPTIONAL CHILDREN DIVISION

- NCVPS Exceptional Children/504 Coordinator attends Division Monthly Meetings
- Works closely with EC Division Staff: Beverly Colwell (OCS Course Development), Lynn Loeser (Responsiveness to Instruction for Online Learners), Tom Winton (Accessibility), and Sherry Thomas (Generalized Planning for EC Division/NCVPS Online Learning for Students with Disabilities in NC).

CONFERENCE PRESENTATIONS

- 2012 Annual NC Exceptional Children Conference (Michelle Lourcey, Leslie Fetzer, Sherry Bell)
- Virtual School Symposium (Michelle Lourcey, Leslie Fetzer)
- ARC of North Carolina (Michelle Lourcey, Leslie Fetzer)
- Office of Special Education Programs (Jen Currin)
- North Carolina Transition Council (Michelle Lourcey, Leslie Fetzer)

Appendix A: 2012-2013 NCVPS Projected Versus Actual Enrollment Detail

LEA	LEA Name	Actual Cost	Projection	Difference	Percent of Projection Used	Adjustment for Enrollments Above 75%
100	Brunswick County	\$28,215.00	\$18,197.00	\$(10,018.00)	155%	\$(4,549.25)
761	Asheboro City	\$88,756.00	\$60,586.00	\$(28,170.00)	146%	\$(15,146.50)
170	Caswell County	\$19,045.00	\$13,005.00	\$(6,040.00)	146%	\$(3,251.25)
821	Clinton City	\$35,127.00	\$25,672.00	\$(9,455.00)	137%	\$(6,418.00)
120	Burke County	\$256,727.00	\$191,970.00	\$(64,757.00)	134%	\$(47,992.50)
880	Transylvania County	\$74,187.00	\$56,480.00	\$(17,707.00)	131%	\$(14,120.00)
540	Lenoir County	\$26,196.00	\$20,355.00	\$(5,841.00)	129%	\$(5,088.75)
650	New Hanover County	\$733,512.00	\$604,469.00	\$(129,043.00)	121%	\$(151,117.25)
680	Orange County	\$134,105.00	\$111,616.00	\$(22,489.00)	120%	\$(27,904.00)
530	Lee County	\$180,952.00	\$152,036.00	\$(28,916.00)	119%	\$(38,009.00)
830	Scotland County	\$79,606.00	\$69,240.00	\$(10,366.00)	115%	\$(17,310.00)
760	Randolph County	\$156,591.00	\$138,240.00	\$(18,351.00)	113%	\$(34,560.00)
260	Cumberland County	\$409,785.00	\$385,664.00	\$(24,121.00)	106%	\$(96,416.00)
470	Hoke County	\$38,881.00	\$36,648.00	\$(2,233.00)	106%	\$(9,162.00)
690	Pamlico County	\$27,958.00	\$26,448.00	\$(1,510.00)	106%	\$(6,612.00)
640	Nash-Rocky Mount	\$303,025.00	\$290,369.00	\$(12,656.00)	104%	\$(72,592.25)
310	Duplin County	\$176,502.00	\$172,770.00	\$(3,732.00)	102%	\$(43,192.50)
140	Caldwell County	\$122,919.00	\$121,932.00	\$(987.00)	101%	\$(30,483.00)
995	Yancey County	\$18,497.00	\$18,500.00	\$3.00	100%	\$(4,625.00)
050	Ashe County	\$29,536.00	\$29,668.00	\$132.00	100%	\$(7,417.00)
491	Mooresville City	\$66,099.00	\$66,407.00	\$308.00	100%	\$(16,601.75)
860	Surry County	\$64,692.00	\$65,262.00	\$570.00	99%	\$(16,315.50)
920	Wake County	\$1,490,355.00	\$1,506,575.00	\$16,220.00	99%	\$(376,643.75)
610	Mitchell County	\$30,014.00	\$30,715.00	\$701.00	98%	\$(7,678.75)
422	Weldon City	\$13,639.00	\$13,963.00	\$324.00	98%	\$(3,490.75)
630	Moore County	\$402,053.00	\$412,758.00	\$10,705.00	97%	\$(103,189.50)
110	Buncombe County	\$66,896.00	\$69,079.00	\$2,183.00	97%	\$(17,269.75)
850	Stokes County	\$94,336.00	\$97,804.00	\$3,468.00	96%	\$(24,451.00)
490	Iredell County	\$389,982.00	\$422,681.00	\$32,699.00	92%	\$(105,670.25)
910	Vance County	\$104,866.00	\$114,654.00	\$9,788.00	91%	\$(28,663.50)
360	Gaston County	\$258,766.00	\$283,002.00	\$24,236.00	91%	\$(70,750.50)
450	Henderson County	\$108,063.00	\$118,440.00	\$10,377.00	91%	\$(29,610.00)
770	Richmond County	\$78,069.00	\$86,525.00	\$8,456.00	90%	\$(21,631.25)
520	Jones County	\$12,660.00	\$14,052.00	\$1,392.00	90%	\$(3,513.00)
550	Lincoln County	\$90,146.00	\$100,217.00	\$10,071.00	90%	\$(25,054.25)
820	Sampson County	\$133,821.00	\$148,828.00	\$15,007.00	90%	\$(37,207.00)

720	Perquimans County	\$48,778.00	\$56,112.00	\$7,334.00	87%	\$(14,028.00)
330	Edgecombe County	\$118,086.00	\$136,209.00	\$18,123.00	87%	\$(34,052.25)
870	Swain County	\$15,680.00	\$18,151.00	\$2,471.00	86%	\$(4,537.75)
220	Clay County	\$31,410.00	\$36,648.00	\$5,238.00	86%	\$(9,162.00)
010	Alamance-Burlington County	\$518,619.00	\$610,757.00	\$92,138.00	85%	\$(152,689.25)
320	Durham County	\$229,703.00	\$272,219.00	\$42,516.00	84%	\$(68,054.75)
460	Hertford County	\$16,403.00	\$20,245.00	\$3,842.00	81%	\$(5,061.25)
230	Cleveland County	\$195,137.00	\$243,791.00	\$48,654.00	80%	\$(60,947.75)
580	Martin County	\$36,662.00	\$45,814.00	\$9,152.00	80%	\$(11,453.50)
180	Catawba County	\$304,708.00	\$384,001.00	\$79,293.00	79%	\$(96,000.25)
132	Kannapolis City	\$32,199.00	\$40,663.00	\$8,464.00	79%	\$(10,165.75)
940	Washington County	\$23,732.00	\$30,106.00	\$6,374.00	79%	\$(7,526.50)
681	Chapel Hill-Carrboro	\$487,574.00	\$632,931.00	\$145,357.00	77%	\$(158,232.75)
280	Dare County	\$99,743.00	\$129,816.00	\$30,073.00	77%	\$(32,454.00)
350	Franklin County	\$155,702.00	\$206,331.00	\$50,629.00	75%	
210	Edenton-Chowan	\$69,781.00	\$96,341.00	\$26,560.00	72%	
160	Carteret County	\$142,112.00	\$198,401.00	\$56,289.00	72%	
730	Person County	\$113,730.00	\$164,103.00	\$50,373.00	69%	
130	Cabarrus County	\$396,323.00	\$590,323.00	\$194,000.00	67%	
430	Harnett County	\$103,429.00	\$155,110.00	\$51,681.00	67%	
590	McDowell County	\$52,788.00	\$79,924.00	\$27,136.00	66%	
111	Asheville City	\$14,049.00	\$21,292.00	\$7,243.00	66%	
181	Hickory City	\$25,850.00	\$40,187.00	\$14,337.00	64%	
900	Union County	\$589,825.00	\$928,637.00	\$338,812.00	64%	
500	Jackson County	\$31,983.00	\$50,355.00	\$18,372.00	64%	
710	Pender County	\$249,471.00	\$401,245.00	\$151,774.00	62%	
150	Camden County	\$23,635.00	\$39,514.00	\$15,879.00	60%	
421	Roanoke Rapids City	\$21,972.00	\$36,786.00	\$14,814.00	60%	
070	Beaufort County	\$103,662.00	\$175,124.00	\$71,462.00	59%	
740	Pitt County	\$168,267.00	\$289,131.00	\$120,864.00	58%	
080	Bertie County	\$39,786.00	\$69,089.00	\$29,303.00	58%	
660	Northampton County	\$14,298.00	\$25,754.00	\$11,456.00	56%	
380	Graham County	\$28,536.00	\$53,927.00	\$25,391.00	53%	
570	Madison County	\$45,277.00	\$85,707.00	\$40,430.00	53%	
840	Stanly County	\$90,198.00	\$171,186.00	\$80,988.00	53%	
960	Wayne County	\$279,832.00	\$543,998.00	\$264,166.00	51%	
370	Gates County	\$14,398.00	\$28,272.00	\$13,874.00	51%	
300	Davie County	\$86,885.00	\$170,738.00	\$83,853.00	51%	
250	Craven County	\$217,306.00	\$430,056.00	\$212,750.00	51%	
861	Elkin City	\$23,158.00	\$45,881.00	\$22,723.00	50%	

600	Charlotte-Mecklenburg	\$1,759,161.00	\$3,506,279.00	\$1,747,118.00	50%
440	Haywood County	\$66,340.00	\$135,955.00	\$69,615.00	49%
990	Yadkin County	\$62,680.00	\$129,831.00	\$67,151.00	48%
980	Wilson County	\$41,107.00	\$87,014.00	\$45,907.00	47%
040	Anson County	\$103,801.00	\$222,746.00	\$118,945.00	47%
560	Macon County	\$23,322.00	\$50,140.00	\$26,818.00	47%
930	Warren County	\$55,320.00	\$119,455.00	\$64,135.00	46%
182	Newton-Conover City	\$49,454.00	\$108,376.00	\$58,922.00	46%
200	Cherokee County	\$30,462.00	\$67,184.00	\$36,722.00	45%
400	Greene County	\$20,420.00	\$45,038.00	\$24,618.00	45%
950	Watauga County	\$73,904.00	\$163,061.00	\$89,157.00	45%
800	Rowan County	\$80,817.00	\$179,020.00	\$98,203.00	45%
292	Thomasville City	\$36,969.00	\$82,723.00	\$45,754.00	45%
510	Johnston County	\$94,276.00	\$213,718.00	\$119,442.00	44%
060	Avery County	\$24,750.00	\$56,903.00	\$32,153.00	43%
670	Onslow County	\$160,011.00	\$368,653.00	\$208,642.00	43%
480	Hyde County	\$19,170.00	\$45,529.00	\$26,359.00	42%
020	Alexander County	\$39,568.00	\$96,133.00	\$56,565.00	41%
970	Wilkes County	\$62,328.00	\$153,526.00	\$91,198.00	41%
090	Bladen County	\$30,550.00	\$76,572.00	\$46,022.00	40%
270	Currituck County	\$163,513.00	\$424,943.00	\$261,430.00	38%
700	Pasquotank County	\$30,103.00	\$78,966.00	\$48,863.00	38%
290	Davidson County	\$135,901.00	\$357,110.00	\$221,209.00	38%
420	Halifax County	\$27,289.00	\$72,897.00	\$45,608.00	37%
890	Tyrrell County	\$9,690.00	\$27,321.00	\$17,631.00	35%
340	Forsyth County	\$54,279.00	\$153,503.00	\$99,224.00	35%
780	Robeson County	\$21,787.00	\$65,991.00	\$44,204.00	33%
810	Rutherford County	\$32,830.00	\$101,305.00	\$68,475.00	32%
030	Alleghany County	\$4,277.00	\$13,354.00	\$9,077.00	32%
750	Polk County	\$22,930.00	\$75,173.00	\$52,243.00	31%
240	Columbus County	\$75,257.00	\$259,886.00	\$184,629.00	29%
390	Granville County	\$80,068.00	\$301,629.00	\$221,561.00	27%
790	Rockingham County	\$7,343.00	\$29,867.00	\$22,524.00	25%
410	Guilford County	\$172,729.00	\$705,485.00	\$532,756.00	24%
190	Chatham County	\$10,840.00	\$53,524.00	\$42,684.00	20%
291	Lexington City	\$2,660.00	\$15,448.00	\$12,788.00	17%
620	Montgomery County	\$19,266.00	\$113,426.00	\$94,160.00	17%
862	Mt. Airy City	\$3,490.00	\$46,216.00	\$42,726.00	8%
241	Whiteville City	\$2,304.00	\$51,665.00	\$49,361.00	4%

Charter Schools Participating

CS #	CS Name	Actual Cost	Projection	Difference	Percent of Projection Used	Adjustment for Enrollments Above 75%
94Z	North East Regional School for Biotechnology and Agriscience	\$11,517.00	0	\$(11,517.00)	No projection	0
92D	Magellan Charter	\$698.00	0	\$(698.00)	No projection	0
60J	Socrates Academy	\$3,490.00	0	\$(3,490.00)	No projection	0
60I	Community School of Davidson	\$2,222.00	0	\$(2,222.00)	No projection	0
58B	Bear Grass	\$5,324.00	0	\$(5,324.00)	No projection	0
32N	Research Triangle High School	\$3,148.00	0	\$(3,148.00)	No projection	0
92P	Southern Wake Academy	\$28,584.00	\$20,953.00	\$(7,631.00)	136%	\$(5,238.25)
55A	Lincoln Charter School	\$10,587.00	\$8,340.00	\$(2,247.00)	127%	\$(2,085.00)
64A	Rocky Mount Preparatory	\$78,973.00	\$75,420.00	\$(3,553.00)	105%	\$(18,855.00)
32D	Kestrel Heights School	\$67,693.00	\$69,162.00	\$1,469.00	98%	\$(17,290.50)
92G	East Wake Academy	\$69,700.00	\$71,737.00	\$2,037.00	97%	\$(17,934.25)
32L	Voyager Academy	\$11,566.00	\$12,107.00	\$541.00	96%	\$(3,026.75)
69A	Arapahoe Charter School	\$24,430.00	\$26,175.00	\$1,745.00	93%	\$(6,543.75)
13A	Carolina International School	\$5,427.00	\$6,855.00	\$1,428.00	79%	\$(1,713.75)
49E	Pine Lake Preparatory	\$20,695.00	\$26,916.00	\$6,221.00	77%	\$(6,729.00)
51A	Neuse Charter School	\$31,499.00	\$44,714.00	\$13,215.00	70%	
90A	Union Academy	\$54,773.00	\$79,827.00	\$25,054.00	69%	
06B	Crossnore Academy	\$9,081.00	\$14,661.00	\$5,580.00	62%	
92M	PreEminent Charter	\$3,066.00	\$4,989.00	\$1,923.00	61%	
60C	Kennedy Charter	\$18,358.00	\$30,358.00	\$12,000.00	60%	
36B	Piedmont Community Charter School	\$12,375.00	\$20,587.00	\$8,212.00	60%	
19B	Woods Charter	\$3,853.00	\$6,855.00	\$3,002.00	56%	
60G	Queen's Grant Community	\$25,672.00	\$47,899.00	\$22,227.00	54%	
84B	Gray Stone Day	\$8,276.00	\$17,474.00	\$9,198.00	47%	
60H	Crossroads Charter High	\$15,131.00	\$39,004.00	\$23,873.00	39%	
65A	Cape Fear Center for Inquiry	\$2,094.00	\$5,687.00	\$3,593.00	37%	
41F	Triad Math and Science Academy	\$3,839.00	\$10,765.00	\$6,926.00	36%	
01B	River Mill Academy	\$9,170.00	\$26,680.00	\$17,510.00	34%	
01C	Clover Garden	\$2,717.00	\$8,372.00	\$5,655.00	32%	
07A	Washington Montessori	\$3,942.00	\$12,435.00	\$8,493.00	32%	
92F	Franklin Academy	\$3,055.00	\$10,145.00	\$7,090.00	30%	
60D	Lake Norman Charter	\$2,190.00	\$8,436.00	\$6,246.00	26%	
93A	Haliwa-Saponi Tribal School	\$2,792.00	\$11,007.00	\$8,215.00	25%	
92K	Raleigh Charter High School	\$2,667.00	\$10,850.00	\$8,183.00	25%	
01D	Hawbridge School	\$2,749.00	\$12,866.00	\$10,117.00	21%	
73B	Roxboro Community School	\$5,580.00	\$29,856.00	\$24,276.00	19%	

60F	Metrolina Reg Scholars Academy	\$698.00	\$4,811.00	\$4,113.00	15%
11A	Evergreen Community Charter	\$698.00	\$4,989.00	\$4,291.00	14%
34B	Quality Education Academy	\$1,047.00	\$7,902.00	\$6,855.00	13%
68N	PACE Academy	\$1,047.00	\$11,392.00	\$10,345.00	9%
66A	Gaston College Preparatory	\$3,511.00	\$39,997.00	\$36,486.00	9%
34F	Forsyth Academy	\$349.00	\$4,989.00	\$4,640.00	7%
81A	Thomas Jefferson Classical Academy	\$470.00	\$6,855.00	\$6,385.00	7%
68A	Orange Charter	\$235.00	\$4,583.00	\$4,348.00	5%
98A	Sallie B. Howard School	\$-	\$25,751.00	\$25,751.00	0%
92S	Endeavor Charter	\$-	\$5,687.00	\$5,687.00	0%
92E	Sterling Montessori Academy	\$-	\$4,989.00	\$4,989.00	0%
86T	Millennium Charter Academy	\$-	\$8,137.00	\$8,137.00	0%
63B	Sandhills Theatre Arts Renaissance School	\$-	\$4,811.00	\$4,811.00	0%
60L	KIPP: Charlotte	\$-	\$4,811.00	\$4,811.00	0%
60K	Charlotte Secondary School	\$-	\$4,583.00	\$4,583.00	0%
49B	American Renaissance School	\$-	\$5,865.00	\$5,865.00	0%
41C	Guilford Preparatory Academy	\$-	\$8,999.00	\$8,999.00	0%
36C	Mountain Island Charter	\$-	\$7,179.00	\$7,179.00	0%
35A	Crosscreek Charter School	\$-	\$12,987.00	\$12,987.00	0%
34D	Carter G Woodson School of Challenge	\$-	\$6,855.00	\$6,855.00	0%
32H	Research Triangle Charter	\$-	\$4,380.00	\$4,380.00	0%
20A	The Learning Center	\$-	\$5,281.00	\$5,281.00	0%
16A	Cape Lookout Marine Science High	\$-	\$4,811.00	\$4,811.00	0%
11K	Francine Delany New School	\$-	\$4,989.00	\$4,989.00	0%
11B	ArtSpace Charter	\$-	\$9,629.00	\$9,629.00	0%
10A	Charter Day School	\$-	\$11,139.00	\$11,139.00	0%
06A	Grandfather Academy	\$-	\$5,687.00	\$5,687.00	0%



919.513.8550 :: info@ncvps.org :: www.ncvps.org

1017 Main Campus Drive, Suite 3900, Partners I Building, NCSU Centennial Campus, Raleigh, NC 27606

Follow us:



TWITTER

<http://www.twitter.com/ncvps>



FACEBOOK

<http://www.facebook.com/ncvps>