



Clean Water Management Trust Fund Annual Report 2005

**Bill Holman
Environmental Review Commission
March 14, 2006**

CWMTF Mission – As Legislated

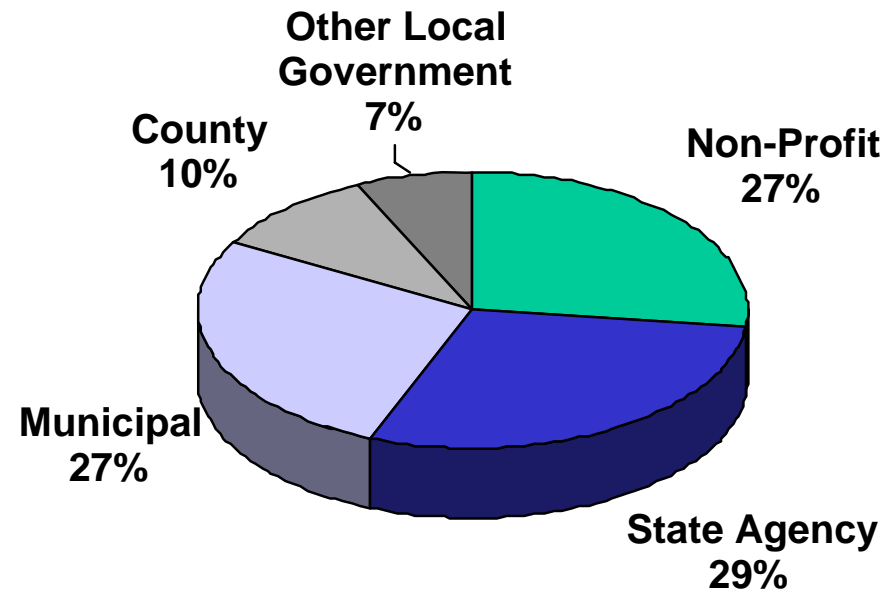
- Restore / enhance degraded waters
- Protect / conserve unpolluted waters
- Eliminate water pollution
- Create network of riparian buffers and greenways
- Fund innovative systems as demonstrations
- Not strictly conservation



CWMTF Background

- Who Can Apply?
 - State Agencies
 - Municipalities, Counties and Other Local Govt. Agencies
 - Conservation Non-Profits

Amount Funded by Applicant Type



CWMTF Background

- What can be Funded?
 - Conservation Easements/Land Acquisitions
 - Stream and wetlands Restoration
 - Wastewater Treatment Improvements
 - Stormwater Management
 - Project Planning



The Numbers

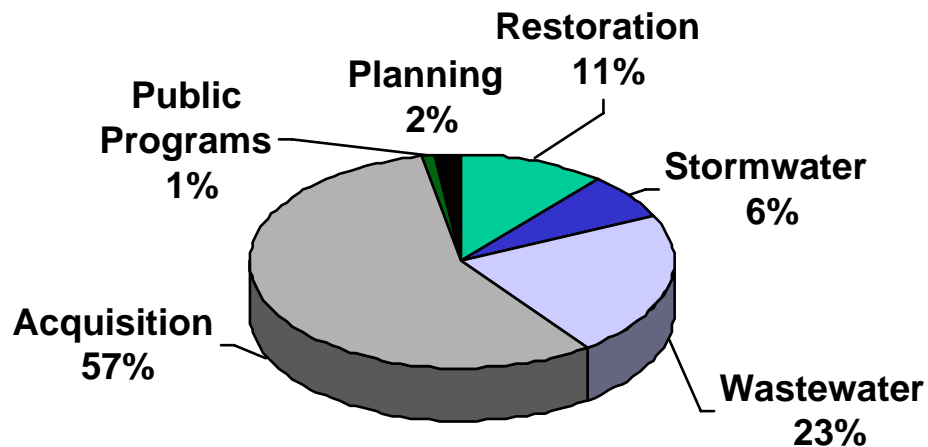
- 3,612 miles of riparian buffers, and 317,529 acres preserved and protected
- Over \$338,300,000 invested in land and water conservation
- 102 riparian buffer, stream and wetland restoration projects funded totaling over \$63,800,000



CWMTF Funded Projects

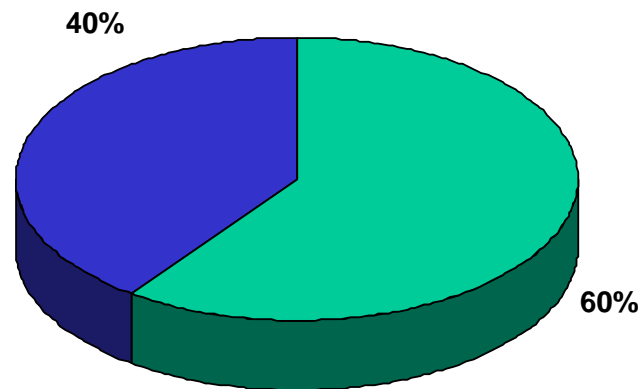
- 781 grants since 1996
- \$595.8 million in awarded grants
- Leveraged over \$906.9 million in public and private funds

Amount Funded - Primary Purpose



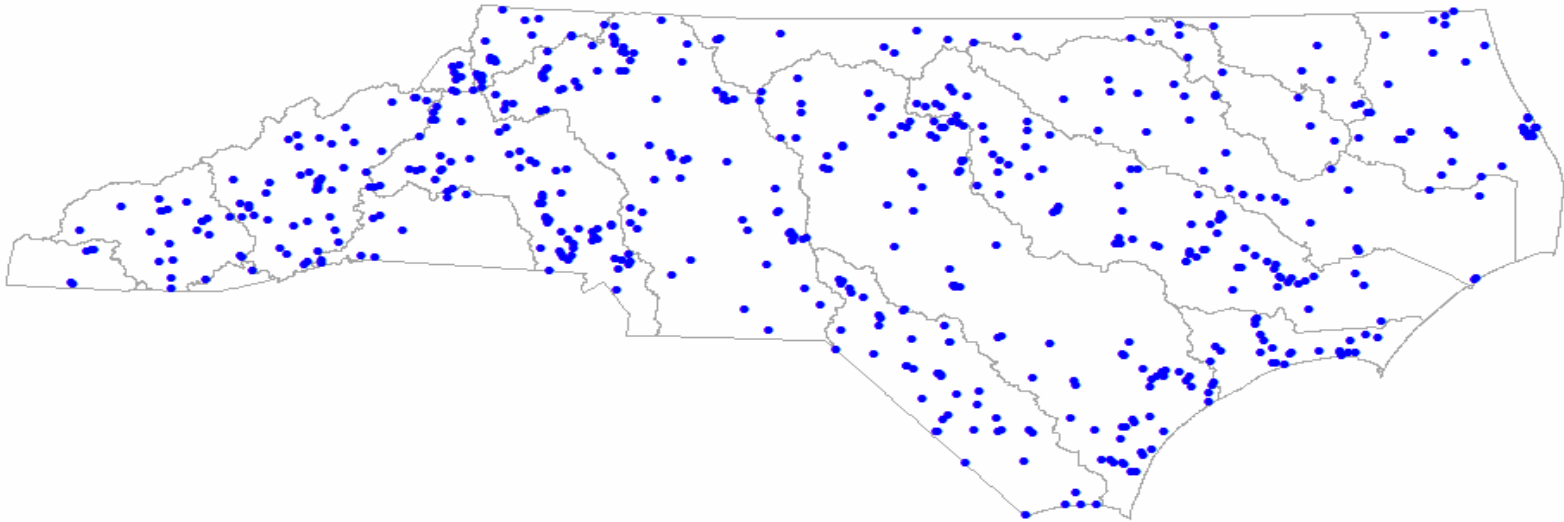
Matching Funds Summary (1997A-2005B Cycles)

Total Project Cost	Total Amount CWMTF Funded	Total Amount Match	Overall % Match
\$1,502,723,662	\$595,788,003	\$906,935,659	60%

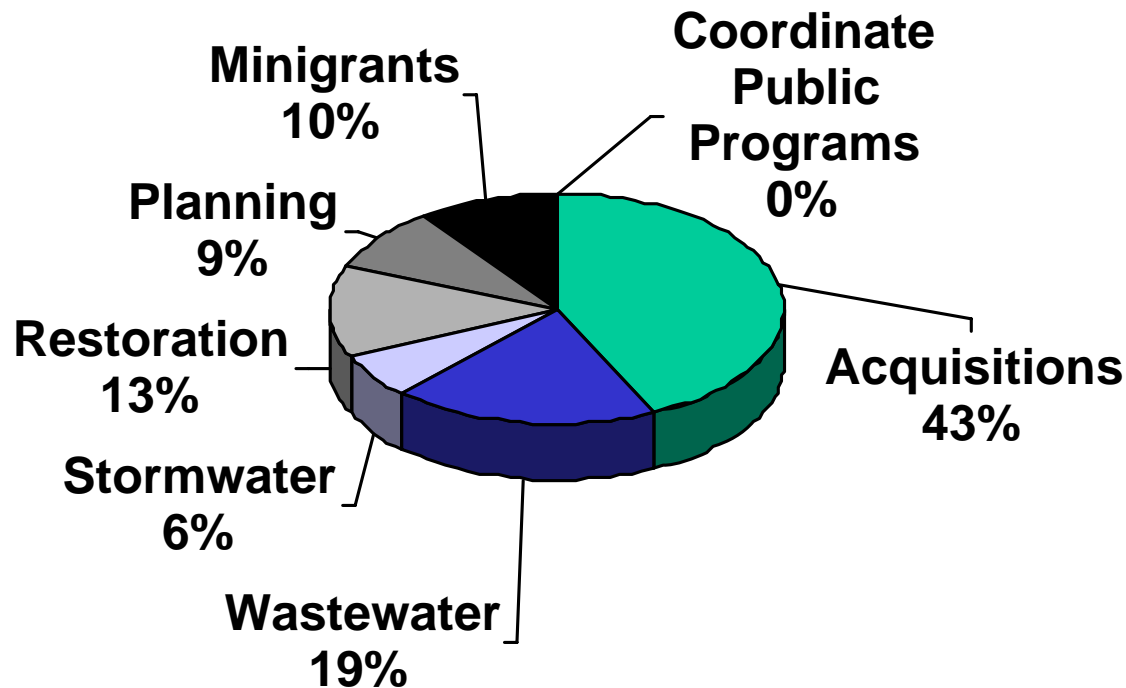


■ Total Amount CWMTF Funded ■ Total Amount Matched

CWMTF Funded Projects 1997-2005



Number of Projects by Primary Purpose (1997A-2005B)



Funded Projects Summarized by Primary Purpose (1997A-2005B Cycles)

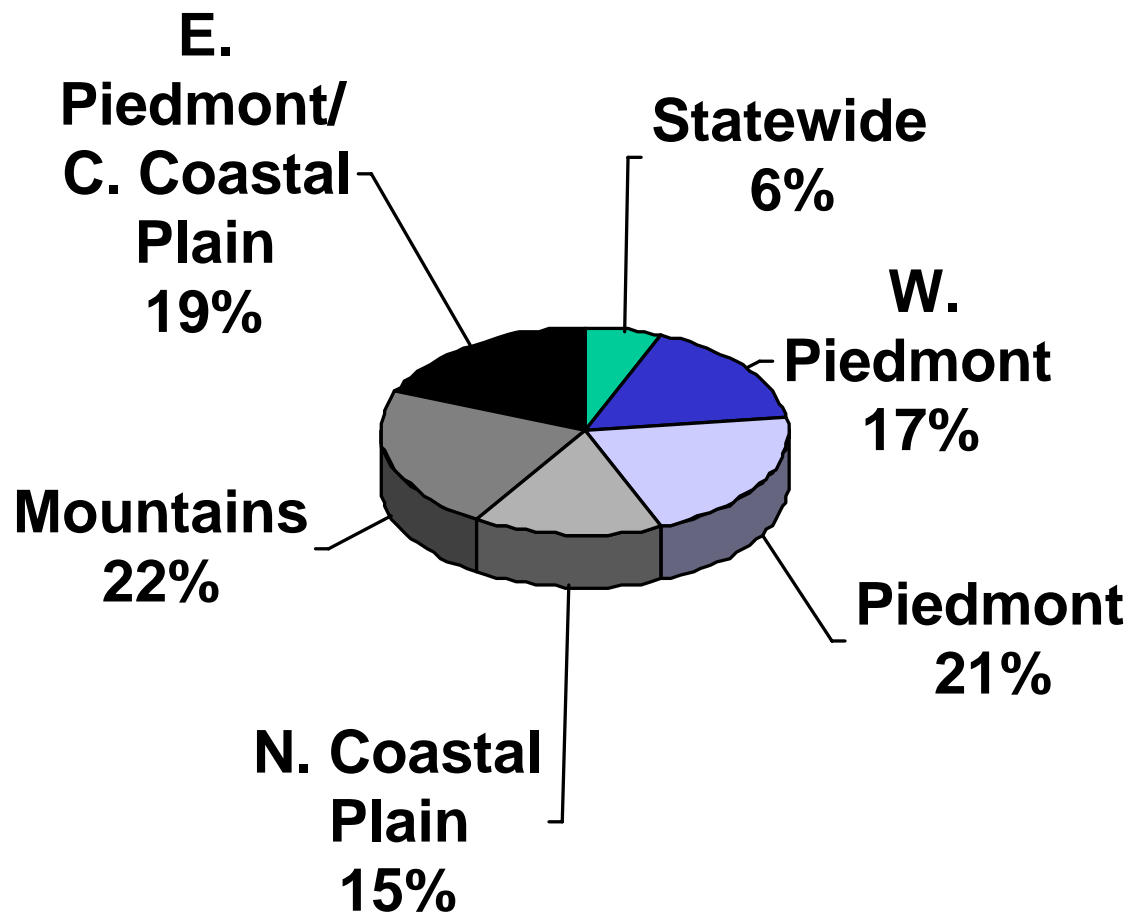
Primary Purpose	Number Projects	Amount Funded	Notes
Acquisition	331	\$338,300,744	Includes fee simple, easements, and greenways.
Coordinate Public Programs	3	\$5,750,000	
Minigrants	76	\$1,678,627	
Planning	72	\$10,935,297	
Restoration	102	\$63,857,976	Includes stream restoration, ag BMPs, and other types of ecological restoration
Stormwater	49	\$36,944,982	
Wastewater	148	\$138,320,377	
Total	781	\$595,788,003	

Wastewater Subcomponents (1997A-2005B Cycles)

Wastewater Subcomponents	Number Projects	Wastewater Subcomponents	Number Projects
Sewer System Repair	46	Elimination of Permitted Discharge	19
Wastewater Collection System	38	Reuse	15
WWTP Repair	26	Repair Failing Septic Systems and Elimination of Straight Pipes	13
Nondischarge of Waste (incl. Land App)	23	Backup Generation	9
Decommission WWTP and Reroute Waste	21		



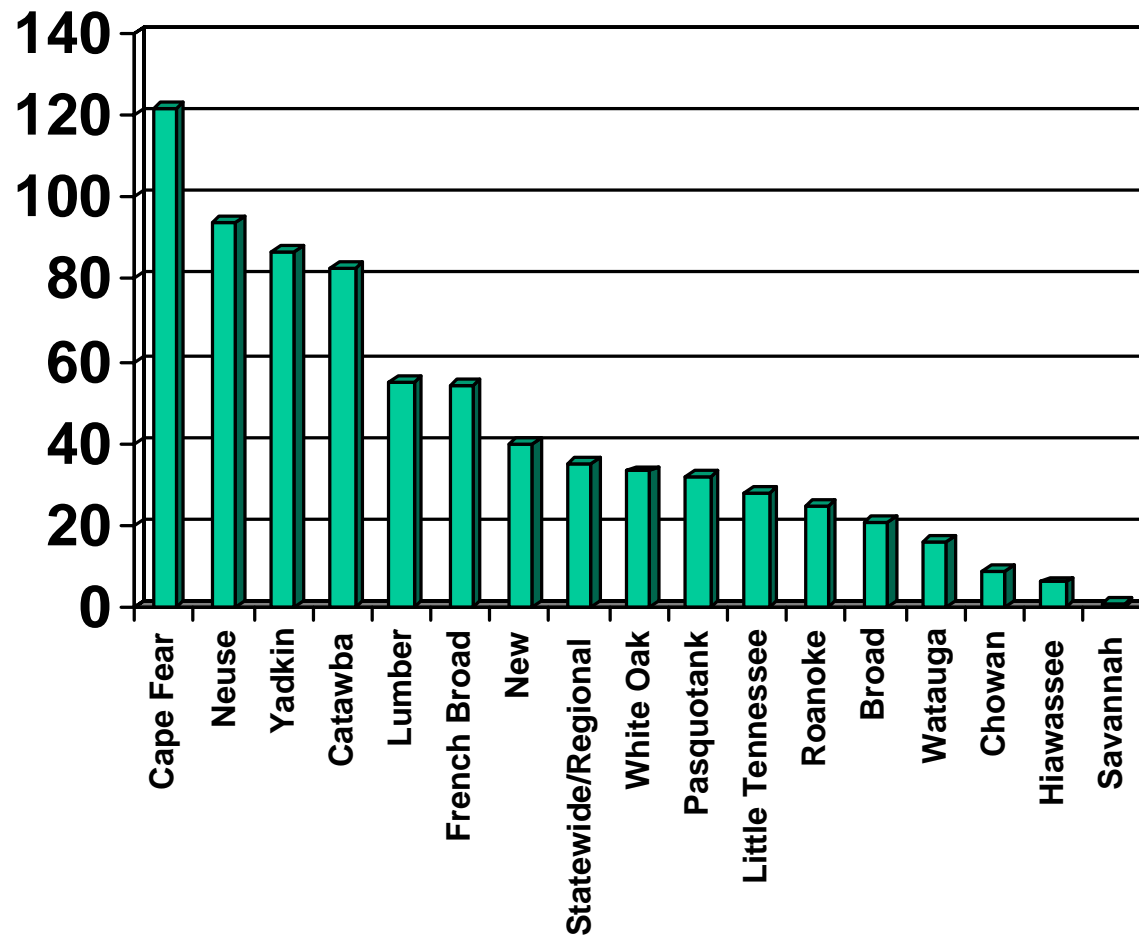
Amount Funded by Region (1997A-2005B)



Funded Projects Summarized by Region (1997A-2005B Cycles)

Region Name	Region Abbreviation	Number Projects	Amount Funded
Central Piedmont/Southern Coastal Plain	CP/SCP	175	\$124,822,102
Eastern Piedmont/Central Coastal Plain	EP/CCP	144	\$111,003,505
Mountains	M	170	\$136,296,454
Northern Coastal Plain	NCP	90	\$88,245,131
Statewide/Regional	S/R	23	\$34,813,056
Western Piedmont	WP	179	\$100,607,755
	Total	781	\$595,788,003

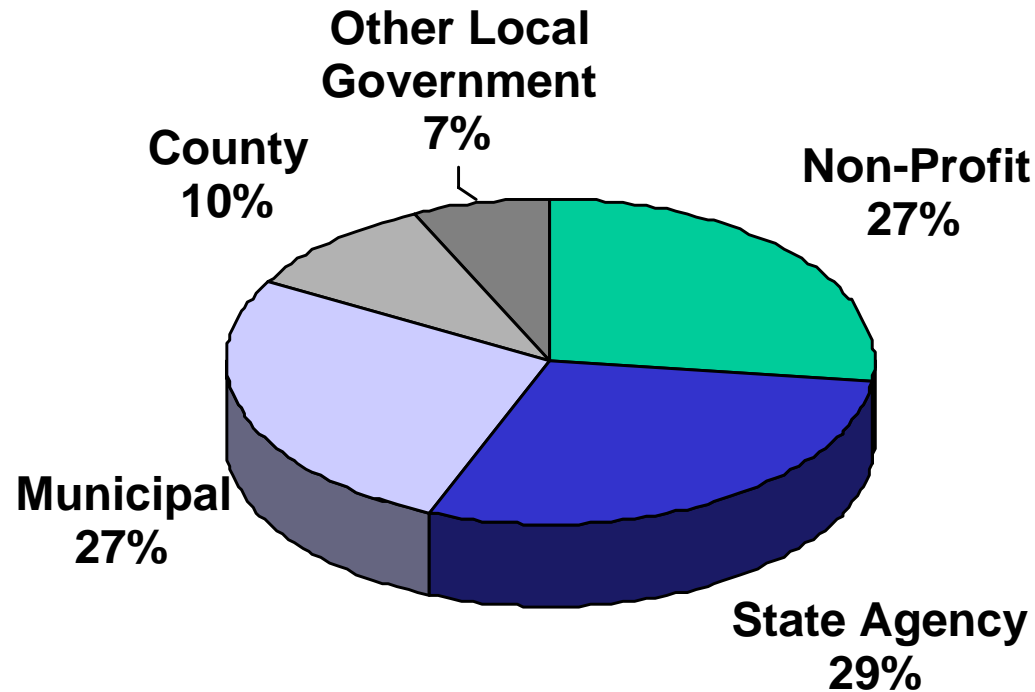
Number of Projects Funded by River Basin (1997A-2005B)



Funded Projects Summarized by River Basin (1997A-2005B Cycles)

River Basin	Number Projects	Amount Funded
Cape Fear	122	\$94,687,700
Neuse	94	\$74,261,170
Yadkin	87	\$62,015,900
Catawba	83	\$52,834,123
Lumber	55	\$31,136,402
French Broad	54	\$48,024,669
New	40	\$11,326,632
Tar-Pamlico	40	\$30,376,060
Statewide/Regional	35	\$43,561,506
White Oak	33	\$32,590,141
Pasquotank	32	\$31,341,005
Little Tennessee	28	\$25,893,967
Roanoke	25	\$17,010,100
Broad	21	\$19,115,890
Watauga	16	\$7,533,928
Chowan	9	\$9,352,810
Hiwassee	6	\$3,851,000
Savannah	1	\$875,000
Total	781	\$595,788,003

Amount Funded by Applicant Type (1997A-2005B)



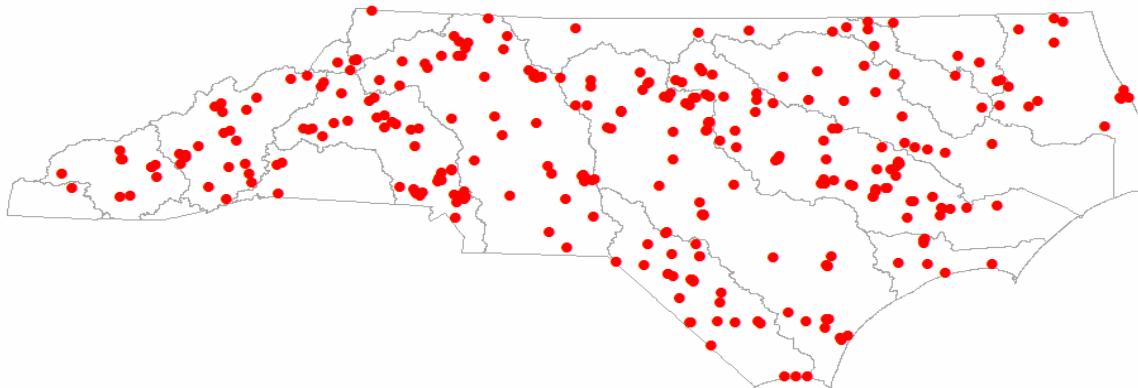
Funded Projects Summarized by Applicant Type (1997A-2005B Cycles)

Applicant Type	Number Projects	Amount Funded
Local Government Total	373	\$263,085,414
Municipal	219	\$162,781,910
County	91	\$60,039,300
Other Local Govt	63	\$40,264,204
State Agency	111	\$172,086,335
Non-Profit	297	\$160,616,254
Total	781	\$595,788,003

Local Government Funding

- \$263 million to local governments
- 373 grants
- Over 44 percent of the grants issued
- Projects in all 17 river basins

CWMTF Grants to Local Governments



Local Government Funding

Numbers of Grants Made to Municipalities, Counties, Other Local Government Agencies

- 142 local governments assisted with wastewater improvements
- Over \$134.4 million invested to reduce spills from leaky sewers and to more effectively treat wastewater
- CWMTF has funded 49 stormwater treatment projects for a total of \$36.9 million

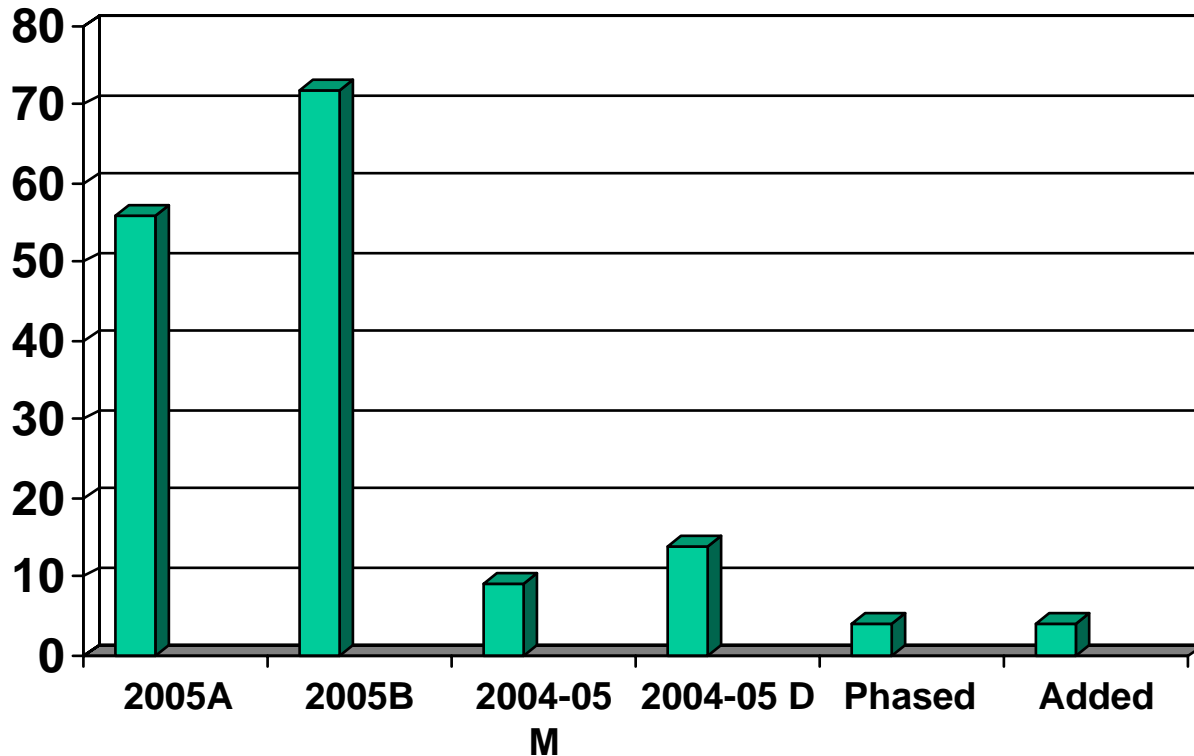


2005 Summary of Projects

Projects Reviewed:

- Spring Cycle: Reviewed **116 applications** requesting **\$137.4 Million**
- Fall Cycle: Reviewed **121 applications** requesting over **\$114.6 Million**
- Total Reviewed in 2005: ***237 applications requesting over \$252 Million***

Number of New Projects Funded (2005)



Funded Projects During 2005 Calendar Year

	Number Projects	Amount Funded	Comments
2005A	55	\$43,601,000	Regular Spring Cycle
2005B	73	\$58,456,000	Regular Fall Cycle
2004-05M	9	\$192,600	Standard Minigrants
2004-05D	14	\$282,600	Donated Conservation Easement Minigrants
Phased	4	\$8,313,000	Phased Funding For 4 Previously Approved Projects
Added	4	\$1,847,000	Additional Funding For 4 Previously Approved Projects
Total	159	\$112,692,200	
Total New Projects Excluding Additional and Phased Funding	151	\$102,532,200	

2005 Project Highlights - Military Protection

CWMTF invested a total of \$12.3 million in clean water/military protection in 2005.

- August Action:
 - Six clean water/military protection projects
 - All four major bases




2005 Project Highlights - Clarendon & Davis Tracts

- Protection of **lower Cape Fear River in Brunswick County**
- \$1.5 million CWMTF grant for easement on the Davis tract
- \$2.6 million grant for easement on the Clarendon tract
- CWMTF and NCCLT's partnership have protected 10,353 acres including much of Town Creek valued at \$74.4 million since 1997



2005 Project Highlights - Partnership with NCDPR

- CWMTF grants helped acquire Worlds Edge, the first tract for the new **Hickory Nut Gorge State Park**
- \$2,270,000 to help expand **New River State Park** in Ashe County
- \$720,000 to improve public access and help protect the **Haw River** in Chatham County



2005 Project Highlights - Mt. Island Lake

- \$639,000 grant to match local funds to address **stormwater in Caldwell Station Creek in the Mountain Island Lake watershed**
- Continuation of long partnership with Mecklenburg Co.



2006 Grant Cycles

- Spring Cycle currently under review
 - 135 new applications requesting over \$212.8 million
 - 16 deferred applications totaling \$31.7 million
- Fall Cycle closes June 1

North Carolina Clean Water Management Trust Fund

Website: www.cwmtf.net

- Application forms
- Funding criteria
- Press releases
- Project highlights
- Meeting schedules