

Animal Feeding Operations Compliance and Inspection Report

JULY 1, 2004 – JUNE 30, 2005

NC Division of Water Quality

March 8, 2006

Permitting Actions

• Total Permits Issued (FY 04-05)	1,448
– Swine	1,192
– Cattle	249
– Poultry	7

Inspections & Operation Reviews

• Total Animal Operations (FY 04-05)	2,524
• DWQ Inspections Completed	2,465
– Routine	2,254
– Compliant/Emergency Response	47
– Follow-up Inspections	81
• DSWC Reviews Completed	2,115
– Routine	2,038
– Technical Assistance	38
– Follow-up Reviews	13
• Other Agencies Reviews	149

Animal Inspection Issues

(FY 04-05)

• Inspections w/Identified Violations	349
– Discharges	71
• To Surface Waters	29
– Inadequate freeboard	82
• Less Than One (1) Foot	23
– Evidence of over application	120
– Crops different than approved	52

Violations & Enforcement Cases

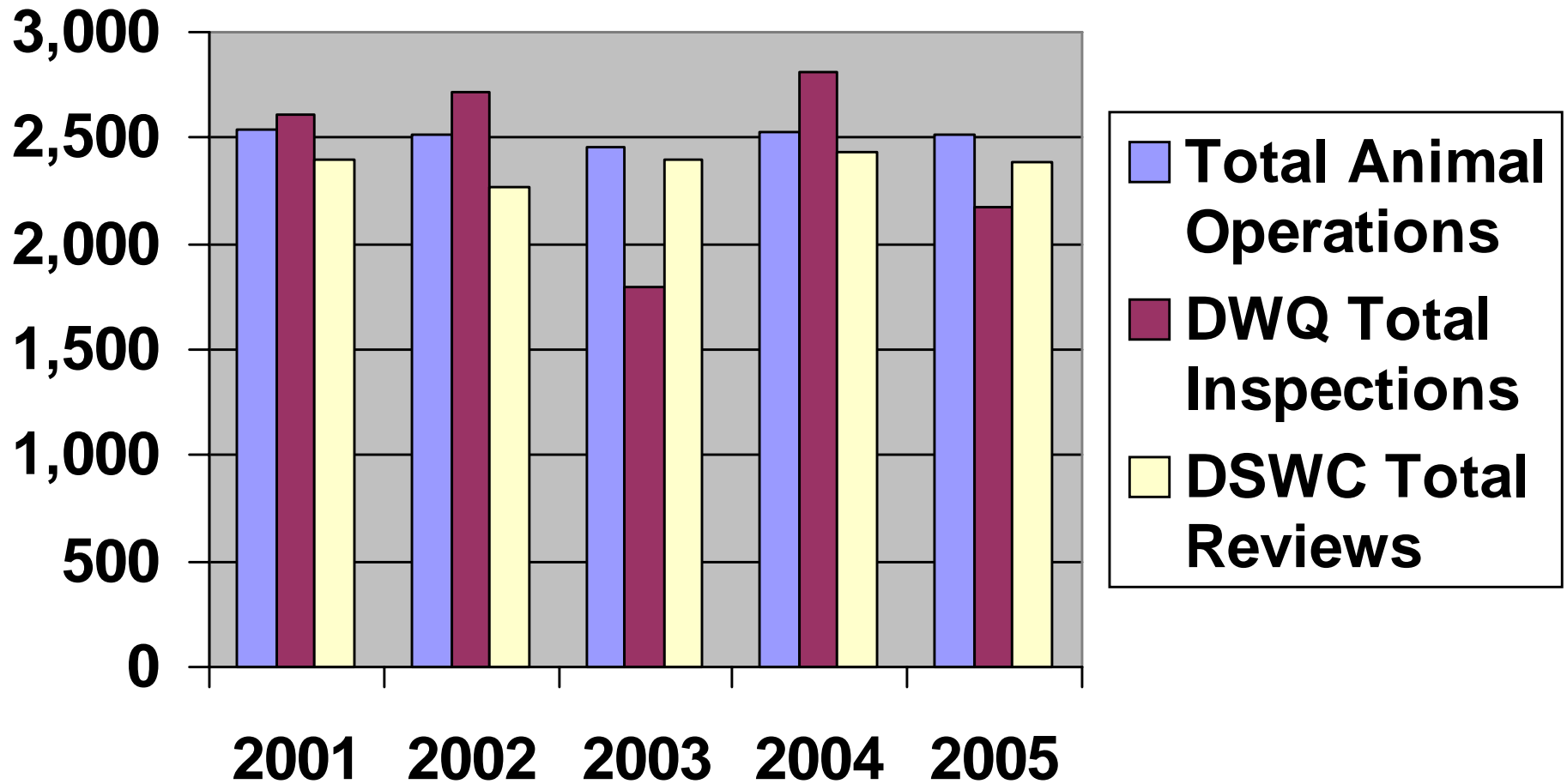
(CY 2005)

• Identified Violations	331
• Notice of Deficiency Issued	2
• Notice of Violation Issued	105
• Enforcements Initiated	16
• Penalties Assessed	\$69,622

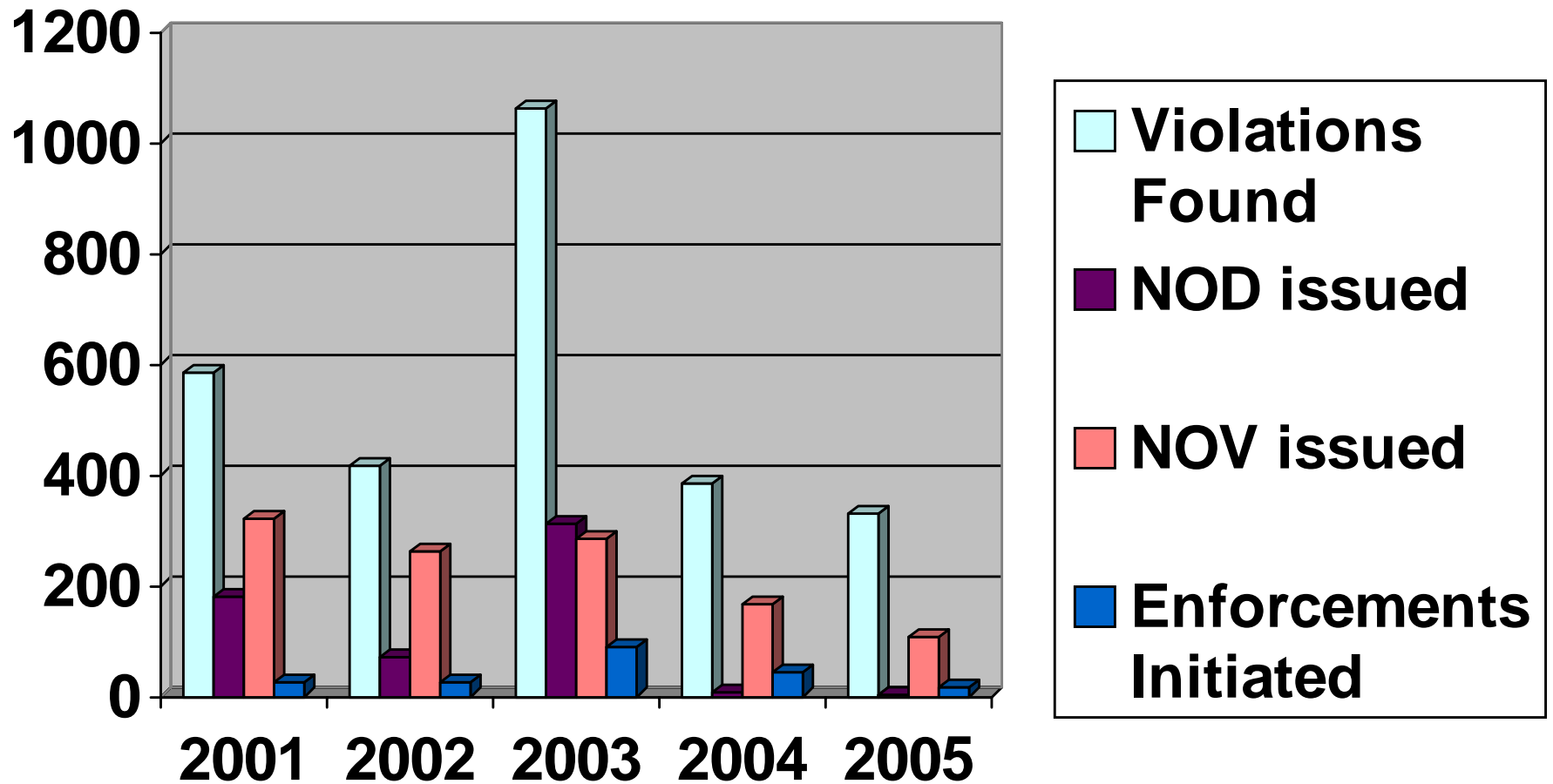
Historical Perspective

	2001	2002	2003	2004	2005
Total Animal Operations	2,544	2,512	2,461	2,524	2,517
DWQ Total Inspections	2,610	2,720	1,800	2,808	2,168
DSWC Total Reviews	2,394	2,266	2,402	2,429	2,382
Violations Found	586	416	1,060	383	331
NOD issued	181	71	310	6	2
NOV issued	321	262	285	164	105
Enforcements Initiated	23	24	89	43	16
Penalties Assessed	\$149,500	\$107,440	\$356,972	\$156,733	\$69,622

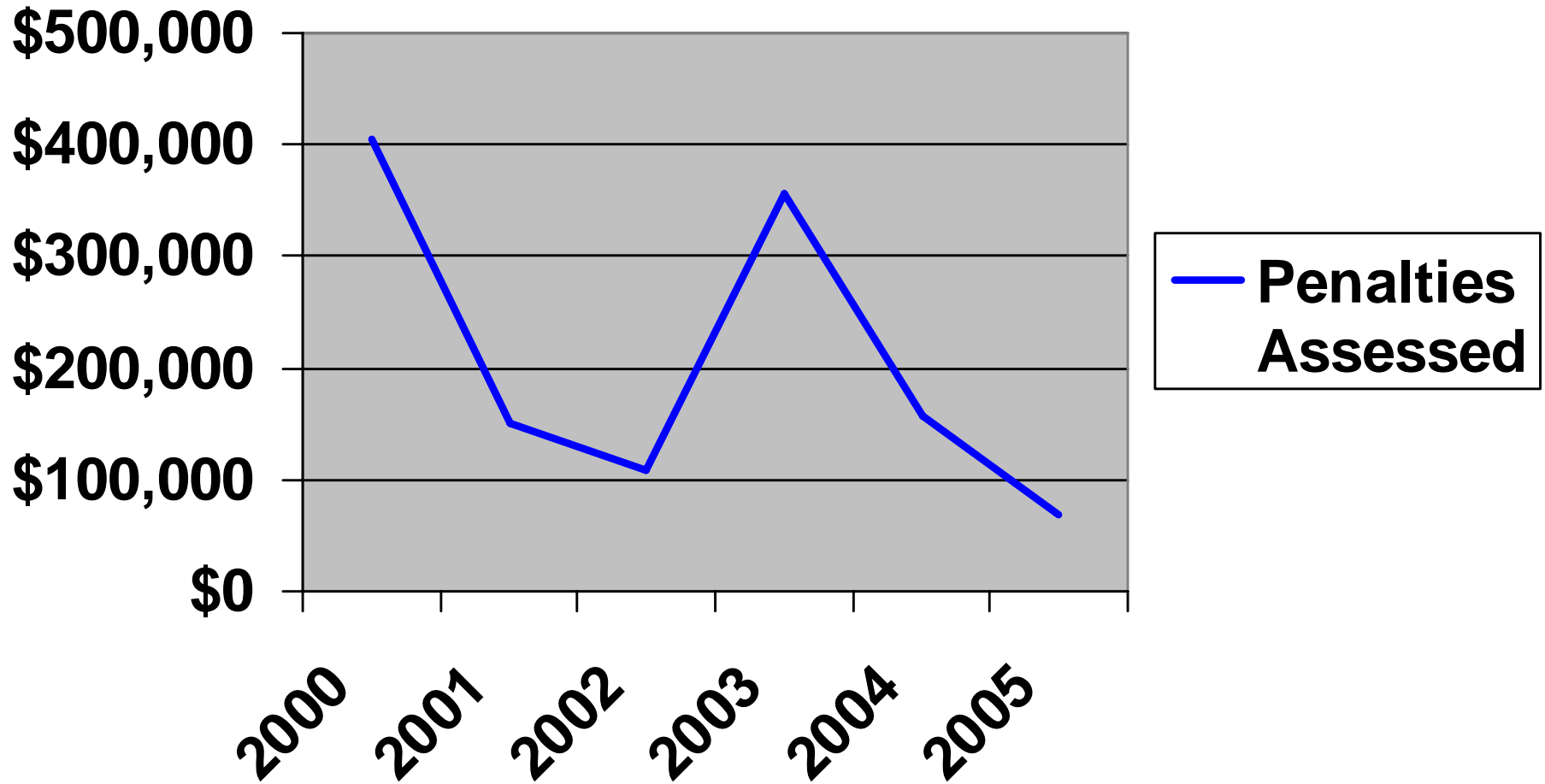
Site Visits



Violations



Penalty Amounts



Questions?