



DEPARTMENT OF HEALTH AND HUMAN SERVICES
DIVISION OF SOCIAL SERVICES

ROY COOPER
GOVERNOR

MANDY COHEN, MD, MPH
SECRETARY

WAYNE E. BLACK
SENIOR DIRECTOR FOR SOCIAL SERVICES
AND COUNTY OPERATIONS

March 15, 2017

SENT VIA ELECTRONIC MAIL

The Honorable Louis Pate, Co-Chair
Joint Legislative Oversight Committee on
Health and Human Services
North Carolina General Assembly
Room 311, Legislative Office Building
Raleigh, NC 27603-5925

The Honorable Josh Dobson, Co-Chair
Joint Legislative Oversight Committee on
Health and Human Services
North Carolina General Assembly
Room 301N, Legislative Office Building
Raleigh, NC 27603-5925

Dear Chairmen:

Per Session Law 2015-241, Section 12B.1.(e) the Department of Health and Human Services, Division of Child Development and Early Education (DCDEE), is pleased to submit the enclosed annual report on the NC Pre-Kindergarten (NC Pre-K) program to the Joint Legislative Oversight Committee on Health and Human Services, the Office of State Budget and Management, and the Fiscal Research Division. This report is due no later than March 15 of each year.

Please direct all questions concerning this report to Pamela Shue, Ed.D., Director of the Division of Child Development and Early Education, at 919-527-6530 or Pamela.Shue@dhhs.nc.gov.

Sincerely,

A handwritten signature in black ink that reads "Wayne E. Black".

Wayne E. Black

cc:	Lindsey Dowling	Kolt Ulm	Deborah Landry	Susan Jacobs
	Theresa Matula	Joyce Jones	Pam Kilpatrick	Marjorie Donaldson
	Wayne Black	Pamela Shue	LT McCrimmon	Denise Thomas
	Ben Popkin	Rod Davis	reports@ncleg.net	


WWW.NCDHHS.GOV

TEL 919-527-6335 • FAX 919-334-1018

LOCATION: 820 SOUTH BOYLAN AVENUE • MCBRYDE BUILDING • RALEIGH, NC 27603

MAILING ADDRESS: 2401 MAIL SERVICE CENTER • RALEIGH, NC 27699-2401

AN EQUAL OPPORTUNITY / AFFIRMATIVE ACTION EMPLOYER



DEPARTMENT OF HEALTH AND HUMAN SERVICES
DIVISION OF SOCIAL SERVICES

ROY COOPER
GOVERNOR

MANDY COHEN, MD, MPH
SECRETARY

WAYNE E. BLACK
SENIOR DIRECTOR FOR SOCIAL SERVICES
AND COUNTY OPERATIONS

March 15, 2017

SENT VIA ELECTRONIC MAIL

Mr. Charles Perusse
State Budget Director
Office of State Budget and Management
Room 5200, Administration Building
Raleigh, NC 27603-8005

Dear Director Perusse:

Per Session Law 2015-241, Section 12B.1.(e) the Department of Health and Human Services, Division of Child Development and Early Education (DCDEE), is pleased to submit the enclosed annual report on the NC Pre-Kindergarten (NC Pre-K) program to the Joint Legislative Oversight Committee on Health and Human Services, the Office of State Budget and Management, and the Fiscal Research Division. This report is due no later than March 15 of each year.

Please direct all questions concerning this report to Pamela Shue, Ed.D., Director of the Division of Child Development and Early Education, at 919-527-6530 or Pamela.Shue@dhhs.nc.gov.

Sincerely,

A handwritten signature in black ink that reads "Wayne E. Black".

Wayne E. Black

cc:	Lindsey Dowling	Kolt Ulm	Deborah Landry	Susan Jacobs
	Theresa Matula	Joyce Jones	Pam Kilpatrick	Marjorie Donaldson
	Wayne Black	Pamela Shue	LT McCrimmon	Denise Thomas
	Ben Popkin	Rod Davis	reports@ncleg.net	


WWW.NCDHHS.GOV

TEL 919-527-6335 • FAX 919-334-1018

LOCATION: 820 SOUTH BOYLAN AVENUE • MCBRYDE BUILDING • RALEIGH, NC 27603

MAILING ADDRESS: 2401 MAIL SERVICE CENTER • RALEIGH, NC 27699-2401

AN EQUAL OPPORTUNITY / AFFIRMATIVE ACTION EMPLOYER



DEPARTMENT OF HEALTH AND HUMAN SERVICES
DIVISION OF SOCIAL SERVICES

ROY COOPER
GOVERNOR

MANDY COHEN, MD, MPH
SECRETARY

WAYNE E. BLACK
SENIOR DIRECTOR FOR SOCIAL SERVICES
AND COUNTY OPERATIONS

March 15, 2017

SENT VIA ELECTRONIC MAIL

Mark Trogon
Fiscal Research Division
North Carolina General Assembly
619 Legislative Office Building
Raleigh, NC 27603-5925

Dear Director Trogon:

Per Session Law 2015-241, Section 12B.1.(e) the Department of Health and Human Services, Division of Child Development and Early Education (DCDEE), is pleased to submit the enclosed annual report on the NC Pre-Kindergarten (NC Pre-K) program to the Joint Legislative Oversight Committee on Health and Human Services, the Office of State Budget and Management, and the Fiscal Research Division. This report is due no later than March 15 of each year.

Please direct all questions concerning this report to Pamela Shue, Ed.D., Director of the Division of Child Development and Early Education, at 919-527-6530 or Pamela.Shue@dhhs.nc.gov.

Sincerely,

A handwritten signature in black ink that reads "Wayne E. Black".

Wayne E. Black

cc:	Lindsey Dowling	Kolt Ulm	Deborah Landry	Susan Jacobs
	Theresa Matula	Joyce Jones	Pam Kilpatrick	Marjorie Donaldson
	Wayne Black	Pamela Shue	LT McCrimmon	Denise Thomas
	Ben Popkin	Rod Davis	reports@ncleg.net	

WWW.NCDHHS.GOV

TEL 919-527-6335 • FAX 919-334-1018


LOCATION: 820 SOUTH BOYLAN AVENUE • MCBRYDE BUILDING • RALEIGH, NC 27603

MAILING ADDRESS: 2401 MAIL SERVICE CENTER • RALEIGH, NC 27699-2401

AN EQUAL OPPORTUNITY / AFFIRMATIVE ACTION EMPLOYER

North Carolina Pre-K Program Annual Report

Session Law 2015-241, Section 12B.1



Report to the

Joint Legislative Oversight Committee

on Health and Human Services

and

Office of State Budget and Management

and

Fiscal Research Division

By

North Carolina Department of Health and Human Services

March 15, 2017

Reporting Requirements

Session Law 2015-241, Section 12B.1 requires the Division of Child Development and Early Education to submit an annual report on the NC Pre-K program no later than March 15 of each year to the Joint Legislative Oversight Committee on Health and Human Services, the Office of State Budget and Management, and the Fiscal Research Division. The report is to include the following:

- (1) The number of children participating in the NC Pre-K program by county.
- (2) The number of children participating in the NC Pre-K program who have never been served in other early education programs such as child care, public or private preschool, Head Start, Early Head Start, or early intervention programs.
- (3) The expected NC Pre-K expenditures for the programs and the source of the local contributions.
- (4) The results of an annual evaluation of the NC Pre-K program.

(1) The number of children participating in the NC Pre-K program by county:

A total of 26,781 children are in contract to receive NC Pre-K services in SFY 2016-17.

The number of children contracted by county is as follows:

County	Contractor Legal Name	# Total Children in Contract
Alamance	Alamance Partnership for Children	431
Alexander	Alexander County Partnership for Children	69
Alleghany	Alleghany County Schools	65
Anson	Anson County Partnership for Children	152
Ashe	Ashe County Schools	134
Avery	Avery County Schools	109
Beaufort/Hyde	Beaufort/Hyde Partnership for Children	134
Bertie	Bertie County Schools	142
Bladen	Bladen County Schools	204
Brunswick	Smart Start of Brunswick County, Inc.	282
Buncombe	Buncombe County Partnership for Children	357
Burke	Burke County Smart Start, Inc.	379
Cabarrus	Cabarrus County Partnership for Children	411
Caldwell	Caldwell County Schools	179
Camden	Albemarle Partnership for Children (Camden)	36
Carteret	Carteret County Schools	205
Caswell	Caswell County Partnership for Children	53
Catawba	Catawba County Partnership for Children	341
Chatham	Chatham County Partnership for Children	250

County	Contractor Legal Name	# Total Children in Contract
Chowan	Edenton - Chowan Board of Education	70
Cleveland	Cleveland County Partnership for Children, Inc.	436
Columbus	Columbus County Schools	316
Craven	Craven County Board of Education	256
Cumberland	Partnership for Children of Cumberland County, Inc.	1,825
Currituck	Currituck County Schools	49
Dare	Dare County Schools	92
Davidson	Smart Start of Davidson County	347
Davie	Davie County Schools	163
Duplin	Duplin County Schools	272
Durham	Durham's Partnership for Children	487
Forsyth	Smart Start of Forsyth County	610
Franklin	Franklin Granville Vance Smart Start, Inc.	125
Gaston	Gaston County Schools	795
Gates	Gates County Schools	31
Granville	Granville County Schools	121
Guilford	Guilford County Partnership for Children	1,965
Halifax/Warren	Halifax-Warren SmartStart Partnership for Children	346
Harnett	Harnett County Partnership for Children	299
Henderson	Western Carolina Community Action, Inc.	178
Hertford	Hertford County Schools	168
Hoke	Hoke County Schools	401
Hyde	Hyde County Schools	31
Iredell	Iredell County Partnership for Children	281
Johnston	Partnership for Children of Johnston County, Inc.	329
Jones	Jones County Partnership for Children	73
Lee	Lee County Partnership for Children	241
Lenoir/Greene	Lenoir/Greene Cty. Partnership for Children	243
Lincoln	Partnership for Children of Lincoln/Gaston Counties, Inc.	159
Madison	Community Action Opportunities	45
Martin	Martin County Schools	127
McDowell	McDowell County Schools	177
Mecklenburg	Charlotte-Mecklenburg Schools	1,206
Mitchell	Intermountain Children's Services, Inc.	36
Montgomery	Montgomery Public Schools	159
Moore	Moore County Schools	43
Nash/Edgecombe	Down East Partnership for Children	564

County	Contractor Legal Name	# Total Children in Contract
New Hanover	New Hanover County Schools	532
Northampton	Northampton County Schools	120
Onslow	Onslow County Partnership for Children, Inc.	736
Orange	Orange County Partnership for Young Children	265
Pamlico	Pamlico County Schools	58
Pasquotank	Elizabeth City - Pasquotank County Schools	134
Pender	Pender County Schools	247
Perquimans	Perquimans County Schools	36
Person	Person County Partnership for Children	115
Pitt	Pitt County Schools	503
Polk	Polk County Schools	79
Randolph	Randolph County Partnership for Children	283
Richmond	Richmond County Schools	249
Robeson	Robeson County Partnership for Children, Inc.	828
Rockingham	Rockingham County Partnership for Children, Inc.	207
Rowan	Smart Start Rowan, Inc.	310
Rutherford	Rutherford County Schools	250
Sampson	Sampson County Partnership for Children	324
Scotland	Scotland County Schools	233
Stanly	Stanly County Partnership for Children, Inc.	294
Stokes	Stokes Partnership for Children	180
Surry	Surry County Early Childhood Partnership	261
Transylvania	Smart Start of Transylvania County	64
Tyrrell	Tyrrell County Schools	18
Union	Alliance for Children	375
Vance	Vance County Schools	137
Wake	Wake County SmartStart	1,022
Washington	Washington County Schools	72
Watauga	Children's Council of Watauga County, Inc.	81
Wayne	The Partnership for Children of Wayne County, Inc.	522
Wilkes	Wilkes County Schools	368
Wilson	Wilson County Partnership for Children	119
Yadkin	Yadkin County Schools	164
Yancey	Yancey County Schools	36
Multiple	Region A Partnership for Children*	560
	Total	26,781

*Region A Partnership for Children contracts for NC Pre-K services in Cherokee, Clay, Graham, Haywood, Jackson, Macon and Swain Counties.

(2) The number of children participating in the NC Pre-K program who have never been served in other early education programs such as child care, public or private preschool, Head Start, Early Head Start, or early intervention programs.

Of the children participating in NC Pre-K in SFY 2016-17, contractors reported that 58%, or approximately 15,278 were never served in other early education programs.

(3) The expected NC Pre-K expenditures for the programs and the source of the local contributions.

The SFY 2016-17 Year-to-Date expenditures for NC Pre-K through February 28, 2017 total \$75,698,382. Based on previous years' expenditures, it is expected that 98.5%-99% of funds budgeted will be expended. If this trend continues in SFY 2016-17, the expected NC Pre-K program expenditures would be between \$144 - \$145 million.

The source of local contributions as certified and reported by NC Pre-K contractors from July 1, 2016 through November 30, 2016 are noted in the chart below. Certification of expenditures of other resources in the NC Pre-K program through November 30 is an annual reporting requirement. NC Pre-K subcontractors serve children for ten months. If a similar amount of funds are expended for the remaining five months of services, a total of \$65 million of other resources may be expended.

Certified Other Resources	Expenditures Reported through 11/30/16
Child Care Subsidy	\$ 117,913
Title I	\$ 7,265,254
Smart Start	\$ 3,004,886
Child and Adult Care Food Program	\$ 1,902,853
Preschool Disabilities Program	\$ 5,137,254
Head Start	\$ 9,217,679
Local Appropriations	\$ 2,300,798
Private Providers	\$ 1,342,122
Other	\$ 2,169,202
Total (Five months)	\$ 32,592,742

(4) The results of an annual evaluation of the NC Pre-K program¹

The Division of Child Development and Early Education (DCDEE) contracts with the Frank Porter Graham Child Development Institute to conduct an annual evaluation of the NC Pre-K

¹ **Excerpted from:** Peisner-Feinberg, E. S., Minkova, I. L., & Anderson, T. L. (2017). *Effects of Participation in the North Carolina Pre-Kindergarten Program at the End of Kindergarten: 2015-2016 Statewide Evaluation*. Chapel Hill, NC: The University of North Carolina, FPG Child Development Institute. A full copy of the report may be found at www.ncchildcare.nc.gov.

program. During the SFY 2015-16 program year, the evaluation followed children who attended NC Pre-K into kindergarten. It focused on child outcomes as well as program characteristics and quality. DCDEE received the evaluation report for the SFY 2015-16 program year on February 1, 2017.

The 2015-2016 evaluation studied the effects of participation in NC Pre-K at the end of kindergarten. Two groups of children were compared – those who attended NC Pre-K and those who had not. Propensity score matching was used to select a matched sample of children with similar characteristics across the two groups. This is a different approach than what was done in previous studies when the progress of children who attended NC Pre-K was evaluated at different points in time without a comparison group.

Assessment data were gathered in the late spring of kindergarten to examine the effects of participation in NC Pre-K on children's language, literacy, math, executive function, and behavior skills at the end of kindergarten. In addition, key characteristics of the NC Pre-K Program during the 2015-2016 year were examined, including characteristics of the local NC Pre-K settings, the children served, and the qualifications of teachers over time.

The Division and the Pre-K program were pleased to see that the positive outcomes from previous years continued throughout the 2015-16 program year and were similar to those from previous reports.

Child Outcomes

- ☐ Children who attended NC Pre-K performed significantly better on math skills at the end of kindergarten compared to a matched group of children who did not attend NC Pre-K.
- ☐ Participation in NC Pre-K had positive effects on children's executive function related to working memory at the end of kindergarten for both the full sample and a sample of dual-language (Spanish) learners. These results are important, because executive function is predictive of children's later academic performance.
- ☐ Researchers noted significant improvement effects for dual-language learners in teacher ratings on social skills among children who participated in the NC Pre-K program.

Program Characteristics and Classroom Quality

- ☐ Many of the characteristics of the NC Pre-K Program were consistent with good quality standards, as well as program guidelines. The majority of the programs (78%) were at the highest five-star licensing level, and the average class size of 16 children is below the maximum class size of 18 according to NC Pre-K Program guidelines.
- ☐ Most program characteristics have been fairly stable over time. Similar to previous years, NC Pre-K services in SFY 15-16 were offered in a variety of setting types – about half in public schools, about one-third in private settings, and 16% in Head Start.

□ The majority of children served were from low-income families (90% qualified for free or reduced-price lunch).

□ A continuing trend in the NC Pre-K Program has been a steady improvement in the levels of teacher education and credentials. Almost all NC Pre-K lead teachers had at least a bachelor's degree, in both public school and private settings (>99%). Nearly all NC Pre-K lead teachers in public schools and three-quarters in private settings also hold a Birth-Kindergarten license.