

JOINT LEGISLATIVE OVERSIGHT COMMITTEE ON HEALTH AND HUMAN SERVICES

NC Department of Health and Human Services

Behavioral Health Update

**Dave Richard, Deputy Secretary
for Medicaid**

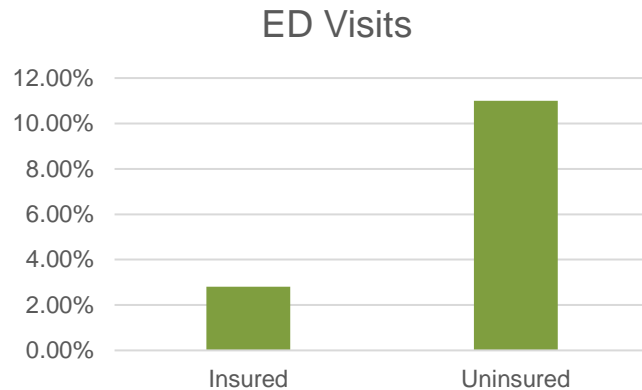
**Deepa Avula, MPH, Director, Division
of Mental Health, Developmental
Disabilities and Substance Use
Services**

March 15, 2022

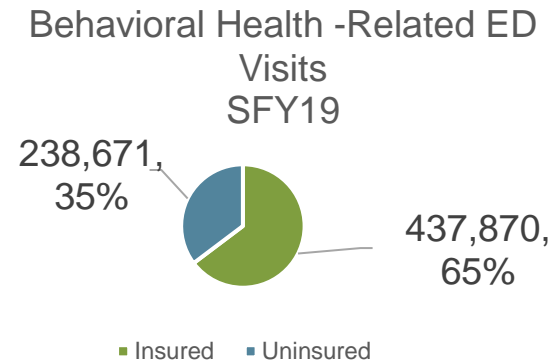
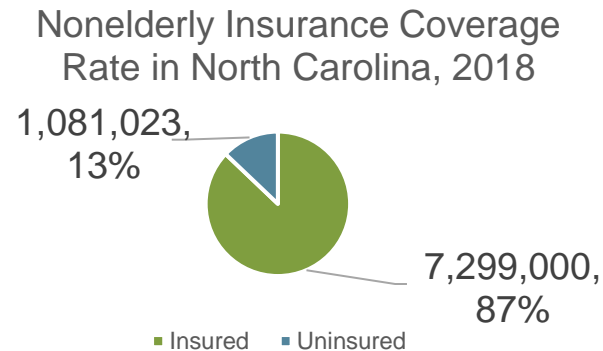
Prevalence of Persons with SED/SMI and Any MI & FY21 Penetration Rates

	Prevalence For Ages 3-17		Prevalence For Ages 18+	
	Serious Emotional Disturbance	Any Mental Illness	Serious Mental Illness	Any Mental Illness
Estimated # North Carolinians	233,810	389,683	451,387	1,614,128

ED Visits – Insured vs. Uninsured



Rate of ED utilization for behavioral health care by uninsured is **4x higher** than insured rate



Adult and Child/Adolescent Inpatient Psychiatric Bed Need Determinations, Certificate of Need (CON) Applications and CON Approvals, 2012-2021

State Medical Facilities Plan* (SMFP) Year	Adult Beds (18+)			Child/ Adolescent Beds (0-17)		
	SMFP Need Determination	Beds for which a CON Application was Received	Beds Approved	SMFP Need Determination	Beds for which a CON Application was Received	Beds Approved
2012	79	37	37	74	0	----
2013	30	27	27	42	0	----
2014	82	48	48	72	1	1
2015	69	63	63	46	0	----
2016	36	32	32	35	0	----
2017	40	25	25	106	0	----
2018	0	----	----	47	0	----
2019	0	----	----	48	0	----
2020	2	0	----	89	11	11
2021	12	0	----	56	0	----

Source: SMFP, 2012-2021

*The State Health Coordinating Council removed the inpatient psychiatric bed need methodology beginning with the 2022 SMFP. Accordingly, any person may submit a CON application to DHSR to develop new psychiatric facilities or beds, relocate existing or approved beds within the same service area or transfer psychiatric beds from state hospitals. DHSR will analyze and approve CON applications consistent with the review criteria specified in NCGS § 131E-183.

As of February 28, 2022, DHSR has received one CON application to develop an 84-bed psychiatric facility for adults in Richmond County.

Adult and Child/Adolescent Psychiatric Inpatient Bed Utilization FY 2020

Psychiatric Care in Acute Care Hospitals	Child / Adolescent (0-17)	Adult (18+)	Total
Licensed Beds	162	1,570	1,732
% Utilization of Licensed Psychiatric Beds	59.2%	54.2%	54.6%
Psychiatric Care in Psychiatric Hospitals	Child / Adolescent (0-17)	Adult (18+)	Total
Licensed Beds	235	444	679
% Utilization of Licensed Psychiatric Beds	79.5%	80.7%	80.3%
Psychiatric Care in Acute Care Hospitals and Psychiatric Hospitals	Child / Adolescent (0-17)	Adult (18+)	Total
Licensed Beds	397	2,014	2,411
% Utilization of Licensed Psychiatric Beds	71.2%	60.0%	61.9%

Source: 2022 State Medical Facilities Plan

* Does not include psychiatric beds in State Psychiatric Hospitals

Why are People Stuck in Eds?

- **Very complex co-occurring conditions**
- **Requires specialty care**
- **Workforce capacity**
- **Payment structure**

Current Approach

- **Prevention/Early Intervention**
- **Treatment**
- **Recovery Support Services**

Current Actions

- **Comprehensive Integrated Care**
- **Geographic Reach**
- **Wraparound Services for Children and Families**
- **Building Comprehensive Crisis System**
- **Workforce Development Investment**
- **Target and Support Minority Providers**

Systemic Solutions

Legislative Support Needed

- Sustained funding for crisis and community-based services
- Overall rate increases for behavioral healthcare
- Medicaid Expansion