



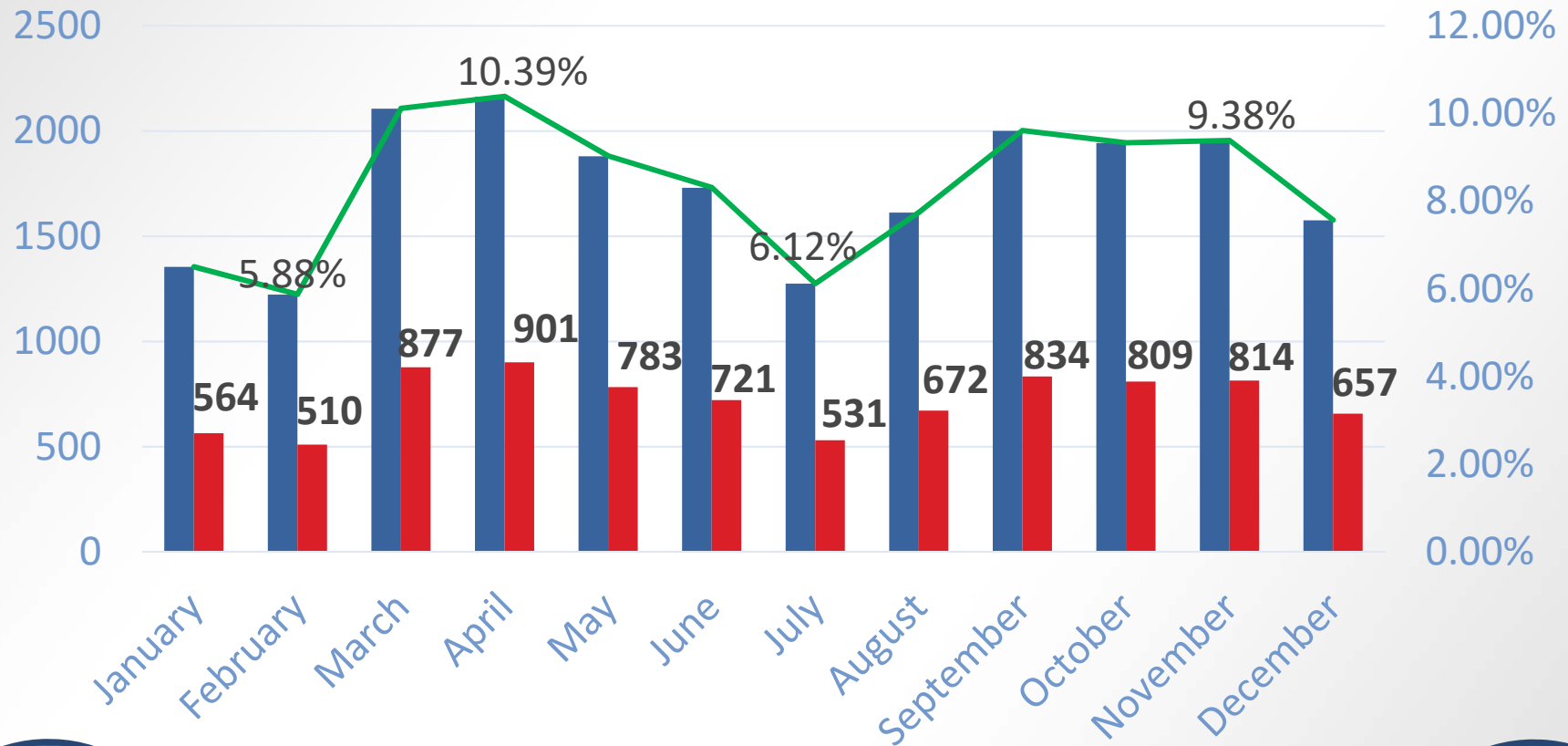
# Raise the Age Implementation Update

William L. Lassiter  
Deputy Secretary for Juvenile Justice

# New complaints will enter slowly over time

8,673 new JJ Youth in 2020: Offense trend

NOTE: Complaints filed an average of 32 days following offense.



JAN =  
565  
intakes

■ Complaints

■ Juveniles

— % of Annual Offenses Occuring

FEB =  
580  
intakes



# RtA Implementation

Comparing the number received to the projection

	Dec-19	Jan-20	Feb-20
RtA Complaints Received	24%	91%	77%
<b>Distinct Juveniles with Complaints</b>	<b>33%</b>	<b>88%</b>	<b>102%</b>
A to G Complaints Received	63%	112%	133%
H to 3 Complaints Received	22%	90%	74%
<b>A to G Juveniles Received</b>	<b>105%</b>	<b>171%</b>	<b>168%</b>
<b>H to 3 Juveniles Received</b>	<b>30%</b>	<b>83%</b>	<b>99%</b>
RtA Detention Admissions w/in 8 days	107%	138%	95%
RtA Distinct Juveniles Detained	117%	149%	104%



# The data (Dec 2019-Feb 2020)

## ▶ JJ Received

- 62% of projected complaints
- 68% of projected juveniles

## ▶ JJ projected

- 254 juveniles to receive A-G complaints, and we received A-G complaints for 253 juveniles
- 158 RtA detention admissions, and we received 179 RtA detention admissions



# RTA Juveniles

Dec 2019–Feb 2020

RTA Juveniles

Total Juveniles:

**1,261**

RTA Projected Juveniles: **1,850**

RTA Juveniles

A to G Juveniles:

**149**

RTA Projected A to G Juveniles: **106**

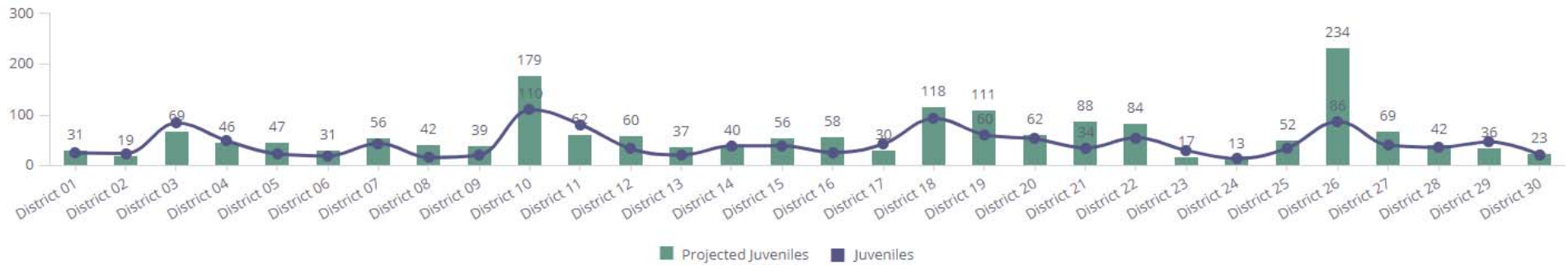
RTA Juveniles

H To 3 Juveniles:

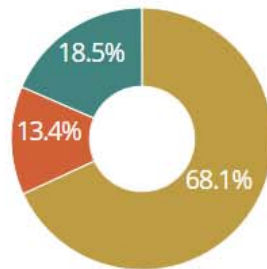
**1,178**

RTA Projected H to 3 Juveniles: **1,744**

RTA Juveniles by District

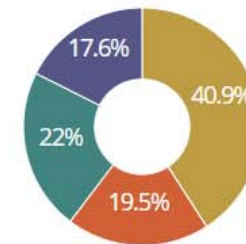


RTA Projected Juveniles by Intake Decision (H to 3)



■ H to 3 Juveniles Approved ■ H to 3 Juveniles Closed ■ H to 3 Juveniles Diverted

RTA Juveniles by Intake Decision (H to 3)



■ H to 3 Juveniles Approved ■ H to 3 Juveniles Closed ■ H to 3 Juveniles Diverted ■ No Decision



# RTA Complaints

Dec 2019–Feb 2020

RTA Complaints

Total Complaints:

**2,735**

RTA Projected Complaints: **4,439**

RTA Complaints

A to G Complaints:

**252**

RTA Projected A to G Complaints: **254**

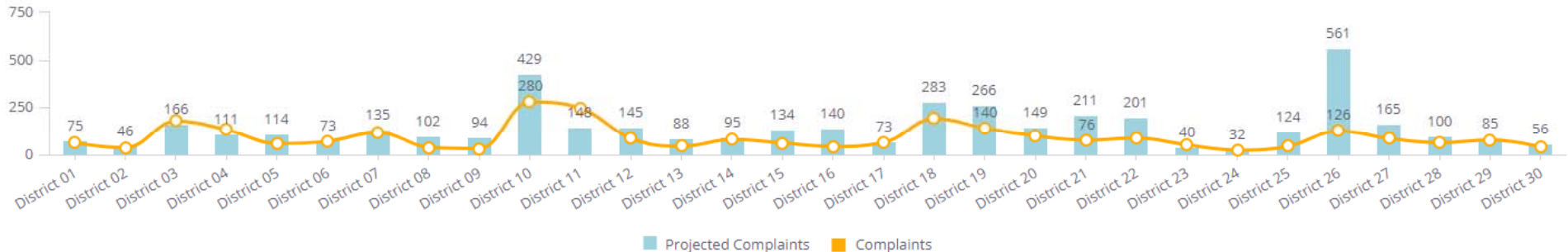
RTA Complaints

H to 3 Complaints:

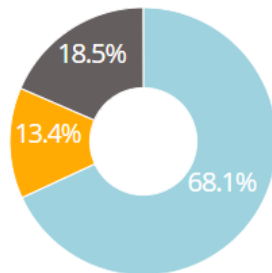
**2,482**

RTA Projected H to 3 Complaints: **4,185**

RTA Complaints By Districts

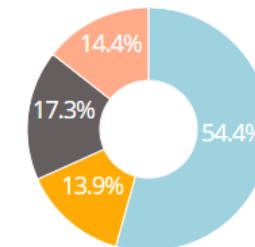


RTA Projected Complaints by Intake Decision (H to 3)



■ H to 3 Complaints Approved
 ■ H to 3 Complaints Closed
 ■ H to 3 Complaints Diverted

RTA Complaints by Intake Decision (H to 3)



■ H to 3 Complaints Approved
 ■ H to 3 Complaints Closed
 ■ H to 3 Complaints Diverted
 ■ No Decision



North Carolina Department of Public Safety

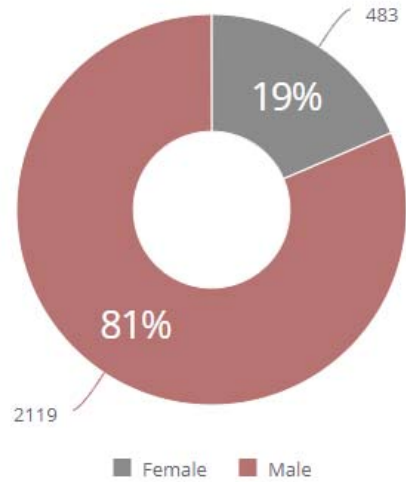
3/11/2020

6

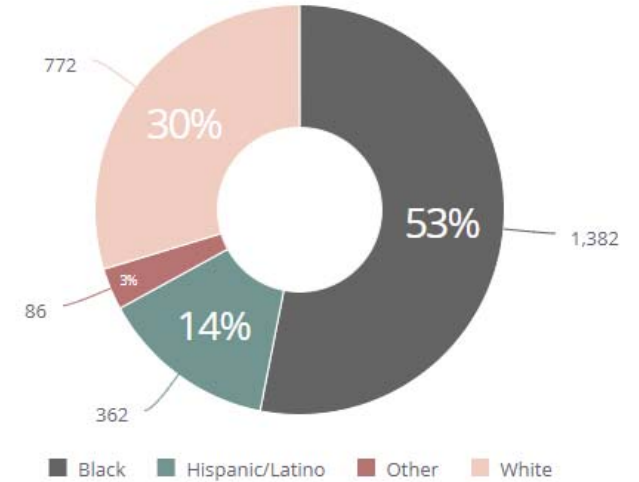
# CY 2020 to date, delinquent complaints

By Gender

**>=16**

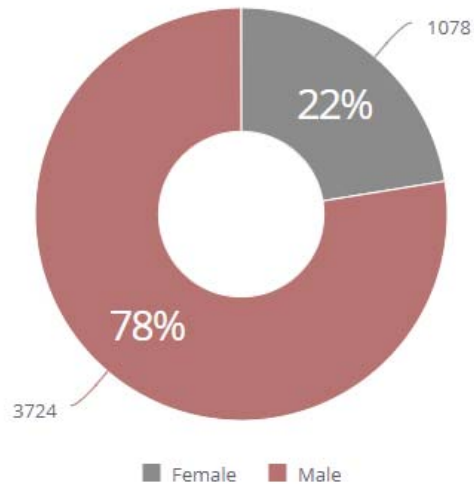


By Race

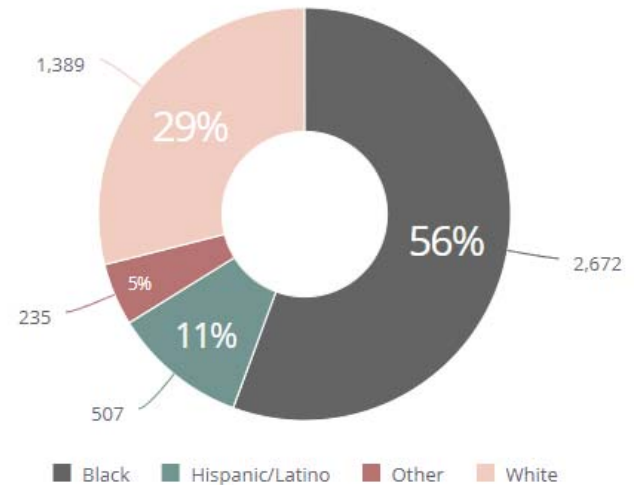


By Gender

**<16**



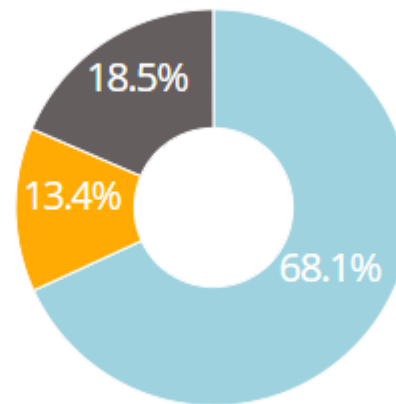
By Race



**Dec & Jan  
Decisions**

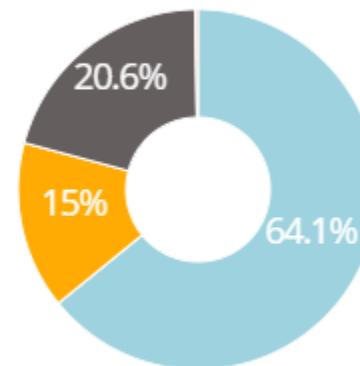
**(Felony H  
through Misd.  
3 offenses)**

RTA Projected Complaints by Intake Decision (H to 3)



■ H to 3 Complaints Approved ■ H to 3 Complaints Closed ■ H to 3 Complaints Diverted

RTA Complaints by Intake Decision (H to 3)

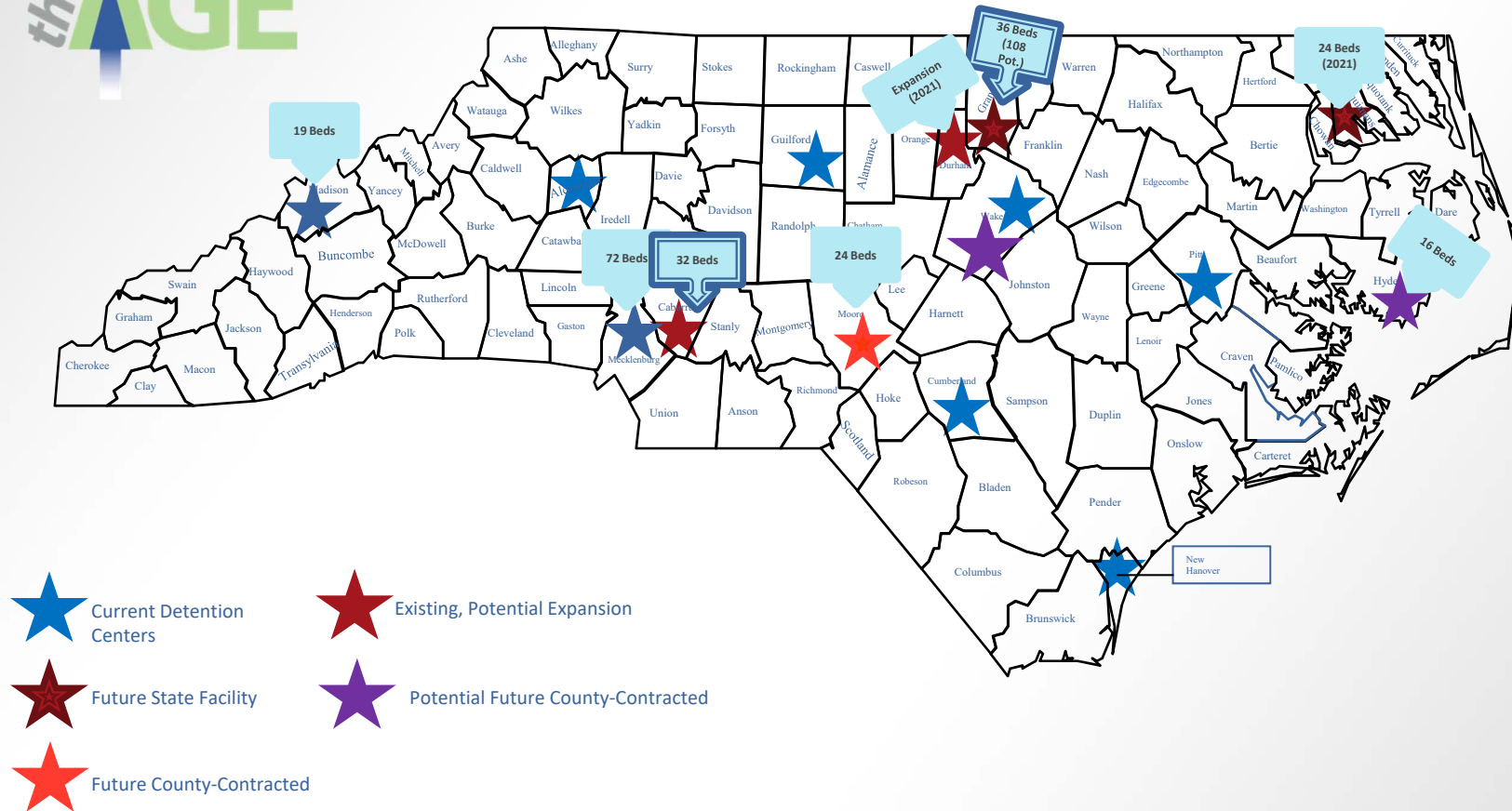


■ H to 3 Complaints Approved ■ H to 3 Complaints Closed ■ H to 3 Complaints Diverted  
■ No Decision





## Current and Future Detention Resources



# Planned Detention Beds

Detention Facility	Beds	
CA Dillon	36 beds, 92 potential	OPEN
Cabarrus Expansion (McWhorter)	32	Hiring
Hyde	16	
Madison	19	OPEN
Mecklenburg	72	OPEN
Moore	24	
Perquimans (2021)	24	

*Note: Durham County will expand in 2021 to allow for greater bed capacity.  
Future Wake County detention beds are under consideration.*



# Community Programs Projections- Statewide RtA for 2020

- ▶ Diversion juveniles to JCPC programs: 1,058
- ▶ Level I juveniles to JCPC programs: 1,310
- ▶ Level II juveniles to Level II programs: 604
- ▶ Potential at-risk youth: 9,283 (3.4% of total state 16 and 17 year old population)

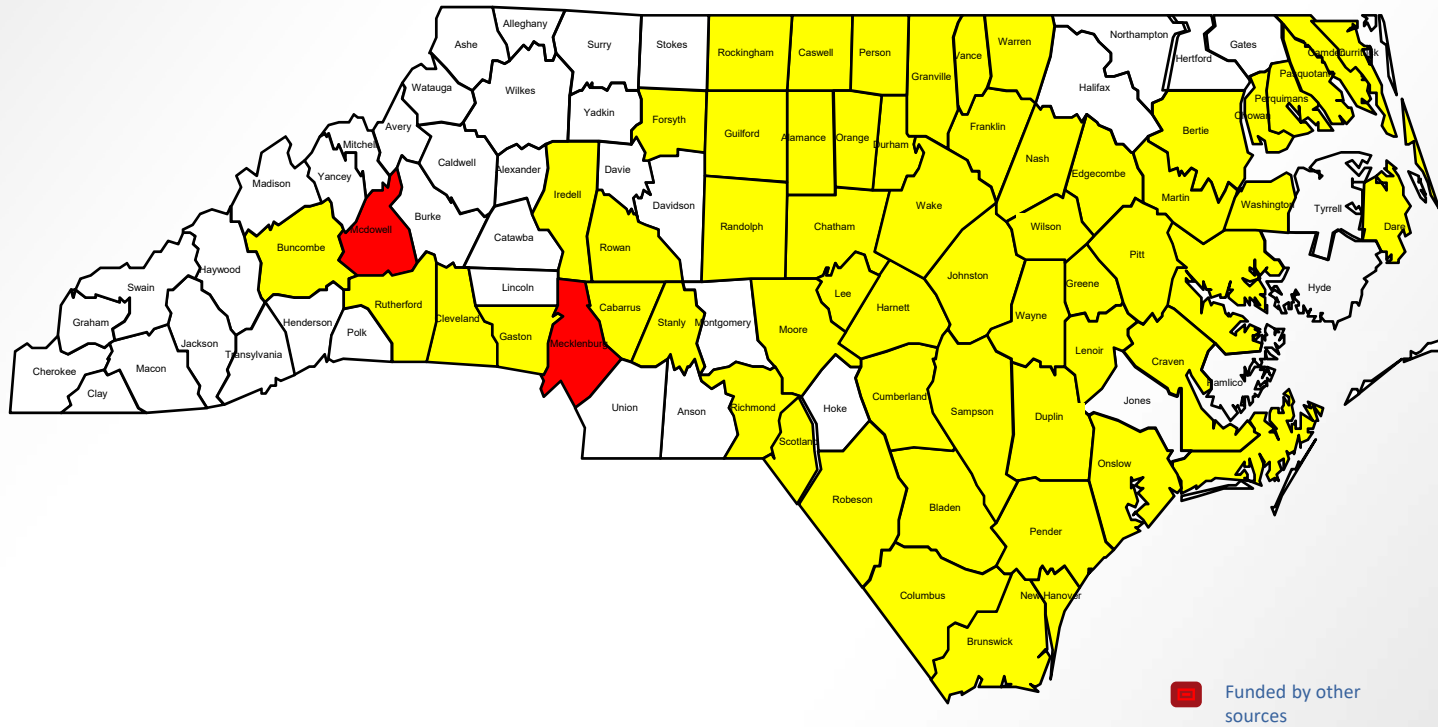


# Community Programs RtA Expansion

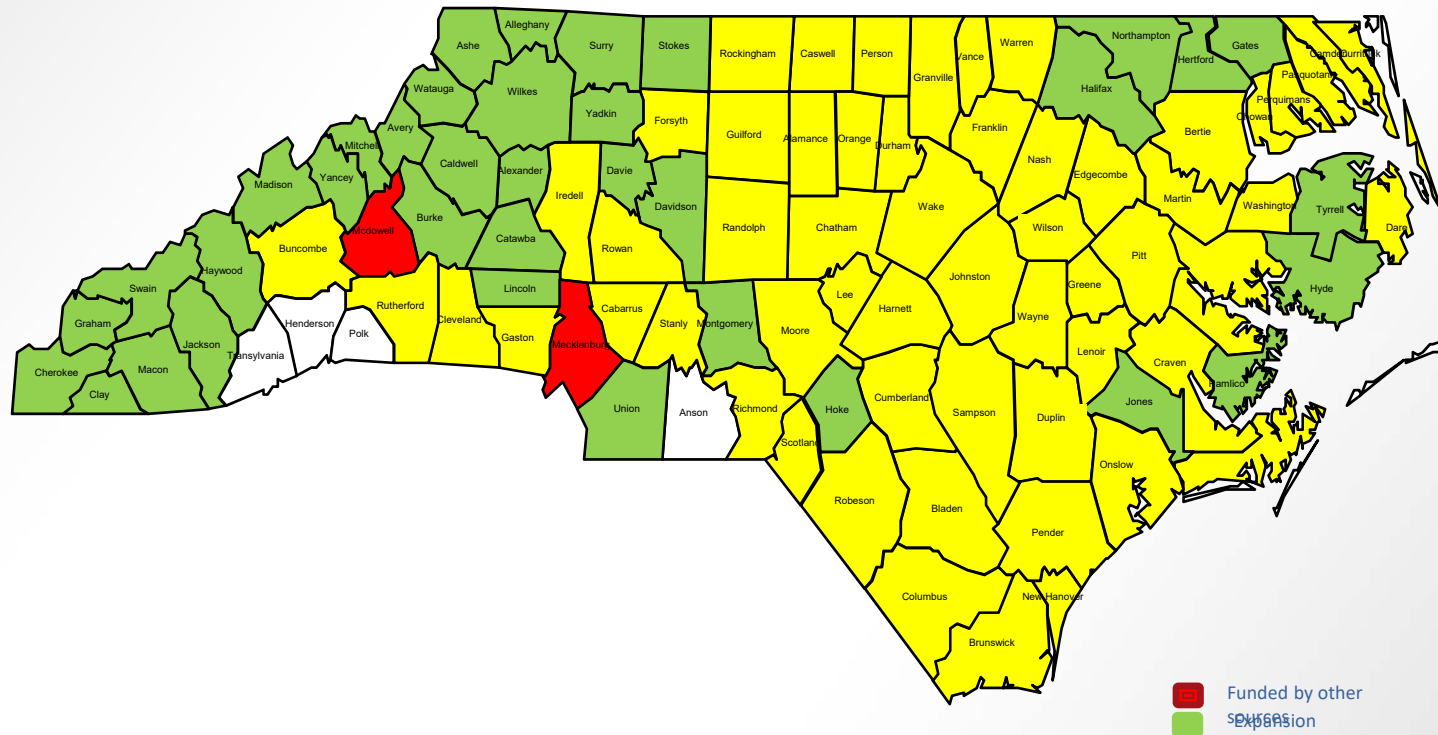
- ▶ Expansion directive to JCPCs to address access to Teen Court /Restorative Justice models-
  - Victim Offender Mediation
  - Family Group Conferences
  - Peacemaking Circles (Sentencing Circles)
  - Youth Court/Teen Court/ Youth Tribunals
  - <https://www.pewtrusts.org/en/research-and-analysis/data-visualizations/2015/results-first-clearinghouse-database>



# Teen Courts 60 Counties FY2018-2019



# Teen Courts/ Restorative Justice Expansion 96 Counties FY2019-20 and FY2020-21



# Community Programs RtA Expansion

- ▶ JCPC Tiered Planning Implemented
  - 1<sup>st</sup> year JCPC Expansion \$4.2M- allocated for current fiscal year (2019-20)
  - 2<sup>nd</sup> year JCPC Expansion \$6.6M- currently in RFP and award status with targeted completion by May 15<sup>th</sup>.
- ▶ New Transitional Living Home (Sturmer)- located in Forsyth County
  - 6- Bed capacity- Males
- ▶ Crisis and Assessment Center Expansion
  - 4-bed expansion at Bridges in Forsyth County
  - 2-bed expansion at Insight in Granville County
  - Eastern Area site location in being considered- Rocky Mount, NC

# Positions Update

- ▶ **Court Services: 37 of the 97 JCC Positions were budgeted as of February 2020**
  - 40% hired of H1001
  - 95% hired from May positions
- ▶ **CA Dillon: 55% of certified and 43% of support staff hired**
- ▶ **Transportation: 10 of 15 positions hired (67%)**
- ▶ **Community Programs, Education, Administration (Training, Data, IT, HR): Interviewing, Posting, and pending position numbers**



# Juvenile Justice RtA Initiatives

- ▶ Teleconferencing
- ▶ Telepsychiatry in Detention
- ▶ Edgecombe Pilot: Restorative Justice & Financial Literacy
  - Income, expenses, fines, budgeting, saving, delaying gratification.
- ▶ Re-entry: Risk to Resiliency
- ▶ Gang assessment began December 1, 2019

# What are we seeing?

- ▶ Meeting projections
- ▶ Increased violent and serious offenses in pre-RtA and RtA populations
- ▶ Greater number of detention beds needed
  - \$13.4 million needed at current rate for full FY. Funded at \$4.5 million in FY20 and \$6.7 million in FY 21.
  - Continue to examine A-G felony rate
- ▶ Risk level 4 most common for RtA population, compared to RL3 for <16 year olds
- ▶ Early #s indicate greater % of closed and diverted RtA population than projected. Could be attributable to getting accustomed to new law.