



**State of North Carolina
Office of Information Technology Services**

Pat McCrory
Governor

Chris Estes
State Chief Information Officer

To: Joint Legislative Oversight Committee on Information Technology
Fiscal Research Division

From: Kristen W. Culler *KWC*

Subject: Information Technology Fund Quarterly Report for September 30, 2014

Date: October 31, 2014

Attached is the quarterly legislative report for the IT Fund for the period ended September 30, 2014. For your convenience, the format is similar to the report done for the OITS Internal Service Fund.

- ❖ Page 1 shows the quarterly line item expenditure details for the quarter ended September 30, 2014, the planned expenses for the quarter ending December 31, 2014, and the projected expenses for the current fiscal year.
- ❖ Page 2 depicts the quarterly and year-end cash balances in the IT Fund as of September 30, 2014 based on actual receipts and disbursements.
- ❖ Page 3 is a report on personnel activity for the quarter.
- ❖ The last page shows project totals and summary of projects in PPM Tool.

Please disseminate the report as appropriate, and please contact me at 919-754-6574 if you have any questions.

cc: Assistant State Budget Officer for Information Technology
State Budget Analyst for Information Technology


North Carolina Office of Information Technology Services Information Technology Fund (not including IT Reserve Fund)

**Budget Code 24667
For The Quarter Ended September 30, 2014**

REPORT ON EXPENDITURES

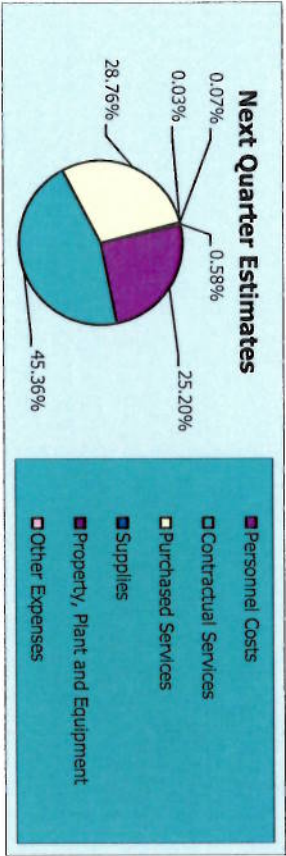
Quarterly Line Item Expenditure Details

Personnel Costs	\$ 1,495,976
Contractual Services	\$ 1,741,843
Purchased Services	\$ 150,914
Supplies	\$ 3,914
Property, Plant and Equipment	\$ 70,765
Other Expenses	\$ 5,720
Total Quarterly Expenses	\$ 3,469,131



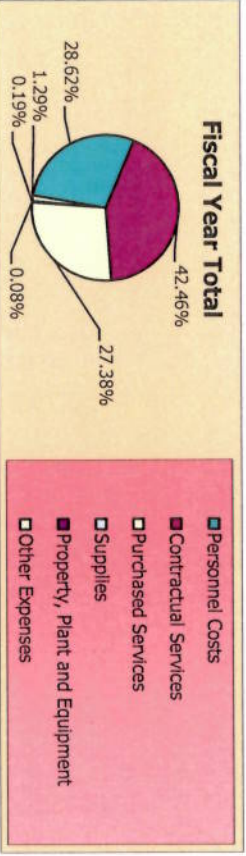
Projected Total Expenses for Next Quarter

Personnel Costs	\$ 2,250,362
Contractual Services	\$ 4,050,616
Purchased Services	\$ 2,568,607
Supplies	\$ 6,266
Property, Plant and Equipment	\$ 3,011
Other Expenses	\$ 51,744
Total Anticipated Quarterly Expenditures	\$ 8,930,606



Projected Expenses for Fiscal Year

Personnel Costs	\$ 8,247,061
Contractual Services	\$ 12,236,196
Purchased Services	\$ 7,889,735
Supplies	\$ 22,712
Property, Plant and Equipment	\$ 54,529
Other Expenses	\$ 370,501
Total Fiscal Year Expenditures¹	\$ 28,820,734



Personnel Costs include employee salary and benefits, workers compensation, and disability payments.

Contractual Services includes contracted professional and consultative personal services.

Purchased Services includes maintenance agreements, telecommunications, computing services, travel expenses, etc.

Other Expenses include dues and memberships, Inter-Governmental transfers, OSHR for NEOGOV.

¹ Includes FirstNet (Grant) funding and carry-forward amounts for CGIA, Security, EPMO, Enterprise Architecture, State Portal, Consolidation, and Enterprise Licensing

**North Carolina Office of Information Technology Services
Information Technology Fund (not including IT Reserve Fund)**


Budget Code 24667

For The Quarter Ended September 30, 2014

REPORT ON CASH BALANCES

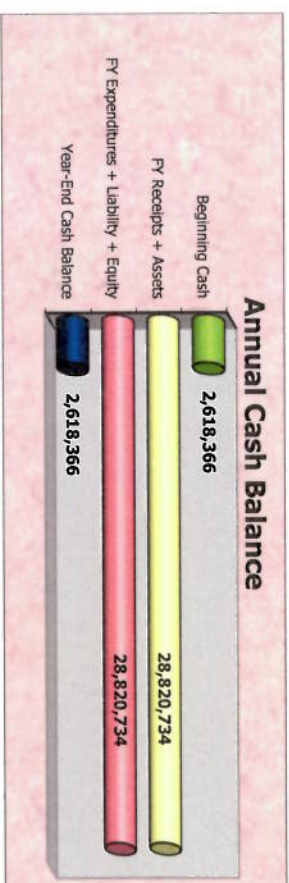
Quarterly Cash Balances

Beginning Cash	\$ 2,618,366
Received During Quarter	2,238,831
Transferred In During Quarter	-
Disbursed During Quarter	3,469,322
Transferred Out During Quarter	-
Ending Cash Balance as of September 30, 2014	<u>\$ 1,387,875</u>



Fiscal Year Cash Balance Projection

Beginning Balance as of July 1, 2014	\$ 2,618,366
FY Receipts + Assets + Equity	28,820,734
FY Expenditures	28,820,734
Transferred Out	-
Year-End Cash Balance June 30, 2015	<u>\$ 2,618,366</u>



North Carolina Office of Information Technology Services Information Technology Fund (not including IT Reserve Fund)

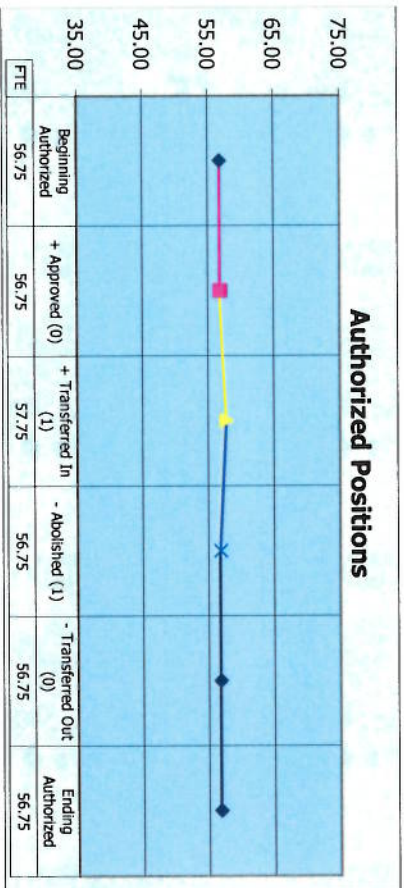
Budget Code 24667

For The Quarter Ended September 30, 2014

REPORT ON PERSONNEL ACTIVITY

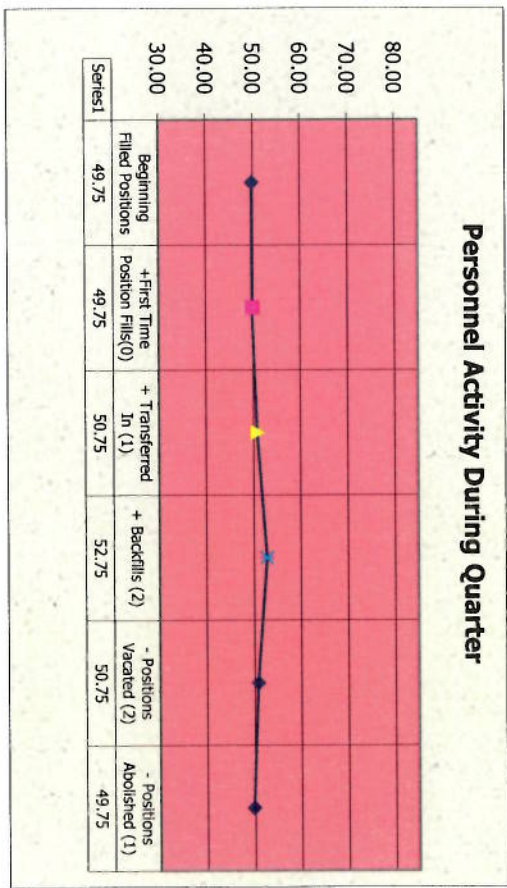
Current Quarter Authorized Positions (per BEACON)

Number of Authorized Positions at Qtr. Start	56.75
+ New Positions Approved in Quarter	-
+ From Internal Service Fund to IT Fund	1.00 *
Positions Transferred in Quarter	-
Number of Positions Abolished	(1.00) **
Number of Authorized Positions at Qtr. End	56.75



Current Quarter Personnel Actions

Number of Filled Positions at Quarter Start	49.75
Plus	-
New Position Fills in Quarter	1.00 *
From Internal Service Fund to IT Fund	2.00
Backfilled Positions	-
Less	-
Number of Positions Vacated in Quarter	(2.00)
From IT Fund to Internal Service Fund	-
Number of Positions Abolished	(1.00) **
Number of Positions Filled at Quarter End	49.75



*Transferred Position #60087248 from Internal Service Fund for First Net
 **Abolished Position #60087634 from ESRMO