

# North Carolina Office of Information Technology Services

## Information Technology Fund

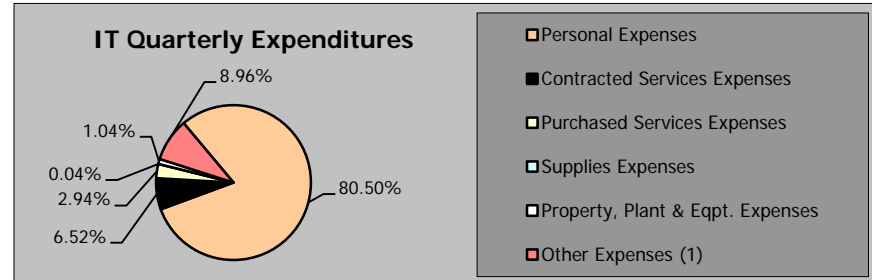
Budget Code 24667

For The Quarter Ended June 30, 2013

### REPORT ON EXPENDITURES

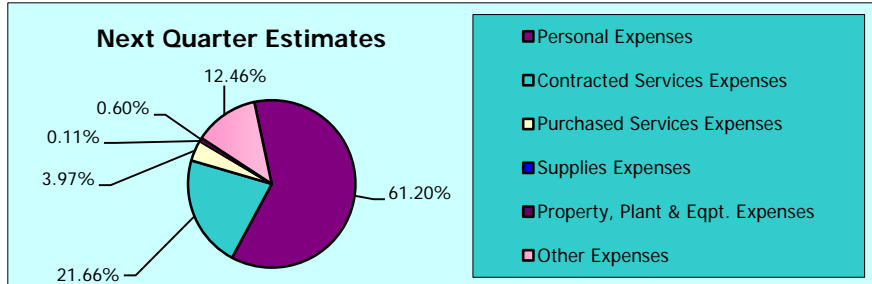
#### Quarterly Line Item Expenditure Details (FY12-13)

Personal Expenses	\$	747,470
Contracted Services Expenses	\$	60,547
Purchased Services Expenses	\$	27,324
Supplies Expenses	\$	328
Property, Plant & Eqpt. Expenses	\$	9,672
Other Expenses <sup>(1)</sup>	\$	83,174
<b>Total Quarterly Expenses</b>	<b>\$</b>	<b>928,514</b>




#### Projected Total Expenses for Next Quarter (FY13-14)

Personal Expenses	\$	926,156
Contracted Services Expenses	\$	327,713
Purchased Services Expenses	\$	60,149
Supplies Expenses	\$	1,680
Property, Plant & Eqpt. Expenses	\$	9,022
Other Expenses	\$	188,565
<b>Total Anticipated Quarterly Expenditures</b>	<b>\$</b>	<b>1,513,285</b>



#### Total Expenses for Fiscal Year (FY12-13)

Personal Expenses	\$	3,417,263
Contracted Services Expenses		202,646
Purchased Services Expenses		964,354
Supplies Expenses		1,266
Property, Plant & Eqpt. Expenses		12,072
Other Expenses <sup>(1)</sup>		1,838,698
<b>Total Fiscal Year Expenditures</b>	<b>\$</b>	<b>6,436,299</b>



"Personal Expenses" include Salaries and Benefits

"Purchased Service Expenses" are Maintenance Agreements, Telecommunications, Computing Services, Travel, Meals, Telephones, etc.

(1) "Other Expenses" include Dues and Memberships, Service Awards, and miscellaneous administrative expenses not covered elsewhere.

"Other Expenses" also includes transfers out for Data Integration @ \$1.2m and E-forms @ \$500k per S.L. 2012-142, Section 6A.1


**North Carolina Office of Information Technology Services  
Information Technology Fund  
Budget Code 24667**

**For The Quarter Ended June 30, 2013**

**REPORT ON CASH BALANCES**

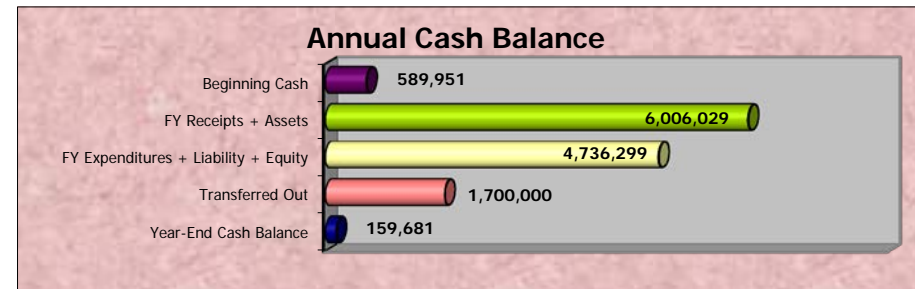
**Quarterly Cash Balances**

Beginning Cash	\$ 125,148
Received During Quarter	1,136,944
Transferred In During Quarter	-
Disbursed During Quarter	1,102,411
Transferred Out During Quarter	-
Ending Cash Balance as of June 30, 2013	<u>\$ 159,681</u>



**Fiscal Year Cash Balance as of 6/30/13 BD:701**

Beginning Balance as of July 1, 2012	\$ 589,951
FY Receipts + Assets	6,006,029
FY Expenditures + Liability + Equity	4,736,299
Transferred Out	1,700,000 **
Year-End Cash Balance June 30, 2013	<u>\$ 159,681</u>



\*\* \$1.2m Transferred out to State Agencies for Data Integration Licenses and \$500k Transferred out to OSC (E-forms)

# North Carolina Office of Information Technology Services

## Information Technology Fund

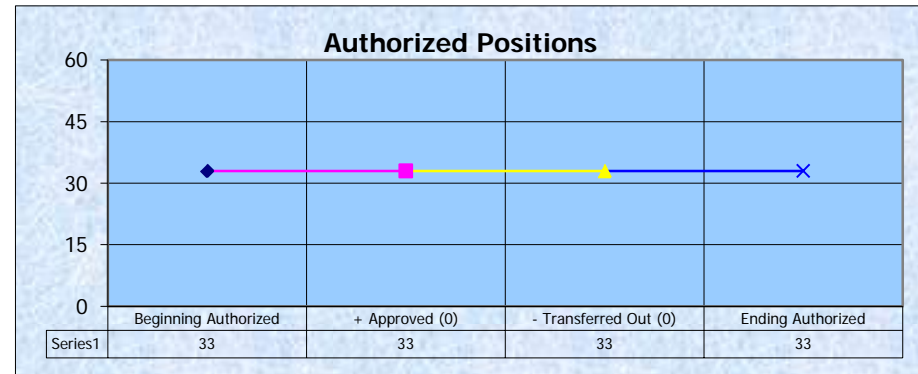
Budget Code 24667

For The Quarter Ended June 30, 2013

### REPORT ON PERSONNEL ACTIVITY

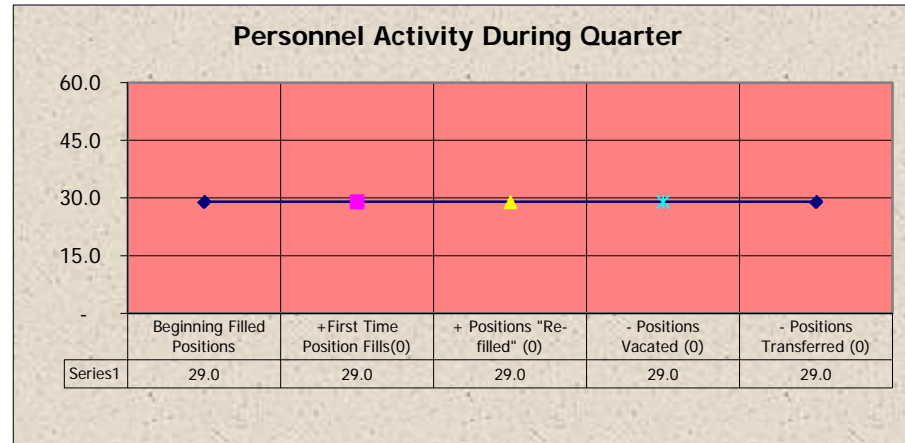
#### Current Quarter Authorized Positions (per BEACON)

Number of Authorized Positions at Qtr. Start	33.0
New Positions Approved in Quarter	0.0
Positions Transferred in Quarter:	
From IT Fund to Internal Service Fund	0.0
Number of Authorized Positions at Qtr. End	<u>33.0</u>



#### Current Quarter Personnel Actions

Number of Filled Positions at Quarter Start	29.0
Plus	
"First Time" Position Fills in Quarter	0.0
Positions "refilled" in Quarter	0.0
Less	
Number of Positions Vacated in Quarter	0.0
From IT Fund to Internal Service Fund	0.0
Number of Positions Filled at Quarter End	<u>29.0</u>



## PPM Project Totals as of July 12, 2013

### Active Project Totals - July 12, 2013

Workflow Status	Project Totals	Revised Budget TC
Planning & Design	47	\$184,892,658
Execution & Build	31	\$751,912,062
Implementation	19	\$629,206,812
Registered*	26	\$8,014,366
<b>Totals</b>	<b>123</b>	<b>\$1,574,025,897</b>

### Projects Initiated or Closed - July 12, 2013

Workflow Status	Project Totals	Revised Budget TC
Initiation	34	\$231,968,815
Project Closeout	3	\$3,500,392
<b>Totals</b>	<b>37</b>	<b>\$235,469,207</b>

### On Hold Projects - July 12, 2013

Workflow Status	Project Totals	Revised Budget TC
On Hold	10	\$110,339,020

\* Registered Projects <\$500k

