

Residential Options for Children with Intellectual/Developmental Disabilities Ages Birth – 6 years

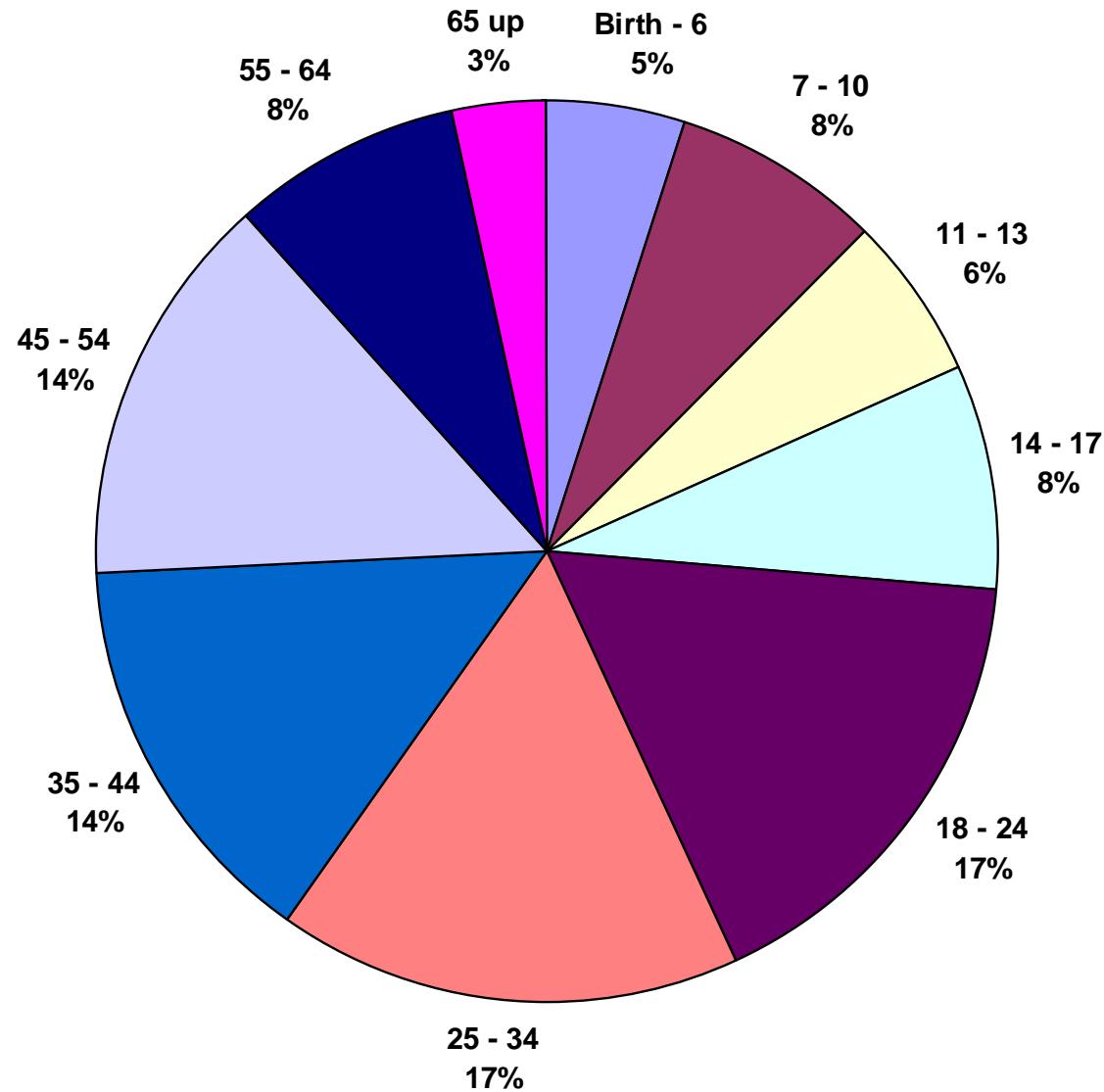
Joint Legislative Oversight Committee on
Mental Health, Developmental Disabilities, and
Substance Abuse Services

Rose Burnette
January 19, 2011

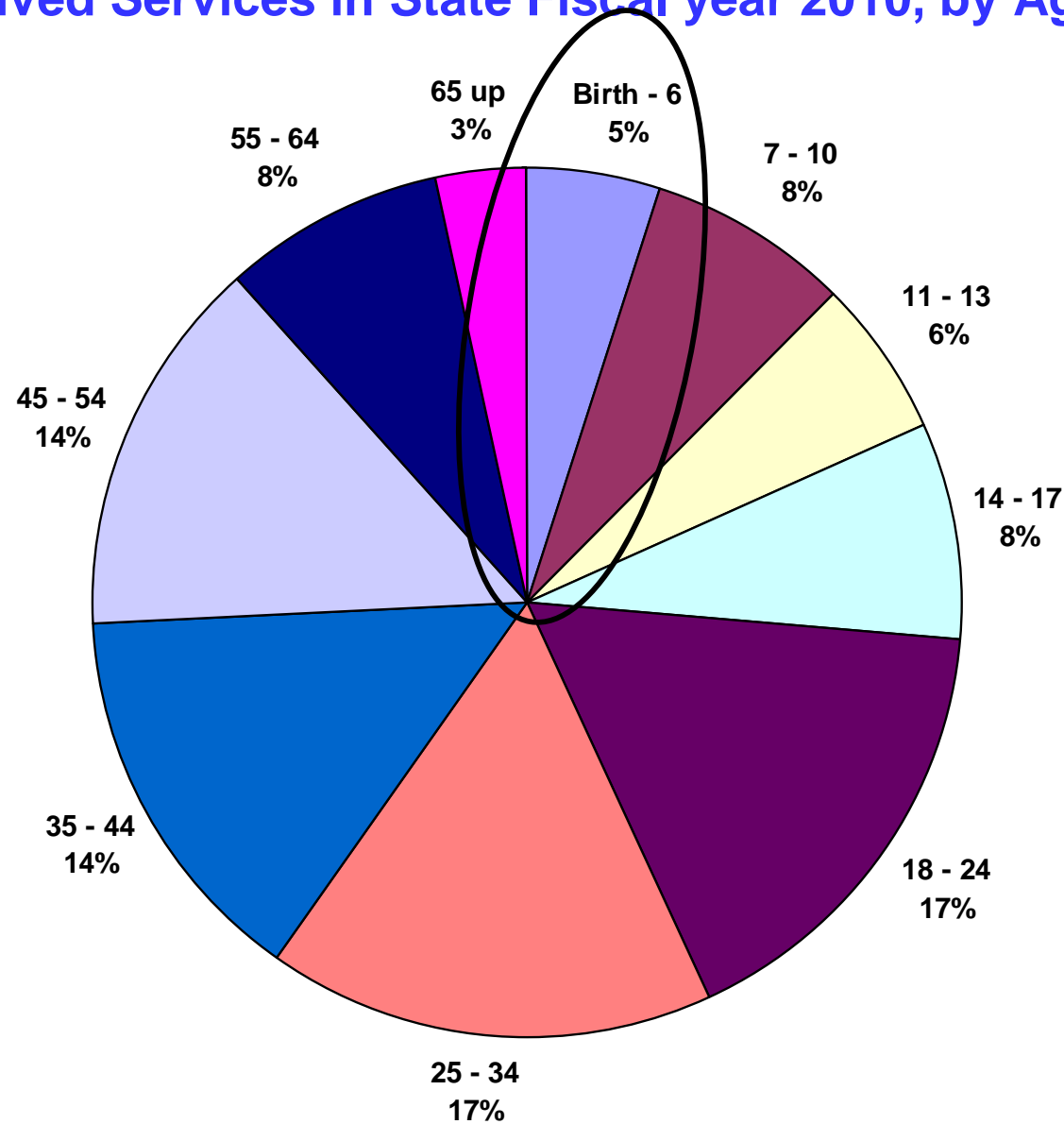
Number of Individuals with Intellectual and Developmental Disabilities who Received Services in State Fiscal year 2010, by Age Groups

Age Groups	# Individuals	Percent
Birth through 6	1,115	4.9%
7 through 10	1,768	7.7%
11 through 13	1,322	5.8%
14 through 17	1,803	7.9%
18 through 24	3,885	16.9%
25 through 34	3,826	16.7%
35 through 44	3,286	14.3%
45 through 54	3,265	14.2%
55 through 64	1,940	8.5%
65 and up	724	3.2%
Total	22,934	100.0%

Number of Individuals with Intellectual and Developmental Disabilities who Received Services in State Fiscal year 2010, by Age Groups



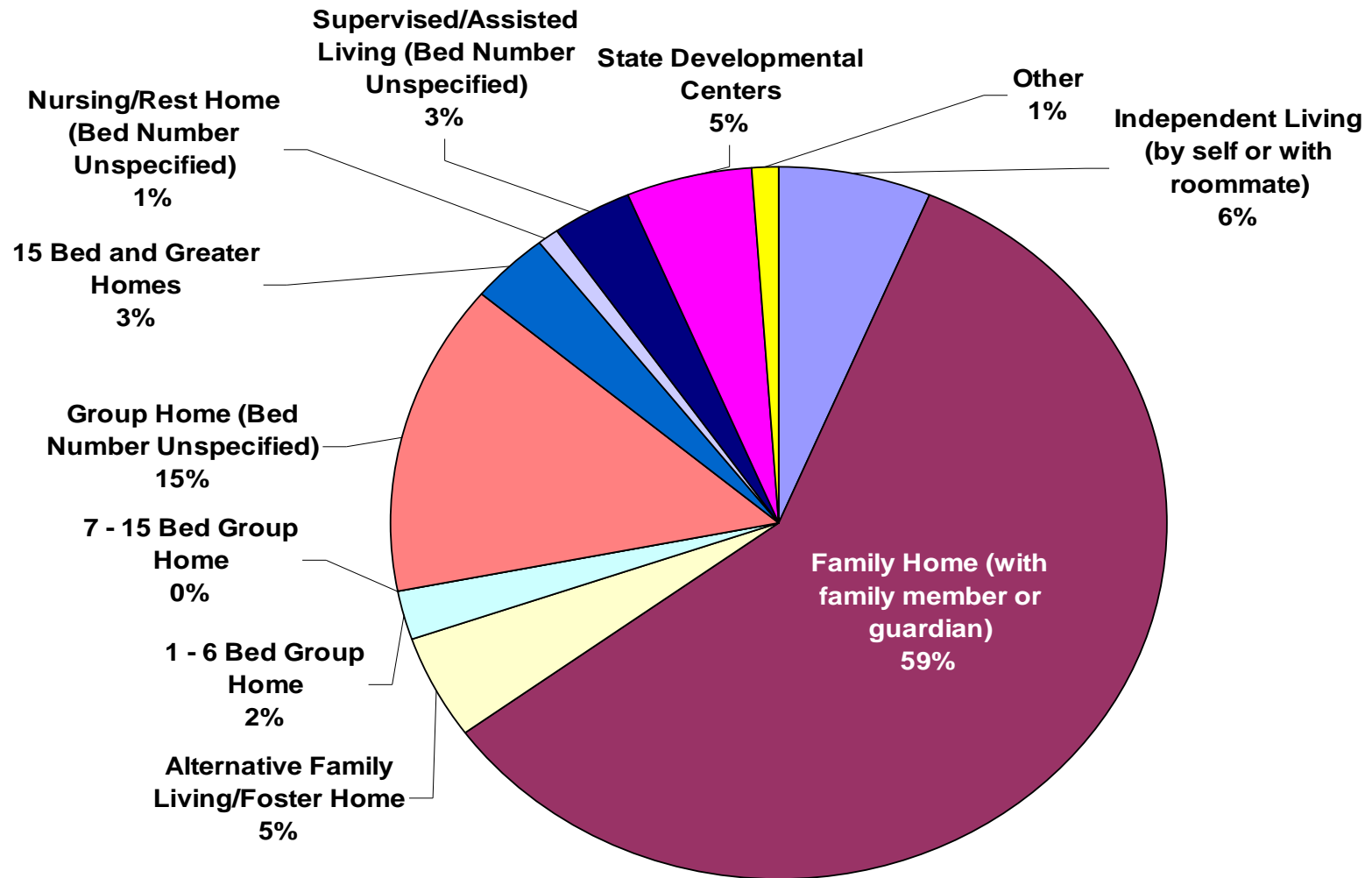
Number of Individuals with Intellectual and Developmental Disabilities who Received Services in State Fiscal year 2010, by Age Groups



Residential Settings of Individuals with Intellectual and Developmental Disabilities who Received Services in State Fiscal year 2010

Type of Setting	# Individuals	Percent
Independent Living (by self or with roommate)	1,487	6.5%
Family Home (with family member or guardian)	13,395	58.4%
Alternative Family Living/Foster Home	1,128	4.9%
1 - 6 Bed Group Home	470	2.0%
7 - 15 Bed Group Home	27	0.1%
Group Home (Bed Number Unspecified)	3,250	14.2%
15 Bed and Greater Homes	770	3.4%
Nursing/Rest Home (Bed Number Unspecified)	198	0.9%
Supervised/Assisted Living (Bed Number Unspecified)	744	3.2%
State Developmental Centers	1,201	5.2%
Other	259	1.1%
System Missing	5	0.0%
Total	22,934	100.0%

Residential Settings of Individuals with Intellectual and Developmental Disabilities who Received Services in State Fiscal year 2010

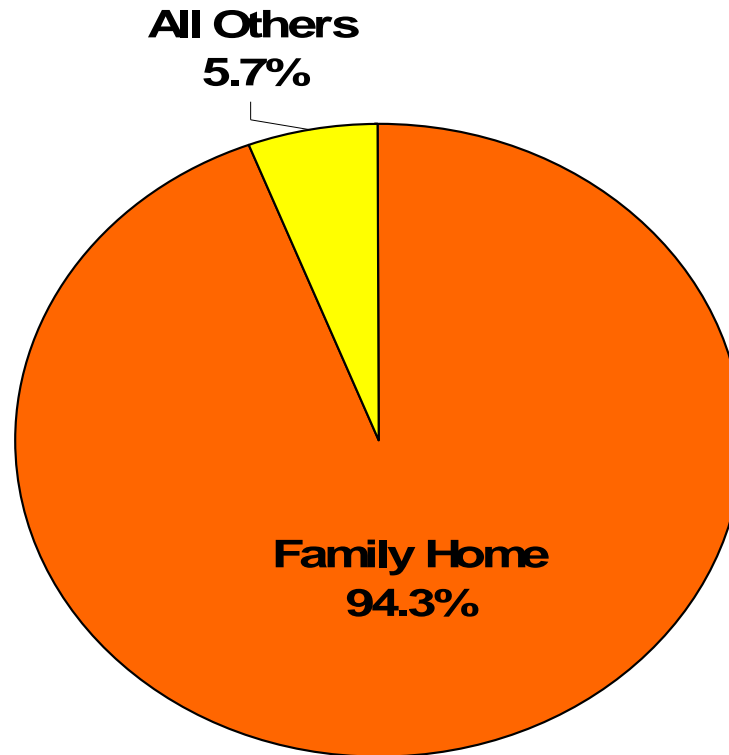


Residential Settings of Children with Intellectual/Developmental Disabilities, ages Birth through Six Who Received Services in SFY 2010

Types of Residential Settings and numbers of children served:

- Total of 1115 children
- Family Home-1051
 - 1 child receiving CAP-MR/DD Home Supports
- Community ICF-MR facilities-28
- State/Private Funded Residential facilities-9
- Other settings (Alternative Family, Foster Homes)-27

**Residential Placements of Children with
Intellectual/Developmental Disabilities, ages Birth through
Six Who Received Services in SFY 2010**



What are the Needs of these Children?

- Needs are varied and require a variety of levels of services/support.
- Typically those children in ICF-MR facilities and group homes have the most significantly high and complex, chronic medical needs, in addition to intellectual disabilities.
 - Require intensive daily medical intervention and intensive support and supervision.

ICF-MR Residential Settings

Serve Children with I/DD and co-occurring conditions:

- Horizon's Residential Center (Winston-Salem)-serve 1 child
- Tammy Lynn Center (Raleigh)-serve 1 child
- RHA/Howells Care Centers- (locations across the state)-serve 26 children

Other Residential Settings

State and Private Funding

- Funded primarily through LME(s) with some private funding
- SFY 2010-2011: 9 children
- Group Living High-state funded service provides-24 hour service and supervision

Identification and Placement

- Local Depts of Social Services and community hospitals make referrals to facilities and LME(s)
- The LME(s) assist with the placement process
- LME(s) provide funding as available

Monitoring Residential Settings

- LME(s) monitor facilities for whom they contract
- Division of Health Service Regulation monitors all licensed facilities

Children with Intellectual/Developmental Disabilities, ages Birth through Six

Cost of Residential Services

- **ICF-MR**-\$4 million/year
- **CAP-MR/DD**-1 child Home Support @ \$50,000/yr
- **State Funded** -Group Living High @ \$540,000/yr

Residential Options for Children with Intellectual/Developmental Disabilities Ages Birth – 6 years

Summary

- Most are living at home
- Significantly high and complex, chronic medical needs, in addition to intellectual disabilities.
- 1 receiving CAP-MR/DD residential services
- Limited number of children in ICF-MR (28 total)
- Limited state funded residential services