


2016-2017 Statistical Brief

Based on data from domestic violence state grantees reported July 2016-June 2017



The NC Council for Women and Youth Involvement compiles semi-annual client services statistical data for domestic violence and sexual assault services utilized by women, men, and children seeking support, information, counseling and advocacy.

330,747
Volunteer
Hours



Clients Served* **51,074**

*Number of individuals served in person over 6-month period.

Gender



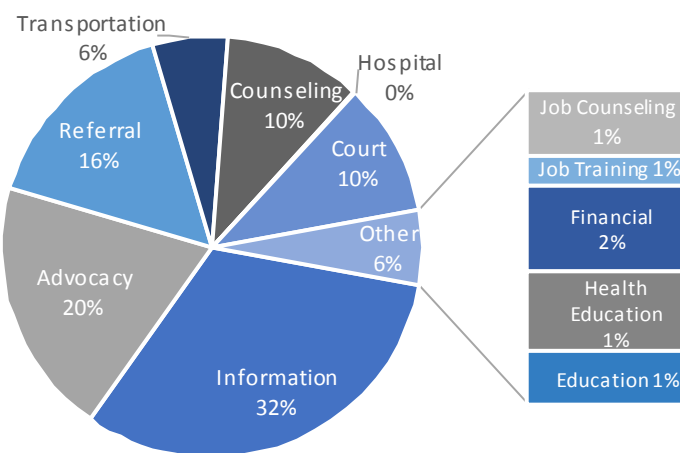
Age

Minors 0-17 (9,217) **19%**

Adults 18+ (38,428) **81%**

What do grantees provide to victims of domestic violence?

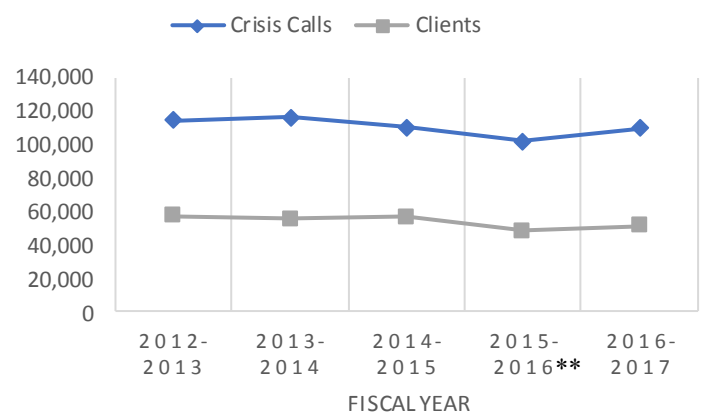
- ◇ **10,440** victims received shelter services, which refers to providing shelter in a facility or a local safe home or hotel
- ◇ **43%** of clients that received shelter services were children
- ◇ Nearly **3,900** victims were referred to other shelters due to lack of space
- ◇ **9,840** support groups provided
- ◇ **28%** of the support groups were for children
- ◇ Over **7,000** educational presentations & professional trainings conducted



Services Provided by Domestic Violence Agencies

Information (32%) and Advocacy (20%) make up over 50% of the total services provided. Other services provided include: job counseling, job training, financial, health education, education.

NUMBER OF CRISIS CALLS AND CLIENTS



Domestic Violence Crisis Calls & Clients over 5 years

Between fiscal year 2015-2016 and 2016-2017, there was an increase in both the number of crisis calls answered and clients served as reported by state-funded domestic violence agencies.


**Reporting change occurred July 2015, which may have resulted in a decrease in numbers.

2016-2017 Statistical Brief



Based on data from sexual assault state grantees reported July 2016-June 2017

The NC Council for Women and Youth Involvement compiles semi-annual client services statistical data for domestic violence and sexual assault services utilized by women, men, and children seeking support, information, counseling and advocacy.



Clients Served* 9,453

*Number of individuals served in person over 6-month period.

Gender



Age


Minors 0-17 (3,037) 35%

Adults 18+ (5,668) 65%

253,011
Volunteer
Hours

172

Human Trafficking
Victims Served



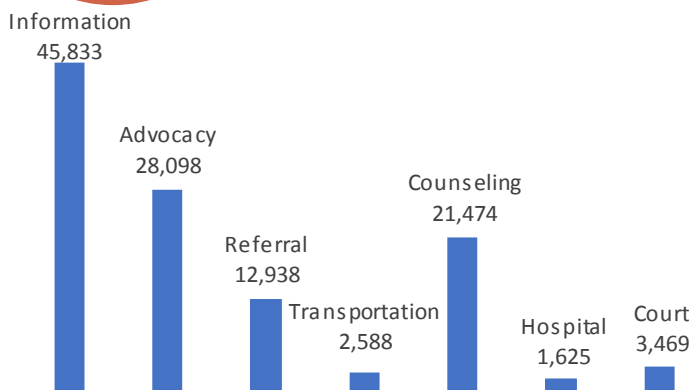
DID YOU KNOW?

Most victims know their perpetrator:

- 32% of victims were assaulted by a relative
- 27% of victims were assaulted by an acquaintance
- 15% of victims were assaulted by a Boy/Girlfriend

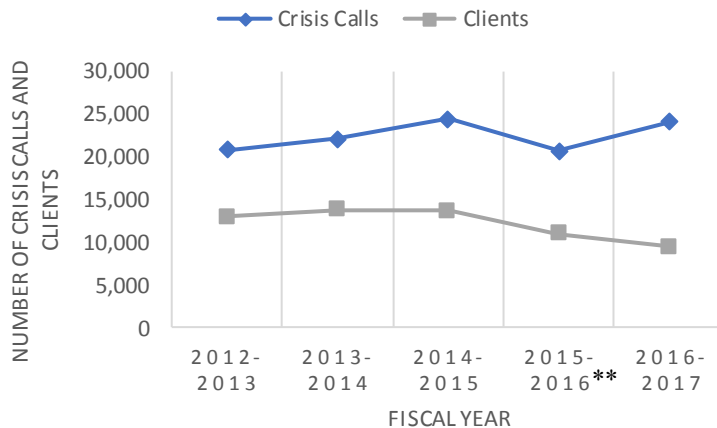
What do grantees provide to victims of sexual assault?

- ◇ Over 5,800 educational presentations & professional trainings conducted
- ◇ 2,841 support groups provided
- ◇ 16% of the support groups were for children



Services Provided by Sexual Assault Agencies

Information (40%) and Advocacy (24%) make up over 60% of the total services provided by sexual assault agencies.



Sexual Assault Crisis Calls & Clients over 5 years

Between fiscal year 2015-2016 and 2016-2017, there was an increase in crisis calls answered and a slight decrease in the number of clients served as reported by state-funded agencies. Often, sexual assault is underreported.

**Reporting change occurred July 2015, which may have resulted in a decrease in numbers.