


2007 Regional Roads Transportation Infrastructure Inventory

Prepared for: 21st Century Study Committee

Prepared by: Bob Morgan

January 16, 2008






Regional Roads Committee

Cabarrus • Catawba • Chester • Cleveland • Gaston • Iredell • Lancaster • Lincoln • Mecklenburg • Rowan • Stanly • Union • York

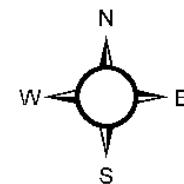
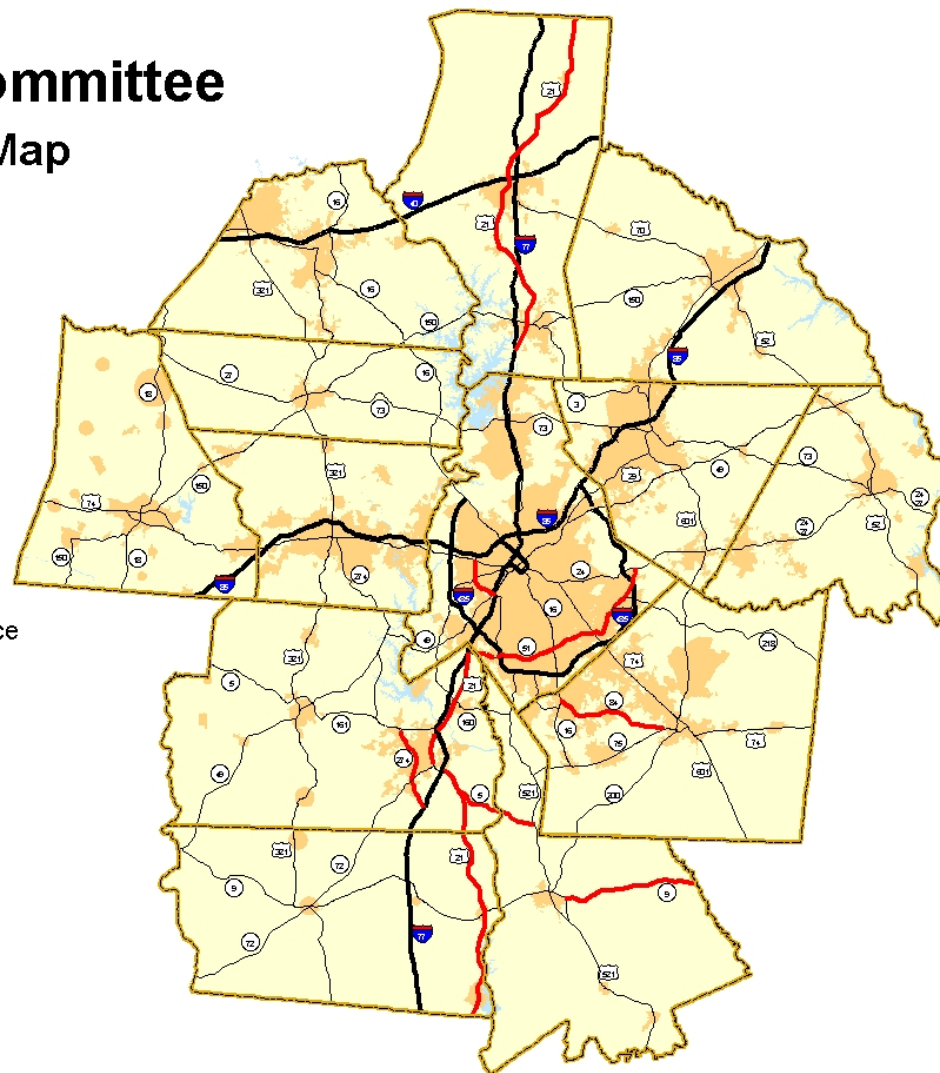
Regional Roads Committee


2007 Regional Road Map

-  Interstate
-  Other Roads of Regional Significance
-  2007 Additional Regional Roads

-  Municipality
-  County Boundary

0 5 10 20
Miles






Process


1. Developed Regional RoadsTransportation Infrastructure Inventory in 2000
 - Identified and contact agencies/staff to peer review
 - Identified roads of regional significance
 - Identified capacity projects for the roads
 - Compiled data on transit plans, operations, and activities in region
2. Updated Regional RoadsTransportation Infrastructure Inventory in 2007
 - All of the above
 - Reviewed and updated roads
 - Assessed 2000 Inventory

2000 Regional Roads Transportation Infrastructure Inventory for North Carolina (10 counties)




- 41 projects
- \$3.8 billion total cost
- \$2.9 billion needed to complete
- \$1.5 billion unfunded

2007 Regional Roads Transportation Infrastructure Inventory for North Carolina (10 counties)



- 9 completed projects
- 12 unfunded projects
- 20 projects underway
- \$5.6 billion total cost
- \$4.1 billion still needed to complete
- \$2.3 billion unfunded
- \$0.8 billion in toll funding
- \$1.0 billion in TIP funding

2007 Regional Roads Transportation Infrastructure Inventory for South Carolina (3 counties)




2000 Status

- 13 Projects
- \$300 million total cost
- All funded

2007 Status


- 8 complete
- 3 under construction
- 2 unfunded
- \$110 million unfunded

Issues Affecting Transportation



- Accelerating population growth
 - 2007 Charlotte region population: 1.6 million
 - 2030 projected population: 4.5 million
 - Union County is growing at twice the rate of the 1990s
 - York County added 40,000 people in six years
- Flat gas tax revenues
- Advent of Toll Road Authority in NC
- Congestion is modifying behavior
- Sharp increases in road building costs


Costs Have Increased and Funds Have Decreased



- NC Construction Cost Index increased 43%
- Funds for regional projects in NC-RRC Region decreased 11%

Year	2000	2006
Construction Cost Index	100	143
Regional Road Funding in Current NCDOT TIP	\$1.57 billion	\$1.40 billion

Examples of Cost Increases Between 2000-2006





- Monroe Bypass: \$132 million to \$183 million
- NC 16: \$132 million to \$146 million
- Dave Lyle Blvd: \$56 million to \$100 million
(estimate several years old)

Regional Roads Committee

2000 - 2007 Changes

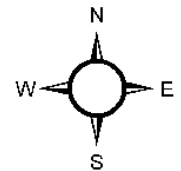
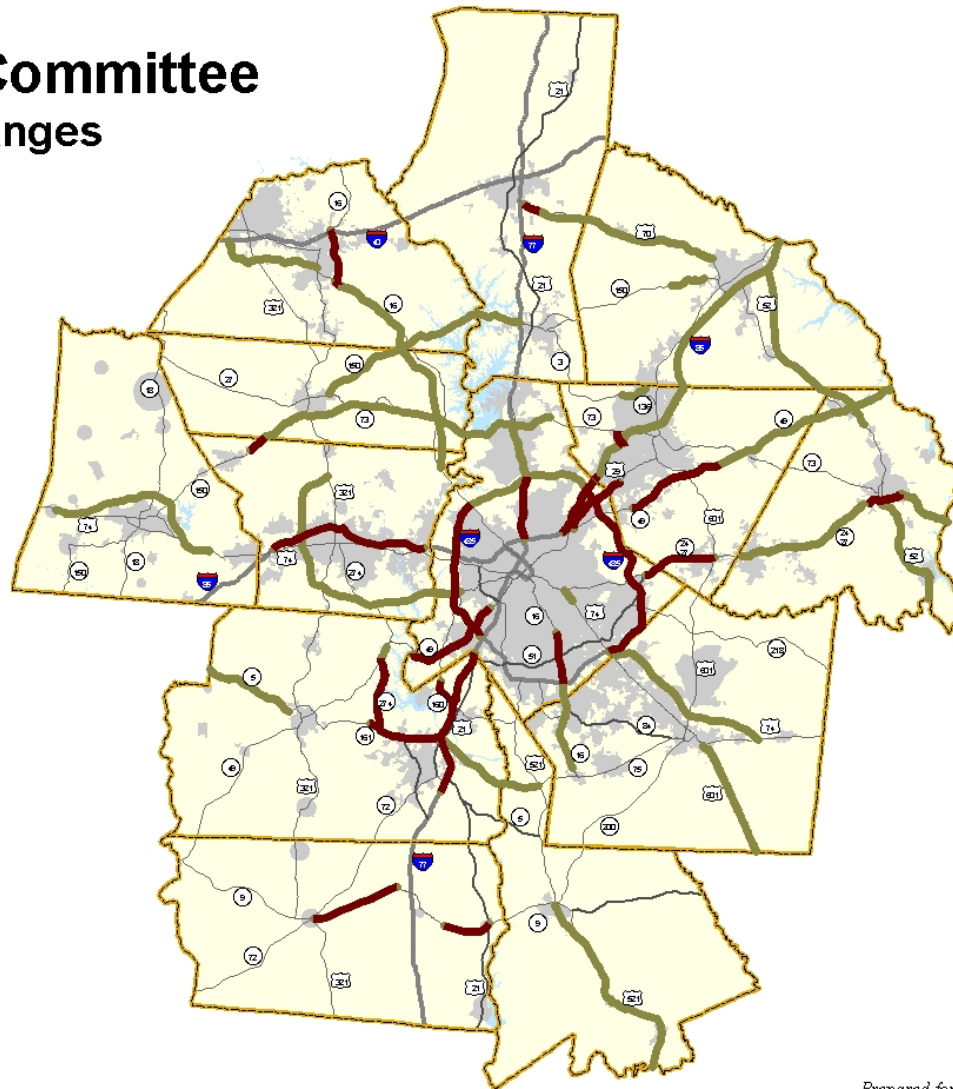
Road Projects

-  Completed*
-  2000 Needs*

-  Municipality
-  County Boundary

* Based on 2000 BCRTS report project list,
MPO LRTP 2020 project lists, and latest
State TIPs

0 5 10 20
Miles





Regional Roads Committee

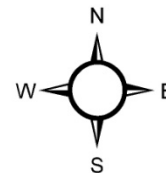
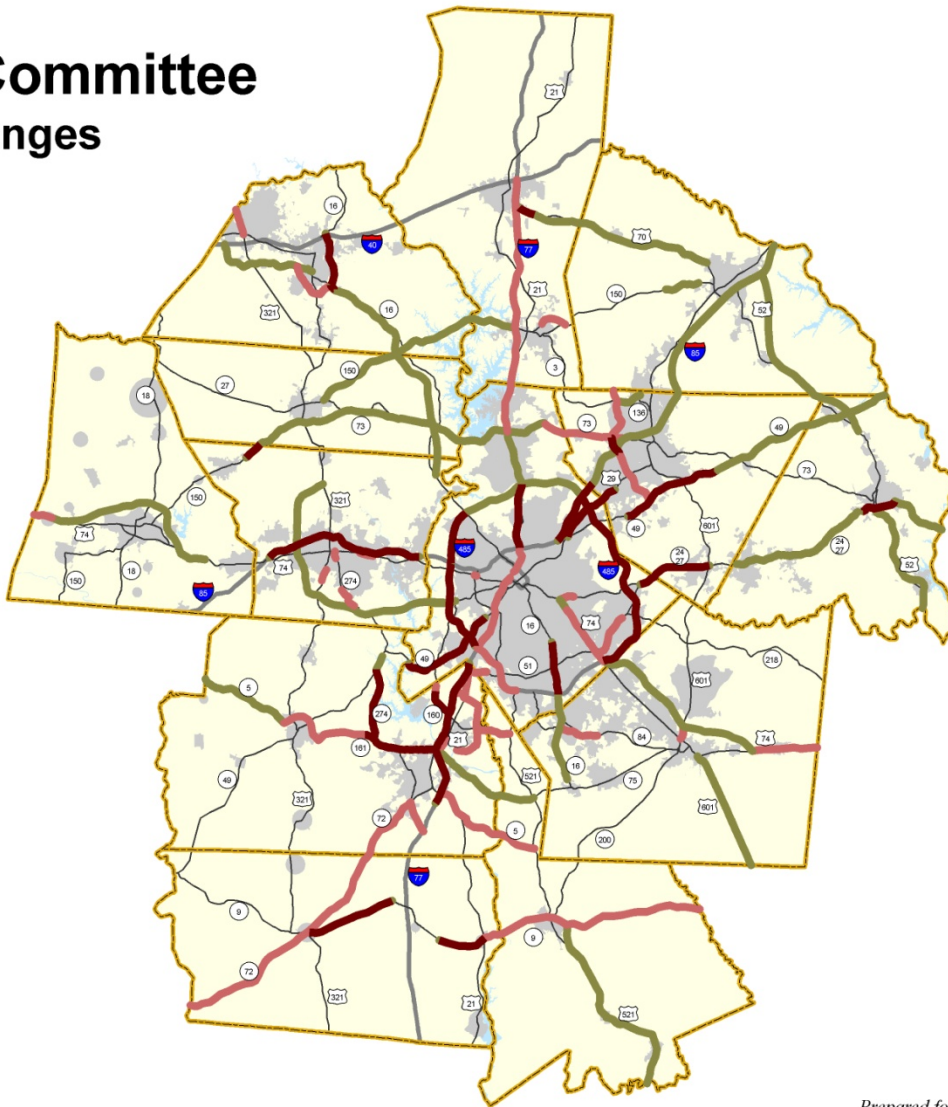

2000 - 2007 Changes

Road Projects

- Completed*
- 2000 Needs*
- 2007 Needs*

 Municipality
 County Boundary

* Based on 2000 BCRTS report project list, MPO LRTP 2020 project lists, and latest State TIPs



Regional Roads Committee



Highway Needs Map

Roadways

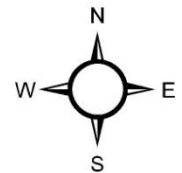
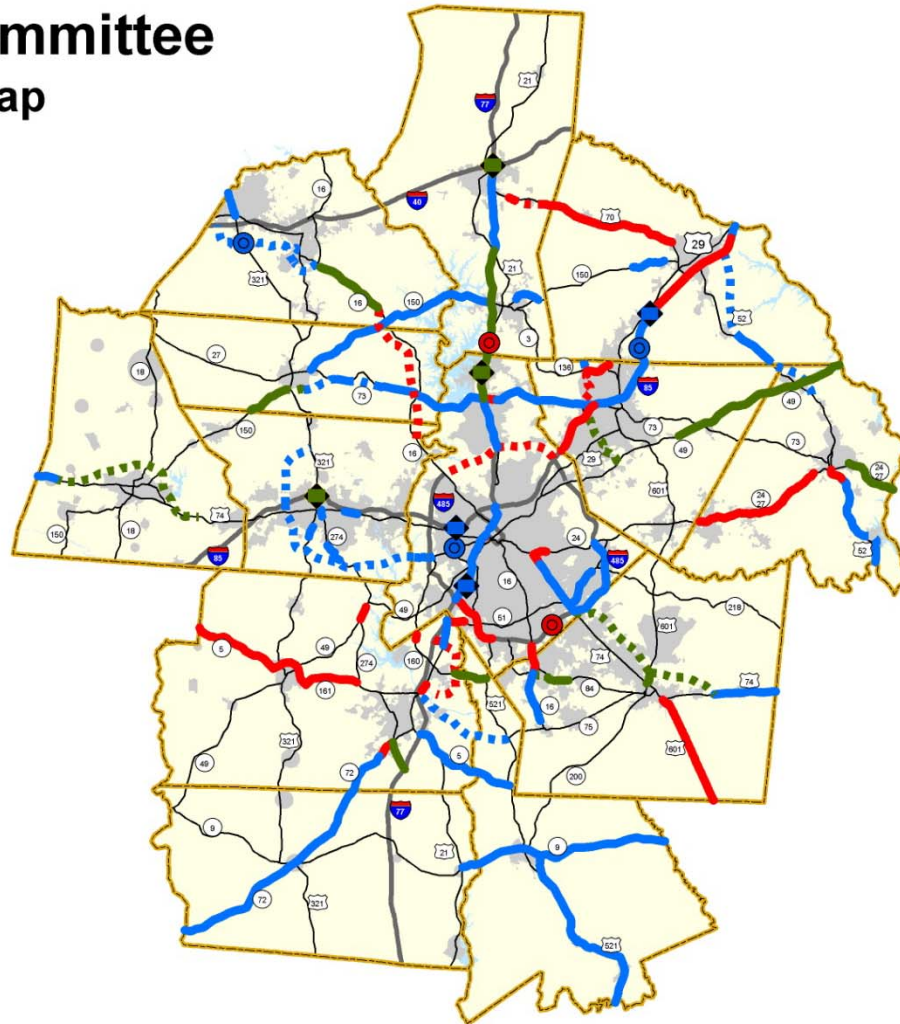
-  Funded Improvement
-  Partially Funded Improvement
-  Unfunded Improvement
-  Funded New Road
-  Partially Funded New Road
-  Unfunded New Road

Interchanges


-  Partially Funded Improvement
-  Unfunded Improvement
-  Funded New
-  Unfunded New

-  Municipality
-  County Boundary

0 5 10 20 Miles



Total Regional Roads Committee Study Area Needs



2000

- 54 projects
- **\$3.1 billion to complete**
- \$1.6 billion funded
- **\$1.5 billion unfunded**

2007

- 92 projects
- **\$6.7 billion to complete**
- \$2.1 billion funded (see note)
- **\$4.6 billion unfunded**

Note: \$1.3 billion funded through TIP and local sources. \$0.8 billion funded through Toll Authority.