






















Handout 1: North Carolina's Resource Allocation System Distributes Dollars and Positions Using 37 Different Allotments

State Allotments – 37 Total \$8.4 Billion Allotted in 2014–15 School Year

Base Allotments	Grant/Application	Student Characteristics	LEA Characteristics		
Used to procure the materials, staffing, contracts, and services meant to support all students and district-wide activities.	Provide funding in various categories. Require an application and selection process.	Provide funding to LEAs for populations of students with certain characteristics.	Provide funding to LEAs based on district size or wealth.		
<div>PRC: 001</div> <div>Classroom Teachers</div> <div>No. LEA Received: 115</div> <div></div>	<div>PRC: 025</div> <div>Indian Gaming Fund</div> <div>No. LEA Received: 32</div> <div></div>	<div>PRC: 029</div> <div>Behavioral Support</div> <div>No. LEA Received: 114</div> <div></div>	<div>PRC: 043</div> <div>Child & Family Support</div> <div>Teams: Social Workers</div> <div>No. LEA Received: 21</div> <div></div>	<div>PRC: 024</div> <div>Disadvantaged Student</div> <div>Supplemental Funding</div> <div>No. LEA Received: 115</div> <div></div>	<div>PRC: 019</div> <div>Small County</div> <div>Supplemental Funding</div> <div>No. LEA Received: 27</div> <div></div>
<div>PRC: 002</div> <div>Central Administration</div> <div>No. LEA Received: 115</div> <div></div>	<div>PRC: 027</div> <div>Teacher Assistants</div> <div>No. LEA Received: 115</div> <div></div>	<div>PRC: 030</div> <div>Digital Learning</div> <div>No. LEA Received: 47</div> <div></div>	<div>PRC: 055</div> <div>Learn and Earn</div> <div>No. LEA Received: 64</div> <div></div>	<div>PRC: 032</div> <div>Children w/ Special Needs</div> <div>No. LEA Received: 115</div> <div></div>	<div>PRC: 031</div> <div>Low Wealth</div> <div>No. LEA Received: 78</div> <div></div>
<div>PRC: 003</div> <div>Non-instructional Support</div> <div>No. LEA Received: 115</div> <div></div>	<div>PRC: 034</div> <div>Academically & Intellectually Gifted</div> <div>No. LEA Received: 115</div> <div></div>	<div>PRC: 039</div> <div>School Resource Officer</div> <div>No. LEA Received: 52</div> <div></div>	<div>PRC: 066</div> <div>Assistant Principal</div> <div>Interns: Principal Fellows</div> <div>No. LEA Received: 20</div> <div></div>	<div>PRC: 054</div> <div>Limited English Proficiency</div> <div>No. LEA Received: 101</div> <div></div>	
<div>PRC: 005</div> <div>School Building Administration</div> <div>No. LEA Received: 115</div> <div></div>	<div>PRC: 036</div> <div>Charter Schools</div> <div>No. Received: 149</div> <div></div>	<div>PRC: 040</div> <div>After School Quality Improvement Grant</div> <div>No. LEA Received: 15</div> <div></div>	<div>PRC: 067</div> <div>Assistant Principal</div> <div>Interns: MSA Students</div> <div>No. LEA Received: 16</div> <div></div>	<div>PRC: 069</div> <div>At Risk Student Services/ Alternative Schools</div> <div>No. LEA Received: 115</div> <div></div>	
<div>PRC: 007</div> <div>Instructional Support</div> <div>No. LEA Received: 115</div> <div></div>	<div>PRC: 056</div> <div>Transportation</div> <div>No. LEA Received: 115</div> <div></div>	<div>PRC: 041</div> <div>Panic Alarms Improvement Grant</div> <div>No. LEA Received: 63</div> <div></div>	<div>PRC: 042</div> <div>Child and Family Support Teams: Nurses</div> <div>No. LEA Received: 21</div> <div></div>	<div>PRC: 063</div> <div>Children with Special Needs: Special Funds</div> <div>No. LEA Received: 87</div> <div></div>	
<div>PRC: 012</div> <div>Driver Training</div> <div>No. LEA Received: 115</div> <div></div>	<div>PRC: 061</div> <div>Classroom Materials & Instructional Supplies</div> <div>No. LEA Received: 115</div> <div></div>				
<div>PRC: 013</div> <div>Career & Tech Ed (Employment)</div> <div>No. LEA Received: 115</div> <div></div>	<div>PRC: 073</div> <div>School Connectivity</div> <div>No. LEA Received: 115</div> <div></div>				
<div>PRC: 014</div> <div>Career & Tech Ed (Program Support)</div> <div>No. LEA Received: 115</div> <div></div>	<div>PRC: 085</div> <div>mClass Reading 3D</div> <div>No. LEA Received: 78</div> <div></div>				
<div>PRC: 015</div> <div>School Technology Fund</div> <div>No. LEA Received: 115</div> <div></div>	<div>PRC: 120</div> <div>LEA Financed Purchase of School Buses</div> <div>No. LEA Received: 94</div> <div></div>				
<div>PRC: 016</div> <div>Summer Reading Camps</div> <div>No. LEA Received: 115</div> <div></div>	<div>PRC: 130</div> <div>Textbooks</div> <div>No. LEA Received: 115</div> <div></div>				

Resource Type

Position Allotment



Dollar Allotment



Resource Type

Position
Allotment

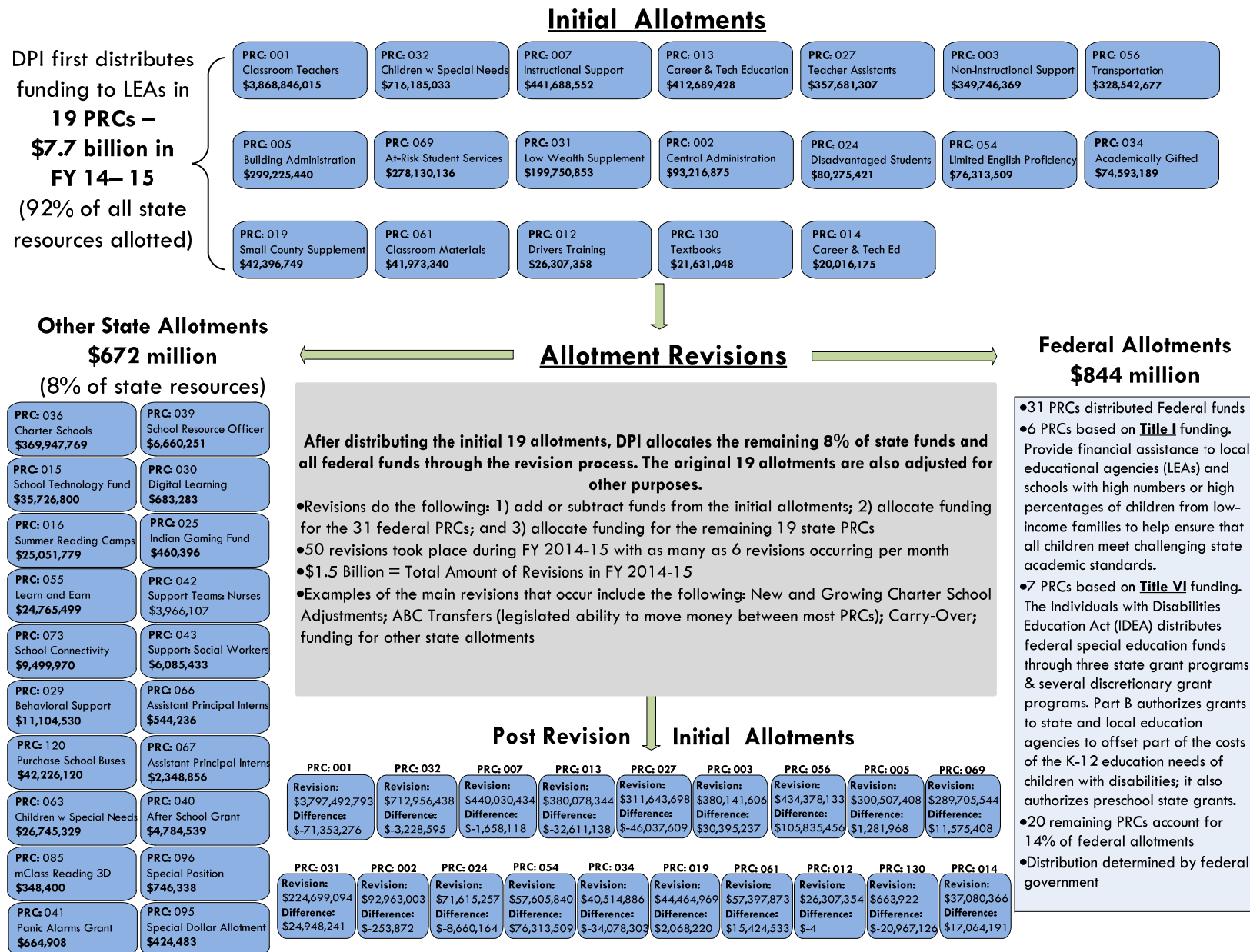


Dollar
Allotment



Note: The exhibit includes carryover funds from Fiscal Year 2014–15 for the Indian Gaming allotment, which is why only 32 LEAs received funds through PRC 025. 2015–16 Indian Gaming funds were provided as part of the Textbook allotment. PRC 055 provides funds for the Cooperative Innovate High Schools program.

Handout 2: The Allotment System Consists of the Initial Allotments—Which Account for 92% of Allotted State Funds—and a Series of Revisions to Modify the Initial Allotments and to Distribute Other State and Federal Funds

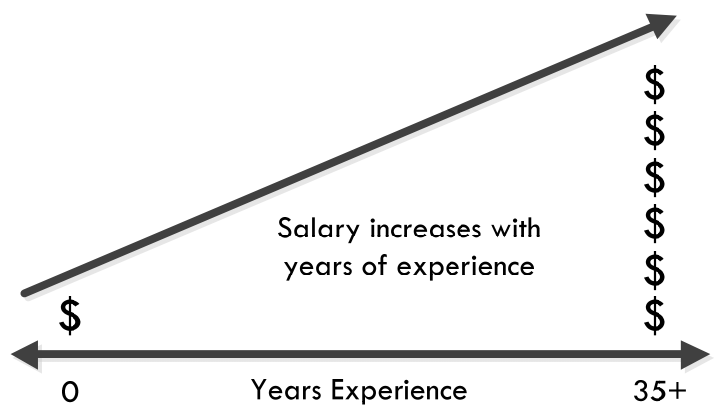


Handout 3: State Teacher Salary is Determined by a Combination of Experience, Education, and National Board Certification

3 Factors Influence Resources Allotted to LEAs

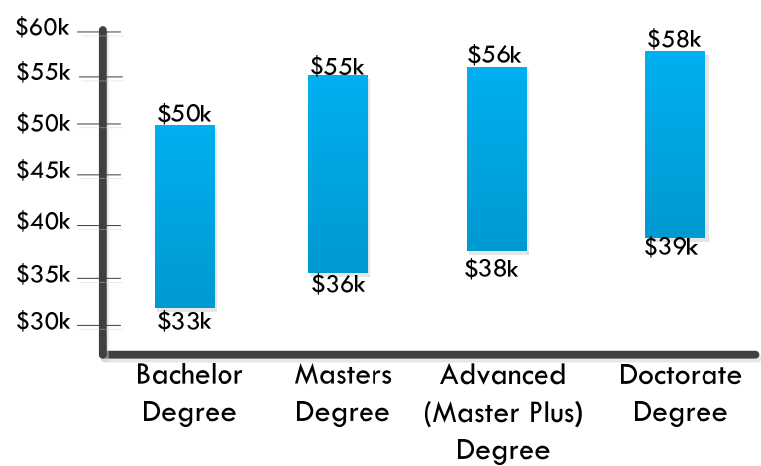
Experience

Teacher pay is commensurate with teaching experience



Education

A teacher's level of education affects earnings



Credentials

Teachers with National Board Certification earn more

National Board Certified Teacher



Licensed teachers who have National Board for Professional Teaching Standards Certification earn a salary supplement each month of 12% of their monthly salary on the "A" salary schedule.

Handout 4: Hypothetical Example of How a Weighted Student Formula Would Work for Students with Different Characteristics


Weighted Student Formula Components


Base Amount
Covers the costs associated with educating a general student


Weights
Student characteristics provide additional funding relative to the base amount


Base	Weights	
Base value derived from the cost of a basic education for a general 9-12 grade student: \$100	Grade	Value
	K-3	.1
	3-5	.2
	6-8	.3
	Student Characteristics	Value
	Limited English Proficiency	.4
	At-risk Students	.5
	Children with Disabilities	.6

Operationalizing the Weighted Student Formula Using 3 Hypothetical Students



Student 1
General 10th
Grade Student


= $\text{Base } \$100 \rightarrow$  **Distributed to district or charter school as dollars**


Student 2
Second Grade Student
with Learning Disabilities

= $\text{Base } \$100 + \text{K-3 Grade Weight } \$10 + \text{Children With Disabilities Weight } \$60 = \text{Weighted Per Student Amount } \$170 \rightarrow$  **Distributed to district or charter school as dollars**

or $(\$100 \times .1)$ or $(\$100 \times .6)$


Student 3
Middle School Student
classified as being at-risk
and having limited English
proficiency

= $\text{Base } \$100 + \text{6-8 Grade Weight } \$30 + \text{Limited English Proficiency Weight } \$40 + \text{At-Risk Student Weight } \$50 = \text{Weighted Per Student Amount } \$220 \rightarrow$  **Distributed to district or charter school as dollars**

or $(\$100 \times .3)$ or $(\$100 \times .4)$ or $(\$100 \times .5)$