



House Select Committee on High Speed Internet in Rural Areas

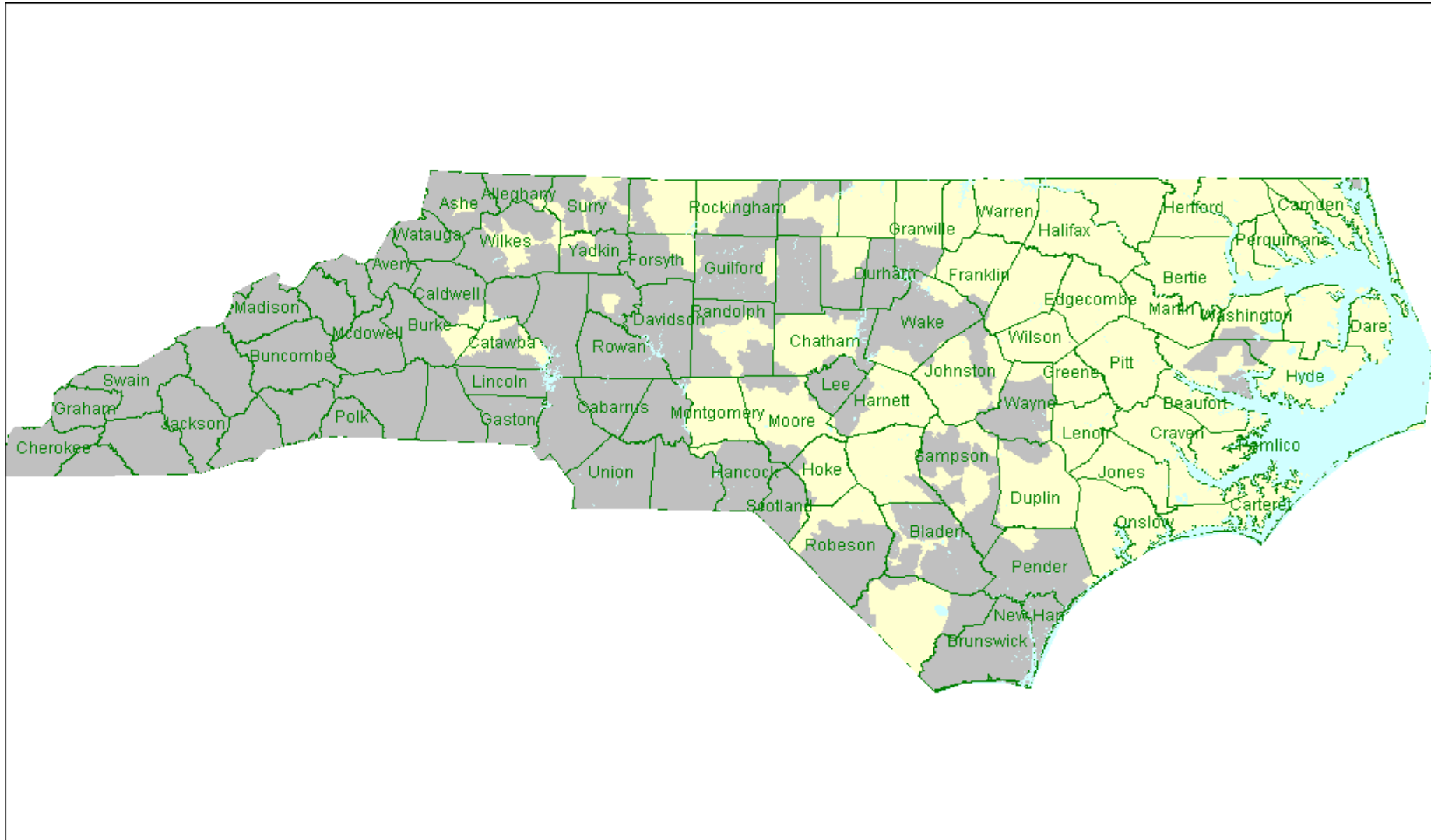
Jon Hamm, EMBARQ

Manager - Community Development and Public Affairs

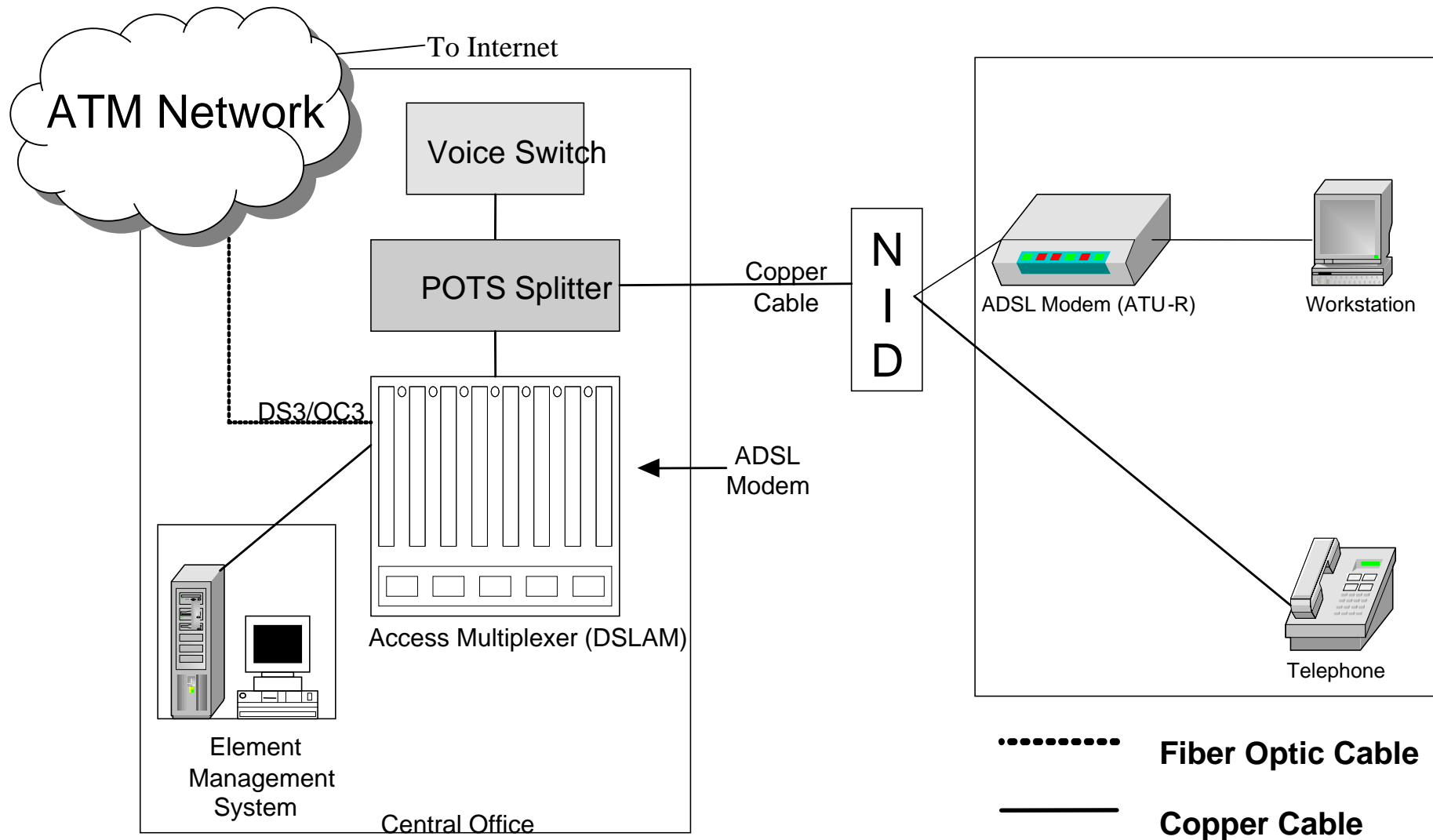
April 8, 2008

Voice | Data | Internet | Wireless | Entertainment

EMBARQ in North Carolina



EMBARQ ADSL Design





HSI Overview

EMBARQ™ HIGH-SPEED INTERNET					
Features	Basic \$19.95*	Preferred \$24.95*	Premium \$29.95*	Premier \$39.95*	MAX \$54.95*
Download Speed	768Kbps	1.5Mbps	3Mbps	5Mbps	10Mbps
Upload Speed	384Kbps	512Kbps	684Kbps	768Kbps	896Kbps
Dial-Up Comparison	13 x Faster	25 x Faster	50 x Faster	85 x Faster	175 x Faster
Modem	FREE	FREE	FREE	FREE	FREE
Computer Security Package	FREE	FREE	FREE	FREE	FREE
Free Email Addresses	8	8	8	8	8
Email Storage	Unlimited	Unlimited	Unlimited	Unlimited	Unlimited
24/7 Technical Support					
For Households Who...	Check Email Browse Occasionally	Go Online Daily Instant Message Share Photos Shop Online	Work from Home Download Music & Video Support Multiple Users	Play Online Games Download Movies	Want Maximum Speed for Multi-media Applications



High Speed Internet Access in EMBARQ

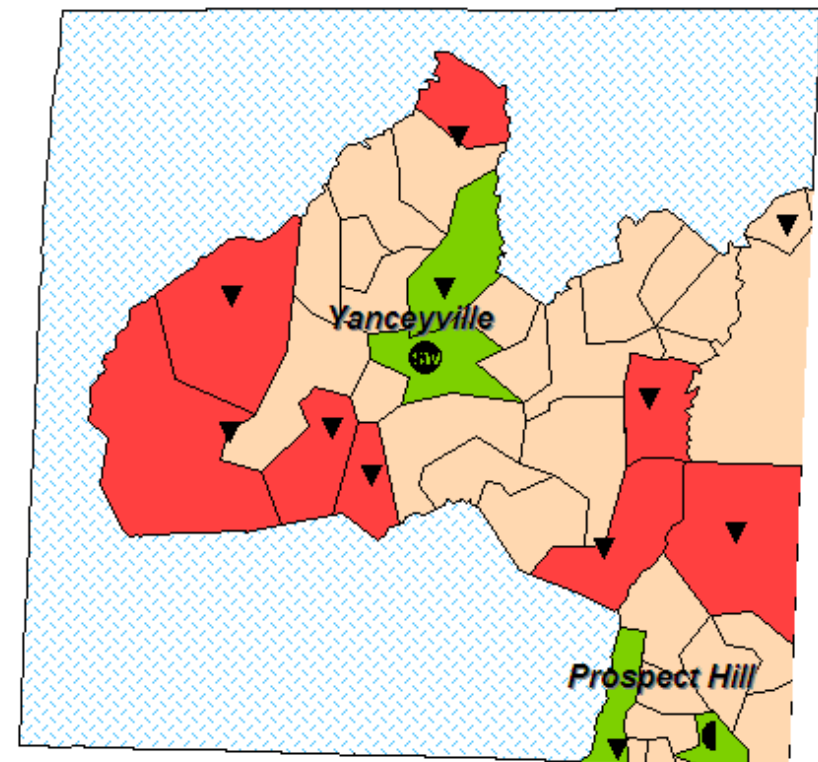
- ▶ Data as of 12/31/07
- ▶ EMBARQ serves 186 communities
- ▶ EMBARQ serves all or part of 67 counties
- ▶ 74.1% of EMBARQ customers have high speed access available
- ▶ 82.6% of EMBARQ customers in six largest communities have high speed access available
- ▶ However, the percentage of customers purchasing high speed access is HIGHER in the smaller communities

CaswellCounty



Embarq Access lines = 4325
HSI Lines Capable = 2732 / 63%
Add'l Potential lines = 1246 / 92%

-  Existing Embarq HSI
-  Opportunities for Embarq HSI Deployment
-  Embarq Service Territory with Limited Opportunity for Deployment
-  Non-Embarq Territory

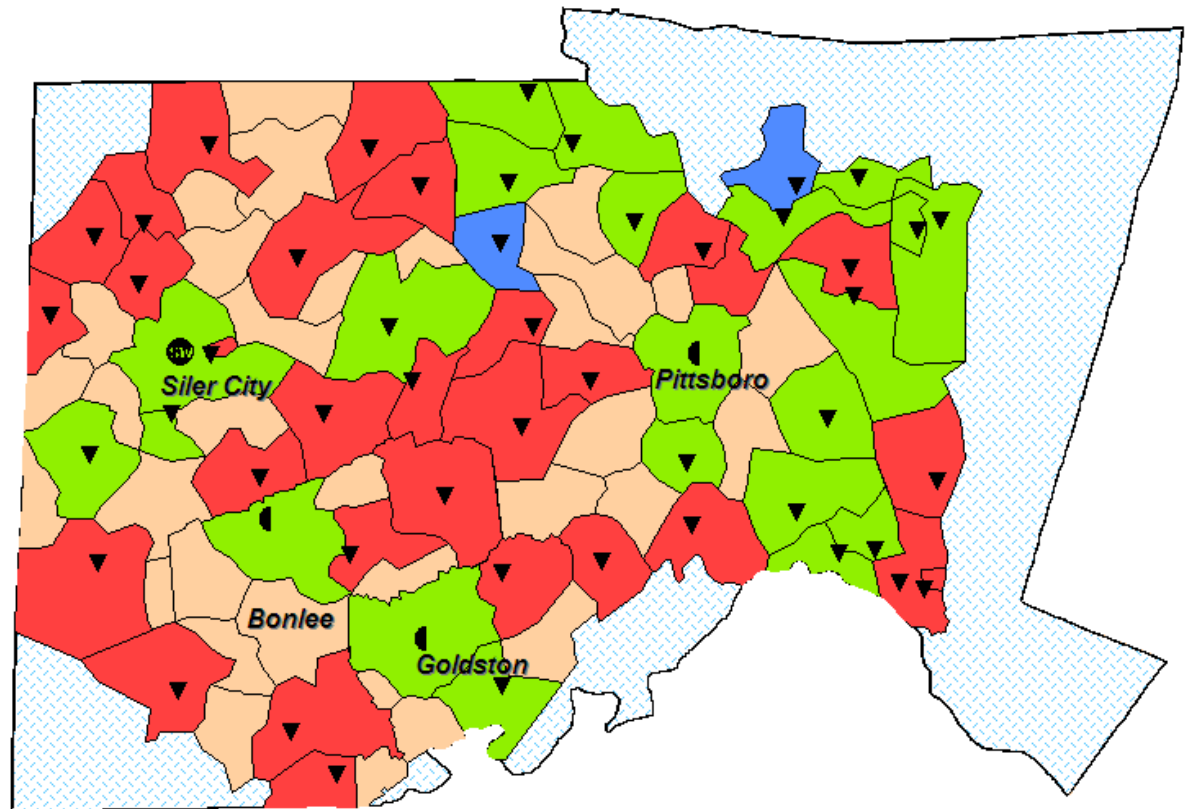






Areas of HSI coverage and available data speed rate can vary due to location (loop length) of the customer from the HSI serving device.

ChathamCounty



Embarq Access lines = 20670
HSI Lines Capable = 14201 / 69%
Add'l Potential lines = 4794 / 92%



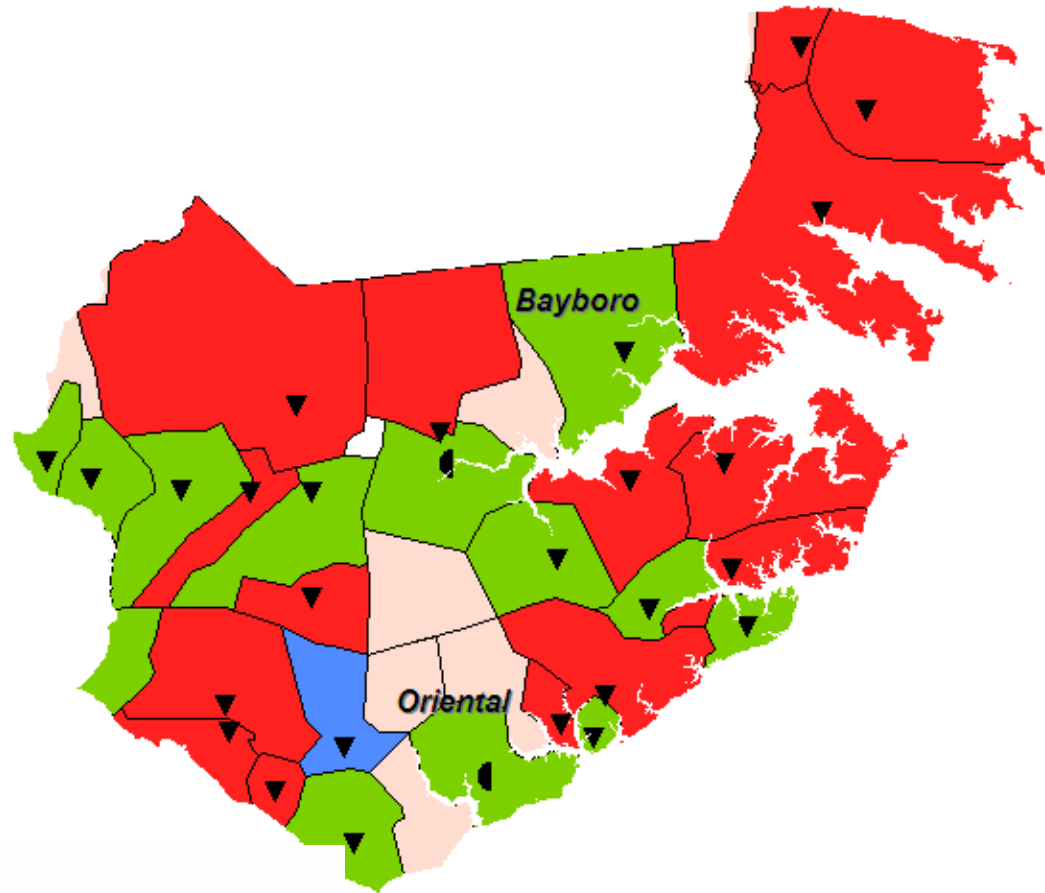
-  Existing Embarq HSI
-  Planned Embarq HSI Deployment
-  Opportunities for Embarq HSI Deployment
-  Embarq Service Territory with Limited Opportunity for Deployment
-  Non-Embarq Territory

Areas of HSI coverage and available data speed rate can vary due to location (loop length) of the customer from the HSI serving device.

PamlicoCounty



Embarq Access lines = 6887
HSI Lines Capable = 4866 / 71%
Add'l Potential lines = 1722 / 96%






-  Existing Embarq HSI
-  Planned Embarq HSI Deployment
-  Opportunities for Embarq HSI Deployment
-  Embarq Service Territory with Limited Opportunity for Deployment

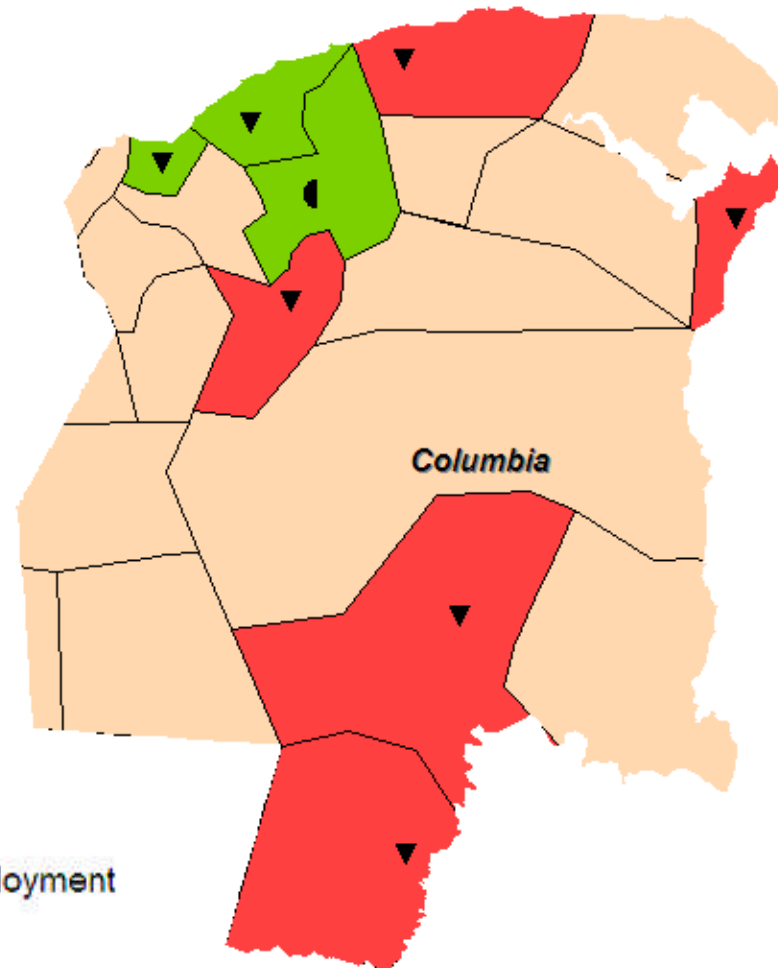
Areas of HSI coverage and available data speed rate can vary due to location (loop length) of the customer from the HSI serving device.

TyrellCounty



Embarq Access lines = 1838
HSI Lines Capable = 1286 / 70%
Add'l Potential lines = 437 / 94%

-  Existing Embarq HSI
-  Opportunities for Embarq HSI Deployment
-  Embarq Service Territory with Limited Opportunity for Deployment



Areas of HSI coverage and available data speed rate can vary due to location (loop length) of the customer from the HSI serving device.



QUESTIONS?