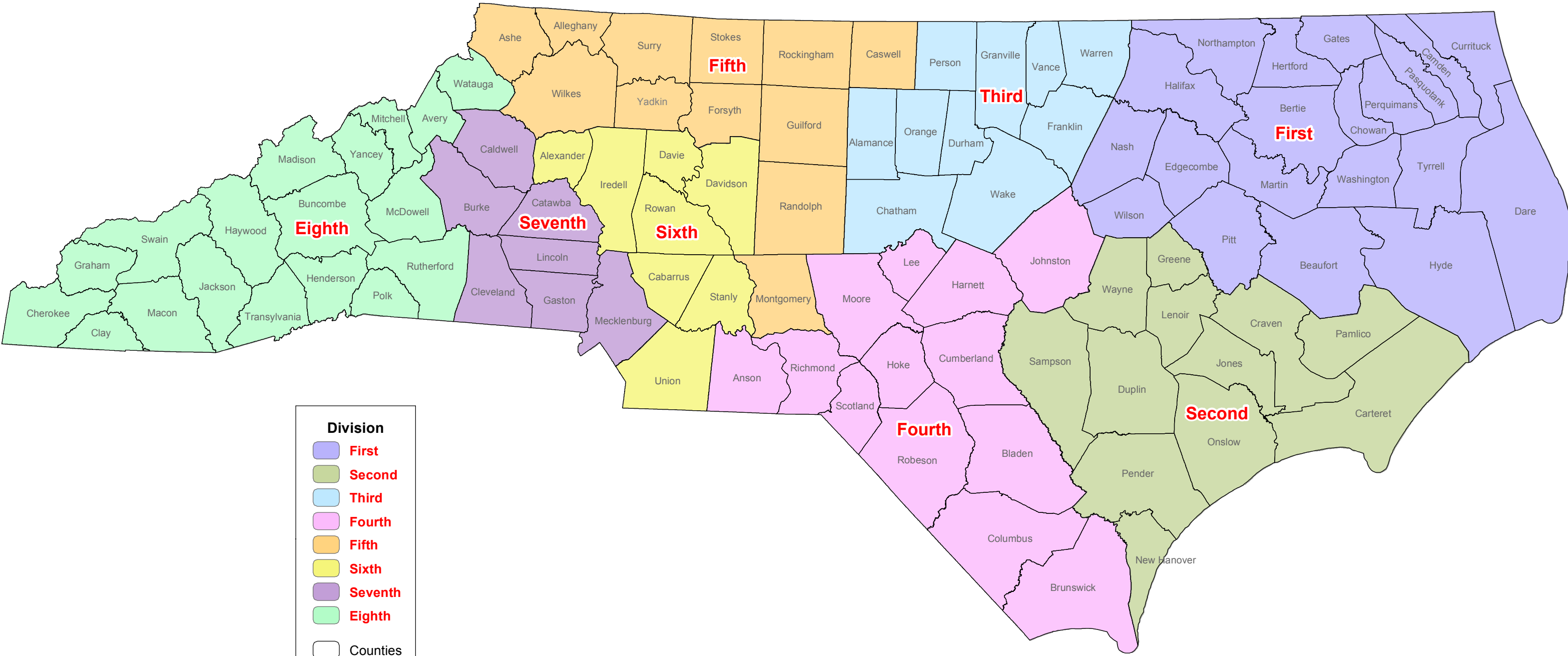



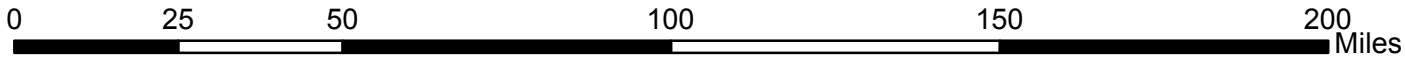

# G.S. 7A-41, Judicial Divisions, Effective 1/1/19



**Division**

- First**
- Second**
- Third**
- Fourth**
- Fifth**
- Sixth**
- Seventh**
- Eighth**

**Counties**



	2010 Census		US Senate 2010: Marshall-Burr-Beitler								US President 2012: Obama-Romney-Johnson							
District	Total Pop	18+ Pop	Dem	Dem %	Rep	Rep %	Lib	Lib %	Write-In	Write-In %	Dem	Dem %	Rep	Rep %	Lib	Lib %	Write-In	Write-In %
1	768,775	593,256	111,469	49.06%	112,238	49.40%	3,412	1.50%	79	0.03%	197,581	53.52%	168,516	45.65%	2,540	0.69%	512	0.14%
2	951,343	731,848	94,753	37.70%	151,819	60.41%	4,622	1.84%	140	0.06%	172,238	42.34%	230,221	56.59%	3,573	0.88%	782	0.19%
3	1,743,410	1,318,115	282,861	53.00%	238,954	44.77%	11,638	2.18%	255	0.05%	535,376	58.37%	369,812	40.32%	10,249	1.12%	1,727	0.19%
4	1,240,683	923,995	135,691	43.58%	169,939	54.58%	5,564	1.79%	140	0.04%	248,800	47.82%	266,189	51.16%	4,254	0.82%	1,035	0.20%
5	1,393,244	1,066,474	150,043	39.43%	222,000	58.35%	8,243	2.17%	199	0.05%	312,177	46.87%	346,404	52.01%	6,291	0.94%	1,181	0.18%
6	979,069	725,072	78,733	29.90%	178,400	67.74%	6,101	2.32%	116	0.04%	153,415	33.79%	294,884	64.94%	4,731	1.04%	1,039	0.23%
7	1,630,356	1,230,529	178,296	43.41%	223,779	54.48%	8,469	2.06%	183	0.04%	377,049	50.03%	367,682	48.79%	7,257	0.96%	1,619	0.21%
8	828,603	664,559	109,854	40.03%	156,953	57.19%	7,505	2.73%	151	0.06%	174,657	43.07%	223,645	55.16%	5,553	1.37%	1,624	0.40%
Totals:	9,535,483	7,253,848	1,141,700	43.04%	1,454,082	54.82%	55,554	2.09%	1,263	0.05%	2,171,293	48.33%	2,267,353	50.47%	44,448	0.99%	9,519	0.21%

G.S. 7A-41, Judicial Divisions, Effective 1/1/19: Governor 2012, Lt Governor 2012, US Senate 2014

	Governor 2012: Dalton-McCrory-Howe								Lieutenant Governor 2012: Coleman-Forest				US Senate 2014: Tillis-Hagan-Haugh							
District	Dem	Dem %	Rep	Rep %	Lib	Lib %	Write-In	Write-In %	Dem	Dem %	Rep	Rep %	Rep	Rep %	Dem	Dem %	Lib	Lib %	Write-In	Write-In %
1	190,829	52.13%	169,133	46.20%	6,056	1.65%	59	0.02%	204,702	56.84%	155,464	43.16%	109,524	45.75%	122,428	51.14%	7,142	2.98%	305	0.13%
2	157,117	38.98%	237,548	58.93%	8,328	2.07%	110	0.03%	176,902	44.81%	217,851	55.19%	145,069	54.39%	109,859	41.19%	11,285	4.23%	497	0.19%
3	479,737	52.79%	405,145	44.59%	23,520	2.59%	297	0.03%	525,610	59.05%	364,487	40.95%	236,005	38.42%	359,438	58.51%	17,930	2.92%	937	0.15%
4	233,222	45.27%	271,886	52.77%	9,947	1.93%	157	0.03%	260,495	51.59%	244,484	48.41%	167,112	50.16%	151,849	45.58%	13,675	4.10%	523	0.16%
5	278,672	42.07%	369,677	55.81%	13,833	2.09%	182	0.03%	310,844	48.01%	336,649	51.99%	219,620	51.16%	193,713	45.12%	15,187	3.54%	795	0.19%
6	120,353	26.60%	324,140	71.64%	7,888	1.74%	86	0.02%	153,239	34.76%	287,567	65.24%	180,621	62.67%	93,037	32.28%	13,704	4.76%	831	0.29%
7	301,206	40.22%	434,720	58.05%	12,771	1.71%	185	0.02%	364,368	49.95%	365,097	50.05%	214,767	47.79%	216,971	48.28%	16,741	3.72%	962	0.21%
8	164,134	40.89%	224,975	56.05%	12,169	3.03%	115	0.03%	177,861	45.47%	213,292	54.53%	144,116	51.35%	123,008	43.83%	13,115	4.67%	401	0.14%
Totals:	1,925,270	43.18%	2,437,224	54.67%	94,512	2.12%	1,191	0.03%	2,174,021	49.88%	2,184,891	50.12%	1,416,834	48.84%	1,370,303	47.23%	108,779	3.75%	5,251	0.18%

	US President 2016: Trump-Clinton-Johnson								US Senate 2016: Burr-Ross-Haugh						Governor 2016: Cooper-McCrory-Cecil					
District	Rep	Rep %	Dem	Dem %	Lib	Lib %	Write-In	Write-In %	Rep	Rep %	Dem	Dem %	Lib	Lib %	Dem	Dem %	Rep	Rep %	Lib	Lib %
1	172,255	47.22%	182,398	50.00%	7,330	2.01%	2,809	0.77%	172,920	47.99%	178,511	49.54%	8,931	2.48%	185,643	51.29%	171,418	47.36%	4,908	1.36%
2	244,065	57.37%	166,296	39.09%	10,959	2.58%	4,136	0.97%	242,548	57.81%	161,050	38.38%	15,996	3.81%	173,772	41.22%	238,821	56.66%	8,936	2.12%
3	350,520	35.64%	586,467	59.63%	31,009	3.15%	15,570	1.58%	382,229	39.10%	566,692	57.97%	28,652	2.93%	607,101	61.90%	354,279	36.12%	19,414	1.98%
4	292,529	53.80%	233,130	42.87%	13,336	2.45%	4,788	0.88%	288,999	53.88%	229,306	42.75%	18,044	3.36%	240,511	44.64%	287,705	53.40%	10,607	1.97%
5	354,722	51.66%	306,318	44.61%	17,606	2.56%	8,013	1.17%	361,395	53.08%	296,471	43.55%	22,972	3.37%	331,288	48.54%	336,723	49.33%	14,541	2.13%
6	323,865	66.00%	148,233	30.21%	13,406	2.73%	5,231	1.07%	319,175	65.74%	143,819	29.62%	22,519	4.64%	165,250	33.85%	310,888	63.68%	12,050	2.47%
7	374,125	47.16%	384,996	48.53%	23,446	2.96%	10,692	1.35%	385,113	49.11%	367,049	46.81%	31,976	4.08%	399,238	50.65%	369,762	46.91%	19,280	2.45%
8	247,668	56.14%	172,478	39.10%	12,837	2.91%	8,158	1.85%	240,060	55.19%	176,798	40.65%	18,100	4.16%	197,578	45.21%	226,443	51.82%	12,993	2.97%
Totals:	2,359,749	49.90%	2,180,316	46.10%	129,929	2.75%	59,397	1.26%	2,392,439	51.13%	2,119,696	45.30%	167,190	3.57%	2,300,381	48.95%	2,296,039	48.86%	102,729	2.19%

	Lieutenant Governor 2016: Forest-Coleman-Cole						Attorney General 2016: Stein-Newton			
District	Rep	Rep %	Dem	Dem %	Lib	Lib %	Dem	Dem %	Rep	Rep %
1	169,576	47.64%	179,181	50.34%	7,198	2.02%	188,077	53.26%	165,039	46.74%
2	240,139	58.25%	160,125	38.84%	11,990	2.91%	176,323	43.18%	232,044	56.82%
3	381,267	39.58%	554,251	57.53%	27,815	2.89%	598,710	62.66%	356,846	37.34%
4	285,388	54.06%	228,349	43.26%	14,152	2.68%	251,514	48.06%	271,847	51.94%
5	356,480	53.25%	294,883	44.05%	18,068	2.70%	324,640	48.78%	340,937	51.22%
6	324,767	67.95%	139,496	29.18%	13,720	2.87%	166,407	35.08%	307,908	64.92%
7	394,254	50.99%	355,102	45.93%	23,826	3.08%	398,601	51.97%	368,366	48.03%
8	238,748	55.79%	173,588	40.56%	15,591	3.64%	190,583	44.96%	233,289	55.04%
Totals:	2,390,619	51.88%	2,084,975	45.25%	132,360	2.87%	2,294,855	50.20%	2,276,276	49.80%

	Dietz Seat: Dietz-Rozier				Geer Seat: Murphy-Eagles-Buie						Hunter Seat: Hunter-Jones				Stephens Seat: Berger-Stephens				Zachary Seat: Zachary-Mitchell			
District	Rep	Rep %	Dem	Dem %	Rep	Rep %	Dem	Dem %	Una	Una %	Rep	Rep %	Dem	Dem %	Rep	Rep %	Dem	Dem %	Rep	Rep %	Dem	Dem %
1	165,173	48.53%	175,194	51.47%	154,957	45.24%	173,646	50.70%	13,902	4.06%	169,736	49.54%	172,889	50.46%	157,726	46.04%	184,891	53.96%	165,765	48.82%	173,795	51.18%
2	231,514	59.49%	157,643	40.51%	216,817	55.21%	152,764	38.90%	23,148	5.89%	236,762	60.54%	154,349	39.46%	223,348	56.87%	169,362	43.13%	233,687	60.40%	153,215	39.60%
3	378,517	41.11%	542,327	58.89%	339,078	36.52%	539,645	58.13%	49,689	5.35%	388,704	42.04%	535,968	57.96%	352,545	37.74%	581,497	62.26%	386,650	42.15%	530,628	57.85%
4	272,447	54.23%	229,915	45.77%	253,896	50.22%	220,982	43.71%	30,712	6.07%	281,873	55.93%	222,145	44.07%	262,137	51.63%	245,554	48.37%	277,000	55.38%	223,191	44.62%
5	356,635	55.70%	283,671	44.30%	324,051	50.30%	283,303	43.97%	36,893	5.73%	362,991	56.45%	280,025	43.55%	340,100	52.37%	309,293	47.63%	357,288	55.91%	281,724	44.09%
6	318,039	69.73%	138,093	30.27%	293,805	63.96%	136,747	29.77%	28,801	6.27%	321,599	70.23%	136,322	29.77%	306,649	66.68%	153,222	33.32%	317,823	69.81%	137,465	30.19%
7	389,701	53.04%	345,008	46.96%	352,085	47.61%	344,323	46.56%	43,071	5.82%	394,829	53.56%	342,406	46.44%	363,058	49.14%	375,780	50.86%	383,958	52.35%	349,492	47.65%
8	238,774	58.66%	168,249	41.34%	221,999	54.12%	162,176	39.54%	26,009	6.34%	243,675	59.74%	164,247	40.26%	225,486	55.12%	183,588	44.88%	236,294	58.26%	169,298	41.74%
Totals:	2,350,800	53.54%	2,040,100	46.46%	2,156,688	48.77%	2,013,586	45.53%	252,225	5.70%	2,400,169	54.44%	2,008,351	45.56%	2,231,049	50.31%	2,203,187	49.69%	2,358,465	53.88%	2,018,808	46.12%