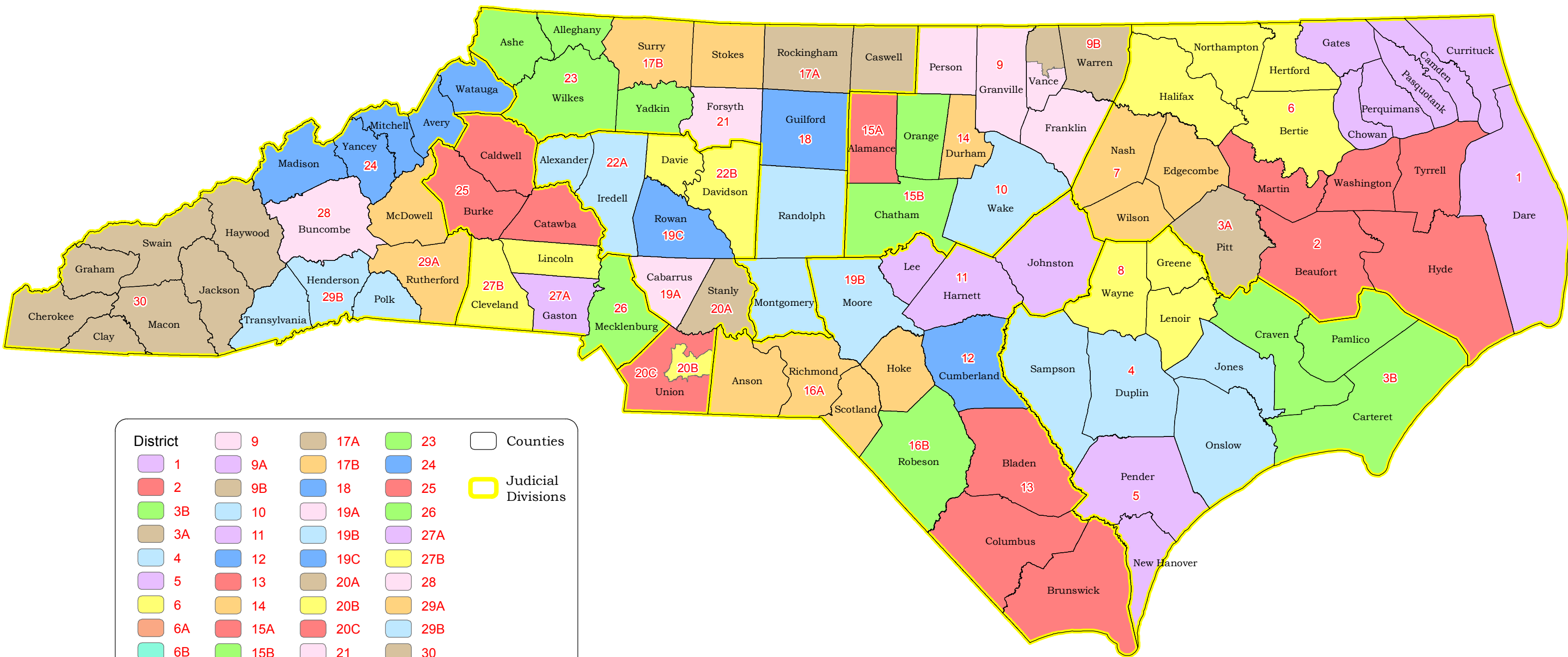
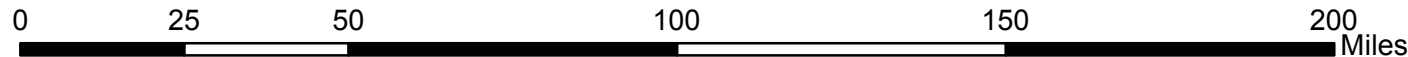



# G.S. 7A-133, District Court, Effective 1/1/19




District	9	17A	23	Counties
1	9A	17B	24	Judicial Divisions
2	9B	18	25	
3B	10	19A	26	
3A	11	19B	27A	
4	12	19C	27B	
5	13	20A	28	
6	14	20B	29A	
6A	15A	20C	29B	
6B	15B	21	30	
7	16A	22A		
8	16B	22B		



Not depicted here is one at-large judgeship in Union County, designated as district 20D.

Printed by the NC General Assembly, September 8, 2017.



	2010 Census		US Senate 2010: Marshall-Burr-Beitler								US President 2012: Obama-Romney-Johnson							
District	Total Pop	18+ Pop	Dem	Dem %	Rep	Rep %	Lib	Lib %	Write-In	Write-In %	Dem	Dem %	Rep	Rep %	Lib	Lib %	Write-In	Write-In %
1	148,551	115,423	17,353	38.82%	26,332	58.91%	998	2.23%	16	0.04%	31,806	44.49%	38,738	54.19%	831	1.16%	114	0.16%
2	95,709	74,833	14,140	43.82%	17,533	54.34%	577	1.79%	18	0.06%	21,783	46.50%	24,691	52.71%	286	0.61%	83	0.18%
3A	168,148	130,350	19,784	47.60%	21,276	51.19%	487	1.17%	19	0.05%	41,768	53.11%	36,162	45.98%	608	0.77%	110	0.14%
3B	183,118	143,986	17,393	31.26%	37,109	66.70%	1,070	1.92%	63	0.11%	31,516	35.91%	55,323	63.03%	761	0.87%	168	0.19%
4	309,861	231,568	23,305	38.18%	36,554	59.88%	1,161	1.90%	23	0.04%	41,423	40.06%	60,907	58.90%	861	0.83%	209	0.20%
5	254,884	202,582	30,952	38.50%	47,670	59.29%	1,739	2.16%	39	0.05%	58,300	45.49%	68,002	53.06%	1,477	1.15%	376	0.29%
6	122,741	95,890	21,840	62.32%	12,812	36.56%	382	1.09%	10	0.03%	38,726	67.24%	18,583	32.26%	236	0.41%	51	0.09%
7	233,626	176,760	38,352	52.09%	34,285	46.57%	968	1.31%	16	0.02%	63,498	55.42%	50,342	43.94%	579	0.51%	154	0.13%
8	203,480	153,712	23,103	42.58%	30,486	56.19%	652	1.20%	15	0.03%	40,999	46.86%	45,989	52.56%	474	0.54%	29	0.03%
9	189,121	144,351	24,875	47.25%	26,660	50.64%	1,093	2.08%	15	0.03%	42,825	49.43%	42,925	49.55%	684	0.79%	200	0.23%
9B	37,272	28,934	7,786	66.40%	3,777	32.21%	159	1.36%	4	0.03%	12,928	71.22%	5,148	28.36%	60	0.33%	16	0.09%
10	900,993	666,380	133,324	48.29%	136,132	49.31%	6,487	2.35%	139	0.05%	267,262	55.01%	211,596	43.55%	6,171	1.27%	844	0.17%
11	341,422	247,765	31,308	35.71%	54,656	62.33%	1,685	1.92%	34	0.04%	55,212	38.35%	86,976	60.42%	1,419	0.99%	348	0.24%
12	319,431	233,890	36,692	53.14%	31,205	45.19%	1,121	1.62%	35	0.05%	75,792	59.38%	50,666	39.69%	927	0.73%	256	0.20%
13	200,719	158,909	26,894	39.78%	39,392	58.27%	1,288	1.91%	30	0.04%	41,089	42.17%	55,394	56.85%	774	0.79%	182	0.19%
14	267,587	207,266	58,028	71.46%	21,871	26.93%	1,271	1.57%	37	0.05%	111,224	75.90%	33,769	23.04%	1,351	0.92%	194	0.13%
15A	151,131	115,688	15,446	37.21%	25,012	60.25%	1,029	2.48%	25	0.06%	28,875	42.60%	38,170	56.32%	597	0.88%	134	0.20%
15B	197,306	155,496	43,402	61.53%	25,502	36.15%	1,599	2.27%	35	0.05%	72,262	64.41%	38,204	34.05%	1,386	1.24%	339	0.30%
16A	156,696	116,092	19,725	55.32%	15,332	43.00%	578	1.62%	19	0.05%	35,214	56.91%	26,148	42.25%	456	0.74%	64	0.10%
16B	134,168	98,241	12,001	52.46%	10,548	46.11%	316	1.38%	13	0.06%	24,988	58.18%	17,510	40.77%	336	0.78%	112	0.26%
17A	117,362	91,684	11,814	36.60%	19,538	60.52%	909	2.82%	20	0.06%	21,699	40.90%	30,821	58.09%	434	0.82%	105	0.20%
17B	121,074	93,336	9,401	28.52%	22,822	69.23%	735	2.23%	6	0.02%	15,039	29.59%	35,016	68.89%	624	1.23%	148	0.29%
18	488,406	373,923	65,141	48.14%	67,586	49.94%	2,501	1.85%	96	0.07%	145,870	57.62%	104,580	41.31%	2,098	0.83%	593	0.23%
19A	178,011	129,230	15,922	33.35%	30,758	64.43%	1,056	2.21%	0	0.00%	32,818	39.44%	49,511	59.50%	887	1.07%	0	0.00%
19B	257,797	197,188	18,979	27.57%	48,105	69.88%	1,724	2.50%	36	0.05%	35,956	30.42%	81,002	68.53%	1,067	0.90%	181	0.15%
19C	138,428	105,486	11,939	33.12%	23,146	64.22%	937	2.60%	22	0.06%	22,650	36.35%	38,775	62.23%	655	1.05%	232	0.37%
20A	60,585	46,852	5,268	28.28%	13,001	69.80%	348	1.87%	10	0.05%	8,428	29.42%	19,869	69.36%	298	1.04%	52	0.18%
20B	35,518	25,332	3,227	45.75%	3,701	52.47%	121	1.72%	5	0.07%	6,900	51.49%	6,361	47.47%	102	0.76%	37	0.28%
20C	165,774	115,080	10,957	25.54%	30,955	72.14%	972	2.27%	25	0.06%	25,573	31.44%	54,746	67.32%	804	0.99%	205	0.25%
21	350,670	265,269	41,013	43.24%	52,074	54.91%	1,719	1.81%	33	0.03%	92,323	53.16%	79,768	45.93%	1,569	0.90%	0	0.00%
22A	196,635	147,597	16,810	30.33%	37,163	67.05%	1,423	2.57%	31	0.06%	30,687	32.80%	61,552	65.79%	1,010	1.08%	312	0.33%
22B	204,118	155,495	14,610	26.30%	39,676	71.42%	1,244	2.24%	23	0.04%	26,359	28.77%	64,070	69.94%	975	1.06%	201	0.22%
23	146,182	114,172	12,766	28.56%	30,681	68.65%	1,231	2.75%	17	0.04%	17,795	27.99%	44,712	70.33%	841	1.32%	227	0.36%
24	123,037	102,215	16,965	38.45%	25,943	58.79%	1,193	2.70%	25	0.06%	24,952	40.17%	35,775	57.60%	1,111	1.79%	271	0.44%
25	328,299	252,530	28,065	32.55%	55,881	64.81%	2,227	2.58%	46	0.05%	48,663	34.58%	90,030	63.97%	1,693	1.20%	356	0.25%
26	919,628	686,290	117,544	52.14%	103,767	46.03%	4,017	1.78%	115	0.05%	267,132	60.37%	170,455	38.52%	3,892	0.88%	1,039	0.23%
27A	206,086	156,845	15,470	31.34%	32,726	66.30%	1,163	2.36%	0	0.00%	33,171	36.76%	56,138	62.21%	927	1.03%	0	0.00%
27B	176,343	134,864	17,217	34.64%	31,405	63.18%	1,062	2.14%	22	0.04%	28,083	35.06%	51,059	63.74%	745	0.93%	224	0.28%
28	238,318	189,478	38,995	50.17%	36,605	47.09%	2,076	2.67%	51	0.07%	70,618	55.31%	54,699	42.84%	1,721	1.35%	649	0.51%
29A	112,806	87,797	9,418	30.44%	20,725	66.99%	774	2.50%	20	0.06%	15,405	32.92%	30,729	65.66%	515	1.10%	152	0.32%
29B	160,340	128,611	19,311	34.37%	35,515	63.20%	1,350	2.40%	17	0.03%	29,481	37.08%	48,864	61.45%	912	1.15%	255	0.32%
30	194,102	156,458	25,165	38.43%	38,165	58.28%	2,112	3.23%	38	0.06%	34,201	38.27%	53,578	59.95%	1,294	1.45%	297	0.33%
Totals:	9,535,483	7,253,848	1,141,700	43.04%	1,454,082	54.82%	55,554	2.09%	1,263	0.05%	2,171,293	48.33%	2,267,353	50.47%	44,448	0.99%	9,519	0.21%

G.S. 7A-133, District Court, Effective 1/1/19: Governor 2012, Lt Governor 2012, US Senate 2014

	Governor 2012: Dalton-McCrory-Howe								Lieutenant Governor 2012: Coleman-Forest				US Senate 2014: Tillis-Hagan-Haugh							
District	Dem	Dem %	Rep	Rep %	Lib	Lib %	Write-In	Write-In %	Dem	Dem %	Rep	Rep %	Rep	Rep %	Dem	Dem %	Lib	Lib %	Write-In	Write-In %
1	31,059	44.44%	36,461	52.17%	2,348	3.36%	15	0.02%	33,689	49.03%	35,016	50.97%	25,732	55.30%	19,526	41.96%	1,243	2.67%	34	0.07%
2	21,249	45.58%	24,700	52.98%	666	1.43%	6	0.01%	23,754	52.12%	21,823	47.88%	16,559	49.17%	15,474	45.95%	1,540	4.57%	104	0.31%
3A	38,808	49.66%	37,944	48.55%	1,384	1.77%	15	0.02%	42,409	55.11%	34,548	44.89%	21,177	46.69%	22,709	50.07%	1,392	3.07%	75	0.17%
3B	28,530	32.65%	57,217	65.47%	1,615	1.85%	26	0.03%	32,786	38.21%	53,018	61.79%	36,899	60.46%	21,609	35.41%	2,340	3.83%	182	0.30%
4	38,913	38.00%	61,482	60.04%	1,992	1.95%	22	0.02%	43,914	43.79%	56,367	56.21%	37,980	57.88%	24,731	37.69%	2,806	4.28%	101	0.15%
5	50,359	39.88%	72,221	57.20%	3,654	2.89%	37	0.03%	57,593	46.84%	65,377	53.16%	40,612	49.07%	37,744	45.60%	4,256	5.14%	153	0.18%
6	38,258	66.69%	18,574	32.38%	530	0.92%	9	0.02%	40,004	70.82%	16,479	29.18%	12,280	33.32%	23,633	64.12%	920	2.50%	23	0.06%
7	61,455	53.88%	51,454	45.11%	1,128	0.99%	14	0.01%	64,846	57.67%	47,598	42.33%	33,776	43.88%	41,086	53.37%	2,047	2.66%	69	0.09%
8	39,315	45.17%	46,628	53.57%	1,067	1.23%	25	0.03%	42,609	49.72%	43,089	50.28%	29,578	51.62%	25,775	44.98%	1,883	3.29%	61	0.11%
9	39,797	46.25%	44,626	51.86%	1,600	1.86%	25	0.03%	44,240	52.73%	39,655	47.27%	27,413	47.57%	27,821	48.27%	2,297	3.99%	101	0.18%
9B	12,357	68.86%	5,415	30.17%	172	0.96%	2	0.01%	13,067	73.56%	4,696	26.44%	3,448	28.73%	8,232	68.60%	304	2.53%	16	0.13%
10	233,822	48.51%	234,584	48.67%	13,459	2.79%	127	0.03%	260,773	55.26%	211,157	44.74%	136,236	41.74%	180,033	55.15%	9,588	2.94%	569	0.17%
11	50,614	35.30%	89,864	62.68%	2,844	1.98%	47	0.03%	57,861	41.15%	82,740	58.85%	53,898	58.12%	34,766	37.49%	3,896	4.20%	175	0.19%
12	70,680	56.21%	52,310	41.60%	2,717	2.16%	34	0.03%	76,325	61.62%	47,535	38.38%	30,810	40.82%	42,127	55.81%	2,446	3.24%	103	0.14%
13	38,446	39.84%	56,271	58.31%	1,775	1.84%	12	0.01%	44,677	47.34%	49,701	52.66%	34,973	52.10%	28,277	42.12%	3,774	5.62%	107	0.16%
14	102,533	70.80%	38,467	26.56%	3,753	2.59%	68	0.05%	108,672	76.34%	33,682	23.66%	19,828	21.24%	71,508	76.62%	1,891	2.03%	106	0.11%
15A	25,624	38.18%	40,044	59.67%	1,433	2.14%	12	0.02%	28,500	43.28%	37,350	56.72%	24,380	55.00%	18,145	40.93%	1,730	3.90%	73	0.16%
15B	65,604	59.22%	42,009	37.92%	3,103	2.80%	63	0.06%	70,358	64.96%	37,947	35.04%	24,700	30.65%	53,699	66.63%	2,120	2.63%	72	0.09%
16A	33,216	54.25%	26,868	43.88%	1,107	1.81%	34	0.06%	37,173	62.36%	22,433	37.64%	16,210	40.34%	22,263	55.40%	1,639	4.08%	72	0.18%
16B	25,474	60.13%	16,113	38.03%	762	1.80%	16	0.04%	28,015	67.49%	13,494	32.51%	10,751	43.47%	13,086	52.91%	856	3.46%	38	0.15%
17A	20,230	38.43%	31,426	59.70%	970	1.84%	11	0.02%	22,775	44.27%	28,673	55.73%	19,475	55.23%	13,996	39.69%	1,710	4.85%	79	0.22%
17B	13,430	26.47%	36,178	71.31%	1,109	2.19%	15	0.03%	16,329	33.07%	33,053	66.93%	21,756	65.11%	9,638	28.85%	1,925	5.76%	94	0.28%
18	130,360	52.03%	114,660	45.76%	5,455	2.18%	92	0.04%	142,317	57.95%	103,264	42.05%	68,598	41.97%	90,719	55.51%	3,915	2.40%	204	0.12%
19A	24,800	29.82%	56,839	68.34%	1,535	1.85%	0	0.00%	32,733	40.57%	47,943	59.43%	29,331	56.71%	20,025	38.72%	2,211	4.27%	156	0.30%
19B	32,027	27.18%	83,716	71.05%	2,071	1.76%	20	0.02%	36,772	31.90%	78,497	68.10%	51,673	66.47%	22,848	29.39%	3,100	3.99%	116	0.15%
19C	18,066	29.12%	42,947	69.23%	1,010	1.63%	13	0.02%	22,285	36.79%	38,294	63.21%	23,230	59.49%	13,532	34.66%	2,189	5.61%	96	0.25%
20A	6,719	23.49%	21,490	75.12%	396	1.38%	4	0.01%	8,862	31.89%	18,929	68.11%	12,490	64.97%	5,428	28.23%	1,247	6.49%	60	0.31%
20B	6,029	45.46%	7,031	53.02%	200	1.51%	2	0.02%	6,924	53.38%	6,047	46.62%	3,817	49.43%	3,632	47.03%	253	3.28%	20	0.26%
20C	18,378	22.74%	61,064	75.56%	1,349	1.67%	22	0.03%	24,414	31.07%	54,159	68.93%	33,784	66.02%	15,425	30.14%	1,779	3.48%	187	0.37%
21	81,872	47.31%	87,499	50.57%	3,628	2.10%	43	0.02%	90,398	53.39%	78,921	46.61%	49,559	45.55%	56,008	51.47%	3,031	2.79%	209	0.19%
22A	23,811	25.55%	67,803	72.76%	1,543	1.66%	27	0.03%	30,707	33.88%	59,935	66.12%	39,177	62.77%	19,388	31.07%	3,635	5.82%	209	0.33%
22B	22,550	24.67%	66,966	73.28%	1,855	2.03%	18	0.02%	27,314	30.49%	62,260	69.51%	38,792	68.19%	15,607	27.43%	2,390	4.20%	103	0.18%
23	15,545	24.46%	46,658	73.41%	1,342	2.11%	15	0.02%	18,697	30.39%	42,822	69.61%	29,029	66.65%	11,834	27.17%	2,570	5.90%	121	0.28%
24	22,193	36.07%	37,240	60.53%	2,079	3.38%	16	0.03%	24,938	42.11%	34,290	57.89%	23,676	54.87%	17,195	39.85%	2,218	5.14%	64	0.15%
25	37,615	26.74%	100,464	71.42%	2,555	1.82%	33	0.02%	48,647	35.48%	88,450	64.52%	54,937	61.24%	29,378	32.75%	5,139	5.73%	247	0.28%
26	212,295	48.44%	218,202	49.78%	7,690	1.75%	119	0.03%	254,134	59.53%	172,783	40.47%	95,285	37.63%	150,871	59.58%	6,625	2.62%	454	0.18%
27A	26,877	29.82%	61,844	68.61%	1,394	1.55%	18	0.02%	32,869	37.43%	54,934	62.57%	33,167	60.54%	19,060	34.79%	2,426	4.43%	129	0.24%
27B	24,419	30.61%	54,210	67.95%	1,132	1.42%	15	0.02%	28,718	36.98%	48,930	63.02%	31,378	60.67%	17,662	34.15%	2,551	4.93%	132	0.26%
28	64,382	51.02%	57,539	45.60%	4,222	3.35%	35	0.03%	69,854	56.50%	53,781	43.50%	33,872	38.99%	49,455	56.92%	3,446	3.97%	106	0.12%
29A	17,827	38.18%	27,910	59.77%	947	2.03%	9	0.02%	17,074	37.82%	28,068	62.18%	18,639	61.11%	10,026	32.87%	1,796	5.89%	40	0.13%
29B	26,749	34.04%	49,751	63.31%	2,055	2.62%	28	0.04%	29,642	38.51%	47,337	61.49%	32,849	57.66%	21,738	38.15%	2,312	4.06%	76	0.13%
30	32,983	37.31%	52,535	59.42%	2,866	3.24%	27	0.03%	36,353	42.19%	49,816	57.81%	35,080	55.57%	24,594	38.96%	3,343	5.30%	115	0.18%
Totals:	1,925,270	43.18%	2,437,224	54.67%	94,512	2.12%	1,191	0.03%	2,174,021	49.88%	2,184,891	50.12%	1,416,834	48.84%	1,370,303	47.23%	108,779	3.75%	5,251	0.18%

G.S. 7A-133, District Court, Effective 1/1/19: President 2016, US Senate 2016, Governor 2016

	US President 2016: Trump-Clinton-Johnson								US Senate 2016: Burr-Ross-Haugh						Governor 2016: Cooper-McCrory-Cecil					
District	Rep	Rep %	Dem	Dem %	Lib	Lib %	Write-In	Write-In %	Rep	Rep %	Dem	Dem %	Lib	Lib %	Dem	Dem %	Rep	Rep %	Lib	Lib %
1	43,201	58.66%	27,589	37.46%	2,169	2.95%	687	0.93%	42,588	59.07%	27,487	38.13%	2,017	2.80%	28,928	39.93%	41,948	57.90%	1,568	2.16%
2	25,252	54.82%	19,774	42.93%	726	1.58%	312	0.68%	24,844	54.66%	19,121	42.07%	1,488	3.27%	19,710	43.08%	25,522	55.79%	516	1.13%
3A	35,647	44.35%	41,728	51.91%	2,160	2.69%	850	1.06%	37,106	46.67%	39,969	50.27%	2,432	3.06%	41,825	52.41%	36,658	45.93%	1,322	1.66%
3B	58,542	63.89%	30,012	32.76%	2,242	2.45%	829	0.90%	58,109	64.13%	28,994	32.00%	3,512	3.88%	30,960	34.02%	58,265	64.02%	1,788	1.96%
4	67,154	61.58%	38,407	35.22%	2,638	2.42%	856	0.78%	65,918	61.40%	37,310	34.75%	4,135	3.85%	38,786	35.95%	66,889	62.00%	2,207	2.05%
5	72,964	52.21%	60,306	43.15%	4,632	3.31%	1,841	1.32%	73,316	53.28%	58,057	42.19%	6,226	4.52%	66,530	48.15%	67,713	49.01%	3,916	2.83%
6	19,044	35.26%	34,185	63.29%	574	1.06%	208	0.39%	18,938	35.52%	33,559	62.94%	822	1.54%	33,901	63.31%	19,254	35.96%	390	0.73%
7	49,111	44.37%	59,122	53.41%	1,701	1.54%	752	0.68%	49,444	44.95%	58,375	53.07%	2,172	1.97%	61,279	55.49%	48,036	43.50%	1,112	1.01%
8	45,405	53.40%	37,571	44.18%	1,447	1.70%	610	0.72%	45,205	53.80%	36,689	43.67%	2,123	2.53%	37,496	44.39%	45,954	54.40%	1,025	1.21%
9	46,495	51.79%	40,427	45.03%	1,986	2.21%	876	0.98%	46,233	51.93%	40,154	45.10%	2,650	2.98%	42,665	47.69%	45,316	50.65%	1,480	1.65%
9B	5,196	29.90%	11,837	68.11%	247	1.42%	99	0.57%	5,280	30.64%	11,647	67.60%	303	1.76%	11,853	68.59%	5,262	30.45%	167	0.97%
10	196,082	37.16%	302,736	57.38%	19,460	3.69%	9,346	1.77%	217,789	41.51%	290,286	55.33%	16,534	3.15%	315,555	59.93%	199,356	37.86%	11,664	2.22%
11	95,698	60.93%	55,568	35.38%	4,283	2.73%	1,509	0.96%	94,817	60.86%	55,492	35.62%	5,491	3.52%	60,217	38.49%	93,060	59.49%	3,152	2.01%
12	51,265	40.21%	71,605	56.16%	3,373	2.65%	1,263	0.99%	51,902	41.22%	69,733	55.39%	4,266	3.39%	70,449	55.86%	52,762	41.83%	2,909	2.31%
13	65,542	60.70%	39,400	36.49%	2,235	2.07%	800	0.74%	63,991	60.27%	38,209	35.99%	3,968	3.74%	41,862	39.23%	62,777	58.83%	2,074	1.94%
14	28,269	18.19%	120,647	77.62%	3,987	2.57%	2,530	1.63%	33,614	21.75%	117,325	75.91%	3,620	2.34%	121,556	78.52%	30,639	19.79%	2,609	1.69%
15A	38,815	54.55%	29,833	41.93%	1,795	2.52%	714	1.00%	39,380	55.76%	28,873	40.88%	2,368	3.35%	32,032	45.23%	37,501	52.96%	1,283	1.81%
15B	35,663	29.19%	80,987	66.28%	3,534	2.89%	2,005	1.64%	39,933	32.86%	78,407	64.52%	3,177	2.61%	83,440	68.47%	36,205	29.71%	2,211	1.81%
16A	28,897	46.58%	31,412	50.64%	1,295	2.09%	428	0.69%	27,890	45.87%	30,952	50.90%	1,965	3.23%	31,844	52.04%	28,240	46.15%	1,102	1.80%
16B	20,638	50.93%	18,817	46.44%	795	1.96%	270	0.67%	19,677	50.02%	18,862	47.95%	798	2.03%	18,348	45.98%	21,177	53.07%	379	0.95%
17A	32,857	61.59%	19,020	35.65%	1,085	2.03%	387	0.73%	32,149	60.86%	18,864	35.71%	1,813	3.43%	21,369	40.34%	30,594	57.76%	1,006	1.90%
17B	40,635	74.48%	12,127	22.23%	1,303	2.39%	496	0.91%	39,703	73.41%	12,253	22.66%	2,126	3.93%	15,758	29.05%	37,312	68.79%	1,171	2.16%
18	97,819	38.11%	148,769	57.97%	6,731	2.62%	3,327	1.30%	103,101	40.56%	143,457	56.44%	7,636	3.00%	155,194	60.90%	94,257	36.99%	5,376	2.11%
19A	53,818	57.69%	35,522	38.08%	2,786	2.99%	1,163	1.25%	53,722	58.16%	34,268	37.10%	4,383	4.74%	37,919	40.82%	52,531	56.55%	2,441	2.63%
19B	87,049	69.75%	33,672	26.98%	2,961	2.37%	1,123	0.90%	85,608	69.17%	33,472	27.05%	4,684	3.78%	38,823	31.27%	82,715	66.62%	2,626	2.11%
19C	42,810	66.51%	19,400	30.14%	1,517	2.36%	642	1.00%	41,230	64.75%	19,227	30.19%	3,222	5.06%	21,631	33.76%	40,812	63.70%	1,630	2.54%
20A	21,964	73.42%	7,094	23.71%	664	2.22%	195	0.65%	20,831	70.27%	7,255	24.47%	1,560	5.26%	8,163	27.38%	21,054	70.61%	601	2.02%
20B	6,984	52.84%	5,806	43.92%	319	2.41%	109	0.82%	6,898	53.09%	5,584	42.98%	510	3.93%	5,759	44.05%	7,062	54.02%	252	1.93%
20C	59,723	64.57%	28,531	30.85%	3,008	3.25%	1,230	1.33%	60,995	66.73%	26,532	29.03%	3,875	4.24%	30,162	32.79%	59,677	64.88%	2,136	2.32%
21	75,991	42.61%	94,452	52.97%	5,375	3.01%	2,507	1.41%	82,019	46.28%	89,659	50.59%	5,543	3.13%	99,676	56.21%	73,670	41.54%	3,990	2.25%
22A	68,647	68.08%	28,501	28.26%	2,622	2.60%	1,068	1.06%	66,396	66.63%	28,083	28.18%	5,177	5.19%	33,233	33.16%	64,171	64.04%	2,806	2.80%
22B	69,919	72.37%	23,379	24.20%	2,490	2.58%	824	0.85%	69,103	72.16%	22,870	23.88%	3,792	3.96%	28,383	29.52%	65,581	68.21%	2,184	2.27%
23	50,860	75.17%	14,606	21.59%	1,506	2.23%	691	1.02%	49,537	73.84%	14,824	22.10%	2,726	4.06%	18,259	27.06%	47,864	70.92%	1,363	2.02%
24	39,445	58.39%	24,545	36.33%	2,236	3.31%	1,333	1.97%	38,520	57.92%	25,094	37.73%	2,896	4.35%	28,352	42.24%	36,813	54.84%	1,963	2.92%
25	101,166	68.56%	40,879	27.70%	3,810	2.58%	1,706	1.16%	97,915	67.19%	40,744	27.96%	7,080	4.86%	47,181	32.16%	95,895	65.37%	3,618	2.47%
26	153,878	33.12%	288,079	62.01%	15,370	3.31%	7,246	1.56%	171,541	37.34%	270,900	58.96%	16,990	3.70%	290,904	63.04%	158,756	34.40%	11,817	2.56%
27A	61,798	64.09%	31,177	32.33%	2,445	2.54%	1,011	1.05%	60,298	63.29%	30,582	32.10%	4,388	4.61%	33,708	35.16%	60,006	62.60%	2,146	2.24%
27B	57,283	67.64%	24,861	29.35%	1,821	2.15%	729	0.86%	55,359	66.14%	24,823	29.66%	3,518	4.20%	27,445	32.58%	55,105	65.41%	1,699	2.02%
28	55,715	40.10%	75,449	54.30%	4,286	3.08%	3,494	2.51%	56,089	40.79%	75,891	55.19%	5,533	4.02%	81,872	59.31%	51,876	37.58%	4,294	3.11%
29A	36,439	72.61%	12,179	24.27%	1,020	2.03%	544	1.08%	34,037	69.05%	13,141	26.66%	2,112	4.28%	15,534	31.35%	32,721	66.03%	1,300	2.62%
29B	53,097	61.05%	30,120	34.63%	2,387	2.74%	1,375	1.58%	52,069	60.62%	30,512	35.53%	3,307	3.85%	34,359	39.90%	49,373	57.34%	2,377	2.76%
30	62,972	64.60%	30,185	30.97%	2,908	2.98%	1,412	1.45%	59,345	61.97%	32,160	33.59%	4,252	4.44%	37,461	38.95%	55,660	57.87%	3,059	3.18%
Totals:	2,359,749	49.90%	2,180,316	46.10%	129,929	2.75%	59,397	1.26%	2,392,439	51.13%	2,119,696	45.30%	167,190	3.57%	2,300,381	48.95%	2,296,039	48.86%	102,729	2.19%

G.S. 7A-133, District Court, Effective 1/1/19: Lieutenant Governor 2016, Attorney General 2016

	Lieutenant Governor 2016: Forest-Coleman-Cole						Attorney General 2016: Stein-Newton			
District	Rep	Rep %	Dem	Dem %	Lib	Lib %	Dem	Dem %	Rep	Rep %
1	41,383	58.08%	27,791	39.01%	2,074	2.91%	29,267	41.81%	40,740	58.19%
2	24,324	54.32%	19,611	43.79%	847	1.89%	20,901	47.15%	23,428	52.85%
3A	36,380	46.47%	39,926	50.99%	1,989	2.54%	42,335	54.50%	35,349	45.50%
3B	57,464	64.37%	29,461	33.00%	2,347	2.63%	31,586	35.67%	56,959	64.33%
4	64,600	61.37%	37,553	35.67%	3,118	2.96%	40,818	39.23%	63,223	60.77%
5	73,266	54.36%	56,450	41.88%	5,061	3.76%	64,707	48.42%	68,921	51.58%
6	18,347	34.85%	33,674	63.96%	629	1.19%	34,708	66.48%	17,501	33.52%
7	49,142	45.09%	58,179	53.39%	1,659	1.52%	60,866	55.90%	48,021	44.10%
8	44,809	54.03%	36,661	44.21%	1,464	1.77%	39,212	47.73%	42,941	52.27%
9	46,171	52.61%	39,731	45.27%	1,867	2.13%	43,898	50.54%	42,955	49.46%
9B	5,123	30.00%	11,706	68.54%	249	1.46%	12,090	71.21%	4,889	28.79%
10	217,775	42.14%	282,552	54.68%	16,429	3.18%	308,615	60.28%	203,376	39.72%
11	95,819	62.22%	54,150	35.16%	4,039	2.62%	61,563	40.36%	90,973	59.64%
12	50,733	40.92%	69,124	55.76%	4,120	3.32%	73,373	59.51%	49,917	40.49%
13	63,418	60.76%	38,567	36.95%	2,384	2.28%	44,654	43.18%	58,755	56.82%
14	33,221	21.78%	115,369	75.64%	3,938	2.58%	120,790	79.62%	30,920	20.38%
15A	39,400	56.52%	28,247	40.52%	2,061	2.96%	31,692	45.78%	37,542	54.22%
15B	39,577	33.12%	76,646	64.14%	3,271	2.74%	81,625	68.71%	37,164	31.29%
16A	26,808	45.02%	31,182	52.36%	1,563	2.62%	33,359	56.53%	25,657	43.47%
16B	17,779	46.32%	19,771	51.51%	836	2.18%	21,213	55.87%	16,754	44.13%
17A	31,623	60.90%	19,145	36.87%	1,162	2.24%	21,186	41.06%	30,407	58.94%
17B	38,890	73.36%	12,775	24.10%	1,344	2.54%	15,410	29.18%	37,405	70.82%
18	101,462	40.55%	141,534	56.56%	7,249	2.90%	151,439	60.84%	97,455	39.16%
19A	54,841	60.27%	33,227	36.52%	2,925	3.21%	38,199	42.36%	51,987	57.64%
19B	86,070	70.56%	32,914	26.98%	3,005	2.46%	37,858	31.27%	83,206	68.73%
19C	42,102	67.03%	18,919	30.12%	1,789	2.85%	22,850	36.63%	39,532	63.37%
20A	21,584	73.97%	6,860	23.51%	734	2.52%	8,793	30.40%	20,136	69.60%
20B	7,022	54.81%	5,480	42.77%	310	2.42%	6,067	47.81%	6,622	52.19%
20C	62,221	69.16%	25,125	27.93%	2,618	2.91%	29,955	33.61%	59,177	66.39%
21	79,981	45.95%	89,134	51.21%	4,949	2.84%	97,600	56.34%	75,636	43.66%
22A	68,255	69.62%	26,923	27.46%	2,860	2.92%	33,209	34.17%	63,968	65.83%
22B	68,742	72.98%	22,962	24.38%	2,484	2.64%	27,334	29.13%	66,486	70.87%
23	49,285	74.91%	14,936	22.70%	1,569	2.38%	18,499	28.41%	46,619	71.59%
24	38,044	58.57%	24,430	37.61%	2,485	3.83%	27,733	43.22%	36,427	56.78%
25	100,675	69.98%	39,295	27.31%	3,890	2.70%	49,367	34.57%	93,453	65.43%
26	174,066	38.48%	262,717	58.08%	15,519	3.43%	285,547	63.60%	163,404	36.40%
27A	62,528	66.34%	29,237	31.02%	2,482	2.63%	34,674	37.17%	58,599	62.83%
27B	56,985	68.84%	23,853	28.82%	1,935	2.34%	29,013	35.41%	52,910	64.59%
28	54,553	40.34%	74,995	55.46%	5,675	4.20%	80,424	59.94%	53,745	40.06%
29A	34,392	70.73%	12,763	26.25%	1,472	3.03%	14,669	30.47%	33,469	69.53%
29B	52,730	62.18%	29,507	34.79%	2,569	3.03%	32,269	38.37%	51,823	61.63%
30	59,029	62.59%	31,893	33.82%	3,390	3.59%	35,488	38.03%	57,825	61.97%
Totals:	2,390,619	51.88%	2,084,975	45.25%	132,360	2.87%	2,294,855	50.20%	2,276,276	49.80%

G.S. 7A-133, District Court, Effective 1/1/19: Court of Appeals 2016

	Dietz Seat: Dietz-Rozier				Geer Seat: Murphy-Eagles-Buie						Hunter Seat: Hunter-Jones				Stephens Seat: Berger-Stephens				Zachary Seat: Zachary-Mitchell			
District	Rep	Rep %	Dem	Dem %	Rep	Rep %	Dem	Dem %	Una	Una %	Rep	Rep %	Dem	Dem %	Rep	Rep %	Dem	Dem %	Rep	Rep %	Dem	Dem %
1	40,601	60.13%	26,918	39.87%	37,715	55.60%	26,534	39.11%	3,588	5.29%	41,476	61.11%	26,395	38.89%	38,591	56.72%	29,445	43.28%	40,793	60.57%	26,561	39.43%
2	23,508	55.34%	18,975	44.66%	22,259	51.95%	18,801	43.88%	1,785	4.17%	24,349	56.80%	18,516	43.20%	22,665	52.88%	20,197	47.12%	23,387	55.19%	18,985	44.81%
3A	35,983	47.85%	39,220	52.15%	33,912	44.72%	38,039	50.16%	3,889	5.13%	36,772	48.67%	38,789	51.33%	34,098	45.33%	41,118	54.67%	36,224	48.35%	38,699	51.65%
3B	56,245	66.47%	28,368	33.53%	52,927	61.96%	28,109	32.90%	4,390	5.14%	57,225	67.15%	27,993	32.85%	54,191	63.41%	31,272	36.59%	56,290	66.88%	27,873	33.12%
4	61,478	61.95%	37,764	38.05%	58,109	57.87%	36,278	36.13%	6,031	6.01%	63,230	63.24%	36,762	36.76%	60,342	59.92%	40,362	40.08%	62,176	62.93%	36,626	37.07%
5	71,571	56.52%	55,058	43.48%	65,386	51.29%	52,566	41.24%	9,524	7.47%	72,723	57.42%	53,917	42.58%	67,886	53.11%	59,935	46.89%	72,643	57.75%	53,148	42.25%
6	17,239	34.46%	32,781	65.54%	16,361	32.37%	32,879	65.05%	1,306	2.58%	17,950	35.56%	32,530	64.44%	16,500	32.65%	34,034	67.35%	17,274	34.58%	32,682	65.42%
7	47,842	45.50%	57,300	54.50%	44,710	42.40%	57,393	54.43%	3,334	3.16%	49,189	46.47%	56,659	53.53%	45,872	43.29%	60,097	56.71%	48,087	45.82%	56,868	54.18%
8	42,220	53.67%	36,453	46.33%	40,395	50.87%	35,811	45.10%	3,203	4.03%	43,584	54.99%	35,677	45.01%	40,929	51.99%	37,793	48.01%	42,578	54.49%	35,568	45.51%
9	44,341	52.86%	39,543	47.14%	40,776	48.15%	39,673	46.84%	4,241	5.01%	45,630	54.03%	38,826	45.97%	42,317	49.43%	43,295	50.57%	44,476	53.25%	39,051	46.75%
9B	5,041	30.39%	11,549	69.61%	4,645	27.90%	11,529	69.26%	472	2.84%	5,241	31.49%	11,402	68.51%	4,799	28.77%	11,881	71.23%	5,056	30.50%	11,522	69.50%
10	216,488	44.06%	274,853	55.94%	193,614	39.03%	274,257	55.29%	28,150	5.68%	222,217	45.03%	271,317	54.97%	200,413	40.18%	298,361	59.82%	222,351	45.50%	266,377	54.50%
11	90,392	62.26%	54,802	37.74%	84,184	57.44%	52,840	36.05%	9,535	6.51%	93,262	63.94%	52,599	36.06%	86,253	58.50%	61,195	41.50%	92,228	63.76%	52,422	36.24%
12	50,331	41.93%	69,696	58.07%	45,576	37.88%	67,130	55.79%	7,612	6.33%	51,800	43.12%	68,330	56.88%	47,807	39.59%	72,933	60.41%	51,517	43.00%	68,292	57.00%
13	59,758	60.16%	39,570	39.84%	57,035	57.22%	37,391	37.51%	5,258	5.27%	62,263	62.68%	37,073	37.32%	58,447	58.64%	41,232	41.36%	61,016	61.95%	37,484	38.05%
14	34,127	23.09%	113,679	76.91%	29,254	19.69%	112,275	75.58%	7,013	4.72%	35,130	23.72%	112,960	76.28%	30,775	20.60%	118,603	79.40%	35,207	23.87%	112,280	76.13%
15A	38,881	58.09%	28,052	41.91%	35,777	53.25%	27,874	41.49%	3,531	5.26%	39,579	58.99%	27,519	41.01%	37,431	55.30%	30,260	44.70%	39,008	58.42%	27,769	41.58%
15B	39,639	34.68%	74,651	65.32%	35,012	30.36%	74,037	64.20%	6,282	5.45%	40,907	35.62%	73,944	64.38%	36,810	31.76%	79,097	68.24%	40,552	35.52%	73,629	64.48%
16A	25,328	45.11%	30,819	54.89%	23,287	40.96%	30,042	52.84%	3,525	6.20%	26,402	46.63%	30,214	53.37%	24,499	42.88%	32,638	57.12%	25,393	45.36%	30,587	54.64%
16B	15,991	43.58%	20,703	56.42%	15,659	42.66%	18,778	51.16%	2,271	6.19%	17,248	46.78%	19,621	53.22%	16,025	43.38%	20,920	56.62%	16,119	44.11%	20,423	55.89%
17A	31,165	62.30%	18,860	37.70%	29,014	57.61%	18,664	37.06%	2,686	5.33%	31,655	62.95%	18,634	37.05%	30,412	59.21%	20,951	40.79%	31,227	62.47%	18,758	37.53%
17B	38,406	75.24%	12,638	24.76%	35,867	69.93%	12,167	23.72%	3,255	6.35%	39,291	76.57%	12,024	23.43%	37,397	72.18%	14,414	27.82%	38,366	75.36%	12,546	24.64%
18	103,055	43.12%	135,934	56.88%	91,750	38.15%	136,901	56.92%	11,855	4.93%	106,401	44.30%	133,776	55.70%	96,681	39.84%	146,003	60.16%	103,275	43.28%	135,360	56.72%
19A	54,355	62.12%	33,143	37.88%	49,461	56.21%	32,338	36.75%	6,198	7.04%	55,092	62.73%	32,729	37.27%	51,803	58.74%	36,381	41.26%	54,645	62.53%	32,748	37.47%
19B	84,734	72.87%	31,544	27.13%	79,149	67.45%	31,496	26.84%	6,700	5.71%	85,962	73.48%	31,023	26.52%	82,470	69.79%	35,700	30.21%	84,797	73.21%	31,025	26.79%
19C	41,541	68.70%	18,922	31.30%	38,380	63.02%	18,811	30.89%	3,707	6.09%	42,138	69.37%	18,606	30.63%	40,009	65.86%	20,740	34.14%	41,485	68.86%	18,763	31.14%
20A	20,307	74.45%	6,969	25.55%	18,982	69.04%	6,827	24.83%	1,684	6.13%	20,604	75.28%	6,765	24.72%	19,621	71.53%	7,811	28.47%	20,381	74.01%	7,157	25.99%
20B	6,786	55.71%	5,394	44.29%	6,307	51.41%	5,333	43.47%	627	5.11%	6,918	56.61%	5,302	43.39%	6,586	53.55%	5,713	46.45%	6,736	55.61%	5,377	44.39%
20C	60,628	70.94%	24,835	29.06%	56,675	65.76%	24,707	28.67%	4,809	5.58%	61,144	71.32%	24,592	28.68%	58,776	68.11%	27,517	31.89%	60,554	71.04%	24,690	28.96%
21	82,341	49.46%	84,138	50.54%	72,086	43.09%	84,593	50.56%	10,621	6.35%	82,177	49.31%	84,478	50.69%	76,096	45.30%	91,878	54.70%	82,298	49.67%	83,382	50.33%
22A	65,907	71.08%	26,816	28.92%	60,749	64.89%	26,487	28.29%	6,379	6.81%	66,527	71.35%	26,711	28.65%	63,007	67.44%	30,413	32.56%	65,690	71.07%	26,745	28.93%
22B	68,515	75.68%	22,014	24.32%	63,251	69.59%	22,244	24.47%	5,397	5.94%	69,176	76.19%	21,617	23.81%	66,847	73.06%	24,647	26.94%	68,332	75.66%	21,985	24.34%
23	47,581	76.17%	14,882	23.83%	44,340	70.48%	14,283	22.70%	4,287	6.81%	48,403	77.07%	14,398	22.93%	46,150	73.10%	16,983	26.90%	48,052	76.65%	14,636	23.35%
24	36,685	60.68%	23,774	39.32%	34,076	55.69%	22,506	36.78%	4,605	7.53%	37,192	61.95%	22,840	38.05%	35,460	57.86%	25,831	42.14%	36,229	60.14%	24,010	39.86%
25	98,781	71.49%	39,394	28.51%	90,859	65.41%	39,423	28.38%	8,629	6.21%	99,069	71.53%	39,436	28.47%	93,003	67.03%	45,748	32.97%	97,259	70.65%	40,405	29.35%
26	176,527	41.18%	252,139	58.82%	154,709	35.88%	251,581	58.35%	24,842	5.76%	180,245	41.92%	249,760	58.08%	160,183	37.20%	270,443	62.80%	173,397	40.45%	255,275	59.55%
27A	59,508	66.90%	29,442	33.10%	55,460	61.77%	29,167	32.49%	5,156	5.74%	60,089	67.25%	29,264	32.75%	57,118	63.56%	32,743	36.44%	59,024	66.70%	29,473	33.30%
27B	54,885	69.55%	24,033	30.45%	51,057	64.10%	24,152	30.32%	4,444	5.58%	55,426	69.83%	23,946	30.17%	52,754	66.27%	26,846	33.73%	54,278	69.04%	24,339	30.96%
28	56,594	43.84%	72,486	56.16%	50,923	39.21%	70,274	54.11%	8,681	6.68%	59,409	45.87%	70,105	54.13%	52,438	40.44%	77,229	59.56%	56,451	43.91%	72,124	56.09%
29A	34,000	72.85%	12,670	27.15%	31,639	67.60%	12,247	26.17%	2,915	6.23%	34,902	74.14%	12,176	25.86%	32,274	69.27%	14,316	30.73%	33,235	71.64%	13,155	28.36%
29B	52,821	65.06%	28,366	34.94%	49,220	60.24%	28,186	34.50%	4,297	5.26%	53,147	65.31%	28,229	34.69%	49,947	61.35%	31,470	38.65%	52,599	64.88%	28,470	35.12%
30	58,674	65.46%	30,953	34.54%	56,141	61.96%	28,963	31.96%	5,511	6.08%	59,025	65.64%	30,897	34.36%	55,367	61.44%	34,742	38.56%	57,780	64.69%	31,539	35.31%
Totals:	2,350,800	53.54%	2,040,100	46.46%	2,156,688	48.77%	2,013,586	45.53%	252,225	5.70%	2,400,169	54.44%	2,008,351	45.56%	2,231,049	50.31%	2,203,187	49.69%	2,358,465	53.88%	2,018,808	46.12%