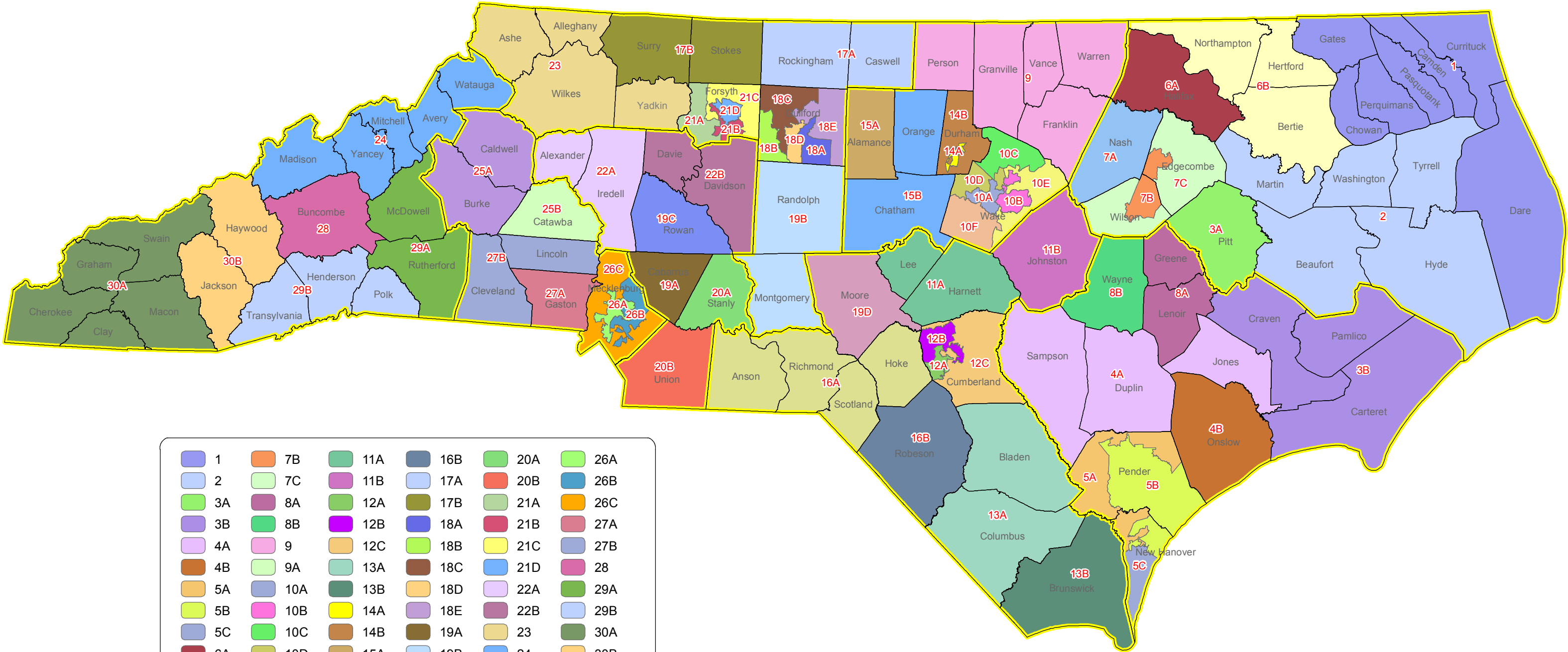
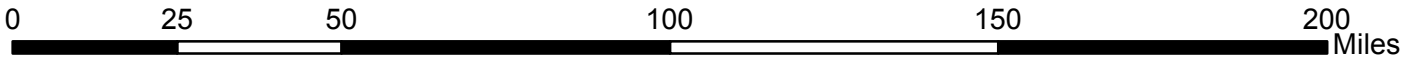



G.S. 7A-41, Superior Court, Effective 1/1/19



1	7B	11A	16B	20A	26A
2	7C	11B	17A	20B	26B
3A	8A	12A	17B	21A	26C
3B	8B	12B	18A	21B	27A
4A	9	12C	18B	21C	27B
4B	9A	13A	18C	21D	28
5A	10A	13B	18D	22A	29A
5B	10B	14A	18E	22B	29B
5C	10C	14B	19A	23	30A
6A	10D	15A	19B	24	30B
6B	10E	15B	19C	25A	
7A	10F	16A	19D	25B	

 G.S. 7A-41, Judicial Divisions, Effective 1/1/19



	2010 Census		US Senate 2010: Marshall-Burr-Beitler								US President 2012: Obama-Romney-Johnson							
District	Total Pop	18+ Pop	Dem	Dem %	Rep	Rep %	Lib	Lib %	Write-In	Write-In %	Dem	Dem %	Rep	Rep %	Lib	Lib %	Write-In	Write-In %
1	148,551	115,423	17,353	38.82%	26,332	58.91%	998	2.23%	16	0.04%	31,806	44.49%	38,738	54.19%	831	1.16%	114	0.16%
2	95,709	74,833	14,140	43.82%	17,533	54.34%	577	1.79%	18	0.06%	21,783	46.50%	24,691	52.71%	286	0.61%	83	0.18%
3A	168,148	130,350	19,784	47.60%	21,276	51.19%	487	1.17%	19	0.05%	41,768	53.11%	36,162	45.98%	608	0.77%	110	0.14%
3B	183,118	143,986	17,393	31.26%	37,109	66.70%	1,070	1.92%	63	0.11%	31,516	35.91%	55,323	63.03%	761	0.87%	168	0.19%
4A	132,089	98,734	14,947	43.12%	19,243	55.52%	462	1.33%	9	0.03%	22,933	44.13%	28,664	55.16%	305	0.59%	63	0.12%
4B	177,772	132,834	8,358	31.68%	17,311	65.62%	699	2.65%	14	0.05%	18,490	35.95%	32,243	62.69%	556	1.08%	146	0.28%
5A	72,774	57,473	11,300	55.74%	8,515	42.00%	450	2.22%	9	0.04%	21,549	61.49%	12,953	36.96%	431	1.23%	112	0.32%
5B	102,450	82,166	10,485	32.25%	21,328	65.60%	685	2.11%	14	0.04%	19,594	38.51%	30,561	60.07%	570	1.12%	150	0.29%
5C	79,660	62,943	9,167	33.20%	17,827	64.56%	604	2.19%	16	0.06%	17,157	40.62%	24,488	57.98%	476	1.13%	114	0.27%
6A	54,691	42,073	8,934	61.55%	5,416	37.31%	163	1.12%	3	0.02%	16,964	65.73%	8,708	33.74%	108	0.42%	29	0.11%
6B	68,050	53,817	12,906	62.87%	7,396	36.03%	219	1.07%	7	0.03%	21,762	68.46%	9,875	31.07%	128	0.40%	22	0.07%
7A	95,840	72,905	14,403	46.41%	16,244	52.34%	381	1.23%	9	0.03%	24,313	50.14%	23,842	49.17%	254	0.52%	83	0.17%
7B	42,776	31,612	9,261	78.04%	2,502	21.08%	103	0.87%	1	0.01%	15,941	81.09%	3,659	18.61%	44	0.22%	14	0.07%
7C	95,010	72,243	14,688	47.82%	15,539	50.59%	484	1.58%	6	0.02%	23,244	50.07%	22,841	49.20%	281	0.61%	57	0.12%
8A	80,857	61,573	10,897	46.72%	12,150	52.09%	269	1.15%	9	0.04%	17,722	48.81%	18,384	50.63%	176	0.48%	29	0.08%
8B	122,623	92,139	12,206	39.46%	18,336	59.28%	383	1.24%	6	0.02%	23,277	45.48%	27,605	53.94%	298	0.58%	0	0.00%
9	226,393	173,285	32,661	50.74%	30,437	47.29%	1,252	1.95%	19	0.03%	55,753	53.21%	48,073	45.88%	744	0.71%	216	0.21%
10A	148,442	121,844	22,673	52.86%	18,998	44.29%	1,204	2.81%	21	0.05%	46,342	59.10%	30,418	38.80%	1,472	1.88%	175	0.22%
10B	144,022	104,408	26,152	74.89%	8,229	23.57%	521	1.49%	18	0.05%	53,113	79.69%	12,883	19.33%	537	0.81%	113	0.17%
10C	154,854	111,920	20,924	37.90%	32,901	59.59%	1,352	2.45%	36	0.07%	40,648	44.09%	50,306	54.57%	1,067	1.16%	166	0.18%
10D	153,253	114,505	22,545	46.62%	24,568	50.81%	1,217	2.52%	26	0.05%	46,863	54.34%	38,048	44.12%	1,184	1.37%	151	0.18%
10E	148,723	108,667	22,955	49.79%	22,158	48.06%	969	2.10%	20	0.04%	43,341	55.90%	33,245	42.88%	834	1.08%	113	0.15%
10F	151,699	105,036	18,075	37.20%	29,278	60.25%	1,224	2.52%	18	0.04%	36,955	43.55%	46,696	55.03%	1,077	1.27%	126	0.15%
11A	172,544	125,857	16,222	39.75%	23,803	58.33%	768	1.88%	14	0.03%	28,132	41.58%	38,723	57.24%	654	0.97%	145	0.21%
11B	168,878	121,908	15,086	32.18%	30,853	65.82%	917	1.96%	20	0.04%	27,080	35.49%	48,253	63.24%	765	1.00%	203	0.27%
12A	90,023	65,331	10,798	54.81%	8,535	43.33%	356	1.81%	10	0.05%	22,229	61.61%	13,470	37.33%	291	0.81%	91	0.25%
12B	75,789	54,541	8,848	75.39%	2,756	23.48%	126	1.07%	7	0.06%	20,135	79.23%	5,110	20.11%	138	0.54%	30	0.12%
12C	153,619	114,018	17,046	45.31%	19,914	52.94%	639	1.70%	18	0.05%	33,428	50.54%	32,086	48.51%	498	0.75%	135	0.20%
13A	93,288	71,639	13,900	48.41%	14,313	49.85%	483	1.68%	18	0.06%	19,051	47.54%	20,651	51.53%	305	0.76%	70	0.17%
13B	107,431	87,270	12,994	33.41%	25,079	64.49%	805	2.07%	12	0.03%	22,038	38.42%	34,743	60.57%	469	0.82%	112	0.20%
14A	57,006	43,544	13,755	84.33%	2,343	14.36%	202	1.24%	11	0.07%	27,374	85.72%	4,267	13.36%	253	0.79%	40	0.13%
14B	210,581	163,722	44,273	68.22%	19,528	30.09%	1,069	1.65%	26	0.04%	83,850	73.16%	29,502	25.74%	1,098	0.96%	154	0.13%
15A	151,131	115,688	15,446	37.21%	25,012	60.25%	1,029	2.48%	25	0.06%	28,875	42.60%	38,170	56.32%	597	0.88%	134	0.20%
15B	197,306	155,496	43,402	61.53%	25,502	36.15%	1,599	2.27%	35	0.05%	72,262	64.41%	38,204	34.05%	1,386	1.24%	339	0.30%
16A	156,696	116,092	19,725	55.32%	15,332	43.00%	578	1.62%	19	0.05%	35,214	56.91%	26,148	42.25%	456	0.74%	64	0.10%
16B	134,168	98,241	12,001	52.46%	10,548	46.11%	316	1.38%	13	0.06%	24,988	58.18%	17,510	40.77%	336	0.78%	112	0.26%
17A	117,362	91,684	11,814	36.60%	19,538	60.52%	909	2.82%	20	0.06%	21,699	40.90%	30,821	58.09%	434	0.82%	105	0.20%
17B	121,074	93,336	9,401	28.52%	22,822	69.23%	735	2.23%	6	0.02%	15,039	29.59%	35,016	68.89%	624	1.23%	148	0.29%
18A	62,406	47,987	11,880	68.88%	5,159	29.91%	199	1.15%	10	0.06%	26,502	76.68%	7,875	22.79%	142	0.41%	42	0.12%
18B	108,936	82,008	11,501	43.32%	14,506	54.64%	513	1.93%	30	0.11%	27,001	53.52%	22,947	45.48%	395	0.78%	111	0.22%
18C	128,853	98,841	15,203	35.65%	26,543	62.25%	876	2.05%	20	0.05%	32,471	44.19%	40,146	54.64%	667	0.91%	190	0.26%
18D	85,509	68,076	12,657	61.33%	7,587	36.76%	369	1.79%	26	0.13%	30,203	71.36%	11,561	27.31%	431	1.02%	130	0.31%
18E	102,702	77,011	13,900	49.21%	13,791	48.83%	544	1.93%	10	0.04%	29,693	56.75%	22,051	42.14%	463	0.88%	120	0.23%
19A	178,011	129,230	15,922	33.35%	30,758	64.43%	1,056	2.21%	0	0.00%	32,818	39.44%	49,511	59.50%	887	1.07%	0	0.00%
19B	169,550	128,090	9,908	24.54%	29,299	72.55%	1,148	2.84%	27	0.07%	19,451	27.09%	51,507	71.75%	725	1.01%	108	0.15%
19C	138,428	105,486	11,939	33.12%	23,146	64.22%	937	2.60%	22	0.06%	22,650	36.35%	38,775	62.23%	655	1.05%	232	0.37%
19D	88,247	69,098	9,071	31.87%	18,806	66.07%	576	2.02%	9	0.03%	16,505	35.56%	29,495	63.55%	342	0.74%	73	0.16%
20A	60,585	46,852	5,268	28.28%	13,001	69.80%	348	1.87%	10	0.05%	8,428	29.42%	19,869	69.36%	298	1.04%	52	0.18%
20B	201,292	140,412	14,184	28.39%	34,656	69.36%	1,093	2.19%	30	0.06%	32,473	34.28%	61,107	64.51%	906	0.96%	242	0.26%
21A	101,546	77,642	11,200	34.38%	20,750	63.70%	614	1.88%	13	0.04%	23,766	42.67%	31,371	56.32%	560	1.01%	0	0.00%
21B	83,940	63,492	10,041	57.11%	7,210	41.01%	323	1.84%	9	0.05%	23,862	66.72%	11,556	32.31%	345	0.96%	0	0.00%
21C	100,594	76,343	9,937	30.80%	21,669	67.16%	655	2.03%	6	0.02%	19,856	37.27%	32,889	61.73%	532	1.00%	0	0.00%
21D	64,590	47,792	9,835	79.24%	2,445	19.70%	127	1.02%	5	0.04%	24,839	85.88%	3,952	13.66%	132	0.46%	0	0.00%

G.S. 7A-41, Superior Court, Effective 1/1/19: Population 2010, US Senate 2010, President 2012

	2010 Census		US Senate 2010: Marshall-Burr-Beitler								US President 2012: Obama-Romney-Johnson							
District	Total Pop	18+ Pop	Dem	Dem %	Rep	Rep %	Lib	Lib %	Write-In	Write-In %	Dem	Dem %	Rep	Rep %	Lib	Lib %	Write-In	Write-In %
22A	196,635	147,597	16,810	30.33%	37,163	67.05%	1,423	2.57%	31	0.06%	30,687	32.80%	61,552	65.79%	1,010	1.08%	312	0.33%
22B	204,118	155,495	14,610	26.30%	39,676	71.42%	1,244	2.24%	23	0.04%	26,359	28.77%	64,070	69.94%	975	1.06%	201	0.22%
23	146,182	114,172	12,766	28.56%	30,681	68.65%	1,231	2.75%	17	0.04%	17,795	27.99%	44,712	70.33%	841	1.32%	227	0.36%
24	123,037	102,215	16,965	38.45%	25,943	58.79%	1,193	2.70%	25	0.06%	24,952	40.17%	35,775	57.60%	1,111	1.79%	271	0.44%
25A	173,941	134,967	15,418	34.40%	28,178	62.87%	1,200	2.68%	20	0.04%	24,599	34.57%	45,496	63.94%	923	1.30%	132	0.19%
25B	154,358	117,563	12,647	30.55%	27,703	66.91%	1,027	2.48%	26	0.06%	24,064	34.58%	44,534	63.99%	770	1.11%	224	0.32%
26A	151,257	113,836	24,279	84.25%	4,151	14.40%	374	1.30%	13	0.05%	56,489	86.64%	8,167	12.53%	429	0.66%	112	0.17%
26B	301,999	227,638	41,853	57.38%	29,783	40.83%	1,269	1.74%	38	0.05%	92,588	65.29%	47,545	33.53%	1,312	0.93%	372	0.26%
26C	466,372	344,816	51,412	41.57%	69,833	56.46%	2,374	1.92%	64	0.05%	118,055	50.13%	114,743	48.72%	2,151	0.91%	555	0.24%
27A	206,086	156,845	15,470	31.34%	32,726	66.30%	1,163	2.36%	0	0.00%	33,171	36.76%	56,138	62.21%	927	1.03%	0	0.00%
27B	176,343	134,864	17,217	34.64%	31,405	63.18%	1,062	2.14%	22	0.04%	28,083	35.06%	51,059	63.74%	745	0.93%	224	0.28%
28	238,318	189,478	38,995	50.17%	36,605	47.09%	2,076	2.67%	51	0.07%	70,618	55.31%	54,699	42.84%	1,721	1.35%	649	0.51%
29A	112,806	87,797	9,418	30.44%	20,725	66.99%	774	2.50%	20	0.06%	15,405	32.92%	30,729	65.66%	515	1.10%	152	0.32%
29B	160,340	128,611	19,311	34.37%	35,515	63.20%	1,350	2.40%	17	0.03%	29,481	37.08%	48,864	61.45%	912	1.15%	255	0.32%
30A	94,795	75,809	11,787	34.34%	21,223	61.83%	1,292	3.76%	21	0.06%	14,405	32.02%	29,776	66.19%	628	1.40%	176	0.39%
30B	99,307	80,649	13,378	42.94%	16,942	54.38%	820	2.63%	17	0.05%	19,796	44.60%	23,802	53.63%	666	1.50%	121	0.27%
Totals:	9,535,483	7,253,848	1,141,700	43.04%	1,454,082	54.82%	55,554	2.09%	1,263	0.05%	2,171,293	48.33%	2,267,353	50.47%	44,448	0.99%	9,519	0.21%

	Governor 2012: Dalton-McCrory-Howe								Lieutenant Governor 2012: Coleman-Forest				US Senate 2014: Tillis-Hagan-Haugh							
District	Dem	Dem %	Rep	Rep %	Lib	Lib %	Write-In	Write-In %	Dem	Dem %	Rep	Rep %	Rep	Rep %	Dem	Dem %	Lib	Lib %	Write-In	Write-In %
1	31,059	44.44%	36,461	52.17%	2,348	3.36%	15	0.02%	33,689	49.03%	35,016	50.97%	25,732	55.30%	19,526	41.96%	1,243	2.67%	34	0.07%
2	21,249	45.58%	24,700	52.98%	666	1.43%	6	0.01%	23,754	52.12%	21,823	47.88%	16,559	49.17%	15,474	45.95%	1,540	4.57%	104	0.31%
3A	38,808	49.66%	37,944	48.55%	1,384	1.77%	15	0.02%	42,409	55.11%	34,548	44.89%	21,177	46.69%	22,709	50.07%	1,392	3.07%	75	0.17%
3B	28,530	32.65%	57,217	65.47%	1,615	1.85%	26	0.03%	32,786	38.21%	53,018	61.79%	36,899	60.46%	21,609	35.41%	2,340	3.83%	182	0.30%
4A	22,393	43.27%	28,750	55.56%	597	1.15%	9	0.02%	24,358	47.87%	26,524	52.13%	18,150	53.19%	14,605	42.80%	1,319	3.87%	51	0.15%
4B	16,520	32.61%	32,732	64.61%	1,395	2.75%	13	0.03%	19,556	39.59%	29,843	60.41%	19,830	62.97%	10,126	32.15%	1,487	4.72%	50	0.16%
5A	19,449	56.49%	13,930	40.46%	1,043	3.03%	10	0.03%	21,192	63.10%	12,392	36.90%	6,919	33.65%	12,559	61.08%	1,043	5.07%	40	0.19%
5B	16,579	33.02%	32,202	64.14%	1,407	2.80%	14	0.03%	19,415	39.70%	29,484	60.30%	18,906	56.01%	13,083	38.76%	1,700	5.04%	68	0.20%
5C	14,331	34.42%	26,089	62.66%	1,204	2.89%	13	0.03%	16,986	41.95%	23,501	58.05%	14,787	51.98%	12,102	42.54%	1,513	5.32%	45	0.16%
6A	16,771	64.80%	8,894	34.36%	216	0.83%	2	0.01%	17,542	68.48%	8,074	31.52%	6,092	34.94%	10,835	62.14%	497	2.85%	13	0.07%
6B	21,487	68.24%	9,680	30.74%	314	1.00%	7	0.02%	22,462	72.77%	8,405	27.23%	6,188	31.87%	12,798	65.90%	423	2.18%	10	0.05%
7A	23,449	48.45%	24,471	50.56%	475	0.98%	6	0.01%	24,964	52.26%	22,805	47.74%	16,869	49.31%	16,325	47.72%	979	2.86%	37	0.11%
7B	15,555	79.87%	3,806	19.54%	114	0.59%	0	0.00%	15,903	82.21%	3,442	17.79%	2,261	18.89%	9,506	79.44%	192	1.60%	8	0.07%
7C	22,451	48.62%	23,177	50.19%	539	1.17%	8	0.02%	23,979	52.90%	21,351	47.10%	14,646	47.55%	15,255	49.53%	876	2.84%	24	0.08%
8A	17,242	47.84%	18,408	51.07%	384	1.07%	9	0.02%	18,689	52.69%	16,778	47.31%	11,713	48.12%	11,766	48.34%	842	3.46%	18	0.07%
8B	22,073	43.29%	28,220	55.34%	683	1.34%	16	0.03%	23,920	47.62%	26,311	52.38%	17,865	54.21%	14,009	42.51%	1,041	3.16%	43	0.13%
9	52,154	50.15%	50,041	48.12%	1,772	1.70%	27	0.03%	57,307	56.37%	44,351	43.63%	30,861	44.32%	36,053	51.78%	2,601	3.74%	117	0.17%
10A	40,257	52.02%	34,162	44.14%	2,949	3.81%	25	0.03%	44,958	59.70%	30,348	40.30%	18,020	35.78%	30,477	60.51%	1,775	3.52%	96	0.19%
10B	49,409	74.47%	15,505	23.37%	1,422	2.14%	12	0.02%	52,716	80.33%	12,908	19.67%	7,771	18.85%	32,374	78.53%	1,021	2.48%	61	0.15%
10C	34,014	37.19%	55,164	60.32%	2,255	2.47%	26	0.03%	38,844	43.35%	50,759	56.65%	33,635	51.66%	29,640	45.53%	1,736	2.67%	94	0.14%
10D	40,060	46.93%	42,636	49.95%	2,636	3.09%	24	0.03%	45,144	54.22%	38,120	45.78%	24,296	41.37%	32,669	55.62%	1,677	2.86%	90	0.15%
10E	39,066	50.59%	36,324	47.04%	1,818	2.35%	14	0.02%	43,281	56.96%	32,704	43.04%	21,291	41.22%	28,717	55.59%	1,542	2.99%	104	0.20%
10F	31,016	36.83%	50,793	60.31%	2,379	2.82%	26	0.03%	35,830	43.62%	46,318	56.38%	31,223	52.62%	26,156	44.08%	1,837	3.10%	124	0.21%
11A	26,116	38.79%	39,817	59.14%	1,367	2.03%	27	0.04%	29,592	44.78%	36,489	55.22%	23,378	54.59%	17,531	40.93%	1,842	4.30%	76	0.18%
11B	24,498	32.22%	50,047	65.81%	1,477	1.94%	20	0.03%	28,269	37.93%	46,251	62.07%	30,520	61.15%	17,235	34.53%	2,054	4.12%	99	0.20%
12A	20,678	58.12%	14,003	39.36%	887	2.49%	9	0.03%	22,214	63.44%	12,804	36.56%	8,080	38.66%	12,165	58.20%	633	3.03%	24	0.11%
12B	18,807	75.71%	5,536	22.28%	492	1.98%	7	0.03%	19,695	79.88%	4,960	20.12%	2,811	20.81%	10,337	76.53%	341	2.52%	18	0.13%
12C	31,195	47.76%	32,771	50.17%	1,338	2.05%	18	0.03%	34,416	53.62%	29,771	46.38%	19,919	48.49%	19,625	47.78%	1,472	3.58%	61	0.15%
13A	19,794	49.83%	19,364	48.75%	558	1.40%	6	0.02%	22,100	56.97%	16,695	43.03%	12,091	45.99%	12,538	47.69%	1,610	6.12%	49	0.19%
13B	18,652	32.85%	36,907	65.00%	1,217	2.14%	6	0.01%	22,577	40.62%	33,006	59.38%	22,882	56.02%	15,739	38.54%	2,164	5.30%	58	0.14%
14A	25,581	81.01%	5,332	16.89%	649	2.06%	16	0.05%	26,842	86.14%	4,320	13.86%	1,926	10.51%	16,078	87.72%	311	1.70%	14	0.08%
14B	76,952	67.95%	33,135	29.26%	3,104	2.74%	52	0.05%	81,830	73.59%	29,362	26.41%	17,902	23.87%	55,430	73.90%	1,580	2.11%	92	0.12%
15A	25,624	38.18%	40,044	59.67%	1,433	2.14%	12	0.02%	28,500	43.28%	37,350	56.72%	24,380	55.00%	18,145	40.93%	1,730	3.90%	73	0.16%
15B	65,604	59.22%	42,009	37.92%	3,103	2.80%	63	0.06%	70,358	64.96%	37,947	35.04%	24,700	30.65%	53,699	66.63%	2,120	2.63%	72	0.09%
16A	33,216	54.25%	26,868	43.88%	1,107	1.81%	34	0.06%	37,173	62.36%	22,433	37.64%	16,210	40.34%	22,263	55.40%	1,639	4.08%	72	0.18%
16B	25,474	60.13%	16,113	38.03%	762	1.80%	16	0.04%	28,015	67.49%	13,494	32.51%	10,751	43.47%	13,086	52.91%	856	3.46%	38	0.15%
17A	20,230	38.43%	31,426	59.70%	970	1.84%	11	0.02%	22,775	44.27%	28,673	55.73%	19,475	55.23%	13,996	39.69%	1,710	4.85%	79	0.22%
17B	13,430	26.47%	36,178	71.31%	1,109	2.19%	15	0.03%	16,329	33.07%	33,053	66.93%	21,756	65.11%	9,638	28.85%	1,925	5.76%	94	0.28%
18A	24,850	72.81%	8,779	25.72%	491	1.44%	9	0.03%	25,965	76.87%	7,813	23.13%	5,303	26.23%	14,480	71.62%	413	2.04%	21	0.10%
18B	24,090	48.23%	24,876	49.80%	964	1.93%	18	0.04%	26,364	53.95%	22,506	46.05%	15,059	47.04%	16,088	50.25%	827	2.58%	40	0.12%
18C	27,388	37.60%	43,735	60.03%	1,706	2.34%	21	0.03%	31,133	43.78%	39,975	56.22%	27,141	53.01%	22,753	44.44%	1,235	2.41%	69	0.13%
18D	27,160	65.04%	13,367	32.01%	1,212	2.90%	20	0.05%	29,536	72.04%	11,465	27.96%	7,020	27.55%	17,841	70.01%	589	2.31%	32	0.13%
18E	26,872	51.80%	23,903	46.07%	1,082	2.09%	24	0.05%	29,319	57.69%	21,505	42.31%	14,075	40.77%	19,557	56.65%	851	2.46%	42	0.12%
19A	24,800	29.82%	56,839	68.34%	1,535	1.85%	0	0.00%	32,733	40.57%	47,943	59.43%	29,331	56.71%	20,025	38.72%	2,211	4.27%	156	0.30%
19B	17,235	24.00%	53,256	74.15%	1,329	1.85%	6	0.01%	20,328	28.94%	49,916	71.06%	31,203	69.58%	11,518	25.68%	2,036	4.54%	88	0.20%
19C	18,066	29.12%	42,947	69.23%	1,010	1.63%	13	0.02%	22,285	36.79%	38,294	63.21%	23,230	59.49%	13,532	34.66%	2,189	5.61%	96	0.25%
19D	14,792	32.15%	30,460	66.21%	742	1.61%	14	0.03%	16,444	36.52%	28,581	63.48%	20,470	62.23%	11,330	34.45%	1,064	3.23%	28	0.09%
20A	6,719	23.49%	21,490	75.12%	396	1.38%	4	0.01%	8,862	31.89%	18,929	68.11%	12,490	64.97%	5,428	28.23%	1,247	6.49%	60	0.31%
20B	24,407	25.94%	68,095	72.38%	1,549	1.65%	24	0.03%	31,338	34.23%	60,206	65.77%	37,601	63.84%	19,057	32.36%	2,032	3.45%	207	0.35%
21A	19,970	35.89%	34,351	61.74%	1,303	2.34%	12	0.02%	23,074	42.55%	31,148	57.45%	19,964	54.42%	15,538	42.36%	1,102	3.00%	79	0.22%
21B	21,525	60.70%	13,056	36.82%	869	2.45%	11	0.03%	23,304	66.96%	11,497	33.04%	6,494	31.10%	13,799	66.08%	553	2.65%	37	0.18%
21C	16,969	31.81%	35,302	66.18%	1,059	1.99%	13	0.02%	19,741	37.96%	32,262	62.04%	20,855	59.12%	13,297	37.70%	1,047	2.97%	76	0.22%
21D	23,408	81.84%	4,790	16.75%	397	1.39%	7	0.02%	24,279	85.81%	4,014	14.19%	2,246	14.07%	13,374	83.77%	329	2.06%	17	0.11%

	Governor 2012: Dalton-McCrory-Howe								Lieutenant Governor 2012: Coleman-Forest				US Senate 2014: Tillis-Hagan-Haugh							
District	Dem	Dem %	Rep	Rep %	Lib	Lib %	Write-In	Write-In %	Dem	Dem %	Rep	Rep %	Rep	Rep %	Dem	Dem %	Lib	Lib %	Write-In	Write-In %
22A	23,811	25.55%	67,803	72.76%	1,543	1.66%	27	0.03%	30,707	33.88%	59,935	66.12%	39,177	62.77%	19,388	31.07%	3,635	5.82%	209	0.33%
22B	22,550	24.67%	66,966	73.28%	1,855	2.03%	18	0.02%	27,314	30.49%	62,260	69.51%	38,792	68.19%	15,607	27.43%	2,390	4.20%	103	0.18%
23	15,545	24.46%	46,658	73.41%	1,342	2.11%	15	0.02%	18,697	30.39%	42,822	69.61%	29,029	66.65%	11,834	27.17%	2,570	5.90%	121	0.28%
24	22,193	36.07%	37,240	60.53%	2,079	3.38%	16	0.03%	24,938	42.11%	34,290	57.89%	23,676	54.87%	17,195	39.85%	2,218	5.14%	64	0.15%
25A	19,268	26.98%	50,743	71.05%	1,392	1.95%	18	0.03%	25,347	36.54%	44,029	63.46%	27,512	60.26%	15,095	33.06%	2,926	6.41%	124	0.27%
25B	18,347	26.50%	49,721	71.80%	1,163	1.68%	15	0.02%	23,300	34.41%	44,421	65.59%	27,425	62.27%	14,283	32.43%	2,213	5.02%	123	0.28%
26A	49,928	78.23%	12,794	20.05%	1,081	1.69%	21	0.03%	54,240	86.55%	8,431	13.45%	4,091	11.93%	29,446	85.90%	707	2.06%	34	0.10%
26B	74,014	52.61%	63,885	45.41%	2,725	1.94%	53	0.04%	88,589	64.65%	48,432	35.35%	25,981	32.37%	52,128	64.94%	2,050	2.55%	111	0.14%
26C	88,353	37.79%	141,523	60.53%	3,884	1.66%	45	0.02%	111,305	48.98%	115,920	51.02%	65,213	47.02%	69,297	49.97%	3,868	2.79%	309	0.22%
27A	26,877	29.82%	61,844	68.61%	1,394	1.55%	18	0.02%	32,869	37.43%	54,934	62.57%	33,167	60.54%	19,060	34.79%	2,426	4.43%	129	0.24%
27B	24,419	30.61%	54,210	67.95%	1,132	1.42%	15	0.02%	28,718	36.98%	48,930	63.02%	31,378	60.67%	17,662	34.15%	2,551	4.93%	132	0.26%
28	64,382	51.02%	57,539	45.60%	4,222	3.35%	35	0.03%	69,854	56.50%	53,781	43.50%	33,872	38.99%	49,455	56.92%	3,446	3.97%	106	0.12%
29A	17,827	38.18%	27,910	59.77%	947	2.03%	9	0.02%	17,074	37.82%	28,068	62.18%	18,639	61.11%	10,026	32.87%	1,796	5.89%	40	0.13%
29B	26,749	34.04%	49,751	63.31%	2,055	2.62%	28	0.04%	29,642	38.51%	47,337	61.49%	32,849	57.66%	21,738	38.15%	2,312	4.06%	76	0.13%
30A	14,630	33.02%	28,091	63.41%	1,563	3.53%	18	0.04%	16,038	37.17%	27,115	62.83%	20,257	60.53%	11,335	33.87%	1,829	5.47%	46	0.14%
30B	18,353	41.61%	24,444	55.42%	1,303	2.95%	9	0.02%	20,315	47.23%	22,701	52.77%	14,823	49.97%	13,259	44.70%	1,514	5.10%	69	0.23%
Totals:	1,925,270	43.18%	2,437,224	54.67%	94,512	2.12%	1,191	0.03%	2,174,021	49.88%	2,184,891	50.12%	1,416,834	48.84%	1,370,303	47.23%	108,779	3.75%	5,251	0.18%

G.S. 7A-41, Superior Court, Effective 1/1/19: President 2016, US Senate 2016, Governor 2016

	US President 2016: Trump-Clinton-Johnson								US Senate 2016: Burr-Ross-Haugh						Governor 2016: Cooper-McCrory-Cecil					
District	Rep	Rep %	Dem	Dem %	Lib	Lib %	Write-In	Write-In %	Rep	Rep %	Dem	Dem %	Lib	Lib %	Dem	Dem %	Rep	Rep %	Lib	Lib %
1	43,201	58.66%	27,589	37.46%	2,169	2.95%	687	0.93%	42,588	59.07%	27,487	38.13%	2,017	2.80%	28,928	39.93%	41,948	57.90%	1,568	2.16%
2	25,252	54.82%	19,774	42.93%	726	1.58%	312	0.68%	24,844	54.66%	19,121	42.07%	1,488	3.27%	19,710	43.08%	25,522	55.79%	516	1.13%
3A	35,647	44.35%	41,728	51.91%	2,160	2.69%	850	1.06%	37,106	46.67%	39,969	50.27%	2,432	3.06%	41,825	52.41%	36,658	45.93%	1,322	1.66%
3B	58,542	63.89%	30,012	32.76%	2,242	2.45%	829	0.90%	58,109	64.13%	28,994	32.00%	3,512	3.88%	30,960	34.02%	58,265	64.02%	1,788	1.96%
4A	30,029	57.84%	20,895	40.25%	712	1.37%	283	0.55%	29,732	58.02%	20,283	39.58%	1,228	2.40%	20,796	40.34%	30,202	58.59%	549	1.07%
4B	37,125	64.98%	17,512	30.65%	1,926	3.37%	573	1.00%	36,186	64.48%	17,027	30.34%	2,907	5.18%	17,990	31.93%	36,687	65.12%	1,658	2.94%
5A	13,909	38.59%	20,513	56.91%	1,138	3.16%	487	1.35%	13,762	38.94%	19,888	56.28%	1,689	4.78%	21,571	60.80%	12,819	36.13%	1,089	3.07%
5B	33,603	58.25%	21,416	37.12%	1,959	3.40%	709	1.23%	33,949	59.70%	20,522	36.09%	2,399	4.22%	24,054	42.14%	31,475	55.14%	1,548	2.71%
5C	25,452	55.32%	18,377	39.94%	1,535	3.34%	645	1.40%	25,605	56.41%	17,647	38.88%	2,138	4.71%	20,905	45.84%	23,419	51.35%	1,279	2.80%
6A	8,922	36.07%	15,436	62.41%	280	1.13%	94	0.38%	8,879	36.16%	15,268	62.18%	409	1.67%	15,689	63.79%	8,719	35.45%	187	0.76%
6B	10,122	34.57%	18,749	64.04%	294	1.00%	114	0.39%	10,059	34.97%	18,291	63.59%	413	1.44%	18,212	62.91%	10,535	36.39%	203	0.70%
7A	23,319	48.92%	23,235	48.75%	750	1.57%	361	0.76%	23,450	49.39%	23,093	48.64%	933	1.97%	24,646	51.74%	22,486	47.20%	506	1.06%
7B	3,751	20.81%	14,017	77.76%	169	0.94%	88	0.49%	3,791	21.27%	13,754	77.17%	278	1.56%	13,888	77.61%	3,855	21.54%	151	0.84%
7C	22,041	48.98%	21,870	48.60%	782	1.74%	303	0.67%	22,203	49.68%	21,528	48.17%	961	2.15%	22,745	50.66%	21,695	48.32%	455	1.01%
8A	17,865	52.02%	15,801	46.01%	484	1.41%	194	0.56%	17,675	52.12%	15,403	45.42%	835	2.46%	15,637	45.84%	18,133	53.15%	345	1.01%
8B	27,540	54.33%	21,770	42.95%	963	1.90%	416	0.82%	27,530	54.95%	21,286	42.48%	1,288	2.57%	21,859	43.41%	27,821	55.24%	680	1.35%
9	51,691	48.24%	52,264	48.77%	2,233	2.08%	975	0.91%	51,513	48.48%	51,801	48.75%	2,953	2.78%	54,518	51.07%	50,578	47.38%	1,647	1.54%
10A	25,501	31.02%	51,549	62.70%	3,546	4.31%	1,624	1.98%	29,335	35.90%	49,474	60.55%	2,894	3.54%	54,090	65.94%	25,775	31.42%	2,165	2.64%
10B	12,231	18.09%	52,798	78.08%	1,688	2.50%	903	1.34%	13,440	20.00%	51,981	77.34%	1,787	2.66%	53,230	79.03%	12,866	19.10%	1,254	1.86%
10C	46,656	45.68%	49,575	48.54%	3,825	3.75%	2,076	2.03%	51,792	50.94%	46,834	46.07%	3,038	2.99%	52,544	51.48%	47,420	46.46%	2,097	2.05%
10D	32,516	34.04%	57,582	60.28%	3,658	3.83%	1,771	1.85%	38,134	40.15%	53,996	56.85%	2,845	3.00%	59,519	62.45%	33,650	35.31%	2,139	2.24%
10E	32,127	39.29%	45,886	56.12%	2,549	3.12%	1,199	1.47%	33,703	41.45%	45,067	55.43%	2,535	3.12%	47,764	58.50%	32,286	39.54%	1,594	1.95%
10F	47,051	47.83%	45,346	46.10%	4,194	4.26%	1,773	1.80%	51,385	52.57%	42,934	43.92%	3,435	3.51%	48,408	49.30%	47,359	48.24%	2,415	2.46%
11A	41,326	58.08%	27,206	38.24%	1,936	2.72%	681	0.96%	40,840	57.88%	27,213	38.57%	2,503	3.55%	29,035	41.03%	40,139	56.73%	1,585	2.24%
11B	54,372	63.29%	28,362	33.01%	2,347	2.73%	828	0.96%	53,977	63.32%	28,279	33.17%	2,988	3.51%	31,182	36.40%	52,921	61.77%	1,567	1.83%
12A	13,174	36.91%	21,217	59.44%	958	2.68%	347	0.97%	13,496	38.32%	20,491	58.19%	1,229	3.49%	20,663	58.54%	13,755	38.97%	880	2.49%
12B	5,038	20.84%	18,319	75.77%	584	2.42%	235	0.97%	5,272	22.10%	17,850	74.84%	729	3.06%	17,677	74.23%	5,595	23.50%	541	2.27%
12C	33,053	48.87%	32,069	47.42%	1,831	2.71%	681	1.01%	33,134	49.58%	31,392	46.97%	2,308	3.45%	32,109	47.92%	33,412	49.86%	1,488	2.22%
13A	22,822	57.59%	16,118	40.68%	518	1.31%	168	0.42%	21,878	56.30%	15,839	40.76%	1,144	2.94%	16,576	42.36%	22,051	56.36%	500	1.28%
13B	42,720	62.50%	23,282	34.06%	1,717	2.51%	632	0.92%	42,113	62.57%	22,370	33.24%	2,824	4.20%	25,286	37.41%	40,726	60.26%	1,574	2.33%
14A	2,805	9.07%	26,970	87.22%	667	2.16%	481	1.56%	3,630	11.80%	26,500	86.15%	629	2.04%	27,065	87.88%	3,256	10.57%	478	1.55%
14B	25,464	20.45%	93,677	75.24%	3,320	2.67%	2,049	1.65%	29,984	24.22%	90,825	73.36%	2,991	2.42%	94,491	76.20%	27,383	22.08%	2,131	1.72%
15A	38,815	54.55%	29,833	41.93%	1,795	2.52%	714	1.00%	39,380	55.76%	28,873	40.88%	2,368	3.35%	32,032	45.23%	37,501	52.96%	1,283	1.81%
15B	35,663	29.19%	80,987	66.28%	3,534	2.89%	2,005	1.64%	39,933	32.86%	78,407	64.52%	3,177	2.61%	83,440	68.47%	36,205	29.71%	2,211	1.81%
16A	28,897	46.58%	31,412	50.64%	1,295	2.09%	428	0.69%	27,890	45.87%	30,952	50.90%	1,965	3.23%	31,844	52.04%	28,240	46.15%	1,102	1.80%
16B	20,638	50.93%	18,817	46.44%	795	1.96%	270	0.67%	19,677	50.02%	18,862	47.95%	798	2.03%	18,348	45.98%	21,177	53.07%	379	0.95%
17A	32,857	61.59%	19,020	35.65%	1,085	2.03%	387	0.73%	32,149	60.86%	18,864	35.71%	1,813	3.43%	21,369	40.34%	30,594	57.76%	1,006	1.90%
17B	40,635	74.48%	12,127	22.23%	1,303	2.39%	496	0.91%	39,703	73.41%	12,253	22.66%	2,126	3.93%	15,758	29.05%	37,312	68.79%	1,171	2.16%
18A	7,982	25.16%	22,910	72.21%	511	1.61%	324	1.02%	8,264	26.35%	22,351	71.27%	747	2.38%	22,964	73.11%	7,919	25.21%	527	1.68%
18B	21,769	42.35%	27,680	53.85%	1,384	2.69%	573	1.11%	22,552	44.42%	26,497	52.19%	1,717	3.38%	28,765	56.54%	20,909	41.10%	1,205	2.37%
18C	36,387	48.12%	35,694	47.21%	2,389	3.16%	1,143	1.51%	38,892	51.77%	33,929	45.16%	2,308	3.07%	38,755	51.46%	34,900	46.34%	1,654	2.20%
18D	10,641	24.30%	31,411	71.73%	1,104	2.52%	632	1.44%	11,409	26.35%	30,551	70.56%	1,335	3.08%	32,196	74.11%	10,319	23.75%	929	2.14%
18E	21,040	38.88%	31,074	57.43%	1,343	2.48%	655	1.21%	21,984	40.98%	30,129	56.17%	1,529	2.85%	32,514	60.45%	20,210	37.58%	1,061	1.97%
19A	53,818	57.69%	35,522	38.08%	2,786	2.99%	1,163	1.25%	53,722	58.16%	34,268	37.10%	4,383	4.74%	37,919	40.82%	52,531	56.55%	2,441	2.63%
19B	56,560	74.31%	17,344	22.79%	1,606	2.11%	605	0.79%	54,886	72.77%	17,414	23.09%	3,128	4.15%	21,032	27.79%	53,026	70.05%	1,635	2.16%
19C	42,810	66.51%	19,400	30.14%	1,517	2.36%	642	1.00%	41,230	64.75%	19,227	30.19%	3,222	5.06%	21,631	33.76%	40,812	63.70%	1,630	2.54%
19D	30,489	62.62%	16,328	33.53%	1,355	2.78%	518	1.06%	30,722	63.56%	16,058	33.22%	1,556	3.22%	17,791	36.70%	29,689	61.25%	991	2.04%
20A	21,964	73.42%	7,094	23.71%	664	2.22%	195	0.65%	20,831	70.27%	7,255	24.47%	1,560	5.26%	8,163	27.38%	21,054	70.61%	601	2.02%
20B	66,707	63.10%	34,337	32.48%	3,327	3.15%	1,339	1.27%	67,893	65.04%	32,116	30.76%	4,385	4.20%	35,921	34.19%	66,739	63.53%	2,388	2.27%
21A	29,594	50.06%	26,452	44.74%	2,069	3.50%	1,003	1.70%	32,373	54.99%	24,562	41.72%	1,935	3.29%	28,877	48.98%	28,758	48.78%	1,319	2.24%
21B	10,683	29.07%	24,455	66.54%	1,088	2.96%	524	1.43%	11,755	32.30%	23,482	64.52%	1,157	3.18%	24,976	68.69%	10,501	28.88%	885	2.43%
21C	31,452	57.28%	20,880	38.03%	1,783	3.25%	792	1.44%	33,240	60.77%	19,586	35.81%	1,873	3.42%	23,330	42.61%	30,098	54.97%	1,325	2.42%

G.S. 7A-41, Superior Court, Effective 1/1/19: President 2016, US Senate 2016, Governor 2016

	US President 2016: Trump-Clinton-Johnson								US Senate 2016: Burr-Ross-Haugh						Governor 2016: Cooper-McCrory-Cecil					
District	Rep	Rep %	Dem	Dem %	Lib	Lib %	Write-In	Write-In %	Rep	Rep %	Dem	Dem %	Lib	Lib %	Dem	Dem %	Rep	Rep %	Lib	Lib %
21D	4,262	15.47%	22,665	82.27%	435	1.58%	188	0.68%	4,651	17.06%	22,029	80.82%	578	2.12%	22,493	82.49%	4,313	15.82%	461	1.69%
22A	68,647	68.08%	28,501	28.26%	2,622	2.60%	1,068	1.06%	66,396	66.63%	28,083	28.18%	5,177	5.19%	33,233	33.16%	64,171	64.04%	2,806	2.80%
22B	69,919	72.37%	23,379	24.20%	2,490	2.58%	824	0.85%	69,103	72.16%	22,870	23.88%	3,792	3.96%	28,383	29.52%	65,581	68.21%	2,184	2.27%
23	50,860	75.17%	14,606	21.59%	1,506	2.23%	691	1.02%	49,537	73.84%	14,824	22.10%	2,726	4.06%	18,259	27.06%	47,864	70.92%	1,363	2.02%
24	39,445	58.39%	24,545	36.33%	2,236	3.31%	1,333	1.97%	38,520	57.92%	25,094	37.73%	2,896	4.35%	28,352	42.24%	36,813	54.84%	1,963	2.92%
25A	52,859	70.25%	19,678	26.15%	1,837	2.44%	868	1.15%	50,702	68.21%	20,013	26.92%	3,619	4.87%	23,431	31.29%	49,642	66.30%	1,803	2.41%
25B	48,307	66.80%	21,201	29.32%	1,973	2.73%	838	1.16%	47,213	66.12%	20,731	29.03%	3,461	4.85%	23,750	33.07%	46,253	64.40%	1,815	2.53%
26A	8,925	13.74%	53,498	82.35%	1,717	2.64%	825	1.27%	10,702	16.74%	51,083	79.89%	2,158	3.37%	52,823	82.28%	9,776	15.23%	1,601	2.49%
26B	39,723	27.16%	99,112	67.76%	4,961	3.39%	2,475	1.69%	46,258	31.94%	93,441	64.51%	5,146	3.55%	99,366	68.31%	42,567	29.26%	3,532	2.43%
26C	105,230	41.54%	135,469	53.47%	8,692	3.43%	3,946	1.56%	114,581	45.71%	126,376	50.42%	9,686	3.86%	138,715	55.09%	106,413	42.26%	6,684	2.65%
27A	61,798	64.09%	31,177	32.33%	2,445	2.54%	1,011	1.05%	60,298	63.29%	30,582	32.10%	4,388	4.61%	33,708	35.16%	60,006	62.60%	2,146	2.24%
27B	57,283	67.64%	24,861	29.35%	1,821	2.15%	729	0.86%	55,359	66.14%	24,823	29.66%	3,518	4.20%	27,445	32.58%	55,105	65.41%	1,699	2.02%
28	55,715	40.10%	75,449	54.30%	4,286	3.08%	3,494	2.51%	56,089	40.79%	75,891	55.19%	5,533	4.02%	81,872	59.31%	51,876	37.58%	4,294	3.11%
29A	36,439	72.61%	12,179	24.27%	1,020	2.03%	544	1.08%	34,037	69.05%	13,141	26.66%	2,112	4.28%	15,534	31.35%	32,721	66.03%	1,300	2.62%
29B	53,097	61.05%	30,120	34.63%	2,387	2.74%	1,375	1.58%	52,069	60.62%	30,512	35.53%	3,307	3.85%	34,359	39.90%	49,373	57.34%	2,377	2.76%
30A	34,256	71.05%	12,067	25.03%	1,270	2.63%	624	1.29%	31,914	67.74%	13,251	28.13%	1,949	4.14%	15,487	32.73%	30,317	64.07%	1,517	3.21%
30B	28,716	58.29%	18,118	36.78%	1,638	3.33%	788	1.60%	27,431	56.39%	18,909	38.87%	2,303	4.73%	21,974	44.97%	25,343	51.87%	1,542	3.16%
Totals:	2,359,749	49.90%	2,180,316	46.10%	129,929	2.75%	59,397	1.26%	2,392,439	51.13%	2,119,696	45.30%	167,190	3.57%	2,300,381	48.95%	2,296,039	48.86%	102,729	2.19%

	Lieutenant Governor 2016: Forest-Coleman-Cole						Attorney General 2016: Stein-Newton			
District	Rep	Rep %	Dem	Dem %	Lib	Lib %	Dem	Dem %	Rep	Rep %
1	41,383	58.08%	27,791	39.01%	2,074	2.91%	29,267	41.81%	40,740	58.19%
2	24,324	54.32%	19,611	43.79%	847	1.89%	20,901	47.15%	23,428	52.85%
3A	36,380	46.47%	39,926	50.99%	1,989	2.54%	42,335	54.50%	35,349	45.50%
3B	57,464	64.37%	29,461	33.00%	2,347	2.63%	31,586	35.67%	56,959	64.33%
4A	29,178	57.88%	20,397	40.46%	836	1.66%	21,888	43.91%	27,959	56.09%
4B	35,422	64.57%	17,156	31.27%	2,282	4.16%	18,930	34.93%	35,264	65.07%
5A	13,704	39.56%	19,519	56.35%	1,417	4.09%	21,333	62.07%	13,037	37.93%
5B	33,980	60.99%	19,793	35.53%	1,940	3.48%	23,152	41.92%	32,075	58.08%
5C	25,582	57.59%	17,138	38.58%	1,704	3.84%	20,222	45.93%	23,809	54.07%
6A	8,690	35.75%	15,313	63.00%	305	1.25%	15,935	65.90%	8,246	34.10%
6B	9,657	34.07%	18,361	64.78%	324	1.14%	18,773	66.98%	9,255	33.02%
7A	23,422	49.75%	22,963	48.78%	691	1.47%	24,158	51.34%	22,898	48.66%
7B	3,692	20.85%	13,786	77.85%	230	1.30%	13,954	78.98%	3,714	21.02%
7C	22,028	49.84%	21,430	48.49%	738	1.67%	22,754	51.52%	21,409	48.48%
8A	17,396	51.82%	15,640	46.59%	531	1.58%	16,488	49.66%	16,715	50.34%
8B	27,413	55.53%	21,021	42.58%	933	1.89%	22,724	46.42%	26,226	53.58%
9	51,294	48.92%	51,437	49.06%	2,116	2.02%	55,988	53.92%	47,844	46.08%
10A	29,140	36.37%	47,758	59.60%	3,227	4.03%	52,703	66.27%	26,819	33.73%
10B	13,328	20.06%	51,288	77.18%	1,833	2.76%	53,275	80.90%	12,581	19.10%
10C	52,490	52.31%	44,964	44.81%	2,884	2.87%	50,536	50.95%	48,648	49.05%
10D	37,716	40.41%	52,487	56.23%	3,133	3.36%	57,966	62.58%	34,662	37.42%
10E	33,957	42.19%	44,328	55.07%	2,204	2.74%	47,794	59.98%	31,884	40.02%
10F	51,144	53.26%	41,727	43.46%	3,148	3.28%	46,341	48.72%	48,782	51.28%
11A	41,071	58.83%	26,874	38.50%	1,866	2.67%	30,078	43.52%	39,035	56.48%
11B	54,748	65.02%	27,276	32.40%	2,173	2.58%	31,485	37.74%	51,938	62.26%
12A	13,122	37.80%	20,384	58.71%	1,211	3.49%	21,594	62.42%	13,003	37.58%
12B	5,057	21.52%	17,659	75.16%	780	3.32%	18,144	77.81%	5,175	22.19%
12C	32,554	49.50%	31,081	47.26%	2,129	3.24%	33,635	51.45%	31,739	48.55%
13A	21,127	55.43%	16,332	42.85%	658	1.73%	18,459	48.90%	19,287	51.10%
13B	42,291	63.83%	22,235	33.56%	1,726	2.61%	26,195	39.89%	39,468	60.11%
14A	3,516	11.54%	26,184	85.98%	755	2.48%	27,046	89.13%	3,297	10.87%
14B	29,705	24.33%	89,185	73.06%	3,183	2.61%	93,744	77.24%	27,623	22.76%
15A	39,400	56.52%	28,247	40.52%	2,061	2.96%	31,692	45.78%	37,542	54.22%
15B	39,577	33.12%	76,646	64.14%	3,271	2.74%	81,625	68.71%	37,164	31.29%
16A	26,808	45.02%	31,182	52.36%	1,563	2.62%	33,359	56.53%	25,657	43.47%
16B	17,779	46.32%	19,771	51.51%	836	2.18%	21,213	55.87%	16,754	44.13%
17A	31,623	60.90%	19,145	36.87%	1,162	2.24%	21,186	41.06%	30,407	58.94%
17B	38,890	73.36%	12,775	24.10%	1,344	2.54%	15,410	29.18%	37,405	70.82%
18A	8,042	25.96%	22,249	71.82%	689	2.22%	22,849	74.19%	7,951	25.81%
18B	22,177	44.48%	26,161	52.47%	1,524	3.06%	28,103	56.62%	21,529	43.38%
18C	38,496	52.14%	33,206	44.97%	2,134	2.89%	36,755	50.04%	36,689	49.96%
18D	11,120	26.07%	30,036	70.42%	1,496	3.51%	31,755	74.83%	10,680	25.17%
18E	21,627	40.87%	29,882	56.47%	1,406	2.66%	31,977	60.81%	20,606	39.19%
19A	54,841	60.27%	33,227	36.52%	2,925	3.21%	38,199	42.36%	51,987	57.64%
19B	55,239	74.25%	17,359	23.33%	1,795	2.41%	20,506	27.74%	53,415	72.26%
19C	42,102	67.03%	18,919	30.12%	1,789	2.85%	22,850	36.63%	39,532	63.37%
19D	30,831	64.78%	15,555	32.68%	1,210	2.54%	17,352	36.81%	29,791	63.19%
20A	21,584	73.97%	6,860	23.51%	734	2.52%	8,793	30.40%	20,136	69.60%
20B	69,243	67.37%	30,605	29.78%	2,928	2.85%	36,022	35.38%	65,799	64.62%
21A	31,659	54.77%	24,488	42.36%	1,659	2.87%	27,800	48.33%	29,722	51.67%
21B	11,291	31.68%	23,224	65.16%	1,128	3.16%	24,657	69.54%	10,802	30.46%
21C	32,689	60.85%	19,448	36.20%	1,587	2.95%	22,649	42.36%	30,817	57.64%

	Lieutenant Governor 2016: Forest-Coleman-Cole						Attorney General 2016: Stein-Newton			
District	Rep	Rep %	Dem	Dem %	Lib	Lib %	Dem	Dem %	Rep	Rep %
21D	4,342	16.15%	21,974	81.72%	575	2.14%	22,494	83.97%	4,295	16.03%
22A	68,255	69.62%	26,923	27.46%	2,860	2.92%	33,209	34.17%	63,968	65.83%
22B	68,742	72.98%	22,962	24.38%	2,484	2.64%	27,334	29.13%	66,486	70.87%
23	49,285	74.91%	14,936	22.70%	1,569	2.38%	18,499	28.41%	46,619	71.59%
24	38,044	58.57%	24,430	37.61%	2,485	3.83%	27,733	43.22%	36,427	56.78%
25A	52,209	71.07%	19,470	26.51%	1,778	2.42%	24,879	34.16%	47,945	65.84%
25B	48,466	68.84%	19,825	28.16%	2,112	3.00%	24,488	34.98%	45,508	65.02%
26A	10,551	16.75%	50,285	79.81%	2,167	3.44%	52,259	83.43%	10,379	16.57%
26B	46,654	32.71%	90,882	63.73%	5,079	3.56%	97,991	69.17%	43,670	30.83%
26C	116,861	47.37%	121,550	49.27%	8,273	3.35%	135,297	55.30%	109,355	44.70%
27A	62,528	66.34%	29,237	31.02%	2,482	2.63%	34,674	37.17%	58,599	62.83%
27B	56,985	68.84%	23,853	28.82%	1,935	2.34%	29,013	35.41%	52,910	64.59%
28	54,553	40.34%	74,995	55.46%	5,675	4.20%	80,424	59.94%	53,745	40.06%
29A	34,392	70.73%	12,763	26.25%	1,472	3.03%	14,669	30.47%	33,469	69.53%
29B	52,730	62.18%	29,507	34.79%	2,569	3.03%	32,269	38.37%	51,823	61.63%
30A	31,532	68.07%	13,203	28.50%	1,590	3.43%	14,433	31.56%	31,293	68.44%
30B	27,497	57.30%	18,690	38.95%	1,800	3.75%	21,055	44.25%	26,532	55.75%
Totals:	2,390,619	51.88%	2,084,975	45.25%	132,360	2.87%	2,294,855	50.20%	2,276,276	49.80%

G.S. 7A-41, Superior Court, Effective 1/1/19: Court of Appeals 2016

	Dietz Seat: Dietz-Rozier				Geer Seat: Murphy-Eagles-Buie						Hunter Seat: Hunter-Jones				Stephens Seat: Berger-Stephens				Zachary Seat: Zachary-Mitchell			
District	Rep	Rep %	Dem	Dem %	Rep	Rep %	Dem	Dem %	Una	Una %	Rep	Rep %	Dem	Dem %	Rep	Rep %	Dem	Dem %	Rep	Rep %	Dem	Dem %
1	40,601	60.13%	26,918	39.87%	37,715	55.60%	26,534	39.11%	3,588	5.29%	41,476	61.11%	26,395	38.89%	38,591	56.72%	29,445	43.28%	40,793	60.57%	26,561	39.43%
2	23,508	55.34%	18,975	44.66%	22,259	51.95%	18,801	43.88%	1,785	4.17%	24,349	56.80%	18,516	43.20%	22,665	52.88%	20,197	47.12%	23,387	55.19%	18,985	44.81%
3A	35,983	47.85%	39,220	52.15%	33,912	44.72%	38,039	50.16%	3,889	5.13%	36,772	48.67%	38,789	51.33%	34,098	45.33%	41,118	54.67%	36,224	48.35%	38,699	51.65%
3B	56,245	66.47%	28,368	33.53%	52,927	61.96%	28,109	32.90%	4,390	5.14%	57,225	67.15%	27,993	32.85%	54,191	63.41%	31,272	36.59%	56,290	66.88%	27,873	33.12%
4A	27,068	56.81%	20,582	43.19%	26,541	55.10%	19,836	41.18%	1,794	3.72%	28,313	58.96%	19,708	41.04%	26,626	55.35%	21,481	44.65%	27,476	57.94%	19,944	42.06%
4B	34,410	66.70%	17,182	33.30%	31,568	60.42%	16,442	31.47%	4,237	8.11%	34,917	67.19%	17,054	32.81%	33,716	64.10%	18,881	35.90%	34,700	67.53%	16,682	32.47%
5A	13,341	40.71%	19,431	59.29%	12,086	36.65%	18,251	55.34%	2,640	8.01%	13,706	41.83%	19,062	58.17%	12,756	38.63%	20,267	61.37%	13,778	42.25%	18,835	57.75%
5B	33,118	63.33%	19,175	36.67%	30,515	57.96%	18,466	35.07%	3,671	6.97%	33,610	64.21%	18,733	35.79%	31,531	59.76%	21,236	40.24%	33,449	64.39%	18,496	35.61%
5C	25,112	60.42%	16,452	39.58%	22,785	54.45%	15,849	37.87%	3,213	7.68%	25,407	61.18%	16,122	38.82%	23,599	56.15%	18,432	43.85%	25,416	61.64%	15,817	38.36%
6A	8,313	35.60%	15,040	64.40%	7,863	33.37%	15,061	63.91%	641	2.72%	8,631	36.70%	14,886	63.30%	7,922	33.58%	15,666	66.42%	8,312	35.68%	14,983	64.32%
6B	8,926	33.47%	17,741	66.53%	8,498	31.50%	17,818	66.04%	665	2.46%	9,319	34.56%	17,644	65.44%	8,578	31.83%	18,368	68.17%	8,962	33.61%	17,699	66.39%
7A	23,037	50.31%	22,754	49.69%	21,684	47.01%	22,973	49.81%	1,467	3.18%	23,557	51.16%	22,486	48.84%	22,062	48.01%	23,890	51.99%	23,183	50.72%	22,524	49.28%
7B	3,639	21.24%	13,494	78.76%	3,358	19.99%	12,933	77.01%	504	3.00%	3,742	21.71%	13,498	78.29%	3,470	20.12%	13,776	79.88%	3,608	21.05%	13,533	78.95%
7C	21,166	50.14%	21,052	49.86%	19,668	46.26%	21,487	50.54%	1,363	3.21%	21,890	51.43%	20,675	48.57%	20,340	47.56%	22,431	52.44%	21,296	50.58%	20,811	49.42%
8A	16,354	51.39%	15,471	48.61%	15,781	49.17%	15,152	47.21%	1,165	3.63%	16,843	52.60%	15,179	47.40%	15,789	49.26%	16,261	50.74%	16,280	51.46%	15,359	48.54%
8B	25,866	55.21%	20,982	44.79%	24,614	52.03%	20,659	43.67%	2,038	4.31%	26,741	56.61%	20,498	43.39%	25,140	53.87%	21,532	46.13%	26,298	56.55%	20,209	43.45%
9	49,382	49.15%	51,092	50.85%	45,421	44.82%	51,202	50.53%	4,713	4.65%	50,871	50.32%	50,228	49.68%	47,116	46.06%	55,176	53.94%	49,532	49.48%	50,573	50.52%
10A	29,517	38.86%	46,438	61.14%	25,449	33.15%	46,151	60.11%	5,179	6.75%	30,534	40.03%	45,749	59.97%	26,630	34.55%	50,445	65.45%	30,390	40.27%	45,081	59.73%
10B	13,261	20.78%	50,558	79.22%	11,574	18.01%	49,162	76.51%	3,516	5.47%	13,674	21.36%	50,342	78.64%	12,165	18.85%	52,367	81.15%	13,906	21.91%	49,550	78.09%
10C	51,555	54.23%	43,506	45.77%	46,726	48.67%	44,422	46.27%	4,852	5.05%	52,544	54.99%	43,016	45.01%	48,187	49.86%	48,456	50.14%	52,698	55.71%	41,902	44.29%
10D	38,141	43.06%	50,431	56.94%	33,293	37.20%	51,047	57.03%	5,165	5.77%	39,587	44.48%	49,422	55.52%	34,459	38.28%	55,548	61.72%	39,124	44.39%	49,005	55.61%
10E	33,020	42.99%	43,787	57.01%	30,124	38.89%	42,985	55.50%	4,346	5.61%	33,842	43.83%	43,363	56.17%	31,140	39.95%	46,808	60.05%	33,944	44.47%	42,390	55.53%
10F	50,994	55.96%	40,133	44.04%	46,448	50.47%	40,490	44.00%	5,092	5.53%	52,036	56.89%	39,425	43.11%	47,832	51.67%	44,737	48.33%	52,289	57.63%	38,449	42.37%
11A	39,008	59.23%	26,851	40.77%	35,641	53.71%	25,862	38.98%	4,851	7.31%	39,970	60.50%	26,091	39.50%	36,810	55.25%	29,809	44.75%	39,553	60.23%	26,114	39.77%
11B	51,384	64.77%	27,951	35.23%	48,543	60.52%	26,978	33.64%	4,684	5.84%	53,292	66.78%	26,508	33.22%	49,443	61.17%	31,386	38.83%	52,675	66.69%	26,308	33.31%
12A	13,144	39.01%	20,547	60.99%	11,787	34.92%	19,776	58.59%	2,188	6.48%	13,443	39.89%	20,253	60.11%	12,395	36.62%	21,449	63.38%	13,452	40.02%	20,165	59.98%
12B	5,173	22.66%	17,651	77.34%	4,543	19.87%	17,045	74.54%	1,279	5.59%	5,313	23.26%	17,530	76.74%	4,851	21.12%	18,116	78.88%	5,355	23.49%	17,442	76.51%
12C	32,014	50.41%	31,498	49.59%	29,246	45.91%	30,309	47.58%	4,145	6.51%	33,044	51.96%	30,547	48.04%	30,561	47.80%	33,368	52.20%	32,710	51.60%	30,685	48.40%
13A	18,353	50.78%	17,786	49.22%	18,462	50.98%	16,033	44.28%	1,717	4.74%	20,050	55.54%	16,050	44.46%	18,871	52.07%	17,371	47.93%	18,997	53.33%	16,622	46.67%
13B	41,405	65.53%	21,784	34.47%	38,573	60.77%	21,358	33.65%	3,541	5.58%	42,213	66.75%	21,023	33.25%	39,576	62.39%	23,861	37.61%	42,019	66.82%	20,862	33.18%
14A	3,785	12.72%	25,965	87.28%	3,035	10.16%	25,526	85.49%	1,298	4.35%	3,920	13.16%	25,872	86.84%	3,294	10.9.						

G.S. 7A-41, Superior Court, Effective 1/1/19: Court of Appeals 2016

	Dietz Seat: Dietz-Rozier				Geer Seat: Murphy-Eagles-Buie						Hunter Seat: Hunter-Jones				Stephens Seat: Berger-Stephens				Zachary Seat: Zachary-Mitchell			
District	Rep	Rep %	Dem	Dem %	Rep	Rep %	Dem	Dem %	Una	Una %	Rep	Rep %	Dem	Dem %	Rep	Rep %	Dem	Dem %	Rep	Rep %	Dem	Dem %
21D	4,535	17.42%	21,499	82.58%	3,936	15.00%	20,929	79.78%	1,368	5.21%	4,564	17.50%	21,517	82.50%	4,298	16.36%	21,977	83.64%	4,624	17.81%	21,336	82.19%
22A	65,907	71.08%	26,816	28.92%	60,749	64.89%	26,487	28.29%	6,379	6.81%	66,527	71.35%	26,711	28.65%	63,007	67.44%	30,413	32.56%	65,690	71.07%	26,745	28.93%
22B	68,515	75.68%	22,014	24.32%	63,251	69.59%	22,244	24.47%	5,397	5.94%	69,176	76.19%	21,617	23.81%	66,847	73.06%	24,647	26.94%	68,332	75.66%	21,985	24.34%
23	47,581	76.17%	14,882	23.83%	44,340	70.48%	14,283	22.70%	4,287	6.81%	48,403	77.07%	14,398	22.93%	46,150	73.10%	16,983	26.90%	48,052	76.65%	14,636	23.35%
24	36,685	60.68%	23,774	39.32%	34,076	55.69%	22,506	36.78%	4,605	7.53%	37,192	61.95%	22,840	38.05%	35,460	57.86%	25,831	42.14%	36,229	60.14%	24,010	39.86%
25A	50,947	71.97%	19,846	28.03%	47,079	66.25%	19,647	27.65%	4,342	6.11%	51,133	72.08%	19,805	27.92%	47,852	67.32%	23,230	32.68%	49,991	70.88%	20,542	29.12%
25B	47,834	70.99%	19,548	29.01%	43,780	64.53%	19,776	29.15%	4,287	6.32%	47,936	70.95%	19,631	29.05%	45,151	66.72%	22,518	33.28%	47,268	70.41%	19,863	29.59%
26A	11,035	18.29%	49,301	81.71%	9,166	15.10%	48,123	79.29%	3,407	5.61%	11,181	18.47%	49,368	81.53%	9,780	16.14%	50,812	83.86%	11,003	18.17%	49,569	81.83%
26B	48,325	35.69%	87,086	64.31%	41,224	30.26%	86,795	63.72%	8,199	6.02%	49,936	36.76%	85,895	63.24%	42,953	31.52%	93,303	68.48%	46,790	34.57%	88,557	65.43%
26C	117,167	50.30%	115,752	49.70%	104,319	44.54%	116,663	49.81%	13,236	5.65%	119,128	50.99%	114,497	49.01%	107,450	45.96%	126,328	54.04%	115,604	49.67%	117,149	50.33%
27A	59,508	66.90%	29,442	33.10%	55,460	61.77%	29,167	32.49%	5,156	5.74%	60,089	67.25%	29,264	32.75%	57,118	63.56%	32,743	36.44%	59,024	66.70%	29,473	33.30%
27B	54,885	69.55%	24,033	30.45%	51,057	64.10%	24,152	30.32%	4,444	5.58%	55,426	69.83%	23,946	30.17%	52,754	66.27%	26,846	33.73%	54,278	69.04%	24,339	30.96%
28	56,594	43.84%	72,486	56.16%	50,923	39.21%	70,274	54.11%	8,681	6.68%	59,409	45.87%	70,105	54.13%	52,438	40.44%	77,229	59.56%	56,451	43.91%	72,124	56.09%
29A	34,000	72.85%	12,670	27.15%	31,639	67.60%	12,247	26.17%	2,915	6.23%	34,902	74.14%	12,176	25.86%	32,274	69.27%	14,316	30.73%	33,235	71.64%	13,155	28.36%
29B	52,821	65.06%	28,366	34.94%	49,220	60.24%	28,186	34.50%	4,297	5.26%	53,147	65.31%	28,229	34.69%	49,947	61.35%	31,470	38.65%	52,599	64.88%	28,470	35.12%
30A	31,158	71.15%	12,636	28.85%	29,554	66.85%	12,055	27.27%	2,600	5.88%	31,328	71.32%	12,601	28.68%	29,675	67.29%	14,426	32.71%	30,674	70.37%	12,914	29.63%
30B	27,516	60.04%	18,317	39.96%	26,587	57.29%	16,908	36.43%	2,911	6.27%	27,697	60.22%	18,296	39.78%	25,692	55.84%	20,316	44.16%	27,106	59.27%	18,625	40.73%
Totals:	2,350,800	53.54%	2,040,100	46.46%	2,156,688	48.77%	2,013,586	45.53%	252,225	5.70%	2,400,169	54.44%	2,008,351	45.56%	2,231,049	50.31%	2,203,187	49.69%	2,358,465	53.88%	2,018,808	46.12%

	2010 Census		US Senate 2010: Marshall-Burr-Beitler								US President 2012: Obama-Romney-Johnson							
District	Total Pop	18+ Pop	Dem	Dem %	Rep	Rep %	Lib	Lib %	Write-In	Write-In %	Dem	Dem %	Rep	Rep %	Lib	Lib %	Write-In	Write-In %
1	148,551	115,423	17,353	38.82%	26,332	58.91%	998	2.23%	16	0.04%	31,806	44.49%	38,738	54.19%	831	1.16%	114	0.16%
2	95,709	74,833	14,140	43.82%	17,533	54.34%	577	1.79%	18	0.06%	21,783	46.50%	24,691	52.71%	286	0.61%	83	0.18%
3A	168,148	130,350	19,784	47.60%	21,276	51.19%	487	1.17%	19	0.05%	41,768	53.11%	36,162	45.98%	608	0.77%	110	0.14%
3B	183,118	143,986	17,393	31.26%	37,109	66.70%	1,070	1.92%	63	0.11%	31,516	35.91%	55,323	63.03%	761	0.87%	168	0.19%
4A	132,089	98,734	14,947	43.12%	19,243	55.52%	462	1.33%	9	0.03%	22,933	44.13%	28,664	55.16%	305	0.59%	63	0.12%
4B	177,772	132,834	8,358	31.68%	17,311	65.62%	699	2.65%	14	0.05%	18,490	35.95%	32,243	62.69%	556	1.08%	146	0.28%
5A	72,774	57,473	11,300	55.74%	8,515	42.00%	450	2.22%	9	0.04%	21,549	61.49%	12,953	36.96%	431	1.23%	112	0.32%
5B	102,450	82,166	10,485	32.25%	21,328	65.60%	685	2.11%	14	0.04%	19,594	38.51%	30,561	60.07%	570	1.12%	150	0.29%
5C	79,660	62,943	9,167	33.20%	17,827	64.56%	604	2.19%	16	0.06%	17,157	40.62%	24,488	57.98%	476	1.13%	114	0.27%
6A	54,691	42,073	8,934	61.55%	5,416	37.31%	163	1.12%	3	0.02%	16,964	65.73%	8,708	33.74%	108	0.42%	29	0.11%
6B	68,050	53,817	12,906	62.87%	7,396	36.03%	219	1.07%	7	0.03%	21,762	68.46%	9,875	31.07%	128	0.40%	22	0.07%
7A	95,840	72,905	14,403	46.41%	16,244	52.34%	381	1.23%	9	0.03%	24,313	50.14%	23,842	49.17%	254	0.52%	83	0.17%
7B	42,776	31,612	9,261	78.04%	2,502	21.08%	103	0.87%	1	0.01%	15,941	81.09%	3,659	18.61%	44	0.22%	14	0.07%
7C	95,010	72,243	14,688	47.82%	15,539	50.59%	484	1.58%	6	0.02%	23,244	50.07%	22,841	49.20%	281	0.61%	57	0.12%
8A	80,857	61,573	10,897	46.72%	12,150	52.09%	269	1.15%	9	0.04%	17,722	48.81%	18,384	50.63%	176	0.48%	29	0.08%
8B	122,623	92,139	12,206	39.46%	18,336	59.28%	383	1.24%	6	0.02%	23,277	45.48%	27,605	53.94%	298	0.58%	0	0.00%
9	226,393	173,285	32,661	50.74%	30,437	47.29%	1,252	1.95%	19	0.03%	55,753	53.21%	48,073	45.88%	744	0.71%	216	0.21%
10A	148,442	121,844	22,673	52.86%	18,998	44.29%	1,204	2.81%	21	0.05%	46,342	59.10%	30,418	38.80%	1,472	1.88%	175	0.22%
10B	144,022	104,408	26,152	74.89%	8,229	23.57%	521	1.49%	18	0.05%	53,113	79.69%	12,883	19.33%	537	0.81%	113	0.17%
10C	154,854	111,920	20,924	37.90%	32,901	59.59%	1,352	2.45%	36	0.07%	40,648	44.09%	50,306	54.57%	1,067	1.16%	166	0.18%
10D	153,253	114,505	22,545	46.62%	24,568	50.81%	1,217	2.52%	26	0.05%	46,863	54.34%	38,048	44.12%	1,184	1.37%	151	0.18%
10E	148,723	108,667	22,955	49.79%	22,158	48.06%	969	2.10%	20	0.04%	43,341	55.90%	33,245	42.88%	834	1.08%	113	0.15%
10F	151,699	105,036	18,075	37.20%	29,278	60.25%	1,224	2.52%	18	0.04%	36,955	43.55%	46,696	55.03%	1,077	1.27%	126	0.15%
11A	172,544	125,857	16,222	39.75%	23,803	58.33%	768	1.88%	14	0.03%	28,132	41.58%	38,723	57.24%	654	0.97%	145	0.21%
11B	168,878	121,908	15,086	32.18%	30,853	65.82%	917	1.96%	20	0.04%	27,080	35.49%	48,253	63.24%	765	1.00%	203	0.27%
12A	90,023	65,331	10,798	54.81%	8,535	43.33%	356	1.81%	10	0.05%	22,229	61.61%	13,470	37.33%	291	0.81%	91	0.25%
12B	75,789	54,541	8,848	75.39%	2,756	23.48%	126	1.07%	7	0.06%	20,135	79.23%	5,110	20.11%	138	0.54%	30	0.12%
12C	153,619	114,018	17,046	45.31%	19,914	52.94%	639	1.70%	18	0.05%	33,428	50.54%	32,086	48.51%	498	0.75%	135	0.20%
13A	93,288	71,639	13,900	48.41%	14,313	49.85%	483	1.68%	18	0.06%	19,051	47.54%	20,651	51.53%	305	0.76%	70	0.17%
13B	107,431	87,270	12,994	33.41%	25,079	64.49%	805	2.07%	12	0.03%	22,038	38.42%	34,743	60.57%	469	0.82%	112	0.20%
14A	57,006	43,544	13,755	84.33%	2,343	14.36%	202	1.24%	11	0.07%	27,374	85.72%	4,267	13.36%	253	0.79%	40	0.13%
14B	210,581	163,722	44,273	68.22%	19,528	30.09%	1,069	1.65%	26	0.04%	83,850	73.16%	29,502	25.74%	1,098	0.96%	154	0.13%
15A	151,131	115,688	15,446	37.21%	25,012	60.25%	1,029	2.48%	25	0.06%	28,875	42.60%	38,170	56.32%	597	0.88%	134	0.20%
15B	197,306	155,496	43,402	61.53%	25,502	36.15%	1,599	2.27%	35	0.05%	72,262	64.41%	38,204	34.05%	1,386	1.24%	339	0.30%
16A	156,696	116,092	19,725	55.32%	15,332	43.00%	578	1.62%	19	0.05%	35,214	56.91%	26,148	42.25%	456	0.74%	64	0.10%
16B	134,168	98,241	12,001	52.46%	10,548	46.11%	316	1.38%	13	0.06%	24,988	58.18%	17,510	40.77%	336	0.78%	112	0.26%
17A	117,362	91,684	11,814	36.60%	19,538	60.52%	909	2.82%	20	0.06%	21,699	40.90%	30,821	58.09%	434	0.82%	105	0.20%
17B	121,074	93,336	9,401	28.52%	22,822	69.23%	735	2.23%	6	0.02%	15,039	29.59%	35,016	68.89%	624	1.23%	148	0.29%
18A	62,406	47,987	11,880	68.88%	5,159	29.91%	199	1.15%	10	0.06%	26,502	76.68%	7,875	22.79%	142	0.41%	42	0.12%
18B	108,936	82,008	11,501	43.32%	14,506	54.64%	513	1.93%	30	0.11%	27,001	53.52%	22,947	45.48%	395	0.78%	111	0.22%
18C	128,853	98,841	15,203	35.65%	26,543	62.25%	876	2.05%	20	0.05%	32,471	44.19%	40,146	54.64%	667	0.91%	190	0.26%
18D	85,509	68,076	12,657	61.33%	7,587	36.76%	369	1.79%	26	0.13%	30,203	71.36%	11,561	27.31%	431	1.02%	130	0.31%
18E	102,702	77,011	13,900	49.21%	13,791	48.83%	544	1.93%	10	0.04%	29,693	56.75%	22,051	42.14%	463	0.88%	120	0.23%
19A	178,011	129,230	15,922	33.35%	30,758	64.43%	1,056	2.21%	0	0.00%	32,818	39.44%	49,511	59.50%	887	1.07%	0	0.00%
19B	169,550	128,090	9,908	24.54%	29,299	72.55%	1,148	2.84%	27	0.07%	19,451	27.09%	51,507	71.75%	725	1.01%	108	0.15%
19C	138,428	105,486	11,939	33.12%	23,146	64.22%	937	2.60%	22	0.06%	22,650	36.35%	38,775	62.23%	655	1.05%	232	0.37%
19D	88,247	69,098	9,071	31.87%	18,806	66.07%	576	2.02%	9	0.03%	16,505	35.56%	29,495	63.55%	342	0.74%	73	0.16%
20A	60,585	46,852	5,268	28.28%	13,001	69.80%	348	1.87%	10	0.05%	8,428	29.42%	19,869	69.36%	298	1.04%	52	0.18%
20B	201,292	140,412	14,184	28.39%	34,656	69.36%	1,093	2.19%	30	0.06%	32,473	34.28%	61,107	64.51%	906	0.96%	242	0.26%
21A	101,546	77,642	11,200	34.38%	20,750	63.70%	614	1.88%	13	0.04%	23,766	42.67%	31,371	56.32%	560	1.01%	0	0.00%
21B	83,940	63,492	10,041	57.11%	7,210	41.01%	323	1.84%	9	0.05%	23,862	66.72%	11,556	32.31%	345	0.96%	0	0.00%
21C	100,594	76,343	9,937	30.80%	21,669	67.16%	655	2.03%	6	0.02%	19,856	37.27%	32,889	61.73%	532	1.00%	0	0.00%
21																		

G.S. 7A-41, Superior Court, Effective 1/1/19: Population 2010, US Senate 2010, President 2012

	2010 Census		US Senate 2010: Marshall-Burr-Beitler								US President 2012: Obama-Romney-Johnson							
District	Total Pop	18+ Pop	Dem	Dem %	Rep	Rep %	Lib	Lib %	Write-In	Write-In %	Dem	Dem %	Rep	Rep %	Lib	Lib %	Write-In	Write-In %
22A	196,635	147,597	16,810	30.33%	37,163	67.05%	1,423	2.57%	31	0.06%	30,687	32.80%	61,552	65.79%	1,010	1.08%	312	0.33%
22B	204,118	155,495	14,610	26.30%	39,676	71.42%	1,244	2.24%	23	0.04%	26,359	28.77%	64,070	69.94%	975	1.06%	201	0.22%
23	146,182	114,172	12,766	28.56%	30,681	68.65%	1,231	2.75%	17	0.04%	17,795	27.99%	44,712	70.33%	841	1.32%	227	0.36%
24	123,037	102,215	16,965	38.45%	25,943	58.79%	1,193	2.70%	25	0.06%	24,952	40.17%	35,775	57.60%	1,111	1.79%	271	0.44%
25A	173,941	134,967	15,418	34.40%	28,178	62.87%	1,200	2.68%	20	0.04%	24,599	34.57%	45,496	63.94%	923	1.30%	132	0.19%
25B	154,358	117,563	12,647	30.55%	27,703	66.91%	1,027	2.48%	26	0.06%	24,064	34.58%	44,534	63.99%	770	1.11%	224	0.32%
26A	151,257	113,836	24,279	84.25%	4,151	14.40%	374	1.30%	13	0.05%	56,489	86.64%	8,167	12.53%	429	0.66%	112	0.17%
26B	301,999	227,638	41,853	57.38%	29,783	40.83%	1,269	1.74%	38	0.05%	92,588	65.29%	47,545	33.53%	1,312	0.93%	372	0.26%
26C	466,372	344,816	51,412	41.57%	69,833	56.46%	2,374	1.92%	64	0.05%	118,055	50.13%	114,743	48.72%	2,151	0.91%	555	0.24%
27A	206,086	156,845	15,470	31.34%	32,726	66.30%	1,163	2.36%	0	0.00%	33,171	36.76%	56,138	62.21%	927	1.03%	0	0.00%
27B	176,343	134,864	17,217	34.64%	31,405	63.18%	1,062	2.14%	22	0.04%	28,083	35.06%	51,059	63.74%	745	0.93%	224	0.28%
28	238,318	189,478	38,995	50.17%	36,605	47.09%	2,076	2.67%	51	0.07%	70,618	55.31%	54,699	42.84%	1,721	1.35%	649	0.51%
29A	112,806	87,797	9,418	30.44%	20,725	66.99%	774	2.50%	20	0.06%	15,405	32.92%	30,729	65.66%	515	1.10%	152	0.32%
29B	160,340	128,611	19,311	34.37%	35,515	63.20%	1,350	2.40%	17	0.03%	29,481	37.08%	48,864	61.45%	912	1.15%	255	0.32%
30A	94,795	75,809	11,787	34.34%	21,223	61.83%	1,292	3.76%	21	0.06%	14,405	32.02%	29,776	66.19%	628	1.40%	176	0.39%
30B	99,307	80,649	13,378	42.94%	16,942	54.38%	820	2.63%	17	0.05%	19,796	44.60%	23,802	53.63%	666	1.50%	121	0.27%
Totals:	9,535,483	7,253,848	1,141,700	43.04%	1,454,082	54.82%	55,554	2.09%	1,263	0.05%	2,171,293	48.33%	2,267,353	50.47%	44,448	0.99%	9,519	0.21%

	Governor 2012: Dalton-McCrory-Howe								Lieutenant Governor 2012: Coleman-Forest				US Senate 2014: Tillis-Hagan-Haugh							
District	Dem	Dem %	Rep	Rep %	Lib	Lib %	Write-In	Write-In %	Dem	Dem %	Rep	Rep %	Rep	Rep %	Dem	Dem %	Lib	Lib %	Write-In	Write-In %
1	31,059	44.44%	36,461	52.17%	2,348	3.36%	15	0.02%	33,689	49.03%	35,016	50.97%	25,732	55.30%	19,526	41.96%	1,243	2.67%	34	0.07%
2	21,249	45.58%	24,700	52.98%	666	1.43%	6	0.01%	23,754	52.12%	21,823	47.88%	16,559	49.17%	15,474	45.95%	1,540	4.57%	104	0.31%
3A	38,808	49.66%	37,944	48.55%	1,384	1.77%	15	0.02%	42,409	55.11%	34,548	44.89%	21,177	46.69%	22,709	50.07%	1,392	3.07%	75	0.17%
3B	28,530	32.65%	57,217	65.47%	1,615	1.85%	26	0.03%	32,786	38.21%	53,018	61.79%	36,899	60.46%	21,609	35.41%	2,340	3.83%	182	0.30%
4A	22,393	43.27%	28,750	55.56%	597	1.15%	9	0.02%	24,358	47.87%	26,524	52.13%	18,150	53.19%	14,605	42.80%	1,319	3.87%	51	0.15%
4B	16,520	32.61%	32,732	64.61%	1,395	2.75%	13	0.03%	19,556	39.59%	29,843	60.41%	19,830	62.97%	10,126	32.15%	1,487	4.72%	50	0.16%
5A	19,449	56.49%	13,930	40.46%	1,043	3.03%	10	0.03%	21,192	63.10%	12,392	36.90%	6,919	33.65%	12,559	61.08%	1,043	5.07%	40	0.19%
5B	16,579	33.02%	32,202	64.14%	1,407	2.80%	14	0.03%	19,415	39.70%	29,484	60.30%	18,906	56.01%	13,083	38.76%	1,700	5.04%	68	0.20%
5C	14,331	34.42%	26,089	62.66%	1,204	2.89%	13	0.03%	16,986	41.95%	23,501	58.05%	14,787	51.98%	12,102	42.54%	1,513	5.32%	45	0.16%
6A	16,771	64.80%	8,894	34.36%	216	0.83%	2	0.01%	17,542	68.48%	8,074	31.52%	6,092	34.94%	10,835	62.14%	497	2.85%	13	0.07%
6B	21,487	68.24%	9,680	30.74%	314	1.00%	7	0.02%	22,462	72.77%	8,405	27.23%	6,188	31.87%	12,798	65.90%	423	2.18%	10	0.05%
7A	23,449	48.45%	24,471	50.56%	475	0.98%	6	0.01%	24,964	52.26%	22,805	47.74%	16,869	49.31%	16,325	47.72%	979	2.86%	37	0.11%
7B	15,555	79.87%	3,806	19.54%	114	0.59%	0	0.00%	15,903	82.21%	3,442	17.79%	2,261	18.89%	9,506	79.44%	192	1.60%	8	0.07%
7C	22,451	48.62%	23,177	50.19%	539	1.17%	8	0.02%	23,979	52.90%	21,351	47.10%	14,646	47.55%	15,255	49.53%	876	2.84%	24	0.08%
8A	17,242	47.84%	18,408	51.07%	384	1.07%	9	0.02%	18,689	52.69%	16,778	47.31%	11,713	48.12%	11,766	48.34%	842	3.46%	18	0.07%
8B	22,073	43.29%	28,220	55.34%	683	1.34%	16	0.03%	23,920	47.62%	26,311	52.38%	17,865	54.21%	14,009	42.51%	1,041	3.16%	43	0.13%
9	52,154	50.15%	50,041	48.12%	1,772	1.70%	27	0.03%	57,307	56.37%	44,351	43.63%	30,861	44.32%	36,053	51.78%	2,601	3.74%	117	0.17%
10A	40,257	52.02%	34,162	44.14%	2,949	3.81%	25	0.03%	44,958	59.70%	30,348	40.30%	18,020	35.78%	30,477	60.51%	1,775	3.52%	96	0.19%
10B	49,409	74.47%	15,505	23.37%	1,422	2.14%	12	0.02%	52,716	80.33%	12,908	19.67%	7,771	18.85%	32,374	78.53%	1,021	2.48%	61	0.15%
10C	34,014	37.19%	55,164	60.32%	2,255	2.47%	26	0.03%	38,844	43.35%	50,759	56.65%	33,635	51.66%	29,640	45.53%	1,736	2.67%	94	0.14%
10D	40,060	46.93%	42,636	49.95%	2,636	3.09%	24	0.03%	45,144	54.22%	38,120	45.78%	24,296	41.37%	32,669	55.62%	1,677	2.86%	90	0.15%
10E	39,066	50.59%	36,324	47.04%	1,818	2.35%	14	0.02%	43,281	56.96%	32,704	43.04%	21,291	41.22%	28,717	55.59%	1,542	2.99%	104	0.20%
10F	31,016	36.83%	50,793	60.31%	2,379	2.82%	26	0.03%	35,830	43.62%	46,318	56.38%	31,223	52.62%	26,156	44.08%	1,837	3.10%	124	0.21%
11A	26,116	38.79%	39,817	59.14%	1,367	2.03%	27	0.04%	29,592	44.78%	36,489	55.22%	23,378	54.59%	17,531	40.93%	1,842	4.30%	76	0.18%
11B	24,498	32.22%	50,047	65.81%	1,477	1.94%	20	0.03%	28,269	37.93%	46,251	62.07%	30,520	61.15%	17,235	34.53%	2,054	4.12%	99	0.20%
12A	20,678	58.12%	14,003	39.36%	887	2.49%	9	0.03%	22,214	63.44%	12,804	36.56%	8,080	38.66%	12,165	58.20%	633	3.03%	24	0.11%
12B	18,807	75.71%	5,536	22.28%	492	1.98%	7	0.03%	19,695	79.88%	4,960	20.12%	2,811	20.81%	10,337	76.53%	341	2.52%	18	0.13%
12C	31,195	47.76%	32,771	50.17%	1,338	2.05%	18	0.03%	34,416	53.62%	29,771	46.38%	19,919	48.49%	19,625	47.78%	1,472	3.58%	61	0.15%
13A	19,794	49.83%	19,364	48.75%	558	1.40%	6	0.02%	22,100	56.97%	16,695	43.03%	12,091	45.99%	12,538	47.69%	1,610	6.12%	49	0.19%
13B	18,652	32.85%	36,907	65.00%	1,217	2.14%	6	0.01%	22,577	40.62%	33,006	59.38%	22,882	56.02%	15,739	38.54%	2,164	5.30%	58	0.14%
14A	25,581	81.01%	5,332	16.89%	649	2.06%	16	0.05%	26,842	86.14%	4,320	13.86%	1,926	10.51%	16,078	87.72%	311	1.70%	14	0.08%
14B	76,952	67.95%	33,135	29.26%	3,104	2.74%	52	0.05%	81,830	73.59%	29,362	26.41%	17,902	23.87%	55,430	73.90%	1,580	2.11%	92	0.12%
15A	25,624	38.18%	40,044	59.67%	1,433	2.14%	12	0.02%	28,500	43.28%	37,350	56.72%	24,380	55.00%	18,145	40.93%	1,730	3.90%	73	0.16%
15B	65,604	59.22%	42,009	37.92%	3,103	2.80%	63	0.06%	70,358	64.96%	37,947	35.04%	24,700	30.65%	53,699	66.63%	2,120	2.63%	72	0.09%
16A	33,216	54.25%	26,868	43.88%	1,107	1.81%	34	0.06%	37,173	62.36%	22,433	37.64%	16,210	40.34%	22,263	55.40%	1,639	4.08%	72	0.18%
16B	25,474	60.13%	16,113	38.03%	762	1.80%	16	0.04%	28,015	67.49%	13,494	32.51%	10,751	43.47%	13,086	52.91%	856	3.46%	38	0.15%
17A	20,230	38.43%	31,426	59.70%	970	1.84%	11	0.02%	22,775	44.27%	28,673	55.73%	19,475	55.23%	13,996	39.69%	1,710	4.85%	79	0.22%
17B	13,430	26.47%	36,178	71.31%	1,109	2.19%	15	0.03%	16,329	33.07%	33,053	66.93%	21,756	65.11%	9,638	28.85%	1,925	5.76%	94	0.28%
18A	24,850	72.81%	8,779	25.72%	491	1.44%	9	0.03%	25,965	76.87%	7,813	23.13%	5,303	26.23%	14,480	71.62%	413	2.04%	21	0.10%
18B	24,090	48.23%	24,876	49.80%	964	1.93%	18	0.04%	26,364	53.95%	22,506	46.05%	15,059	47.04%	16,088	50.25%	827	2.58%	40	0.12%
18C	27,388	37.60%	43,735	60.03%	1,706	2.34%	21	0.03%	31,133	43.78%	39,975	56.22%	27,141	53.01%	22,753	44.44%	1,235	2.41%	69	0.13%
18D	27,160	65.04%	13,367	32.01%	1,212	2.90%	20	0.05%	29,536	72.04%	11,465	27.96%	7,020	27.55%	17,841	70.01%	589	2.31%	32	0.13%
18E	26,872	51.80%	23,903	46.07%	1,082	2.09%	24	0.05%	29,319	57.69%	21,505	42.31%	14,075	40.77%	19,557	56.65%	851	2.46%	42	0.12%
19A	24,800	29.82%	56,839	68.34%	1,535	1.85%	0	0.00%	32,733	40.57%	47,943	59.43%	29,331	56.71%	20,025	38.72%	2,211	4.27%	156	0.30%
19B	17,235	24.00%	53,256	74.15%	1,329	1.85%	6	0.01%	20,328	28.94%	49,916	71.06%	31,203	69.58%	11,518	25.68%	2,036	4.54%	88	0.20%
19C	18,066	29.12%	42,947	69.23%	1,010	1.63%	13	0.02%	22,285	36.79%	38,294	63.21%	23,230	59.49%	13,532	34.66%	2,189	5.61%	96	0.25%
19D	14,792	32.15%	30,460	66.21%	742	1.61%	14	0.03%	16,444	36.52%	28,581	63.48%	20,470	62.23%	11,330	34.45%	1,064	3.23%	28	0.09%
20A	6,719	23.49%	21,490	75.12%	396	1.38%	4	0.01%	8,862	31.89%	18,929	68.11%	12,490	64.97%	5,428	28.23%	1,247	6.49%	60	0.31%
20B	24,407	25.94%	68,095	72.38%	1,549	1.65%	24	0.03%	31,338	34.23%	60,206	65.77%	37,601	63.84%	19,057	32.36%	2,032	3.45%	207	0.35%
21A	19,970	35.89%	34,351	61.74%	1,303	2.34%	12	0.02%	23,074	42.55%	31,148	57.45%	19,964	54.42%	15,538	42.36%	1,102	3.00%	79	0.22%
21B	21,525	60.70%	13,056	36.82%	869	2.45%	11	0.03%	23,304	66.96%	11,497	33.04%	6,494	31.10%	13,799	66.08%	553	2.65%	37	0.18%
21C	16,969	31.81%	35,302	66.18%	1,059	1.99%	13	0.02%	19,741	37.96%	32,262	62.04%	20,855	59.12%	13,297	37.70%	1,047	2.97%	76	0.22%
21D	23,408	81.84%	4,790	16.75%	397	1.39%	7	0.02%	24,279	85.81%	4,014	14.19%	2,246	14.07%	13,374	83.77%	329	2.06%	17	0.11%

	Governor 2012: Dalton-McCrory-Howe								Lieutenant Governor 2012: Coleman-Forest				US Senate 2014: Tillis-Hagan-Haugh							
District	Dem	Dem %	Rep	Rep %	Lib	Lib %	Write-In	Write-In %	Dem	Dem %	Rep	Rep %	Rep	Rep %	Dem	Dem %	Lib	Lib %	Write-In	Write-In %
22A	23,811	25.55%	67,803	72.76%	1,543	1.66%	27	0.03%	30,707	33.88%	59,935	66.12%	39,177	62.77%	19,388	31.07%	3,635	5.82%	209	0.33%
22B	22,550	24.67%	66,966	73.28%	1,855	2.03%	18	0.02%	27,314	30.49%	62,260	69.51%	38,792	68.19%	15,607	27.43%	2,390	4.20%	103	0.18%
23	15,545	24.46%	46,658	73.41%	1,342	2.11%	15	0.02%	18,697	30.39%	42,822	69.61%	29,029	66.65%	11,834	27.17%	2,570	5.90%	121	0.28%
24	22,193	36.07%	37,240	60.53%	2,079	3.38%	16	0.03%	24,938	42.11%	34,290	57.89%	23,676	54.87%	17,195	39.85%	2,218	5.14%	64	0.15%
25A	19,268	26.98%	50,743	71.05%	1,392	1.95%	18	0.03%	25,347	36.54%	44,029	63.46%	27,512	60.26%	15,095	33.06%	2,926	6.41%	124	0.27%
25B	18,347	26.50%	49,721	71.80%	1,163	1.68%	15	0.02%	23,300	34.41%	44,421	65.59%	27,425	62.27%	14,283	32.43%	2,213	5.02%	123	0.28%
26A	49,928	78.23%	12,794	20.05%	1,081	1.69%	21	0.03%	54,240	86.55%	8,431	13.45%	4,091	11.93%	29,446	85.90%	707	2.06%	34	0.10%
26B	74,014	52.61%	63,885	45.41%	2,725	1.94%	53	0.04%	88,589	64.65%	48,432	35.35%	25,981	32.37%	52,128	64.94%	2,050	2.55%	111	0.14%
26C	88,353	37.79%	141,523	60.53%	3,884	1.66%	45	0.02%	111,305	48.98%	115,920	51.02%	65,213	47.02%	69,297	49.97%	3,868	2.79%	309	0.22%
27A	26,877	29.82%	61,844	68.61%	1,394	1.55%	18	0.02%	32,869	37.43%	54,934	62.57%	33,167	60.54%	19,060	34.79%	2,426	4.43%	129	0.24%
27B	24,419	30.61%	54,210	67.95%	1,132	1.42%	15	0.02%	28,718	36.98%	48,930	63.02%	31,378	60.67%	17,662	34.15%	2,551	4.93%	132	0.26%
28	64,382	51.02%	57,539	45.60%	4,222	3.35%	35	0.03%	69,854	56.50%	53,781	43.50%	33,872	38.99%	49,455	56.92%	3,446	3.97%	106	0.12%
29A	17,827	38.18%	27,910	59.77%	947	2.03%	9	0.02%	17,074	37.82%	28,068	62.18%	18,639	61.11%	10,026	32.87%	1,796	5.89%	40	0.13%
29B	26,749	34.04%	49,751	63.31%	2,055	2.62%	28	0.04%	29,642	38.51%	47,337	61.49%	32,849	57.66%	21,738	38.15%	2,312	4.06%	76	0.13%
30A	14,630	33.02%	28,091	63.41%	1,563	3.53%	18	0.04%	16,038	37.17%	27,115	62.83%	20,257	60.53%	11,335	33.87%	1,829	5.47%	46	0.14%
30B	18,353	41.61%	24,444	55.42%	1,303	2.95%	9	0.02%	20,315	47.23%	22,701	52.77%	14,823	49.97%	13,259	44.70%	1,514	5.10%	69	0.23%
Totals:	1,925,270	43.18%	2,437,224	54.67%	94,512	2.12%	1,191	0.03%	2,174,021	49.88%	2,184,891	50.12%	1,416,834	48.84%	1,370,303	47.23%	108,779	3.75%	5,251	0.18%

G.S. 7A-41, Superior Court, Effective 1/1/19: President 2016, US Senate 2016, Governor 2016

	US President 2016: Trump-Clinton-Johnson								US Senate 2016: Burr-Ross-Haugh						Governor 2016: Cooper-McCrory-Cecil					
District	Rep	Rep %	Dem	Dem %	Lib	Lib %	Write-In	Write-In %	Rep	Rep %	Dem	Dem %	Lib	Lib %	Dem	Dem %	Rep	Rep %	Lib	Lib %
1	43,201	58.66%	27,589	37.46%	2,169	2.95%	687	0.93%	42,588	59.07%	27,487	38.13%	2,017	2.80%	28,928	39.93%	41,948	57.90%	1,568	2.16%
2	25,252	54.82%	19,774	42.93%	726	1.58%	312	0.68%	24,844	54.66%	19,121	42.07%	1,488	3.27%	19,710	43.08%	25,522	55.79%	516	1.13%
3A	35,647	44.35%	41,728	51.91%	2,160	2.69%	850	1.06%	37,106	46.67%	39,969	50.27%	2,432	3.06%	41,825	52.41%	36,658	45.93%	1,322	1.66%
3B	58,542	63.89%	30,012	32.76%	2,242	2.45%	829	0.90%	58,109	64.13%	28,994	32.00%	3,512	3.88%	30,960	34.02%	58,265	64.02%	1,788	1.96%
4A	30,029	57.84%	20,895	40.25%	712	1.37%	283	0.55%	29,732	58.02%	20,283	39.58%	1,228	2.40%	20,796	40.34%	30,202	58.59%	549	1.07%
4B	37,125	64.98%	17,512	30.65%	1,926	3.37%	573	1.00%	36,186	64.48%	17,027	30.34%	2,907	5.18%	17,990	31.93%	36,687	65.12%	1,658	2.94%
5A	13,909	38.59%	20,513	56.91%	1,138	3.16%	487	1.35%	13,762	38.94%	19,888	56.28%	1,689	4.78%	21,571	60.80%	12,819	36.13%	1,089	3.07%
5B	33,603	58.25%	21,416	37.12%	1,959	3.40%	709	1.23%	33,949	59.70%	20,522	36.09%	2,399	4.22%	24,054	42.14%	31,475	55.14%	1,548	2.71%
5C	25,452	55.32%	18,377	39.94%	1,535	3.34%	645	1.40%	25,605	56.41%	17,647	38.88%	2,138	4.71%	20,905	45.84%	23,419	51.35%	1,279	2.80%
6A	8,922	36.07%	15,436	62.41%	280	1.13%	94	0.38%	8,879	36.16%	15,268	62.18%	409	1.67%	15,689	63.79%	8,719	35.45%	187	0.76%
6B	10,122	34.57%	18,749	64.04%	294	1.00%	114	0.39%	10,059	34.97%	18,291	63.59%	413	1.44%	18,212	62.91%	10,535	36.39%	203	0.70%
7A	23,319	48.92%	23,235	48.75%	750	1.57%	361	0.76%	23,450	49.39%	23,093	48.64%	933	1.97%	24,646	51.74%	22,486	47.20%	506	1.06%
7B	3,751	20.81%	14,017	77.76%	169	0.94%	88	0.49%	3,791	21.27%	13,754	77.17%	278	1.56%	13,888	77.61%	3,855	21.54%	151	0.84%
7C	22,041	48.98%	21,870	48.60%	782	1.74%	303	0.67%	22,203	49.68%	21,528	48.17%	961	2.15%	22,745	50.66%	21,695	48.32%	455	1.01%
8A	17,865	52.02%	15,801	46.01%	484	1.41%	194	0.56%	17,675	52.12%	15,403	45.42%	835	2.46%	15,637	45.84%	18,133	53.15%	345	1.01%
8B	27,540	54.33%	21,770	42.95%	963	1.90%	416	0.82%	27,530	54.95%	21,286	42.48%	1,288	2.57%	21,859	43.41%	27,821	55.24%	680	1.35%
9	51,691	48.24%	52,264	48.77%	2,233	2.08%	975	0.91%	51,513	48.48%	51,801	48.75%	2,953	2.78%	54,518	51.07%	50,578	47.38%	1,647	1.54%
10A	25,501	31.02%	51,549	62.70%	3,546	4.31%	1,624	1.98%	29,335	35.90%	49,474	60.55%	2,894	3.54%	54,090	65.94%	25,775	31.42%	2,165	2.64%
10B	12,231	18.09%	52,798	78.08%	1,688	2.50%	903	1.34%	13,440	20.00%	51,981	77.34%	1,787	2.66%	53,230	79.03%	12,866	19.10%	1,254	1.86%
10C	46,656	45.68%	49,575	48.54%	3,825	3.75%	2,076	2.03%	51,792	50.94%	46,834	46.07%	3,038	2.99%	52,544	51.48%	47,420	46.46%	2,097	2.05%
10D	32,516	34.04%	57,582	60.28%	3,658	3.83%	1,771	1.85%	38,134	40.15%	53,996	56.85%	2,845	3.00%	59,519	62.45%	33,650	35.31%	2,139	2.24%
10E	32,127	39.29%	45,886	56.12%	2,549	3.12%	1,199	1.47%	33,703	41.45%	45,067	55.43%	2,535	3.12%	47,764	58.50%	32,286	39.54%	1,594	1.95%
10F	47,051	47.83%	45,346	46.10%	4,194	4.26%	1,773	1.80%	51,385	52.57%	42,934	43.92%	3,435	3.51%	48,408	49.30%	47,359	48.24%	2,415	2.46%
11A	41,326	58.08%	27,206	38.24%	1,936	2.72%	681	0.96%	40,840	57.88%	27,213	38.57%	2,503	3.55%	29,035	41.03%	40,139	56.73%	1,585	2.24%
11B	54,372	63.29%	28,362	33.01%	2,347	2.73%	828	0.96%	53,977	63.32%	28,279	33.17%	2,988	3.51%	31,182	36.40%	52,921	61.77%	1,567	1.83%
12A	13,174	36.91%	21,217	59.44%	958	2.68%	347	0.97%	13,496	38.32%	20,491	58.19%	1,229	3.49%	20,663	58.54%	13,755	38.97%	880	2.49%
12B	5,038	20.84%	18,319	75.77%	584	2.42%	235	0.97%	5,272	22.10%	17,850	74.84%	729	3.06%	17,677	74.23%	5,595	23.50%	541	2.27%
12C	33,053	48.87%	32,069	47.42%	1,831	2.71%	681	1.01%	33,134	49.58%	31,392	46.97%	2,308	3.45%	32,109	47.92%	33,412	49.86%	1,488	2.22%
13A	22,822	57.59%	16,118	40.68%	518	1.31%	168	0.42%	21,878	56.30%	15,839	40.76%	1,144	2.94%	16,576	42.36%	22,051	56.36%	500	1.28%
13B	42,720	62.50%	23,282	34.06%	1,717	2.51%	632	0.92%	42,113	62.57%	22,370	33.24%	2,824	4.20%	25,286	37.41%	40,726	60.26%	1,574	2.33%
14A	2,805	9.07%	26,970	87.22%	667	2.16%	481	1.56%	3,630	11.80%	26,500	86.15%	629	2.04%	27,065	87.88%	3,256	10.57%	478	1.55%
14B	25,464	20.45%	93,677	75.24%	3,320	2.67%	2,049	1.65%	29,984	24.22%	90,825	73.36%	2,991	2.42%	94,491	76.20%	27,383	22.08%	2,131	1.72%
15A	38,815	54.55%	29,833	41.93%	1,795	2.52%	714	1.00%	39,380	55.76%	28,873	40.88%	2,368	3.35%	32,032	45.23%	37,501	52.96%	1,283	1.81%
15B	35,663	29.19%	80,987	66.28%	3,534	2.89%	2,005	1.64%	39,933	32.86%	78,407	64.52%	3,177	2.61%	83,440	68.47%	36,205	29.71%	2,211	1.81%
16A	28,897	46.58%	31,412	50.64%	1,295	2.09%	428	0.69%	27,890	45.87%	30,952	50.90%	1,965	3.23%	31,844	52.04%	28,240	46.15%	1,102	1.80%
16B	20,638	50.93%	18,817	46.44%	795	1.96%	270	0.67%	19,677	50.02%	18,862	47.95%	798	2.03%	18,348	45.98%	21,177	53.07%	379	0.95%
17A	32,857	61.59%	19,020	35.65%	1,085	2.03%	387	0.73%	32,149	60.86%	18,864	35.71%	1,813	3.43%	21,369	40.34%	30,594	57.76%	1,006	1.90%
17B	40,635	74.48%	12,127	22.23%	1,303	2.39%	496	0.91%	39,703	73.41%	12,253	22.66%	2,126	3.93%	15,758	29.05%	37,312	68.79%	1,171	2.16%
18A	7,982	25.16%	22,910	72.21%	511	1.61%	324	1.02%	8,264	26.35%	22,351	71.27%	747	2.38%	22,964	73.11%	7,919	25.21%	527	1.68%
18B	21,769	42.35%	27,680	53.85%	1,384	2.69%	573	1.11%	22,552	44.42%	26,497	52.19%	1,717	3.38%	28,765	56.54%	20,909	41.10%	1,205	2.37%
18C	36,387	48.12%	35,694	47.21%	2,389	3.16%	1,143	1.51%	38,892	51.77%	33,929	45.16%	2,308	3.07%	38,755	51.46%	34,900	46.34%	1,654	2.20%
18D	10,641	24.30%	31,411	71.73%	1,104	2.52%	632	1.44%	11,409	26.35%	30,551	70.56%	1,335	3.08%	32,196	74.11%	10,319	23.75%	929	2.14%
18E	21,040	38.88%	31,074	57.43%	1,343	2.48%	655	1.21%	21,984	40.98%	30,129	56.17%	1,529	2.85%	32,514	60.45%	20,210	37.58%	1,061	1.97%
19A	53,818	57.69%	35,522	38.08%	2,786	2.99%	1,163	1.25%	53,722	58.16%	34,268	37.10%	4,383	4.74%	37,919	40.82%	52,531	56.55%	2,441	2.63%
19B	56,560	74.31%	17,344	22.79%	1,606	2.11%	605	0.79%	54,886	72.77%	17,414	23.09%	3,128	4.15%	21,032	27.79%	53,026	70.05%	1,635	2.16%
19C	42,810	66.51%	19,400	30.14%	1,517	2.36%	642	1.00%	41,230	64.75%	19,227	30.19%	3,222	5.06%	21,631	33.76%	40,812	63.70%	1,630	2.54%
19D	30,489	62.62%	16,328	33.53%	1,355	2.78%	518	1.06%	30,722	63.56%	16,058	33.22%	1,556	3.22%	17,791	36.70%	29,689	61.25%	991	2.04%
20A	21,964	73.42%	7,094	23.71%	664	2.22%	195	0.65%	20,831	70.27%	7,255	24.47%	1,560	5.26%	8,163	27.38%	21,054	70.61%	601	2.02%
20B	66,707	63.10%	34,337	32.48%	3,327	3.15%	1,339	1.27%	67,893	65.04%	32,116	30.76%	4,385	4.20%	35,921	34.19%	66,739	63.53%	2,388	2.27%
21A	29,594	50.06%	26,452	44.74%	2,069	3.50%	1,003	1.70%	32,373	54.99%	24,562	41.72%	1,935	3.29%	28,877	48.98%	28,758	48.78%	1,319	2.24%
21B	10,683	29.07%	24,455	66.54%	1,088	2.96%	524	1.43%	11,755	32.30%	23,482	64.52%	1,157	3.18%	24,976	68.69%	10,501	28.88%	885	2.43%
21C	31,452	57.28%	20,880	38.03%	1,783	3.25%	792	1.44%	33,240	60.77%	19,586	35.81%	1,873	3.42%	23,330	42.61%	30,098	54.97%	1,325	2.42%

G.S. 7A-41, Superior Court, Effective 1/1/19: President 2016, US Senate 2016, Governor 2016

	US President 2016: Trump-Clinton-Johnson								US Senate 2016: Burr-Ross-Haugh						Governor 2016: Cooper-McCrory-Cecil					
District	Rep	Rep %	Dem	Dem %	Lib	Lib %	Write-In	Write-In %	Rep	Rep %	Dem	Dem %	Lib	Lib %	Dem	Dem %	Rep	Rep %	Lib	Lib %
21D	4,262	15.47%	22,665	82.27%	435	1.58%	188	0.68%	4,651	17.06%	22,029	80.82%	578	2.12%	22,493	82.49%	4,313	15.82%	461	1.69%
22A	68,647	68.08%	28,501	28.26%	2,622	2.60%	1,068	1.06%	66,396	66.63%	28,083	28.18%	5,177	5.19%	33,233	33.16%	64,171	64.04%	2,806	2.80%
22B	69,919	72.37%	23,379	24.20%	2,490	2.58%	824	0.85%	69,103	72.16%	22,870	23.88%	3,792	3.96%	28,383	29.52%	65,581	68.21%	2,184	2.27%
23	50,860	75.17%	14,606	21.59%	1,506	2.23%	691	1.02%	49,537	73.84%	14,824	22.10%	2,726	4.06%	18,259	27.06%	47,864	70.92%	1,363	2.02%
24	39,445	58.39%	24,545	36.33%	2,236	3.31%	1,333	1.97%	38,520	57.92%	25,094	37.73%	2,896	4.35%	28,352	42.24%	36,813	54.84%	1,963	2.92%
25A	52,859	70.25%	19,678	26.15%	1,837	2.44%	868	1.15%	50,702	68.21%	20,013	26.92%	3,619	4.87%	23,431	31.29%	49,642	66.30%	1,803	2.41%
25B	48,307	66.80%	21,201	29.32%	1,973	2.73%	838	1.16%	47,213	66.12%	20,731	29.03%	3,461	4.85%	23,750	33.07%	46,253	64.40%	1,815	2.53%
26A	8,925	13.74%	53,498	82.35%	1,717	2.64%	825	1.27%	10,702	16.74%	51,083	79.89%	2,158	3.37%	52,823	82.28%	9,776	15.23%	1,601	2.49%
26B	39,723	27.16%	99,112	67.76%	4,961	3.39%	2,475	1.69%	46,258	31.94%	93,441	64.51%	5,146	3.55%	99,366	68.31%	42,567	29.26%	3,532	2.43%
26C	105,230	41.54%	135,469	53.47%	8,692	3.43%	3,946	1.56%	114,581	45.71%	126,376	50.42%	9,686	3.86%	138,715	55.09%	106,413	42.26%	6,684	2.65%
27A	61,798	64.09%	31,177	32.33%	2,445	2.54%	1,011	1.05%	60,298	63.29%	30,582	32.10%	4,388	4.61%	33,708	35.16%	60,006	62.60%	2,146	2.24%
27B	57,283	67.64%	24,861	29.35%	1,821	2.15%	729	0.86%	55,359	66.14%	24,823	29.66%	3,518	4.20%	27,445	32.58%	55,105	65.41%	1,699	2.02%
28	55,715	40.10%	75,449	54.30%	4,286	3.08%	3,494	2.51%	56,089	40.79%	75,891	55.19%	5,533	4.02%	81,872	59.31%	51,876	37.58%	4,294	3.11%
29A	36,439	72.61%	12,179	24.27%	1,020	2.03%	544	1.08%	34,037	69.05%	13,141	26.66%	2,112	4.28%	15,534	31.35%	32,721	66.03%	1,300	2.62%
29B	53,097	61.05%	30,120	34.63%	2,387	2.74%	1,375	1.58%	52,069	60.62%	30,512	35.53%	3,307	3.85%	34,359	39.90%	49,373	57.34%	2,377	2.76%
30A	34,256	71.05%	12,067	25.03%	1,270	2.63%	624	1.29%	31,914	67.74%	13,251	28.13%	1,949	4.14%	15,487	32.73%	30,317	64.07%	1,517	3.21%
30B	28,716	58.29%	18,118	36.78%	1,638	3.33%	788	1.60%	27,431	56.39%	18,909	38.87%	2,303	4.73%	21,974	44.97%	25,343	51.87%	1,542	3.16%
Totals:	2,359,749	49.90%	2,180,316	46.10%	129,929	2.75%	59,397	1.26%	2,392,439	51.13%	2,119,696	45.30%	167,190	3.57%	2,300,381	48.95%	2,296,039	48.86%	102,729	2.19%

	Lieutenant Governor 2016: Forest-Coleman-Cole						Attorney General 2016: Stein-Newton			
District	Rep	Rep %	Dem	Dem %	Lib	Lib %	Dem	Dem %	Rep	Rep %
1	41,383	58.08%	27,791	39.01%	2,074	2.91%	29,267	41.81%	40,740	58.19%
2	24,324	54.32%	19,611	43.79%	847	1.89%	20,901	47.15%	23,428	52.85%
3A	36,380	46.47%	39,926	50.99%	1,989	2.54%	42,335	54.50%	35,349	45.50%
3B	57,464	64.37%	29,461	33.00%	2,347	2.63%	31,586	35.67%	56,959	64.33%
4A	29,178	57.88%	20,397	40.46%	836	1.66%	21,888	43.91%	27,959	56.09%
4B	35,422	64.57%	17,156	31.27%	2,282	4.16%	18,930	34.93%	35,264	65.07%
5A	13,704	39.56%	19,519	56.35%	1,417	4.09%	21,333	62.07%	13,037	37.93%
5B	33,980	60.99%	19,793	35.53%	1,940	3.48%	23,152	41.92%	32,075	58.08%
5C	25,582	57.59%	17,138	38.58%	1,704	3.84%	20,222	45.93%	23,809	54.07%
6A	8,690	35.75%	15,313	63.00%	305	1.25%	15,935	65.90%	8,246	34.10%
6B	9,657	34.07%	18,361	64.78%	324	1.14%	18,773	66.98%	9,255	33.02%
7A	23,422	49.75%	22,963	48.78%	691	1.47%	24,158	51.34%	22,898	48.66%
7B	3,692	20.85%	13,786	77.85%	230	1.30%	13,954	78.98%	3,714	21.02%
7C	22,028	49.84%	21,430	48.49%	738	1.67%	22,754	51.52%	21,409	48.48%
8A	17,396	51.82%	15,640	46.59%	531	1.58%	16,488	49.66%	16,715	50.34%
8B	27,413	55.53%	21,021	42.58%	933	1.89%	22,724	46.42%	26,226	53.58%
9	51,294	48.92%	51,437	49.06%	2,116	2.02%	55,988	53.92%	47,844	46.08%
10A	29,140	36.37%	47,758	59.60%	3,227	4.03%	52,703	66.27%	26,819	33.73%
10B	13,328	20.06%	51,288	77.18%	1,833	2.76%	53,275	80.90%	12,581	19.10%
10C	52,490	52.31%	44,964	44.81%	2,884	2.87%	50,536	50.95%	48,648	49.05%
10D	37,716	40.41%	52,487	56.23%	3,133	3.36%	57,966	62.58%	34,662	37.42%
10E	33,957	42.19%	44,328	55.07%	2,204	2.74%	47,794	59.98%	31,884	40.02%
10F	51,144	53.26%	41,727	43.46%	3,148	3.28%	46,341	48.72%	48,782	51.28%
11A	41,071	58.83%	26,874	38.50%	1,866	2.67%	30,078	43.52%	39,035	56.48%
11B	54,748	65.02%	27,276	32.40%	2,173	2.58%	31,485	37.74%	51,938	62.26%
12A	13,122	37.80%	20,384	58.71%	1,211	3.49%	21,594	62.42%	13,003	37.58%
12B	5,057	21.52%	17,659	75.16%	780	3.32%	18,144	77.81%	5,175	22.19%
12C	32,554	49.50%	31,081	47.26%	2,129	3.24%	33,635	51.45%	31,739	48.55%
13A	21,127	55.43%	16,332	42.85%	658	1.73%	18,459	48.90%	19,287	51.10%
13B	42,291	63.83%	22,235	33.56%	1,726	2.61%	26,195	39.89%	39,468	60.11%
14A	3,516	11.54%	26,184	85.98%	755	2.48%	27,046	89.13%	3,297	10.87%
14B	29,705	24.33%	89,185	73.06%	3,183	2.61%	93,744	77.24%	27,623	22.76%
15A	39,400	56.52%	28,247	40.52%	2,061	2.96%	31,692	45.78%	37,542	54.22%
15B	39,577	33.12%	76,646	64.14%	3,271	2.74%	81,625	68.71%	37,164	31.29%
16A	26,808	45.02%	31,182	52.36%	1,563	2.62%	33,359	56.53%	25,657	43.47%
16B	17,779	46.32%	19,771	51.51%	836	2.18%	21,213	55.87%	16,754	44.13%
17A	31,623	60.90%	19,145	36.87%	1,162	2.24%	21,186	41.06%	30,407	58.94%
17B	38,890	73.36%	12,775	24.10%	1,344	2.54%	15,410	29.18%	37,405	70.82%
18A	8,042	25.96%	22,249	71.82%	689	2.22%	22,849	74.19%	7,951	25.81%
18B	22,177	44.48%	26,161	52.47%	1,524	3.06%	28,103	56.62%	21,529	43.38%
18C	38,496	52.14%	33,206	44.97%	2,134	2.89%	36,755	50.04%	36,689	49.96%
18D	11,120	26.07%	30,036	70.42%	1,496	3.51%	31,755	74.83%	10,680	25.17%
18E	21,627	40.87%	29,882	56.47%	1,406	2.66%	31,977	60.81%	20,606	39.19%
19A	54,841	60.27%	33,227	36.52%	2,925	3.21%	38,199	42.36%	51,987	57.64%
19B	55,239	74.25%	17,359	23.33%	1,795	2.41%	20,506	27.74%	53,415	72.26%
19C	42,102	67.03%	18,919	30.12%	1,789	2.85%	22,850	36.63%	39,532	63.37%
19D	30,831	64.78%	15,555	32.68%	1,210	2.54%	17,352	36.81%	29,791	63.19%
20A	21,584	73.97%	6,860	23.51%	734	2.52%	8,793	30.40%	20,136	69.60%
20B	69,243	67.37%	30,605	29.78%	2,928	2.85%	36,022	35.38%	65,799	64.62%
21A	31,659	54.77%	24,488	42.36%	1,659	2.87%	27,800	48.33%	29,722	51.67%
21B	11,291	31.68%	23,224	65.16%	1,128	3.16%	24,657	69.54%	10,802	30.46%
21C	32,689	60.85%	19,448	36.20%	1,587	2.95%	22,649	42.36%	30,817	57.64%

G.S. 7A-41, Superior Court, Effective 1/1/19: Lieutenant Governor 2016, Attorney General 2016

	Lieutenant Governor 2016: Forest-Coleman-Cole						Attorney General 2016: Stein-Newton			
District	Rep	Rep %	Dem	Dem %	Lib	Lib %	Dem	Dem %	Rep	Rep %
21D	4,342	16.15%	21,974	81.72%	575	2.14%	22,494	83.97%	4,295	16.03%
22A	68,255	69.62%	26,923	27.46%	2,860	2.92%	33,209	34.17%	63,968	65.83%
22B	68,742	72.98%	22,962	24.38%	2,484	2.64%	27,334	29.13%	66,486	70.87%
23	49,285	74.91%	14,936	22.70%	1,569	2.38%	18,499	28.41%	46,619	71.59%
24	38,044	58.57%	24,430	37.61%	2,485	3.83%	27,733	43.22%	36,427	56.78%
25A	52,209	71.07%	19,470	26.51%	1,778	2.42%	24,879	34.16%	47,945	65.84%
25B	48,466	68.84%	19,825	28.16%	2,112	3.00%	24,488	34.98%	45,508	65.02%
26A	10,551	16.75%	50,285	79.81%	2,167	3.44%	52,259	83.43%	10,379	16.57%
26B	46,654	32.71%	90,882	63.73%	5,079	3.56%	97,991	69.17%	43,670	30.83%
26C	116,861	47.37%	121,550	49.27%	8,273	3.35%	135,297	55.30%	109,355	44.70%
27A	62,528	66.34%	29,237	31.02%	2,482	2.63%	34,674	37.17%	58,599	62.83%
27B	56,985	68.84%	23,853	28.82%	1,935	2.34%	29,013	35.41%	52,910	64.59%
28	54,553	40.34%	74,995	55.46%	5,675	4.20%	80,424	59.94%	53,745	40.06%
29A	34,392	70.73%	12,763	26.25%	1,472	3.03%	14,669	30.47%	33,469	69.53%
29B	52,730	62.18%	29,507	34.79%	2,569	3.03%	32,269	38.37%	51,823	61.63%
30A	31,532	68.07%	13,203	28.50%	1,590	3.43%	14,433	31.56%	31,293	68.44%
30B	27,497	57.30%	18,690	38.95%	1,800	3.75%	21,055	44.25%	26,532	55.75%
Totals:	2,390,619	51.88%	2,084,975	45.25%	132,360	2.87%	2,294,855	50.20%	2,276,276	49.80%

G.S. 7A-41, Superior Court, Effective 1/1/19: Court of Appeals 2016

	Dietz Seat: Dietz-Rozier				Geer Seat: Murphy-Eagles-Buie						Hunter Seat: Hunter-Jones				Stephens Seat: Berger-Stephens				Zachary Seat: Zachary-Mitchell			
District	Rep	Rep %	Dem	Dem %	Rep	Rep %	Dem	Dem %	Una	Una %	Rep	Rep %	Dem	Dem %	Rep	Rep %	Dem	Dem %	Rep	Rep %	Dem	Dem %
1	40,601	60.13%	26,918	39.87%	37,715	55.60%	26,534	39.11%	3,588	5.29%	41,476	61.11%	26,395	38.89%	38,591	56.72%	29,445	43.28%	40,793	60.57%	26,561	39.43%
2	23,508	55.34%	18,975	44.66%	22,259	51.95%	18,801	43.88%	1,785	4.17%	24,349	56.80%	18,516	43.20%	22,665	52.88%	20,197	47.12%	23,387	55.19%	18,985	44.81%
3A	35,983	47.85%	39,220	52.15%	33,912	44.72%	38,039	50.16%	3,889	5.13%	36,772	48.67%	38,789	51.33%	34,098	45.33%	41,118	54.67%	36,224	48.35%	38,699	51.65%
3B	56,245	66.47%	28,368	33.53%	52,927	61.96%	28,109	32.90%	4,390	5.14%	57,225	67.15%	27,993	32.85%	54,191	63.41%	31,272	36.59%	56,290	66.88%	27,873	33.12%
4A	27,068	56.81%	20,582	43.19%	26,541	55.10%	19,836	41.18%	1,794	3.72%	28,313	58.96%	19,708	41.04%	26,626	55.35%	21,481	44.65%	27,476	57.94%	19,944	42.06%
4B	34,410	66.70%	17,182	33.30%	31,568	60.42%	16,442	31.47%	4,237	8.11%	34,917	67.19%	17,054	32.81%	33,716	64.10%	18,881	35.90%	34,700	67.53%	16,682	32.47%
5A	13,341	40.71%	19,431	59.29%	12,086	36.65%	18,251	55.34%	2,640	8.01%	13,706	41.83%	19,062	58.17%	12,756	38.63%	20,267	61.37%	13,778	42.25%	18,835	57.75%
5B	33,118	63.33%	19,175	36.67%	30,515	57.96%	18,466	35.07%	3,671	6.97%	33,610	64.21%	18,733	35.79%	31,531	59.76%	21,236	40.24%	33,449	64.39%	18,496	35.61%
5C	25,112	60.42%	16,452	39.58%	22,785	54.45%	15,849	37.87%	3,213	7.68%	25,407	61.18%	16,122	38.82%	23,599	56.15%	18,432	43.85%	25,416	61.64%	15,817	38.36%
6A	8,313	35.60%	15,040	64.40%	7,863	33.37%	15,061	63.91%	641	2.72%	8,631	36.70%	14,886	63.30%	7,922	33.58%	15,666	66.42%	8,312	35.68%	14,983	64.32%
6B	8,926	33.47%	17,741	66.53%	8,498	31.50%	17,818	66.04%	665	2.46%	9,319	34.56%	17,644	65.44%	8,578	31.83%	18,368	68.17%	8,962	33.61%	17,699	66.39%
7A	23,037	50.31%	22,754	49.69%	21,684	47.01%	22,973	49.81%	1,467	3.18%	23,557	51.16%	22,486	48.84%	22,062	48.01%	23,890	51.99%	23,183	50.72%	22,524	49.28%
7B	3,639	21.24%	13,494	78.76%	3,358	19.99%	12,933	77.01%	504	3.00%	3,742	21.71%	13,498	78.29%	3,470	20.12%	13,776	79.88%	3,608	21.05%	13,533	78.95%
7C	21,166	50.14%	21,052	49.86%	19,668	46.26%	21,487	50.54%	1,363	3.21%	21,890	51.43%	20,675	48.57%	20,340	47.56%	22,431	52.44%	21,296	50.58%	20,811	49.42%
8A	16,354	51.39%	15,471	48.61%	15,781	49.17%	15,152	47.21%	1,165	3.63%	16,843	52.60%	15,179	47.40%	15,789	49.26%	16,261	50.74%	16,280	51.46%	15,359	48.54%
8B	25,866	55.21%	20,982	44.79%	24,614	52.03%	20,659	43.67%	2,038	4.31%	26,741	56.61%	20,498	43.39%	25,140	53.87%	21,532	46.13%	26,298	56.55%	20,209	43.45%
9	49,382	49.15%	51,092	50.85%	45,421	44.82%	51,202	50.53%	4,713	4.65%	50,871	50.32%	50,228	49.68%	47,116	46.06%	55,176	53.94%	49,532	49.48%	50,573	50.52%
10A	29,517	38.86%	46,438	61.14%	25,449	33.15%	46,151	60.11%	5,179	6.75%	30,534	40.03%	45,749	59.97%	26,630	34.55%	50,445	65.45%	30,390	40.27%	45,081	59.73%
10B	13,261	20.78%	50,558	79.22%	11,574	18.01%	49,162	76.51%	3,516	5.47%	13,674	21.36%	50,342	78.64%	12,165	18.85%	52,367	81.15%	13,906	21.91%	49,550	78.09%
10C	51,555	54.23%	43,506	45.77%	46,726	48.67%	44,422	46.27%	4,852	5.05%	52,544	54.99%	43,016	45.01%	48,187	49.86%	48,456	50.14%	52,698	55.71%	41,902	44.29%
10D	38,141	43.06%	50,431	56.94%	33,293	37.20%	51,047	57.03%	5,165	5.77%	39,587	44.48%	49,422	55.52%	34,459	38.28%	55,548	61.72%	39,124	44.39%	49,005	55.61%
10E	33,020	42.99%	43,787	57.01%	30,124	38.89%	42,985	55.50%	4,346	5.61%	33,842	43.83%	43,363	56.17%	31,140	39.95%	46,808	60.05%	33,944	44.47%	42,390	55.53%
10F	50,994	55.96%	40,133	44.04%	46,448	50.47%	40,490	44.00%	5,092	5.53%	52,036	56.89%	39,425	43.11%	47,832	51.67%	44,737	48.33%	52,289	57.63%	38,449	42.37%
11A	39,008	59.23%	26,851	40.77%	35,641	53.71%	25,862	38.98%	4,851	7.31%	39,970	60.50%	26,091	39.50%	36,810	55.25%	29,809	44.75%	39,553	60.23%	26,114	39.77%
11B	51,384	64.77%	27,951	35.23%	48,543	60.52%	26,978	33.64%	4,684	5.84%	53,292	66.78%	26,508	33.22%	49,443	61.17%	31,386	38.83%	52,675	66.69%	26,308	33.31%
12A	13,144	39.01%	20,547	60.99%	11,787	34.92%	19,776	58.59%	2,188	6.48%	13,443	39.89%	20,253	60.11%	12,395	36.62%	21,449	63.38%	13,452	40.02%	20,165	59.98%
12B	5,173	22.66%	17,651	77.34%	4,543	19.87%	17,045	74.54%	1,279	5.59%	5,313	23.26%	17,530	76.74%	4,851	21.12%	18,116	78.88%	5,355	23.49%	17,442	76.51%
12C	32,014	50.41%	31,498	49.59%	29,246	45.91%	30,309	47.58%	4,145	6.51%	33,044	51.96%	30,547	48.04%	30,561	47.80%	33,368	52.20%	32,710	51.60%	30,685	48.40%
13A	18,353	50.78%	17,786	49.22%	18,462	50.98%	16,033	44.28%	1,717	4.74%	20,050	55.54%	16,050	44.46%	18,871	52.07%	17,371	47.93%	18,997	53.33%	16,622	46.67%
13B	41,405	65.53%	21,784	34.47%	38,573	60.77%	21,358	33.65%	3,541	5.58%	42,213	66.75%	21,023	33.25%	39,576	62.39%	23,861	37.61%	42,019	66.82%	20,862	33.18%
14A	3,785	12.72%	25,965	87.28%	3,035	10.16%	25,526	85.49%	1,298	4.35%	3,920	13.16%	25,872	86.84%	3,294	10.98						

G.S. 7A-41, Superior Court, Effective 1/1/19: Court of Appeals 2016

	Dietz Seat: Dietz-Rozier				Geer Seat: Murphy-Eagles-Buie						Hunter Seat: Hunter-Jones				Stephens Seat: Berger-Stephens				Zachary Seat: Zachary-Mitchell			
District	Rep	Rep %	Dem	Dem %	Rep	Rep %	Dem	Dem %	Una	Una %	Rep	Rep %	Dem	Dem %	Rep	Rep %	Dem	Dem %	Rep	Rep %	Dem	Dem %
21D	4,535	17.42%	21,499	82.58%	3,936	15.00%	20,929	79.78%	1,368	5.21%	4,564	17.50%	21,517	82.50%	4,298	16.36%	21,977	83.64%	4,624	17.81%	21,336	82.19%
22A	65,907	71.08%	26,816	28.92%	60,749	64.89%	26,487	28.29%	6,379	6.81%	66,527	71.35%	26,711	28.65%	63,007	67.44%	30,413	32.56%	65,690	71.07%	26,745	28.93%
22B	68,515	75.68%	22,014	24.32%	63,251	69.59%	22,244	24.47%	5,397	5.94%	69,176	76.19%	21,617	23.81%	66,847	73.06%	24,647	26.94%	68,332	75.66%	21,985	24.34%
23	47,581	76.17%	14,882	23.83%	44,340	70.48%	14,283	22.70%	4,287	6.81%	48,403	77.07%	14,398	22.93%	46,150	73.10%	16,983	26.90%	48,052	76.65%	14,636	23.35%
24	36,685	60.68%	23,774	39.32%	34,076	55.69%	22,506	36.78%	4,605	7.53%	37,192	61.95%	22,840	38.05%	35,460	57.86%	25,831	42.14%	36,229	60.14%	24,010	39.86%
25A	50,947	71.97%	19,846	28.03%	47,079	66.25%	19,647	27.65%	4,342	6.11%	51,133	72.08%	19,805	27.92%	47,852	67.32%	23,230	32.68%	49,991	70.88%	20,542	29.12%
25B	47,834	70.99%	19,548	29.01%	43,780	64.53%	19,776	29.15%	4,287	6.32%	47,936	70.95%	19,631	29.05%	45,151	66.72%	22,518	33.28%	47,268	70.41%	19,863	29.59%
26A	11,035	18.29%	49,301	81.71%	9,166	15.10%	48,123	79.29%	3,407	5.61%	11,181	18.47%	49,368	81.53%	9,780	16.14%	50,812	83.86%	11,003	18.17%	49,569	81.83%
26B	48,325	35.69%	87,086	64.31%	41,224	30.26%	86,795	63.72%	8,199	6.02%	49,936	36.76%	85,895	63.24%	42,953	31.52%	93,303	68.48%	46,790	34.57%	88,557	65.43%
26C	117,167	50.30%	115,752	49.70%	104,319	44.54%	116,663	49.81%	13,236	5.65%	119,128	50.99%	114,497	49.01%	107,450	45.96%	126,328	54.04%	115,604	49.67%	117,149	50.33%
27A	59,508	66.90%	29,442	33.10%	55,460	61.77%	29,167	32.49%	5,156	5.74%	60,089	67.25%	29,264	32.75%	57,118	63.56%	32,743	36.44%	59,024	66.70%	29,473	33.30%
27B	54,885	69.55%	24,033	30.45%	51,057	64.10%	24,152	30.32%	4,444	5.58%	55,426	69.83%	23,946	30.17%	52,754	66.27%	26,846	33.73%	54,278	69.04%	24,339	30.96%
28	56,594	43.84%	72,486	56.16%	50,923	39.21%	70,274	54.11%	8,681	6.68%	59,409	45.87%	70,105	54.13%	52,438	40.44%	77,229	59.56%	56,451	43.91%	72,124	56.09%
29A	34,000	72.85%	12,670	27.15%	31,639	67.60%	12,247	26.17%	2,915	6.23%	34,902	74.14%	12,176	25.86%	32,274	69.27%	14,316	30.73%	33,235	71.64%	13,155	28.36%
29B	52,821	65.06%	28,366	34.94%	49,220	60.24%	28,186	34.50%	4,297	5.26%	53,147	65.31%	28,229	34.69%	49,947	61.35%	31,470	38.65%	52,599	64.88%	28,470	35.12%
30A	31,158	71.15%	12,636	28.85%	29,554	66.85%	12,055	27.27%	2,600	5.88%	31,328	71.32%	12,601	28.68%	29,675	67.29%	14,426	32.71%	30,674	70.37%	12,914	29.63%
30B	27,516	60.04%	18,317	39.96%	26,587	57.29%	16,908	36.43%	2,911	6.27%	27,697	60.22%	18,296	39.78%	25,692	55.84%	20,316	44.16%	27,106	59.27%	18,625	40.73%
Totals:	2,350,800	53.54%	2,040,100	46.46%	2,156,688	48.77%	2,013,586	45.53%	252,225	5.70%	2,400,169	54.44%	2,008,351	45.56%	2,231,049	50.31%	2,203,187	49.69%	2,358,465	53.88%	2,018,808	46.12%