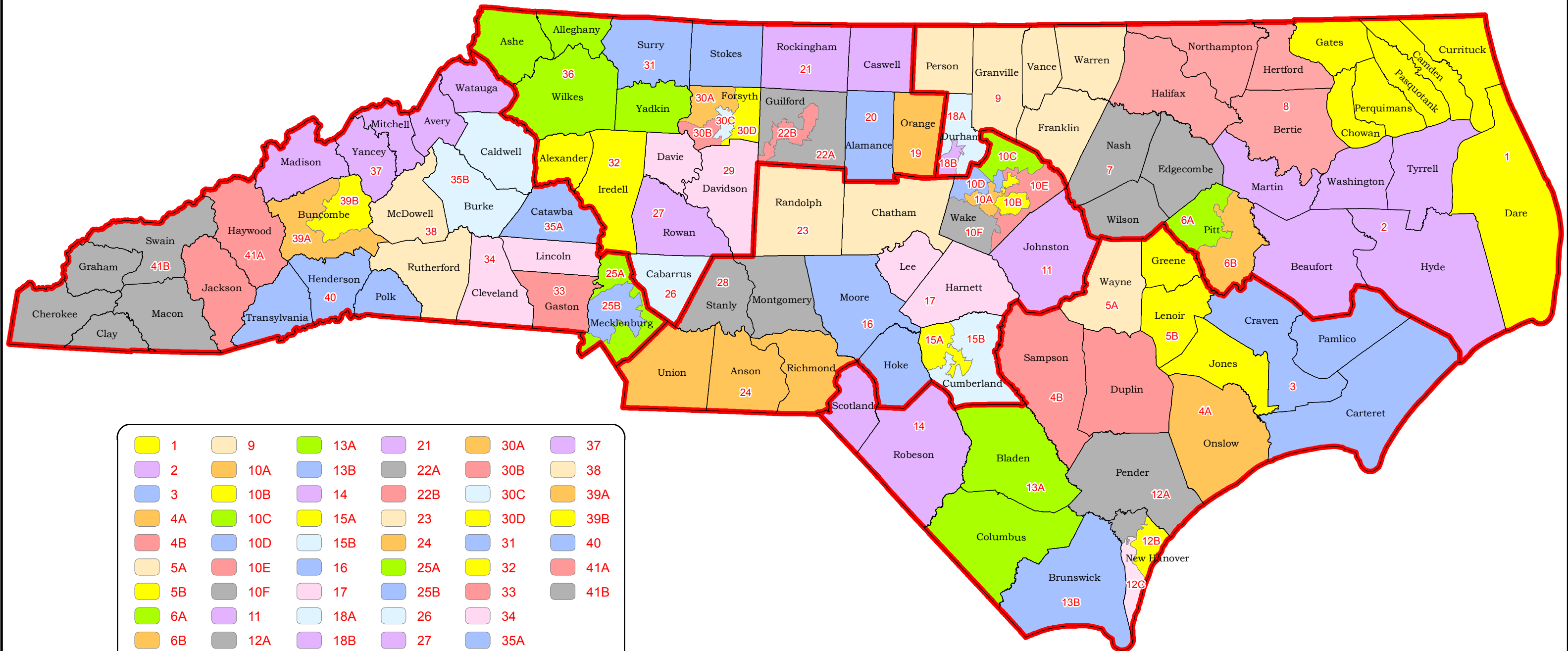

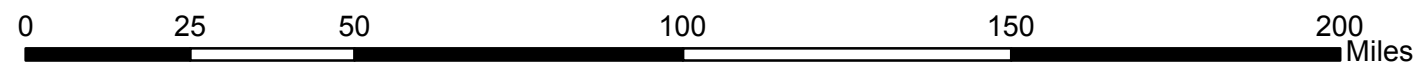



# H717, 2017 Session, 2nd Ed, Superior Court



1	9	13A	21	30A	37
2	10A	13B	22A	30B	38
3	10B	14	22B	30C	39A
4A	10C	15A	23	30D	39B
4B	10D	15B	24	31	40
5A	10E	16	25A	32	41A
5B	10F	17	25B	33	41B
6A	11	18A	26	34	
6B	12A	18B	27	35A	
7	12B	19	28	35B	
8	12C	20	29	36	
Judicial Divisions	Counties				



	2010 Census		US Senate 2010: Marshall-Burr-Beitler								US President 2012: Obama-Romney-Johnson							
District	Total Pop	18+ Pop	Dem	Dem %	Rep	Rep %	Lib	Lib %	Write-In	Write-In %	Dem	Dem %	Rep	Rep %	Lib	Lib %	Write-In	Write-In %
1	148,551	115,423	17,353	38.82%	26,332	58.91%	998	2.23%	16	0.04%	31,806	44.49%	38,738	54.19%	831	1.16%	114	0.16%
2	95,709	74,833	14,140	43.82%	17,533	54.34%	577	1.79%	18	0.06%	21,783	46.50%	24,691	52.71%	286	0.61%	83	0.18%
3	183,118	143,986	17,393	31.26%	37,109	66.70%	1,070	1.92%	63	0.11%	31,516	35.91%	55,323	63.03%	761	0.87%	168	0.19%
4A	177,772	132,834	8,358	31.68%	17,311	65.62%	699	2.65%	14	0.05%	18,490	35.95%	32,243	62.69%	556	1.08%	146	0.28%
4B	121,936	90,789	13,290	43.04%	17,192	55.67%	392	1.27%	7	0.02%	20,581	44.04%	25,827	55.26%	273	0.58%	54	0.12%
5A	122,623	92,139	12,206	39.46%	18,336	59.28%	383	1.24%	6	0.02%	23,277	45.48%	27,605	53.94%	298	0.58%	0	0.00%
5B	91,010	69,518	12,554	46.32%	14,201	52.39%	339	1.25%	11	0.04%	20,074	48.32%	21,221	51.08%	208	0.50%	38	0.09%
6A	87,499	68,938	11,111	59.91%	7,204	38.84%	222	1.20%	10	0.05%	25,129	64.92%	13,204	34.11%	321	0.83%	53	0.14%
6B	80,649	61,412	8,673	37.68%	14,072	61.13%	265	1.15%	9	0.04%	16,639	41.66%	22,958	57.48%	287	0.72%	57	0.14%
7	233,626	176,760	38,352	52.09%	34,285	46.57%	968	1.31%	16	0.02%	63,498	55.42%	50,342	43.94%	579	0.51%	154	0.13%
8	122,741	95,890	21,840	62.32%	12,812	36.56%	382	1.09%	10	0.03%	38,726	67.24%	18,583	32.26%	236	0.41%	51	0.09%
9	226,393	173,285	32,661	50.74%	30,437	47.29%	1,252	1.95%	19	0.03%	55,753	53.21%	48,073	45.88%	744	0.71%	216	0.21%
10A	148,442	121,844	22,673	52.86%	18,998	44.29%	1,204	2.81%	21	0.05%	46,342	59.10%	30,418	38.80%	1,472	1.88%	175	0.22%
10B	144,022	104,408	26,152	74.89%	8,229	23.57%	521	1.49%	18	0.05%	53,113	79.69%	12,883	19.33%	537	0.81%	113	0.17%
10C	154,854	111,920	20,924	37.90%	32,901	59.59%	1,352	2.45%	36	0.07%	40,648	44.09%	50,306	54.57%	1,067	1.16%	166	0.18%
10D	153,253	114,505	22,545	46.62%	24,568	50.81%	1,217	2.52%	26	0.05%	46,863	54.34%	38,048	44.12%	1,184	1.37%	151	0.18%
10E	148,723	108,667	22,955	49.79%	22,158	48.06%	969	2.10%	20	0.04%	43,341	55.90%	33,245	42.88%	834	1.08%	113	0.15%
10F	151,699	105,036	18,075	37.20%	29,278	60.25%	1,224	2.52%	18	0.04%	36,955	43.55%	46,696	55.03%	1,077	1.27%	126	0.15%
11	168,878	121,908	15,086	32.18%	30,853	65.82%	917	1.96%	20	0.04%	27,080	35.49%	48,253	63.24%	765	1.00%	203	0.27%
12A	81,380	63,646	10,242	40.60%	14,427	57.20%	545	2.16%	10	0.04%	17,726	45.48%	20,736	53.20%	408	1.05%	106	0.27%
12B	86,776	70,100	9,418	32.98%	18,506	64.81%	616	2.16%	16	0.06%	18,238	40.09%	26,521	58.29%	575	1.26%	161	0.35%
12C	86,728	68,836	11,292	42.42%	14,737	55.36%	578	2.17%	13	0.05%	22,336	51.13%	20,745	47.49%	494	1.13%	109	0.25%
13A	93,288	71,639	13,900	48.41%	14,313	49.85%	483	1.68%	18	0.06%	19,051	47.54%	20,651	51.53%	305	0.76%	70	0.17%
13B	107,431	87,270	12,994	33.41%	25,079	64.49%	805	2.07%	12	0.03%	22,038	38.42%	34,743	60.57%	469	0.82%	112	0.20%
14	170,325	125,325	16,598	53.14%	14,157	45.33%	461	1.48%	17	0.05%	33,203	58.15%	23,341	40.88%	427	0.75%	131	0.23%
15A	166,466	121,500	20,012	65.74%	9,960	32.72%	451	1.48%	16	0.05%	43,296	72.16%	16,190	26.98%	399	0.67%	112	0.19%
15B	152,965	112,390	16,680	43.20%	21,245	55.02%	670	1.74%	19	0.05%	32,496	48.04%	34,476	50.97%	528	0.78%	144	0.21%
16	135,199	101,865	13,721	37.24%	22,394	60.79%	712	1.93%	14	0.04%	26,581	41.86%	36,314	57.18%	509	0.80%	100	0.16%
17	172,544	125,857	16,222	39.75%	23,803	58.33%	768	1.88%	14	0.03%	28,132	41.58%	38,723	57.24%	654	0.97%	145	0.21%
18A	139,461	107,122	27,501	64.55%	14,418	33.84%	671	1.57%	17	0.04%	53,166	70.66%	21,299	28.31%	671	0.89%	105	0.14%
18B	128,126	100,144	30,527	79.09%	7,453	19.31%	600	1.55%	20	0.05%	58,058	81.43%	12,470	17.49%	680	0.95%	89	0.12%
19	133,801	105,832	31,092	67.65%	13,791	30.01%	1,049	2.28%	26	0.06%	53,901	70.22%	21,539	28.06%	1,056	1.38%	261	0.34%
20	151,131	115,688	15,446	37.21%	25,012	60.25%	1,029	2.48%	25	0.06%	28,875	42.60%	38,170	56.32%	597	0.88%	134	0.20%
21	117,362	91,684	11,814	36.60%	19,538	60.52%	909	2.82%	20	0.06%	21,699	40.90%	30,821	58.09%	434	0.82%	105	0.20%
22A	242,617	184,764	28,289	35.34%	50,089	62.57%	1,626	2.03%	49	0.06%	57,737	42.17%	77,538	56.63%	1,301	0.95%	346	0.25%
22B	245,789	189,159	36,852	66.68%	17,497	31.66%	875	1.58%	47	0.09%	88,133	75.83%	27,042	23.27%	797	0.69%	247	0.21%
23	205,257	156,702	18,956	33.11%	36,719	64.13%	1,545	2.70%	33	0.06%	33,106	34.49%	61,768	64.35%	955	0.99%	165	0.17%
24	274,879	196,653	24,662	35.80%	42,791	62.12%	1,390	2.02%	40	0.06%	49,396	39.40%	74,605	59.51%	1,104	0.88%	260	0.21%
25A	466,322	347,007	51,635	38.36%	80,372	59.70%	2,557	1.90%	59	0.04%	113,580	46.13%	129,754	52.70%	2,294	0.93%	568	0.23%
25B	453,306	339,283	65,909	72.57%	23,395	25.76%	1,460	1.61%	56	0.06%	153,552	78.21%	40,701	20.73%	1,598	0.81%	471	0.24%
26	178,011	129,230	15,922	33.35%	30,758	64.43%	1,056	2.21%	0	0.00%	32,818	39.44%	49,511	59.50%	887	1.07%	0	0.00%
27	138,428	105,486	11,939	33.12%	23,146	64.22%	937	2.60%	22	0.06%	22,650	36.35%	38,775	62.23%	655	1.05%	232	0.37%
28	88,383	67,904	8,530	32.39%	17,292	65.66%	501	1.90%	13	0.05%	13,134	32.94%	26,273	65.88%	398	1.00%	73	0.18%
29	204,118	155,495	14,610	26.30%	39,676	71.42%	1,244	2.24%	23	0.04%	26,359	28.77%	64,070	69.94%	975	1.06%	201	0.22%
30A	88,227	67,047	10,038	37.93%	15,907	60.11%	512	1.93%	7	0.03%	20,703	45.85%	24,002	53.16%	447	0.99%	0	0.00%
30B	86,885	67,690	10,562	36.53%	17,848	61.72%	496	1.72%	11	0.04%	22,162	45.95%	25,624	53.13%	443	0.92%	0	0.00%
30C	88,812	66,079	13,128	75.32%	4,060	23.29%	234	1.34%	7	0.04%	32,639	83.74%	6,073	15.58%	266	0.68%	0	0.00%
30D	86,746	64,453	7,285	33.07%	14,259	64.73%	477	2.17%	8	0.04%	16,819	40.72%	24,069	58.28%	413	1.00%	0	0.00%
31	121,074	93,336	9,401	28.52%	22,822	69.23%	735	2.23%	6	0.02%	15,039	29.59%	35,016	68.89%	624	1.23%	148	0.29%
32	196,635	147,597	16,810	30.33%	37,163	67.05%	1,423	2.57%	31	0.06%	30,687	32.80%	61,552	65.79%	1,010	1.08%	312	0.33%
33	206,086	156,845	15,470	31.34%	32,726	66.30%	1,163	2.36%	0	0.00%	33,171	36.76%	56,138	62.21%	927	1.03%	0	0.00%
34	176,343	134,864	17,217	34.64%	31,405	63.18%	1,062											

	2010 Census		US Senate 2010: Marshall-Burr-Beitler								US President 2012: Obama-Romney-Johnson							
District	Total Pop	18+ Pop	Dem	Dem %	Rep	Rep %	Lib	Lib %	Write-In	Write-In %	Dem	Dem %	Rep	Rep %	Lib	Lib %	Write-In	Write-In %
35B	173,941	134,967	15,418	34.40%	28,178	62.87%	1,200	2.68%	20	0.04%	24,599	34.57%	45,496	63.94%	923	1.30%	132	0.19%
36	146,182	114,172	12,766	28.56%	30,681	68.65%	1,231	2.75%	17	0.04%	17,795	27.99%	44,712	70.33%	841	1.32%	227	0.36%
37	123,037	102,215	16,965	38.45%	25,943	58.79%	1,193	2.70%	25	0.06%	24,952	40.17%	35,775	57.60%	1,111	1.79%	271	0.44%
38	112,806	87,797	9,418	30.44%	20,725	66.99%	774	2.50%	20	0.06%	15,405	32.92%	30,729	65.66%	515	1.10%	152	0.32%
39A	123,239	95,909	15,472	39.49%	22,631	57.76%	1,056	2.69%	25	0.06%	27,955	43.94%	34,552	54.31%	843	1.33%	266	0.42%
39B	115,079	93,569	23,523	61.03%	13,974	36.26%	1,020	2.65%	26	0.07%	42,663	66.59%	20,147	31.44%	878	1.37%	383	0.60%
40	160,340	128,611	19,311	34.37%	35,515	63.20%	1,350	2.40%	17	0.03%	29,481	37.08%	48,864	61.45%	912	1.15%	255	0.32%
41A	99,307	80,649	13,378	42.94%	16,942	54.38%	820	2.63%	17	0.05%	19,796	44.60%	23,802	53.63%	666	1.50%	121	0.27%
41B	94,795	75,809	11,787	34.34%	21,223	61.83%	1,292	3.76%	21	0.06%	14,405	32.02%	29,776	66.19%	628	1.40%	176	0.39%
Totals:	9,535,483	7,253,848	1,141,700	43.04%	1,454,082	54.82%	55,554	2.09%	1,263	0.05%	2,171,293	48.33%	2,267,353	50.47%	44,448	0.99%	9,519	0.21%

H717, 2017 Session, 2nd Ed, Superior Court: Governor 2012, Lt Governor 2012, US Senate 2014

	Governor 2012: Dalton-McCrory-Howe								Lieutenant Governor 2012: Coleman-Forest				US Senate 2014: Tillis-Hagan-Haugh							
District	Dem	Dem %	Rep	Rep %	Lib	Lib %	Write-In	Write-In %	Dem	Dem %	Rep	Rep %	Rep	Rep %	Dem	Dem %	Lib	Lib %	Write-In	Write-In %
1	31,059	44.44%	36,461	52.17%	2,348	3.36%	15	0.02%	33,689	49.03%	35,016	50.97%	25,732	55.30%	19,526	41.96%	1,243	2.67%	34	0.07%
2	21,249	45.58%	24,700	52.98%	666	1.43%	6	0.01%	23,754	52.12%	21,823	47.88%	16,559	49.17%	15,474	45.95%	1,540	4.57%	104	0.31%
3	28,530	32.65%	57,217	65.47%	1,615	1.85%	26	0.03%	32,786	38.21%	53,018	61.79%	36,899	60.46%	21,609	35.41%	2,340	3.83%	182	0.30%
4A	16,520	32.61%	32,732	64.61%	1,395	2.75%	13	0.03%	19,556	39.59%	29,843	60.41%	19,830	62.97%	10,126	32.15%	1,487	4.72%	50	0.16%
4B	20,169	43.34%	25,823	55.49%	533	1.15%	9	0.02%	21,904	47.87%	23,854	52.13%	16,122	53.45%	12,872	42.68%	1,125	3.73%	42	0.14%
5A	22,073	43.29%	28,220	55.34%	683	1.34%	16	0.03%	23,920	47.62%	26,311	52.38%	17,865	54.21%	14,009	42.51%	1,041	3.16%	43	0.13%
5B	19,466	47.18%	21,335	51.71%	448	1.09%	9	0.02%	21,143	52.09%	19,448	47.91%	13,741	48.55%	13,499	47.69%	1,036	3.66%	27	0.10%
6A	23,491	61.09%	14,180	36.88%	772	2.01%	9	0.02%	25,181	66.51%	12,677	33.49%	7,116	34.80%	12,671	61.96%	627	3.07%	36	0.18%
6B	15,317	38.58%	23,764	59.86%	612	1.54%	6	0.02%	17,228	44.06%	21,871	55.94%	14,061	56.46%	10,038	40.31%	765	3.07%	39	0.16%
7	61,455	53.88%	51,454	45.11%	1,128	0.99%	14	0.01%	64,846	57.67%	47,598	42.33%	33,776	43.88%	41,086	53.37%	2,047	2.66%	69	0.09%
8	38,258	66.69%	18,574	32.38%	530	0.92%	9	0.02%	40,004	70.82%	16,479	29.18%	12,280	33.32%	23,633	64.12%	920	2.50%	23	0.06%
9	52,154	50.15%	50,041	48.12%	1,772	1.70%	27	0.03%	57,307	56.37%	44,351	43.63%	30,861	44.32%	36,053	51.78%	2,601	3.74%	117	0.17%
10A	40,257	52.02%	34,162	44.14%	2,949	3.81%	25	0.03%	44,958	59.70%	30,348	40.30%	18,020	35.78%	30,477	60.51%	1,775	3.52%	96	0.19%
10B	49,409	74.47%	15,505	23.37%	1,422	2.14%	12	0.02%	52,716	80.33%	12,908	19.67%	7,771	18.85%	32,374	78.53%	1,021	2.48%	61	0.15%
10C	34,014	37.19%	55,164	60.32%	2,255	2.47%	26	0.03%	38,844	43.35%	50,759	56.65%	33,635	51.66%	29,640	45.53%	1,736	2.67%	94	0.14%
10D	40,060	46.93%	42,636	49.95%	2,636	3.09%	24	0.03%	45,144	54.22%	38,120	45.78%	24,296	41.37%	32,669	55.62%	1,677	2.86%	90	0.15%
10E	39,066	50.59%	36,324	47.04%	1,818	2.35%	14	0.02%	43,281	56.96%	32,704	43.04%	21,291	41.22%	28,717	55.59%	1,542	2.99%	104	0.20%
10F	31,016	36.83%	50,793	60.31%	2,379	2.82%	26	0.03%	35,830	43.62%	46,318	56.38%	31,223	52.62%	26,156	44.08%	1,837	3.10%	124	0.21%
11	24,498	32.22%	50,047	65.81%	1,477	1.94%	20	0.03%	28,269	37.93%	46,251	62.07%	30,520	61.15%	17,235	34.53%	2,054	4.12%	99	0.20%
12A	15,939	41.27%	21,653	56.07%	1,016	2.63%	9	0.02%	17,968	47.56%	19,815	52.44%	12,501	49.30%	11,399	44.96%	1,407	5.55%	48	0.19%
12B	15,079	33.72%	28,257	63.19%	1,365	3.05%	14	0.03%	17,652	40.78%	25,631	59.22%	15,814	53.46%	12,295	41.56%	1,422	4.81%	51	0.17%
12C	19,341	45.04%	22,311	51.96%	1,273	2.96%	14	0.03%	21,973	52.44%	19,931	47.56%	12,297	44.19%	14,050	50.49%	1,427	5.13%	54	0.19%
13A	19,794	49.83%	19,364	48.75%	558	1.40%	6	0.02%	22,100	56.97%	16,695	43.03%	12,091	45.99%	12,538	47.69%	1,610	6.12%	49	0.19%
13B	18,652	32.85%	36,907	65.00%	1,217	2.14%	6	0.01%	22,577	40.62%	33,006	59.38%	22,882	56.02%	15,739	38.54%	2,164	5.30%	58	0.14%
14	33,467	59.54%	21,669	38.55%	1,054	1.88%	23	0.04%	36,625	66.54%	18,413	33.46%	14,904	42.77%	18,715	53.71%	1,174	3.37%	50	0.14%
15A	40,488	68.71%	17,117	29.05%	1,306	2.22%	12	0.02%	42,781	73.48%	15,439	26.52%	9,136	27.97%	22,539	69.01%	940	2.88%	45	0.14%
15B	30,192	45.19%	35,193	52.67%	1,411	2.11%	22	0.03%	33,544	51.10%	32,096	48.90%	21,674	50.61%	19,588	45.74%	1,506	3.52%	58	0.14%
16	24,305	38.66%	37,416	59.51%	1,133	1.80%	18	0.03%	26,667	43.30%	34,915	56.70%	24,485	56.58%	17,300	39.98%	1,448	3.35%	41	0.09%
17	26,116	38.79%	39,817	59.14%	1,367	2.03%	27	0.04%	29,592	44.78%	36,489	55.22%	23,378	54.59%	17,531	40.93%	1,842	4.30%	76	0.18%
18A	48,882	65.78%	23,487	31.61%	1,903	2.56%	37	0.05%	52,006	71.18%	21,055	28.82%	13,168	27.18%	34,162	70.50%	1,063	2.19%	62	0.13%
18B	53,651	76.09%	14,980	21.24%	1,850	2.62%	31	0.04%	56,666	81.78%	12,627	18.22%	6,660	14.84%	37,346	83.22%	828	1.85%	44	0.10%
19	48,684	64.44%	24,492	32.42%	2,327	3.08%	52	0.07%	52,176	70.72%	21,599	29.28%	12,779	24.19%	38,705	73.27%	1,293	2.45%	49	0.09%
20	25,624	38.18%	40,044	59.67%	1,433	2.14%	12	0.02%	28,500	43.28%	37,350	56.72%	24,380	55.00%	18,145	40.93%	1,730	3.90%	73	0.16%
21	20,230	38.43%	31,426	59.70%	970	1.84%	11	0.02%	22,775	44.27%	28,673	55.73%	19,475	55.23%	13,996	39.69%	1,710	4.85%	79	0.22%
22A	49,663	36.53%	83,308	61.28%	2,923	2.15%	49	0.04%	56,409	42.49%	76,344	57.51%	51,971	54.46%	40,910	42.87%	2,424	2.54%	122	0.13%
22B	80,697	70.40%	31,352	27.35%	2,532	2.21%	43	0.04%	85,908	76.14%	26,920	23.86%	16,627	24.45%	49,809	73.24%	1,491	2.19%	82	0.12%
23	29,835	31.14%	64,043	66.84%	1,929	2.01%	14	0.01%	33,432	35.64%	60,377	64.36%	38,820	60.16%	23,192	35.94%	2,427	3.76%	91	0.14%
24	40,117	32.20%	82,451	66.18%	1,973	1.58%	47	0.04%	49,678	41.03%	71,386	58.97%	45,643	58.08%	29,721	37.82%	2,969	3.78%	254	0.32%
25A	80,726	32.99%	159,841	65.32%	4,073	1.66%	55	0.02%	106,144	44.72%	131,199	55.28%	74,468	50.39%	69,021	46.70%	3,992	2.70%	311	0.21%
25B	131,569	67.96%	58,361	30.14%	3,617	1.87%	64	0.03%	147,990	78.06%	41,584	21.94%	20,817	19.74%	81,850	77.62%	2,633	2.50%	143	0.14%
26	24,800	29.82%	56,839	68.34%	1,535	1.85%	0	0.00%	32,733	40.57%	47,943	59.43%	29,331	56.71%	20,025	38.72%	2,211	4.27%	156	0.30%
27	18,066	29.12%	42,947	69.23%	1,010	1.63%	13	0.02%	22,285	36.79%	38,294	63.21%	23,230	59.49%	13,532	34.66%	2,189	5.61%	96	0.25%
28	11,039	27.71%	28,220	70.84%	572	1.44%	7	0.02%	13,940	35.97%	24,816	64.03%	16,794	61.51%	8,748	32.04%	1,683	6.16%	80	0.29%
29	22,550	24.67%	66,966	73.28%	1,855	2.03%	18	0.02%	27,314	30.49%	62,260	69.51%	38,792	68.19%	15,607	27.43%	2,390	4.20%	103	0.18%
30A	17,960	39.81%	26,194	58.06%	952	2.11%	11	0.02%	20,360	46.22%	23,692	53.78%	15,147	50.90%	13,659	45.90%	897	3.01%	56	0.19%
30B	18,691	38.89%	28,299	58.88%	1,064	2.21%	7	0.01%	21,367	45.70%	25,386	54.30%	16,429	51.40%	14,604	45.69%	860	2.69%	68	0.21%
30C	30,322	78.73%	7,441	19.32%	741	1.92%	11	0.03%	31,830	83.70%	6,200	16.30%	3,438	15.96%	17,597	81.68%	477	2.21%	31	0.14%
30D	14,899	36.03%	25,565	61.83%	871	2.11%	14	0.03%	16,841	41.60%	23,643	58.40%	14,545	56.94%	10,148	39.73%	797	3.12%	54	0.21%
31	13,430	26.47%	36,178	71.31%	1,109	2.19%	15	0.03%	16,329	33.07%	33,053	66.93%	21,756	65.11%	9,638	28.85%	1,925	5.76%	94	0.28%
32	23,811	25.55%	67,803	72.76%	1,543	1.66%	27	0.03%	30,707	33.88%	59,935	66.12%	39,177	62.77%	19,388	31.07%	3,635	5.82%	209	0.33%
33	26,877	29.82%	61,844	68.61%	1,394	1.55%	18	0.02%	32,869	37.43%	54,934	62.57%	33,167	60.54%	19,060	34.79%	2,426	4.43%	129	0.24%
34	24,419	30.61%	54,210	67.95%	1,132	1.42%	15	0.02%	28,718	36.98%	48,930	63.02%	31,378	60.67%	17,662	34.15%	2,551	4.93%	132	0.26%
35A	18,347	26.50%	49,721	71.80%	1,163	1.68%	15	0.02%	23,300	34.41%	44,421	65.59%	27,425	62.27%	14,283	32.43%	2,213	5.02%	123	0.28%

	Governor 2012: Dalton-McCrory-Howe								Lieutenant Governor 2012: Coleman-Forest				US Senate 2014: Tillis-Hagan-Haugh							
District	Dem	Dem %	Rep	Rep %	Lib	Lib %	Write-In	Write-In %	Dem	Dem %	Rep	Rep %	Rep	Rep %	Dem	Dem %	Lib	Lib %	Write-In	Write-In %
35B	19,268	26.98%	50,743	71.05%	1,392	1.95%	18	0.03%	25,347	36.54%	44,029	63.46%	27,512	60.26%	15,095	33.06%	2,926	6.41%	124	0.27%
36	15,545	24.46%	46,658	73.41%	1,342	2.11%	15	0.02%	18,697	30.39%	42,822	69.61%	29,029	66.65%	11,834	27.17%	2,570	5.90%	121	0.28%
37	22,193	36.07%	37,240	60.53%	2,079	3.38%	16	0.03%	24,938	42.11%	34,290	57.89%	23,676	54.87%	17,195	39.85%	2,218	5.14%	64	0.15%
38	17,827	38.18%	27,910	59.77%	947	2.03%	9	0.02%	17,074	37.82%	28,068	62.18%	18,639	61.11%	10,026	32.87%	1,796	5.89%	40	0.13%
39A	25,248	40.09%	35,865	56.95%	1,853	2.94%	14	0.02%	27,997	45.41%	33,652	54.59%	21,592	50.04%	19,725	45.71%	1,768	4.10%	63	0.15%
39B	39,134	61.92%	21,674	34.30%	2,369	3.75%	21	0.03%	41,857	67.53%	20,129	32.47%	12,280	28.08%	29,730	67.98%	1,678	3.84%	43	0.10%
40	26,749	34.04%	49,751	63.31%	2,055	2.62%	28	0.04%	29,642	38.51%	47,337	61.49%	32,849	57.66%	21,738	38.15%	2,312	4.06%	76	0.13%
41A	18,353	41.61%	24,444	55.42%	1,303	2.95%	9	0.02%	20,315	47.23%	22,701	52.77%	14,823	49.97%	13,259	44.70%	1,514	5.10%	69	0.23%
41B	14,630	33.02%	28,091	63.41%	1,563	3.53%	18	0.04%	16,038	37.17%	27,115	62.83%	20,257	60.53%	11,335	33.87%	1,829	5.47%	46	0.14%
Totals:	1,925,270	43.18%	2,437,224	54.67%	94,512	2.12%	1,191	0.03%	2,174,021	49.88%	2,184,891	50.12%	1,416,834	48.84%	1,370,303	47.23%	108,779	3.75%	5,251	0.18%

H717, 2017 Session, 2nd Ed, Superior Court: President 2016, US Senate 2016, Governor 2016

	US President 2016: Trump-Clinton-Johnson								US Senate 2016: Burr-Ross-Haugh						Governor 2016: Cooper-McCrory-Cecil					
District	Rep	Rep %	Dem	Dem %	Lib	Lib %	Write-In	Write-In %	Rep	Rep %	Dem	Dem %	Lib	Lib %	Dem	Dem %	Rep	Rep %	Lib	Lib %
1	43,201	58.66%	27,589	37.46%	2,169	2.95%	687	0.93%	42,588	59.07%	27,487	38.13%	2,017	2.80%	28,928	39.93%	41,948	57.90%	1,568	2.16%
2	25,252	54.82%	19,774	42.93%	726	1.58%	312	0.68%	24,844	54.66%	19,121	42.07%	1,488	3.27%	19,710	43.08%	25,522	55.79%	516	1.13%
3	58,542	63.89%	30,012	32.76%	2,242	2.45%	829	0.90%	58,109	64.13%	28,994	32.00%	3,512	3.88%	30,960	34.02%	58,265	64.02%	1,788	1.96%
4A	37,125	64.98%	17,512	30.65%	1,926	3.37%	573	1.00%	36,186	64.48%	17,027	30.34%	2,907	5.18%	17,990	31.93%	36,687	65.12%	1,658	2.94%
4B	27,055	57.83%	18,830	40.25%	653	1.40%	246	0.53%	26,821	58.09%	18,282	39.59%	1,071	2.32%	18,746	40.37%	27,204	58.58%	489	1.05%
5A	27,540	54.33%	21,770	42.95%	963	1.90%	416	0.82%	27,530	54.95%	21,286	42.48%	1,288	2.57%	21,859	43.41%	27,821	55.24%	680	1.35%
5B	20,839	52.79%	17,866	45.25%	543	1.38%	231	0.59%	20,586	52.81%	17,404	44.65%	992	2.54%	17,687	45.09%	21,131	53.87%	405	1.03%
6A	13,089	33.15%	24,868	62.98%	1,104	2.80%	424	1.07%	13,901	35.66%	23,848	61.17%	1,237	3.17%	24,604	62.88%	13,810	35.29%	716	1.83%
6B	22,558	55.15%	16,860	41.22%	1,056	2.58%	426	1.04%	23,205	57.27%	16,121	39.78%	1,195	2.95%	17,221	42.34%	22,848	56.17%	606	1.49%
7	49,111	44.37%	59,122	53.41%	1,701	1.54%	752	0.68%	49,444	44.95%	58,375	53.07%	2,172	1.97%	61,279	55.49%	48,036	43.50%	1,112	1.01%
8	19,044	35.26%	34,185	63.29%	574	1.06%	208	0.39%	18,938	35.52%	33,559	62.94%	822	1.54%	33,901	63.31%	19,254	35.96%	390	0.73%
9	51,691	48.24%	52,264	48.77%	2,233	2.08%	975	0.91%	51,513	48.48%	51,801	48.75%	2,953	2.78%	54,518	51.07%	50,578	47.38%	1,647	1.54%
10A	25,501	31.02%	51,549	62.70%	3,546	4.31%	1,624	1.98%	29,335	35.90%	49,474	60.55%	2,894	3.54%	54,090	65.94%	25,775	31.42%	2,165	2.64%
10B	12,231	18.09%	52,798	78.08%	1,688	2.50%	903	1.34%	13,440	20.00%	51,981	77.34%	1,787	2.66%	53,230	79.03%	12,866	19.10%	1,254	1.86%
10C	46,656	45.68%	49,575	48.54%	3,825	3.75%	2,076	2.03%	51,792	50.94%	46,834	46.07%	3,038	2.99%	52,544	51.48%	47,420	46.46%	2,097	2.05%
10D	32,516	34.04%	57,582	60.28%	3,658	3.83%	1,771	1.85%	38,134	40.15%	53,996	56.85%	2,845	3.00%	59,519	62.45%	33,650	35.31%	2,139	2.24%
10E	32,127	39.29%	45,886	56.12%	2,549	3.12%	1,199	1.47%	33,703	41.45%	45,067	55.43%	2,535	3.12%	47,764	58.50%	32,286	39.54%	1,594	1.95%
10F	47,051	47.83%	45,346	46.10%	4,194	4.26%	1,773	1.80%	51,385	52.57%	42,934	43.92%	3,435	3.51%	48,408	49.30%	47,359	48.24%	2,415	2.46%
11	54,372	63.29%	28,362	33.01%	2,347	2.73%	828	0.96%	53,977	63.32%	28,279	33.17%	2,988	3.51%	31,182	36.40%	52,921	61.77%	1,567	1.83%
12A	24,046	56.18%	17,114	39.99%	1,206	2.82%	435	1.02%	23,492	55.83%	16,701	39.69%	1,887	4.48%	18,522	43.89%	22,514	53.35%	1,164	2.76%
12B	26,956	53.42%	20,787	41.20%	1,971	3.91%	745	1.48%	27,876	55.99%	19,748	39.67%	2,161	4.34%	23,507	47.00%	25,083	50.15%	1,426	2.85%
12C	21,962	47.25%	22,405	48.20%	1,455	3.13%	661	1.42%	21,948	47.99%	21,608	47.25%	2,178	4.76%	24,501	53.33%	20,116	43.78%	1,326	2.89%
13A	22,822	57.59%	16,118	40.68%	518	1.31%	168	0.42%	21,878	56.30%	15,839	40.76%	1,144	2.94%	16,576	42.36%	22,051	56.36%	500	1.28%
13B	42,720	62.50%	23,282	34.06%	1,717	2.51%	632	0.92%	42,113	62.57%	22,370	33.24%	2,824	4.20%	25,286	37.41%	40,726	60.26%	1,574	2.33%
14	26,894	49.39%	26,136	48.00%	1,049	1.93%	369	0.68%	25,790	48.75%	26,023	49.19%	1,085	2.05%	25,699	48.00%	27,268	50.93%	568	1.06%
15A	15,388	26.89%	39,769	69.50%	1,482	2.59%	582	1.02%	15,875	28.11%	38,643	68.43%	1,952	3.46%	38,587	68.31%	16,474	29.17%	1,423	2.52%
15B	35,877	51.05%	31,836	45.30%	1,891	2.69%	681	0.97%	36,027	51.89%	31,090	44.78%	2,314	3.33%	31,862	45.76%	36,288	52.11%	1,486	2.13%
16	38,249	57.16%	26,054	38.93%	1,932	2.89%	685	1.02%	38,391	57.91%	25,619	38.65%	2,279	3.44%	27,479	41.35%	37,488	56.42%	1,481	2.23%
17	41,326	58.08%	27,206	38.24%	1,936	2.72%	681	0.96%	40,840	57.88%	27,213	38.57%	2,503	3.55%	29,035	41.03%	40,139	56.73%	1,585	2.24%
18A	19,659	23.97%	58,860	71.76%	2,177	2.65%	1,326	1.62%	22,246	27.29%	57,211	70.17%	2,073	2.54%	59,432	72.73%	20,855	25.52%	1,433	1.75%
18B	8,610	11.73%	61,787	84.17%	1,810	2.47%	1,204	1.64%	11,368	15.57%	60,114	82.32%	1,547	2.12%	62,124	85.00%	9,784	13.39%	1,176	1.61%
19	18,557	22.54%	59,923	72.78%	2,404	2.92%	1,456	1.77%	21,884	26.75%	57,877	70.74%	2,055	2.51%	61,344	74.82%	19,153	23.36%	1,492	1.82%
20	38,815	54.55%	29,833	41.93%	1,795	2.52%	714	1.00%	39,380	55.76%	28,873	40.88%	2,368	3.35%	32,032	45.23%	37,501	52.96%	1,283	1.81%
21	32,857	61.59%	19,020	35.65%	1,085	2.03%	387	0.73%	32,149	60.86%	18,864	35.71%	1,813	3.43%	21,369	40.34%	30,594	57.76%	1,006	1.90%
22A	73,010	51.20%	63,489	44.53%	4,176	2.93%	1,915	1.34%	76,472	53.99%	60,767	42.90%	4,415	3.12%	69,068	48.63%	69,927	49.23%	3,033	2.14%
22B	24,809	21.75%	85,280	74.77%	2,555	2.24%	1,412	1.24%	26,629	23.66%	82,690	73.48%	3,221	2.86%	86,126	76.35%	24,330	21.57%	2,343	2.08%
23	66,536	63.72%	34,258	32.81%	2,533	2.43%	1,097	1.05%	66,097	63.75%	33,738	32.54%	3,854	3.72%	38,470	36.97%	63,422	60.94%	2,179	2.09%
24	81,588	60.18%	48,704	35.92%	3,791	2.80%	1,501	1.11%	82,001	61.34%	46,346	34.67%	5,340	3.99%	50,726	37.68%	81,089	60.23%	2,811	2.09%
25A	115,026	43.68%	134,229	50.97%	9,607	3.65%	4,477	1.70%	127,886	48.99%	123,501	47.31%	9,675	3.71%	138,403	52.78%	117,076	44.65%	6,734	2.57%
25B	38,852	19.31%	153,850	76.45%	5,763	2.86%	2,769	1.38%	43,655	22.01%	147,399	74.31%	7,315	3.69%	152,501	76.53%	41,680	20.92%	5,083	2.55%
26	53,818	57.69%	35,522	38.08%	2,786	2.99%	1,163	1.25%	53,722	58.16%	34,268	37.10%	4,383	4.74%	37,919	40.82%	52,531	56.55%	2,441	2.63%
27	42,810	66.51%	19,400	30.14%	1,517	2.36%	642	1.00%	41,230	64.75%	19,227	30.19%	3,222	5.06%	21,631	33.76%	40,812	63.70%	1,630	2.54%
28	29,094	70.18%	11,244	27.12%	867	2.09%	252	0.61%	27,669	67.34%	11,461	27.90%	1,956	4.76%	12,821	31.04%	27,710	67.08%	776	1.88%
29	69,919	72.37%	23,379	24.20%	2,490	2.58%	824	0.85%	69,103	72.16%	22,870	23.88%	3,792	3.96%	28,383	29.52%	65,581	68.21%	2,184	2.27%
30A	22,616	48.34%	21,929	46.88%	1,504	3.21%	732	1.56%	24,442	52.44%	20,665	44.34%	1,501	3.22%	23,713	50.82%	21,903	46.94%	1,044	2.24%
30B	22,870	45.01%	25,213	49.62%	1,796	3.53%	936	1.84%	25,938	51.22%	23,169	45.76%	1,529	3.02%	26,918	53.15%	22,629	44.68%	1,096	2.16%
30C	5,900	15.69%	30,472	81.02%	835	2.22%	403	1.07%	6,761	18.19%	29,475	79.29%	938	2.52%	30,365	81.69%	6,035	16.24%	772	2.08%
30D	24,605	57.06%	16,838	39.05%	1,240	2.88%	436	1.01%	24,878	58.12%	16,350	38.20%	1,575	3.68%	18,680	43.58%	23,103	53.90%	1,078	2.52%
31	40,635	74.48%	12,127	22.23%	1,303	2.39%	496	0.91%	39,703	73.41%	12,253	22.66%	2,126	3.93%	15,758	29.05%	37,312	68.79%	1,171	2.16%
32	68,647	68.08%	28,501	28.26%	2,622	2.60%	1,068	1.06%	66,396	66.63%	28,083	28.18%	5,177	5.19%	33,233	33.16%	64,171	64.04%	2,806	2.80%
33	61,798	64.09%	31,177	32.33%	2,445	2.54%	1,011	1.05%	60,298	63.29%	30,582	32.10%	4,388	4.61%	33,708	35.16%	60,006	62.60%	2,146	2.24%
34	57,283	67.64%	24,861	29.35%	1,821	2.15%	729	0.86%	55,359	66.14%	24,823	29.66%	3,518	4.20%	27,445	32.58%	55,105	65.41%	1,699	2.02%

# H717, 2017 Session, 2nd Ed, Superior Court: President 2016, US Senate 2016, Governor 2016

	US President 2016: Trump-Clinton-Johnson								US Senate 2016: Burr-Ross-Haugh						Governor 2016: Cooper-McCrory-Cecil					
District	Rep	Rep %	Dem	Dem %	Lib	Lib %	Write-In	Write-In %	Rep	Rep %	Dem	Dem %	Lib	Lib %	Dem	Dem %	Rep	Rep %	Lib	Lib %
35A	48,307	66.80%	21,201	29.32%	1,973	2.73%	838	1.16%	47,213	66.12%	20,731	29.03%	3,461	4.85%	23,750	33.07%	46,253	64.40%	1,815	2.53%
35B	52,859	70.25%	19,678	26.15%	1,837	2.44%	868	1.15%	50,702	68.21%	20,013	26.92%	3,619	4.87%	23,431	31.29%	49,642	66.30%	1,803	2.41%
36	50,860	75.17%	14,606	21.59%	1,506	2.23%	691	1.02%	49,537	73.84%	14,824	22.10%	2,726	4.06%	18,259	27.06%	47,864	70.92%	1,363	2.02%
37	39,445	58.39%	24,545	36.33%	2,236	3.31%	1,333	1.97%	38,520	57.92%	25,094	37.73%	2,896	4.35%	28,352	42.24%	36,813	54.84%	1,963	2.92%
38	36,439	72.61%	12,179	24.27%	1,020	2.03%	544	1.08%	34,037	69.05%	13,141	26.66%	2,112	4.28%	15,534	31.35%	32,721	66.03%	1,300	2.62%
39A	36,362	51.57%	30,321	43.00%	2,264	3.21%	1,559	2.21%	36,322	52.04%	30,577	43.81%	2,900	4.15%	34,092	48.65%	33,818	48.26%	2,169	3.10%
39B	19,353	28.28%	45,128	65.94%	2,022	2.95%	1,935	2.83%	19,767	29.19%	45,314	66.92%	2,633	3.89%	47,780	70.30%	18,058	26.57%	2,125	3.13%
40	53,097	61.05%	30,120	34.63%	2,387	2.74%	1,375	1.58%	52,069	60.62%	30,512	35.53%	3,307	3.85%	34,359	39.90%	49,373	57.34%	2,377	2.76%
41A	28,716	58.29%	18,118	36.78%	1,638	3.33%	788	1.60%	27,431	56.39%	18,909	38.87%	2,303	4.73%	21,974	44.97%	25,343	51.87%	1,542	3.16%
41B	34,256	71.05%	12,067	25.03%	1,270	2.63%	624	1.29%	31,914	67.74%	13,251	28.13%	1,949	4.14%	15,487	32.73%	30,317	64.07%	1,517	3.21%
Totals:	2,359,749	49.90%	2,180,316	46.10%	129,929	2.75%	59,397	1.26%	2,392,439	51.13%	2,119,696	45.30%	167,190	3.57%	2,300,381	48.95%	2,296,039	48.86%	102,729	2.19%

	Lieutenant Governor 2016: Forest-Coleman-Cole						Attorney General 2016: Stein-Newton			
District	Rep	Rep %	Dem	Dem %	Lib	Lib %	Dem	Dem %	Rep	Rep %
1	41,383	58.08%	27,791	39.01%	2,074	2.91%	29,267	41.81%	40,740	58.19%
2	24,324	54.32%	19,611	43.79%	847	1.89%	20,901	47.15%	23,428	52.85%
3	57,464	64.37%	29,461	33.00%	2,347	2.63%	31,586	35.67%	56,959	64.33%
4A	35,422	64.57%	17,156	31.27%	2,282	4.16%	18,930	34.93%	35,264	65.07%
4B	26,314	57.93%	18,372	40.45%	738	1.62%	19,723	43.90%	25,205	56.10%
5A	27,413	55.53%	21,021	42.58%	933	1.89%	22,724	46.42%	26,226	53.58%
5B	20,260	52.55%	17,665	45.82%	629	1.63%	18,653	48.93%	19,469	51.07%
6A	13,455	35.12%	23,808	62.15%	1,046	2.73%	24,864	65.35%	13,184	34.65%
6B	22,925	57.33%	16,118	40.31%	943	2.36%	17,471	44.08%	22,165	55.92%
7	49,142	45.09%	58,179	53.39%	1,659	1.52%	60,866	55.90%	48,021	44.10%
8	18,347	34.85%	33,674	63.96%	629	1.19%	34,708	66.48%	17,501	33.52%
9	51,294	48.92%	51,437	49.06%	2,116	2.02%	55,988	53.92%	47,844	46.08%
10A	29,140	36.37%	47,758	59.60%	3,227	4.03%	52,703	66.27%	26,819	33.73%
10B	13,328	20.06%	51,288	77.18%	1,833	2.76%	53,275	80.90%	12,581	19.10%
10C	52,490	52.31%	44,964	44.81%	2,884	2.87%	50,536	50.95%	48,648	49.05%
10D	37,716	40.41%	52,487	56.23%	3,133	3.36%	57,966	62.58%	34,662	37.42%
10E	33,957	42.19%	44,328	55.07%	2,204	2.74%	47,794	59.98%	31,884	40.02%
10F	51,144	53.26%	41,727	43.46%	3,148	3.28%	46,341	48.72%	48,782	51.28%
11	54,748	65.02%	27,276	32.40%	2,173	2.58%	31,485	37.74%	51,938	62.26%
12A	23,688	57.20%	16,330	39.43%	1,392	3.36%	18,587	45.30%	22,446	54.70%
12B	27,571	56.81%	19,023	39.20%	1,938	3.99%	22,146	46.00%	25,996	54.00%
12C	22,007	49.08%	21,097	47.05%	1,731	3.86%	23,974	53.93%	20,479	46.07%
13A	21,127	55.43%	16,332	42.85%	658	1.73%	18,459	48.90%	19,287	51.10%
13B	42,291	63.83%	22,235	33.56%	1,726	2.61%	26,195	39.89%	39,468	60.11%
14	23,450	45.42%	27,052	52.40%	1,126	2.18%	28,635	56.04%	22,461	43.96%
15A	15,379	27.65%	38,293	68.84%	1,951	3.51%	39,913	72.16%	15,402	27.84%
15B	35,354	51.72%	30,831	45.10%	2,169	3.17%	33,460	49.22%	34,515	50.78%
16	38,165	58.56%	25,129	38.56%	1,878	2.88%	27,405	42.45%	37,153	57.55%
17	41,071	58.83%	26,874	38.50%	1,866	2.67%	30,078	43.52%	39,035	56.48%
18A	22,154	27.54%	56,163	69.82%	2,120	2.64%	59,223	74.06%	20,738	25.94%
18B	11,067	15.35%	59,206	82.13%	1,818	2.52%	61,567	85.81%	10,182	14.19%
19	21,581	26.88%	56,358	70.19%	2,351	2.93%	59,666	74.74%	20,162	25.26%
20	39,400	56.52%	28,247	40.52%	2,061	2.96%	31,692	45.78%	37,542	54.22%
21	31,623	60.90%	19,145	36.87%	1,162	2.24%	21,186	41.06%	30,407	58.94%
22A	75,709	54.33%	59,773	42.89%	3,880	2.78%	66,137	47.72%	72,454	52.28%
22B	25,753	23.23%	81,761	73.74%	3,369	3.04%	85,302	77.33%	25,001	22.67%
23	66,412	64.92%	33,416	32.66%	2,478	2.42%	37,750	37.14%	63,888	62.86%
24	83,046	63.15%	44,932	34.17%	3,533	2.69%	51,906	39.84%	78,387	60.16%
25A	130,213	50.71%	118,224	46.04%	8,358	3.25%	133,229	52.33%	121,382	47.67%
25B	43,853	22.43%	144,493	73.91%	7,161	3.66%	152,318	78.38%	42,022	21.62%
26	54,841	60.27%	33,227	36.52%	2,925	3.21%	38,199	42.36%	51,987	57.64%
27	42,102	67.03%	18,919	30.12%	1,789	2.85%	22,850	36.63%	39,532	63.37%
28	28,407	70.19%	11,091	27.41%	971	2.40%	13,508	33.62%	26,665	66.38%
29	68,742	72.98%	22,962	24.38%	2,484	2.64%	27,334	29.13%	66,486	70.87%
30A	23,933	52.25%	20,578	44.93%	1,292	2.82%	23,050	50.57%	22,531	49.43%
30B	25,054	50.56%	23,051	46.52%	1,448	2.92%	25,998	52.67%	23,359	47.33%
30C	6,290	17.20%	29,289	80.07%	1,000	2.73%	30,342	83.30%	6,085	16.70%
30D	24,704	58.64%	16,216	38.49%	1,209	2.87%	18,210	43.49%	23,661	56.51%
31	38,890	73.36%	12,775	24.10%	1,344	2.54%	15,410	29.18%	37,405	70.82%
32	68,255	69.62%	26,923	27.46%	2,860	2.92%	33,209	34.17%	63,968	65.83%
33	62,528	66.34%	29,237	31.02%	2,482	2.63%	34,674	37.17%	58,599	62.83%
34	56,985	68.84%	23,853	28.82%	1,935	2.34%	29,013	35.41%	52,910	64.59%

	Lieutenant Governor 2016: Forest-Coleman-Cole						Attorney General 2016: Stein-Newton			
District	Rep	Rep %	Dem	Dem %	Lib	Lib %	Dem	Dem %	Rep	Rep %
35A	48,466	68.84%	19,825	28.16%	2,112	3.00%	24,488	34.98%	45,508	65.02%
35B	52,209	71.07%	19,470	26.51%	1,778	2.42%	24,879	34.16%	47,945	65.84%
36	49,285	74.91%	14,936	22.70%	1,569	2.38%	18,499	28.41%	46,619	71.59%
37	38,044	58.57%	24,430	37.61%	2,485	3.83%	27,733	43.22%	36,427	56.78%
38	34,392	70.73%	12,763	26.25%	1,472	3.03%	14,669	30.47%	33,469	69.53%
39A	35,433	51.67%	30,427	44.37%	2,716	3.96%	33,180	48.74%	34,890	51.26%
39B	19,120	28.69%	44,568	66.87%	2,959	4.44%	47,244	71.47%	18,855	28.53%
40	52,730	62.18%	29,507	34.79%	2,569	3.03%	32,269	38.37%	51,823	61.63%
41A	27,497	57.30%	18,690	38.95%	1,800	3.75%	21,055	44.25%	26,532	55.75%
41B	31,532	68.07%	13,203	28.50%	1,590	3.43%	14,433	31.56%	31,293	68.44%
Totals:	2,390,619	51.88%	2,084,975	45.25%	132,360	2.87%	2,294,855	50.20%	2,276,276	49.80%

H717, 2017 Session, 2nd Ed, Superior Court: Court of Appeals 2016

	Dietz Seat: Dietz-Rozier				Geer Seat: Murphy-Eagles-Buie						Hunter Seat: Hunter-Jones				Stephens Seat: Berger-Stephens				Zachary Seat: Zachary-Mitchell			
District	Rep	Rep %	Dem	Dem %	Rep	Rep %	Dem	Dem %	Una	Una %	Rep	Rep %	Dem	Dem %	Rep	Rep %	Dem	Dem %	Rep	Rep %	Dem	Dem %
1	40,601	60.13%	26,918	39.87%	37,715	55.60%	26,534	39.11%	3,588	5.29%	41,476	61.11%	26,395	38.89%	38,591	56.72%	29,445	43.28%	40,793	60.57%	26,561	39.43%
2	23,508	55.34%	18,975	44.66%	22,259	51.95%	18,801	43.88%	1,785	4.17%	24,349	56.80%	18,516	43.20%	22,665	52.88%	20,197	47.12%	23,387	55.19%	18,985	44.81%
3	56,245	66.47%	28,368	33.53%	52,927	61.96%	28,109	32.90%	4,390	5.14%	57,225	67.15%	27,993	32.85%	54,191	63.41%	31,272	36.59%	56,290	66.88%	27,873	33.12%
4A	34,410	66.70%	17,182	33.30%	31,568	60.42%	16,442	31.47%	4,237	8.11%	34,917	67.19%	17,054	32.81%	33,716	64.10%	18,881	35.90%	34,700	67.53%	16,682	32.47%
4B	24,374	56.75%	18,579	43.25%	23,986	55.25%	17,859	41.14%	1,569	3.61%	25,536	59.01%	17,740	40.99%	24,001	55.40%	19,321	44.60%	24,772	57.97%	17,962	42.03%
5A	25,866	55.21%	20,982	44.79%	24,614	52.03%	20,659	43.67%	2,038	4.31%	26,741	56.61%	20,498	43.39%	25,140	53.87%	21,532	46.13%	26,298	56.55%	20,209	43.45%
5B	19,048	52.15%	17,474	47.85%	18,336	49.75%	17,129	46.48%	1,390	3.77%	19,620	53.36%	17,147	46.64%	18,414	49.99%	18,421	50.01%	18,984	52.26%	17,341	47.74%
6A	13,274	36.17%	23,423	63.83%	12,375	33.40%	22,574	60.93%	2,098	5.66%	13,625	36.96%	23,244	63.04%	12,587	34.21%	24,211	65.79%	13,420	36.71%	23,135	63.29%
6B	22,709	58.98%	15,797	41.02%	21,537	55.52%	15,465	39.87%	1,791	4.62%	23,147	59.82%	15,545	40.18%	21,511	55.99%	16,907	44.01%	22,804	59.43%	15,564	40.57%
7	47,842	45.50%	57,300	54.50%	44,710	42.40%	57,393	54.43%	3,334	3.16%	49,189	46.47%	56,659	53.53%	45,872	43.29%	60,097	56.71%	48,087	45.82%	56,868	54.18%
8	17,239	34.46%	32,781	65.54%	16,361	32.37%	32,879	65.05%	1,306	2.58%	17,950	35.56%	32,530	64.44%	16,500	32.65%	34,034	67.35%	17,274	34.58%	32,682	65.42%
9	49,382	49.15%	51,092	50.85%	45,421	44.82%	51,202	50.53%	4,713	4.65%	50,871	50.32%	50,228	49.68%	47,116	46.06%	55,176	53.94%	49,532	49.48%	50,573	50.52%
10A	29,517	38.86%	46,438	61.14%	25,449	33.15%	46,151	60.11%	5,179	6.75%	30,534	40.03%	45,749	59.97%	26,630	34.55%	50,445	65.45%	30,390	40.27%	45,081	59.73%
10B	13,261	20.78%	50,558	79.22%	11,574	18.01%	49,162	76.51%	3,516	5.47%	13,674	21.36%	50,342	78.64%	12,165	18.85%	52,367	81.15%	13,906	21.91%	49,550	78.09%
10C	51,555	54.23%	43,506	45.77%	46,726	48.67%	44,422	46.27%	4,852	5.05%	52,544	54.99%	43,016	45.01%	48,187	49.86%	48,456	50.14%	52,698	55.71%	41,902	44.29%
10D	38,141	43.06%	50,431	56.94%	33,293	37.20%	51,047	57.03%	5,165	5.77%	39,587	44.48%	49,422	55.52%	34,459	38.28%	55,548	61.72%	39,124	44.39%	49,005	55.61%
10E	33,020	42.99%	43,787	57.01%	30,124	38.89%	42,985	55.50%	4,346	5.61%	33,842	43.83%	43,363	56.17%	31,140	39.95%	46,808	60.05%	33,944	44.47%	42,390	55.53%
10F	50,994	55.96%	40,133	44.04%	46,448	50.47%	40,490	44.00%	5,092	5.53%	52,036	56.89%	39,425	43.11%	47,832	51.67%	44,737	48.33%	52,289	57.63%	38,449	42.37%
11	51,384	64.77%	27,951	35.23%	48,543	60.52%	26,978	33.64%	4,684	5.84%	53,292	66.78%	26,508	33.22%	49,443	61.17%	31,386	38.83%	52,675	66.69%	26,308	33.31%
12A	23,008	58.43%	16,369	41.57%	21,438	54.12%	15,584	39.34%	2,587	6.53%	23,387	59.34%	16,025	40.66%	22,202	56.05%	17,409	43.95%	23,354	59.54%	15,867	40.46%
12B	27,022	59.82%	18,153	40.18%	24,487	53.79%	17,391	38.20%	3,648	8.01%	27,452	60.78%	17,713	39.22%	25,409	55.58%	20,311	44.42%	27,416	61.20%	17,384	38.80%
12C	21,541	51.19%	20,536	48.81%	19,461	45.96%	19,591	46.27%	3,289	7.77%	21,884	52.03%	20,179	47.97%	20,275	47.72%	22,215	52.28%	21,873	52.37%	19,897	47.63%
13A	18,353	50.78%	17,786	49.22%	18,462	50.98%	16,033	44.28%	1,717	4.74%	20,050	55.54%	16,050	44.46%	18,871	52.07%	17,371	47.93%	18,997	53.33%	16,622	46.67%
13B	41,405	65.53%	21,784	34.47%	38,573	60.77%	21,358	33.65%	3,541	5.58%	42,213	66.75%	21,023	33.25%	39,576	62.39%	23,861	37.61%	42,019	66.82%	20,862	33.18%
14	21,423	43.64%	27,670	56.36%	20,753	42.09%	25,640	52.00%	2,915	5.91%	22,939	46.44%	26,457	53.56%	21,280	42.92%	28,299	57.08%	21,557	44.08%	27,345	55.92%
15A	15,470	28.68%	38,464	71.32%	13,686	25.30%	37,119	68.63%	3,281	6.07%	15,956	29.55%	38,043	70.45%	14,518	26.76%	39,728	73.24%	16,013	29.75%	37,821	70.25%
15B	34,861	52.75%	31,232	47.25%	31,890	48.15%	30,011	45.31%	4,331	6.54%	35,844	54.20%	30,287	45.80%	33,289	50.06%	33,205	49.94%	35,504	53.81%	30,471	46.19%
16	37,837	61.39%	23,801	38.61%	34,680	55.65%	23,840	38.25%	3,800	6.10%	38,316	61.83%	23,652	38.17%	36,071	57.50%	26,658	42.50%	38,050	62.06%	23,266	37.94%
17	39,008	59.23%	26,851	40.77%	35,641	53.71%	25,862	38.98%	4,851	7.31%	39,970	60.50%	26,091	39.50%	36,810	55.25%	29,809	44.75%	39,553	60.23%	26,114	39.77%
18A	22,393	28.79%	55,396	71.21%	19,745	25.26%	54,643	69.89%	3,793	4.85%	22,910	29.39%	55,029	70.61%	20,558	26.13%	58,126	73.87%	22,970	29.60%	54,635	70.40%
18B	11,734	16.76%	58,283	83.24%	9,509	13.51%	57,632	81.91%	3,220	4.58%	12,220	17.42%	57,931	82.58%	10,217	14.45%	60,477	85.55%	12,237	17.51%	57,645	82.49%
19	22,015	28.57%	55,033	71.43%	18,907	24.35%	54,315	69.94%	4,433	5.71%	22,884	29.61%	54,408	70.39%	20,181	25.83%	57,938	74.17%	22,615	29.45%	54,176	70.55%
20	38,881	58.09%	28,052	41.91%	35,777	53.25%	27,874	41.49%	3,531	5.26%	39,579	58.99%	27,519	41.01%	37,431	55.30%	30,260	44.70%	39,008	58.42%	27,769	41.58%
21	31,165	62.30%	18,860	37.70%	29,014	57.61%	18,664	37.06%	2,686	5.33%	31,655	62.95%	18,634	37.05%	30,412	59.21%	20,951	40.79%	31,227	62.47%	18,758	37.53%
22A	76,362	57.68%	56,024	42.32%	68,666	51.53%	58,131	43.62%	6,466	4.85%	78,174	58.72%	54,950	41.28%	71,943	53.35%	62,914	46.65%	76,376	57.78%	55,807	42.22%
22B	26,693	25.04%	79,910	74.96%	23,084	21.52%	78,770	73.45%	5,389	5.03%	28,227	26.37%	78,826	73.63%	24,738	22.94%	83,089	77.06%	26,899	25.27%	79,553	74.73%
23	65,120	66.63%	32,619	33.37%	60,918	61.74%	32,233	32.67%	5,514	5.59%	66,270	67.30%	32,194	32.70%	63,519	63.99%	35,747	36.01%	65,462	66.99%	32,260	33.01%
24	80,120	64.24%	44,605	35.76%	74,650	59.31%	44,181	35.10%	7,028	5.58%	81,355	64.94%	43,928	35.06%	77,641	61.57%	48,467	38.43%	79,922	64.26%	44,449	35.74%
25A	131,276	54.30%	110,469	45.70%	116,318	47.84%	113,365	46.63%	13,457	5.53%	133,898	55.24%	108,501	44.76%	119,494	49.19%	123,412	50.81%	128,496	53.29%	112,636	46.71%
25B	45,251	24.21%	141,670	75.79%	38,391	20.42%	138,216	73.52%	11,385	6.06%	46,347	24.70%	141,259	75.30%	40,689	21.68%	147,031	78.32%	44,901	23.94%	142,639	76.06%
26	54,355	62.12%	33,143	37.88%	49,461	56.21%	32,338	36.75%	6,198	7.04%	55,092	62.73%	32,729	37.27%	51,803	58.74%	36,381	41.26%	54,645	62.53%	32,748	37.47%
27	41,541	68.70%	18,922	31.30%	38,380	63.02%	18,811	30.89%	3,707	6.09%	42,138	69.37%	18,606	30.63%	40,009	65.86%	20,740	34.14%	41,485	68.86%	18,763	31.14%
28	26,898	70.63%	11,187	29.37%	25,163	65.56%	11,011	28.69%	2,208	5.75%	27,421	71.70%	10,822	28.30%	26,095	67.99%	12,287	32.01%	26,926	70.27%	11,392	29.73%
29	68,515	75.68%	22,014	24.32%	63,251	69.59%	22,244	24.47%	5,397	5.94%	69,176	76.19%	21,617	23.81%	66,847	73.06%	24,647	26.94%	68,332	75.66%	21,985	24.34%
30A	24,568	56.11%	19,218	43.89%	21,606	49.16%	19,525	44.42%	2,820	6.42%	24,518	55.96%	19,299	44.04%	22,760	51.59%	21,356	48.41%	24,532	56.35%	19,002	43.65%
30B	26,233	55.65%	20,909	44.35%	22,372	47.32%	21,814	46.14%	3,091	6.54%	26,056	55.28%	21,079	44.72%	23,446	49.31%	24,099	50.69%	26,061	55.57%	20,838	44.43%
30C	6,759	19.20%	28,435	80.80%	5,515	15.54%	27,939	78.75%	2,024	5.70%	6,753	19.16%	28,488	80.84%	6,046	17.02%	29,479	82.98%	6,859	19.56%	28,201	80.44%
30D	24,781	61.40%	15,576	38.60%	22,593	55.66%	15,315	37.73%	2,686	6.62%	24,850	61.42%	15,612	38.58%	23,844	58.46%	16,944	41.54%	24,846	61.83%	15,341	38.17%
31	38,406	75.24%	12,638	24.76%	35,867	69.93%	12,167	23.72%	3,255	6.35%	39,291	76.57%	12,024	23.43%	37,397	72.18%	14,414	27.82%	38,366	75.36%	12,546	24.64%
32	65,907	71.08%	26,816	28.92%	60,																	

H717, 2017 Session, 2nd Ed, Superior Court: Court of Appeals 2016

	Dietz Seat: Dietz-Rozier				Geer Seat: Murphy-Eagles-Buie						Hunter Seat: Hunter-Jones				Stephens Seat: Berger-Stephens				Zachary Seat: Zachary-Mitchell			
District	Rep	Rep %	Dem	Dem %	Rep	Rep %	Dem	Dem %	Una	Una %	Rep	Rep %	Dem	Dem %	Rep	Rep %	Dem	Dem %	Rep	Rep %	Dem	Dem %
35A	47,834	70.99%	19,548	29.01%	43,780	64.53%	19,776	29.15%	4,287	6.32%	47,936	70.95%	19,631	29.05%	45,151	66.72%	22,518	33.28%	47,268	70.41%	19,863	29.59%
35B	50,947	71.97%	19,846	28.03%	47,079	66.25%	19,647	27.65%	4,342	6.11%	51,133	72.08%	19,805	27.92%	47,852	67.32%	23,230	32.68%	49,991	70.88%	20,542	29.12%
36	47,581	76.17%	14,882	23.83%	44,340	70.48%	14,283	22.70%	4,287	6.81%	48,403	77.07%	14,398	22.93%	46,150	73.10%	16,983	26.90%	48,052	76.65%	14,636	23.35%
37	36,685	60.68%	23,774	39.32%	34,076	55.69%	22,506	36.78%	4,605	7.53%	37,192	61.95%	22,840	38.05%	35,460	57.86%	25,831	42.14%	36,229	60.14%	24,010	39.86%
38	34,000	72.85%	12,670	27.15%	31,639	67.60%	12,247	26.17%	2,915	6.23%	34,902	74.14%	12,176	25.86%	32,274	69.27%	14,316	30.73%	33,235	71.64%	13,155	28.36%
39A	36,368	55.68%	28,950	44.32%	33,186	50.46%	28,193	42.87%	4,391	6.68%	37,551	57.28%	28,004	42.72%	34,029	51.84%	31,618	48.16%	36,214	55.63%	28,881	44.37%
39B	20,226	31.72%	43,536	68.28%	17,737	27.67%	42,081	65.64%	4,290	6.69%	21,858	34.18%	42,101	65.82%	18,409	28.76%	45,611	71.24%	20,237	31.88%	43,243	68.12%
40	52,821	65.06%	28,366	34.94%	49,220	60.24%	28,186	34.50%	4,297	5.26%	53,147	65.31%	28,229	34.69%	49,947	61.35%	31,470	38.65%	52,599	64.88%	28,470	35.12%
41A	27,516	60.04%	18,317	39.96%	26,587	57.29%	16,908	36.43%	2,911	6.27%	27,697	60.22%	18,296	39.78%	25,692	55.84%	20,316	44.16%	27,106	59.27%	18,625	40.73%
41B	31,158	71.15%	12,636	28.85%	29,554	66.85%	12,055	27.27%	2,600	5.88%	31,328	71.32%	12,601	28.68%	29,675	67.29%	14,426	32.71%	30,674	70.37%	12,914	29.63%
Totals:	2,350,800	53.54%	2,040,100	46.46%	2,156,688	48.77%	2,013,586	45.53%	252,225	5.70%	2,400,169	54.44%	2,008,351	45.56%	2,231,049	50.31%	2,203,187	49.69%	2,358,465	53.88%	2,018,808	46.12%