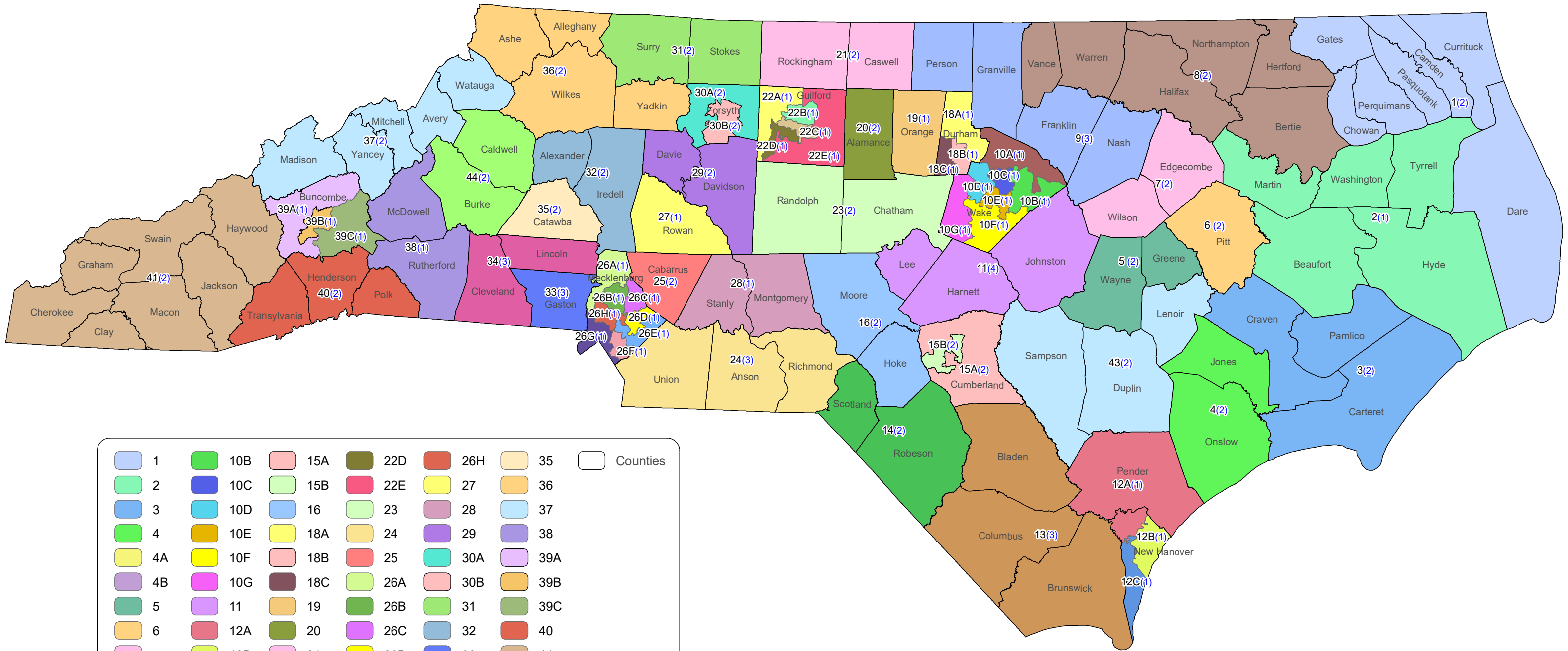


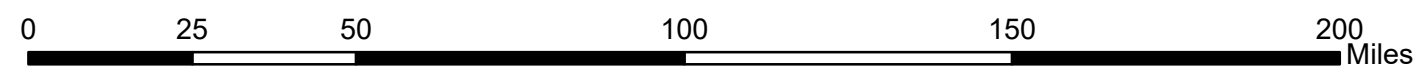

# Draft Plan from Select Committee Chairs – Superior Court Districts - Corrected



1	10B	15A	22D	26H	35	Counties
2	10C	15B	22E	27	36	
3	10D	16	23	28	37	
4	10E	18A	24	29	38	
4A	10F	18B	25	30A	39A	
4B	10G	18C	26A	30B	39B	
5	11	19	26B	31	39C	
6	12A	20	26C	32	40	
7	12B	21	26D	33	41	
8	12C	22A	26E	34	43	
9	13	22B	26F	35A	44	
10A	14	22C	26G	35B		

\*All districts in these plans are electoral districts. No additional residency requirements apply.

Number of Judges is shown in blue



**JBK-19B Draft Superior Court - Corrected: Population 2010, US Senate 2010, President 2012**

District	2010 Census		US Senate 2010: Marshall-Burr-Beitler								US President 2012: Obama-Romney-Johnson							
	Total Pop	18+ Pop	Dem	Dem %	Rep	Rep %	Lib	Lib %	Write-In	Write-In %	Dem	Dem %	Rep	Rep %	Lib	Lib %	Write-In	Write-In %
1	148,551	115,423	17,353	38.82%	26,332	58.91%	998	2.23%	16	0.04%	31,806	44.49%	38,738	54.19%	831	1.16%	114	0.16%
2	95,709	74,833	14,140	43.82%	17,533	54.34%	577	1.79%	18	0.06%	21,783	46.50%	24,691	52.71%	286	0.61%	83	0.18%
3	183,118	143,986	17,393	31.26%	37,109	66.70%	1,070	1.92%	63	0.11%	31,516	35.91%	55,323	63.03%	761	0.87%	168	0.19%
4	187,925	140,779	10,015	33.20%	19,362	64.19%	769	2.55%	16	0.05%	20,842	36.78%	35,080	61.91%	588	1.04%	155	0.27%
5	143,985	108,549	14,819	40.57%	21,250	58.17%	452	1.24%	7	0.02%	27,055	45.53%	32,016	53.88%	338	0.57%	7	0.01%
6	168,148	130,350	19,784	47.60%	21,276	51.19%	487	1.17%	19	0.05%	41,768	53.11%	36,162	45.98%	608	0.77%	110	0.14%
7	137,786	103,855	23,949	56.24%	18,041	42.37%	587	1.38%	7	0.02%	39,185	59.30%	26,500	40.10%	325	0.49%	71	0.11%
8	189,135	146,485	34,165	61.66%	20,519	37.03%	710	1.28%	18	0.03%	59,027	66.61%	29,152	32.90%	347	0.39%	86	0.10%
9	255,839	195,595	34,739	46.30%	38,974	51.94%	1,305	1.74%	20	0.03%	59,765	48.88%	61,346	50.18%	887	0.73%	264	0.22%
10A	132,520	94,109	17,033	35.07%	30,341	62.47%	1,159	2.39%	35	0.07%	32,251	40.72%	45,975	58.05%	840	1.06%	132	0.17%
10B	122,422	85,774	20,104	61.98%	11,686	36.03%	631	1.95%	16	0.05%	39,944	67.63%	18,454	31.25%	557	0.94%	106	0.18%
10C	123,337	96,355	22,766	54.86%	17,871	43.07%	829	2.00%	31	0.07%	42,967	61.85%	25,521	36.74%	853	1.23%	126	0.18%
10D	124,935	97,083	19,377	48.61%	19,344	48.52%	1,125	2.82%	19	0.05%	39,327	56.27%	29,335	41.97%	1,080	1.55%	146	0.21%
10E	134,956	109,067	22,317	69.18%	9,275	28.75%	651	2.02%	15	0.05%	46,675	72.30%	16,746	25.94%	1,029	1.59%	108	0.17%
10F	129,883	93,678	16,149	35.82%	27,873	61.82%	1,054	2.34%	14	0.03%	30,581	41.41%	42,284	57.25%	876	1.19%	117	0.16%
10G	132,940	90,314	15,578	42.84%	19,742	54.29%	1,038	2.85%	9	0.02%	35,517	50.85%	33,281	47.65%	936	1.34%	109	0.16%
11	341,422	247,765	31,308	35.71%	54,656	62.33%	1,685	1.92%	34	0.04%	55,212	38.35%	86,976	60.42%	1,419	0.99%	348	0.24%
12A	81,380	63,646	10,242	40.60%	14,427	57.20%	545	2.16%	10	0.04%	17,726	45.48%	20,736	53.20%	408	1.05%	106	0.27%
12B	86,776	70,100	9,418	32.98%	18,506	64.81%	616	2.16%	16	0.06%	18,238	40.09%	26,521	58.29%	575	1.26%	161	0.35%
12C	86,728	68,836	11,292	42.42%	14,737	55.36%	578	2.17%	13	0.05%	22,336	51.13%	20,745	47.49%	494	1.13%	109	0.25%
13	200,719	158,909	26,894	39.78%	39,392	58.27%	1,288	1.91%	30	0.04%	41,089	42.17%	55,394	56.85%	774	0.79%	182	0.19%
14	170,325	125,325	16,598	53.14%	14,157	45.33%	461	1.48%	17	0.05%	33,203	58.15%	23,341	40.88%	427	0.75%	131	0.23%
15A	158,591	115,458	14,346	41.10%	19,953	57.16%	590	1.69%	17	0.05%	28,515	46.18%	32,649	52.88%	460	0.74%	121	0.20%
15B	160,840	118,432	22,346	65.44%	11,252	32.95%	531	1.56%	18	0.05%	47,277	71.74%	18,017	27.34%	467	0.71%	135	0.20%
16	135,199	101,865	13,721	37.24%	22,394	60.79%	712	1.93%	14	0.04%	26,581	41.86%	36,314	57.18%	509	0.80%	100	0.16%
18A	90,013	67,444	18,209	60.95%	11,191	37.46%	460	1.54%	13	0.04%	34,146	68.22%	15,427	30.82%	418	0.84%	62	0.12%
18B	84,764	64,898	19,231	86.46%	2,725	12.25%	273	1.23%	13	0.06%	38,613	87.40%	5,184	11.73%	335	0.76%	50	0.11%
18C	92,810	74,924	20,588	70.77%	7,955	27.34%	538	1.85%	11	0.04%	38,465	73.54%	13,158	25.16%	598	1.14%	82	0.16%
19	133,801	105,832	31,092	67.65%	13,791	30.01%	1,049	2.28%	26	0.06%	53,901	70.22%	21,539	28.06%	1,056	1.38%	261	0.34%
20	151,131	115,688	15,446	37.21%	25,012	60.25%	1,029	2.48%	25	0.06%	28,875	42.60%	38,170	56.32%	597	0.88%	134	0.20%
21	117,362	91,684	11,814	36.60%	19,538	60.52%	909	2.82%	20	0.06%	21,699	40.90%	30,821	58.09%	434	0.82%	105	0.20%
22A	92,902	68,908	8,205	28.58%	19,856	69.16%	630	2.19%	21	0.07%	18,302	36.41%	31,360	62.39%	470	0.94%	129	0.26%
22B	99,700	74,894	14,786	50.59%	13,899	47.55%	528	1.81%	15	0.05%	31,674	60.22%	20,373	38.74%	434	0.83%	114	0.22%
22C	102,243	82,847	18,738	66.72%	8,852	31.52%	475	1.69%	19	0.07%	43,134	76.49%	12,637	22.41%	472	0.84%	148	0.26%
22D	95,546	72,348	12,499	67.42%	5,742	30.97%	270	1.46%	28	0.15%	30,867	75.81%	9,523	23.39%	250	0.61%	76	0.19%
22E	98,015	74,926	10,913	35.48%	19,237	62.54%	598	1.94%	13	0.04%	21,893	41.17%	30,687	57.71%	472	0.89%	126	0.24%
23	205,257	156,702	18,956	33.11%	36,719	64.13%	1,545	2.70%	33	0.06%	33,106	34.49%	61,768	64.35%	955	0.99%	165	0.17%
24	274,879	196,653	24,662	35.80%	42,791	62.12%	1,390	2.02%	40	0.06%	49,396	39.40%	74,605	59.51%	1,104	0.88%	260	0.21%
25	178,011	129,230	15,922	33.35%	30,758	64.43%	1,056	2.21%	0	0.00%	32,818	39.44%	49,511	59.50%	887	1.07%	0	0.00%
26A	109,443	80,156	11,121	37.40%	18,000	60.53%	602	2.02%	12	0.04%	25,772	44.32%	31,734	54.57%	522	0.90%	120	0.21%
26B	118,676	86,745	20,803	76.74%	5,943	21.92%	354	1.31%	9	0.03%	46,183	81.48%	10,005	17.65%	371	0.65%	121	0.21%
26C	116,938	87,285	16,913	73.37%	5,822	25.25%	303	1.31%	15	0.07%	39,192	78.37%	10,293	20.58%	392	0.78%	132	0.26%
26D	119,169	86,998	15,122	65.50%	7,567	32.78%	378	1.64%	19	0.08%	34,551	73.96%	11,659	24.96%	400	0.86%	105	0.22%
26E	109,988	82,396	12,479	33.26%	24,337	64.87%	688	1.83%	13	0.03%	24,261	39.18%	36,924	59.63%	570	0.92%	165	0.27%
26F	111,102	83,782	11,615	31.78%	24,220	66.27%	694	1.90%	18	0.05%	24,679	39.49%	37,157	59.45%	549	0.88%	117	0.19%
26G	115,543	85,540	12,241	54.82%	9,609	43.04%	466	2.09%	12	0.05%	30,739	63.41%	17,112	35.30%	488	1.01%	137	0.28%
26H	118,769	93,388	17,250	66.17%	8,269	31.72%	532	2.04%	17	0.07%	41,755	71.91%	15,571	26.82%	600	1.03%	142	0.24%
27	138,428	105,486	11,939	33.12%	23,146	64.22%	937	2.60%	22	0.06%	22,650	36.35%	38,775	62.23%	655	1.05%	232	0.37%
28	88,383	67,904	8,530	32.39%	17,292	65.66%	501	1.90%	13	0.05%	13,134	32.94%	26,273	65.88%	398	1.00%	73	0.18%
29	204,118	155,495	14,610	26.30%	39,676	71.42%	1,244	2.24%	23	0.04%	26,359	28.77%	64,070	69.94%	975	1.06%	201	0.22%
30A	167,820	126,786	15,969	29.44%	37,195	68.57%	1,064	1.96%	15	0.03%	32,655	36.26%	56,502	62.74%	904	1.00%	0	0.00%
30B	182,850	138,483	25,044	61.69%	14,879	36.65%	655	1.61%	18	0.04%	59,668	71.37%	23,266	27.83%	665	0.80%	0	0.00%
31	121,074	93,336	9,401	28.52%	22,822	69.23%	735	2.23%	6	0.02%	15,039	29.59%	35,016	68.89%	624	1.23%	148	0.29%

**JBK-19B Draft Superior Court - Corrected: Population 2010, US Senate 2010, President 2012**

District	2010 Census		US Senate 2010: Marshall-Burr-Beitler								US President 2012: Obama-Romney-Johnson							
	Total Pop	18+ Pop	Dem	Dem %	Rep	Rep %	Lib	Lib %	Write-In	Write-In %	Dem	Dem %	Rep	Rep %	Lib	Lib %	Write-In	Write-In %
32	196,635	147,597	16,810	30.33%	37,163	67.05%	1,423	2.57%	31	0.06%	30,687	32.80%	61,552	65.79%	1,010	1.08%	312	0.33%
33	206,086	156,845	15,470	31.34%	32,726	66.30%	1,163	2.36%	0	0.00%	33,171	36.76%	56,138	62.21%	927	1.03%	0	0.00%
34	176,343	134,864	17,217	34.64%	31,405	63.18%	1,062	2.14%	22	0.04%	28,083	35.06%	51,059	63.74%	745	0.93%	224	0.28%
35	154,358	117,563	12,647	30.55%	27,703	66.91%	1,027	2.48%	26	0.06%	24,064	34.58%	44,534	63.99%	770	1.11%	224	0.32%
36	146,182	114,172	12,766	28.56%	30,681	68.65%	1,231	2.75%	17	0.04%	17,795	27.99%	44,712	70.33%	841	1.32%	227	0.36%
37	123,037	102,215	16,965	38.45%	25,943	58.79%	1,193	2.70%	25	0.06%	24,952	40.17%	35,775	57.60%	1,111	1.79%	271	0.44%
38	112,806	87,797	9,418	30.44%	20,725	66.99%	774	2.50%	20	0.06%	15,405	32.92%	30,729	65.66%	515	1.10%	152	0.32%
39A	78,571	61,206	9,402	38.74%	14,158	58.34%	684	2.82%	23	0.09%	16,279	41.44%	22,304	56.78%	516	1.31%	185	0.47%
39B	79,711	64,646	17,207	65.97%	8,186	31.38%	679	2.60%	13	0.05%	32,255	71.86%	11,698	26.06%	650	1.45%	285	0.63%
39C	80,036	63,626	12,386	45.25%	14,261	52.09%	713	2.60%	15	0.05%	22,084	50.75%	20,697	47.56%	555	1.28%	179	0.41%
40	160,340	128,611	19,311	34.37%	35,515	63.20%	1,350	2.40%	17	0.03%	29,481	37.08%	48,864	61.45%	912	1.15%	255	0.32%
41	194,102	156,458	25,165	38.43%	38,165	58.28%	2,112	3.23%	38	0.06%	34,201	38.27%	53,578	59.95%	1,294	1.45%	297	0.33%
43	181,431	135,952	21,574	44.38%	26,428	54.37%	592	1.22%	15	0.03%	34,525	46.15%	39,800	53.20%	409	0.55%	76	0.10%
44	173,941	134,967	15,418	34.40%	28,178	62.87%	1,200	2.68%	20	0.04%	24,599	34.57%	45,496	63.94%	923	1.30%	132	0.19%
<b>Totals:</b>	<b>9,535,483</b>	<b>7,253,848</b>	<b>1,141,700</b>	<b>43.04%</b>	<b>1,454,082</b>	<b>54.82%</b>	<b>55,554</b>	<b>2.09%</b>	<b>1,263</b>	<b>0.05%</b>	<b>2,171,293</b>	<b>48.33%</b>	<b>2,267,353</b>	<b>50.47%</b>	<b>44,448</b>	<b>0.99%</b>	<b>9,519</b>	<b>0.21%</b>

**JBK-19B Draft Superior Court - Corrected: Governor 2012, Lt Governor 2012, US Senate 2014**

District	Governor 2012: Dalton-McCrory-Howe								Lieutenant Governor 2012: Coleman-Forest				US Senate 2014: Tillis-Hagan-Haugh							
	Dem	Dem %	Rep	Rep %	Lib	Lib %	Write-In	Write-In %	Dem	Dem %	Rep	Rep %	Rep	Rep %	Dem	Dem %	Lib	Lib %	Write-In	Write-In %
1	31,059	44.44%	36,461	52.17%	2,348	3.36%	15	0.02%	33,689	49.03%	35,016	50.97%	25,732	55.30%	19,526	41.96%	1,243	2.67%	34	0.07%
2	21,249	45.58%	24,700	52.98%	666	1.43%	6	0.01%	23,754	52.12%	21,823	47.88%	16,559	49.17%	15,474	45.95%	1,540	4.57%	104	0.31%
3	28,530	32.65%	57,217	65.47%	1,615	1.85%	26	0.03%	32,786	38.21%	53,018	61.79%	36,899	60.46%	21,609	35.41%	2,340	3.83%	182	0.30%
4	18,744	33.55%	35,659	63.82%	1,459	2.61%	13	0.02%	22,010	40.37%	32,513	59.63%	21,858	61.65%	11,859	33.45%	1,681	4.74%	59	0.17%
5	25,818	43.61%	32,608	55.08%	762	1.29%	17	0.03%	27,978	47.99%	30,322	52.01%	20,776	53.58%	16,689	43.04%	1,261	3.25%	49	0.13%
6	38,808	49.66%	37,944	48.55%	1,384	1.77%	15	0.02%	42,409	55.11%	34,548	44.89%	21,177	46.69%	22,709	50.07%	1,392	3.07%	75	0.17%
7	38,006	57.89%	26,983	41.10%	653	0.99%	8	0.01%	39,882	61.67%	24,793	38.33%	16,907	39.53%	24,761	57.90%	1,068	2.50%	32	0.07%
8	57,741	65.53%	29,521	33.51%	835	0.95%	11	0.01%	60,749	70.04%	25,990	29.96%	19,344	33.65%	36,599	63.66%	1,500	2.61%	51	0.09%
9	56,120	46.13%	63,565	52.25%	1,942	1.60%	31	0.03%	61,526	51.63%	57,645	48.37%	40,666	48.88%	39,412	47.37%	3,000	3.61%	126	0.15%
10A	26,943	34.26%	49,884	63.42%	1,797	2.28%	27	0.03%	30,860	40.01%	46,264	59.99%	31,283	54.73%	24,254	42.44%	1,525	2.67%	92	0.16%
10B	36,543	62.09%	20,967	35.62%	1,329	2.26%	17	0.03%	39,707	68.35%	18,383	31.65%	11,250	29.92%	25,272	67.21%	1,020	2.71%	60	0.16%
10C	38,509	55.84%	28,558	41.41%	1,881	2.73%	15	0.02%	42,288	62.52%	25,349	37.48%	16,465	35.21%	28,941	61.88%	1,284	2.75%	76	0.16%
10D	33,849	48.99%	32,888	47.60%	2,337	3.38%	20	0.03%	38,115	56.49%	29,357	43.51%	18,434	39.43%	26,702	57.12%	1,542	3.30%	69	0.15%
10E	42,331	66.24%	19,465	30.46%	2,102	3.29%	11	0.02%	45,839	73.32%	16,678	26.68%	9,040	23.15%	28,724	73.55%	1,210	3.10%	80	0.20%
10F	25,808	35.14%	45,690	62.22%	1,921	2.62%	14	0.02%	30,105	41.93%	41,686	58.07%	28,390	54.42%	22,103	42.37%	1,571	3.01%	105	0.20%
10G	29,839	43.19%	37,132	53.75%	2,092	3.03%	23	0.03%	33,859	50.31%	33,440	49.69%	21,374	45.54%	24,037	51.21%	1,436	3.06%	87	0.19%
11	50,614	35.30%	89,864	62.68%	2,844	1.98%	47	0.03%	57,861	41.15%	82,740	58.85%	53,898	58.12%	34,766	37.49%	3,896	4.20%	175	0.19%
12A	15,939	41.27%	21,653	56.07%	1,016	2.63%	9	0.02%	17,968	47.56%	19,815	52.44%	12,501	49.30%	11,399	44.96%	1,407	5.55%	48	0.19%
12B	15,079	33.72%	28,257	63.19%	1,365	3.05%	14	0.03%	17,652	40.78%	25,631	59.22%	15,814	53.46%	12,295	41.56%	1,422	4.81%	51	0.17%
12C	19,341	45.04%	22,311	51.96%	1,273	2.96%	14	0.03%	21,973	52.44%	19,931	47.56%	12,297	44.19%	14,050	50.49%	1,427	5.13%	54	0.19%
13	38,446	39.84%	56,271	58.31%	1,775	1.84%	12	0.01%	44,677	47.34%	49,701	52.66%	34,973	52.10%	28,277	42.12%	3,774	5.62%	107	0.16%
14	33,467	59.54%	21,669	38.55%	1,054	1.88%	23	0.04%	36,625	66.54%	18,413	33.46%	14,904	42.77%	18,715	53.71%	1,174	3.37%	50	0.14%
15A	26,487	43.47%	33,228	54.54%	1,198	1.97%	14	0.02%	29,537	49.37%	30,289	50.63%	20,658	52.86%	16,959	43.39%	1,417	3.63%	49	0.13%
15B	44,193	68.18%	19,082	29.44%	1,519	2.34%	20	0.03%	46,788	73.07%	17,246	26.93%	10,152	27.89%	25,168	69.14%	1,029	2.83%	54	0.15%
16	24,305	38.66%	37,416	59.51%	1,133	1.80%	18	0.03%	26,667	43.30%	34,915	56.70%	24,485	56.58%	17,300	39.98%	1,448	3.35%	41	0.09%
18A	31,282	63.26%	16,951	34.28%	1,195	2.42%	18	0.04%	33,376	68.67%	15,227	31.33%	10,182	30.69%	22,243	67.04%	715	2.15%	39	0.12%
18B	36,440	83.23%	6,361	14.53%	954	2.18%	27	0.06%	38,071	87.97%	5,204	12.03%	2,516	9.73%	22,862	88.39%	457	1.77%	30	0.12%
18C	34,811	67.47%	15,155	29.37%	1,604	3.11%	23	0.04%	37,225	73.75%	13,251	26.25%	7,130	20.79%	26,403	77.00%	719	2.10%	37	0.11%
19	48,684	64.44%	24,492	32.42%	2,327	3.08%	52	0.07%	52,176	70.72%	21,599	29.28%	12,779	24.19%	38,705	73.27%	1,293	2.45%	49	0.09%
20	25,624	38.18%	40,044	59.67%	1,433	2.14%	12	0.02%	28,500	43.28%	37,350	56.72%	24,380	55.00%	18,145	40.93%	1,730	3.90%	73	0.16%
21	20,230	38.43%	31,426	59.70%	970	1.84%	11	0.02%	22,775	44.27%	28,673	55.73%	19,475	55.23%	13,996	39.69%	1,710	4.85%	79	0.22%
22A	15,443	30.99%	33,310	66.84%	1,069	2.14%	16	0.03%	17,791	36.56%	30,876	63.44%	21,500	61.77%	12,323	35.40%	925	2.66%	58	0.17%
22B	28,224	54.25%	22,696	43.62%	1,090	2.09%	20	0.04%	30,813	60.44%	20,169	39.56%	13,194	37.40%	21,269	60.29%	775	2.20%	40	0.11%
22C	39,059	70.26%	15,104	27.17%	1,407	2.53%	22	0.04%	41,784	76.53%	12,811	23.47%	8,158	24.13%	24,906	73.68%	702	2.08%	38	0.11%
22D	28,381	70.62%	10,951	27.25%	842	2.10%	15	0.04%	30,141	76.19%	9,420	23.81%	5,535	23.69%	17,257	73.86%	542	2.32%	29	0.12%
22E	19,253	36.38%	32,599	61.60%	1,047	1.98%	19	0.04%	21,788	42.08%	29,988	57.92%	20,211	55.85%	14,964	41.35%	971	2.68%	39	0.11%
23	29,835	31.14%	64,043	66.84%	1,929	2.01%	14	0.01%	33,432	35.64%	60,377	64.36%	38,820	60.16%	23,192	35.94%	2,427	3.76%	91	0.14%
24	40,117	32.20%	82,451	66.18%	1,973	1.58%	47	0.04%	49,678	41.03%	71,386	58.97%	45,643	58.08%	29,721	37.82%	2,969	3.78%	254	0.32%
25	24,800	29.82%	56,839	68.34%	1,535	1.85%	0	0.00%	32,733	40.57%	47,943	59.43%	29,331	56.71%	20,025	38.72%	2,211	4.27%	156	0.30%
26A	18,501	32.10%	38,079	66.07%	1,044	1.81%	9	0.02%	24,173	43.35%	31,589	56.65%	18,168	51.50%	15,958	45.23%	1,044	2.96%	110	0.31%
26B	40,626	72.59%	14,463	25.84%	854	1.53%	22	0.04%	44,816	81.44%	10,215	18.56%	5,191	16.49%	25,622	81.38%	634	2.01%	39	0.12%
26C	33,866	68.46%	14,649	29.61%	933	1.89%	20	0.04%	37,960	78.18%	10,597	21.82%	5,010	18.90%	20,929	78.97%	545	2.06%	20	0.08%
26D	29,410	63.49%	16,034	34.61%	865	1.87%	14	0.03%	33,450	73.72%	11,924	26.28%	6,164	24.76%	17,971	72.20%	710	2.85%	45	0.18%
26E	15,951	25.88%	44,745	72.59%	921	1.49%	20	0.03%	22,512	37.79%	37,055	62.21%	22,020	56.20%	16,068	41.01%	1,017	2.60%	79	0.20%
26F	15,607	25.10%	45,663	73.43%	903	1.45%	9	0.01%	22,304	36.97%	38,026	63.03%	21,899	56.75%	15,680	40.63%	952	2.47%	59	0.15%
26G	24,733	51.45%	22,390	46.57%	942	1.96%	10	0.02%	29,472	62.71%	17,524	37.29%	9,016	34.92%	15,899	61.58%	847	3.28%	57	0.22%
26H	33,601	58.93%	22,179	38.89%	1,228	2.15%	15	0.03%	39,447	71.33%	15,853	28.67%	7,817	24.83%	22,744	72.24%	876	2.78%	45	0.14%
27	18,066	29.12%	42,947	69.23%	1,010	1.63%	13	0.02%	22,285	36.79%	38,294	63.21%	23,230	59.49%	13,532	34.66%	2,189	5.61%	96	0.25%
28	11,039	27.71%	28,220	70.84%	572	1.44%	7	0.02%	13,940	35.97%	24,816	64.03%	16,794	61.51%	8,748	32.04%	1,683	6.16%	80	0.29%
29	22,550	24.67%	66,966	73.28%	1,855	2.03%	18	0.02%	27,314	30.49%	62,260	69.51%	38,792	68.19%	15,607	27.43%	2,390	4.20%	103	0.18%
30A	27,473	30.47%	60,797	67.44%	1,859	2.06%	22	0.02%	32,156	36.59%	55,720	63.41%	36,193	60.45%	21,751	36.33%	1,802	3.01%	128	0.21%
30B	54,399	65.63%	26,702	32.21%	1,769	2.13%	21	0.03%	58,242	71.51%	23,201	28.49%	13,366	27.31%	34,257	70.01%	1,229	2.51%	81	0.17%
31	13,430	26.47%	36,178	71.31%	1,109	2.19%	15	0.03%	16,329	33.07%	33,053	66.93%	21,756	65.11%	9,638	28.85%	1,925	5.76%	94	0.28%

**JBK-19B Draft Superior Court - Corrected: Governor 2012, Lt Governor 2012, US Senate 2014**

District	Governor 2012: Dalton-McCrory-Howe								Lieutenant Governor 2012: Coleman-Forest				US Senate 2014: Tillis-Hagan-Haugh							
	Dem	Dem %	Rep	Rep %	Lib	Lib %	Write-In	Write-In %	Dem	Dem %	Rep	Rep %	Rep	Rep %	Dem	Dem %	Lib	Lib %	Write-In	Write-In %
32	23,811	25.55%	67,803	72.76%	1,543	1.66%	27	0.03%	30,707	33.88%	59,935	66.12%	39,177	62.77%	19,388	31.07%	3,635	5.82%	209	0.33%
33	26,877	29.82%	61,844	68.61%	1,394	1.55%	18	0.02%	32,869	37.43%	54,934	62.57%	33,167	60.54%	19,060	34.79%	2,426	4.43%	129	0.24%
34	24,419	30.61%	54,210	67.95%	1,132	1.42%	15	0.02%	28,718	36.98%	48,930	63.02%	31,378	60.67%	17,662	34.15%	2,551	4.93%	132	0.26%
35	18,347	26.50%	49,721	71.80%	1,163	1.68%	15	0.02%	23,300	34.41%	44,421	65.59%	27,425	62.27%	14,283	32.43%	2,213	5.02%	123	0.28%
36	15,545	24.46%	46,658	73.41%	1,342	2.11%	15	0.02%	18,697	30.39%	42,822	69.61%	29,029	66.65%	11,834	27.17%	2,570	5.90%	121	0.28%
37	22,193	36.07%	37,240	60.53%	2,079	3.38%	16	0.03%	24,938	42.11%	34,290	57.89%	23,676	54.87%	17,195	39.85%	2,218	5.14%	64	0.15%
38	17,827	38.18%	27,910	59.77%	947	2.03%	9	0.02%	17,074	37.82%	28,068	62.18%	18,639	61.11%	10,026	32.87%	1,796	5.89%	40	0.13%
39A	14,910	38.27%	22,912	58.81%	1,126	2.89%	12	0.03%	16,524	43.34%	21,604	56.66%	13,729	52.29%	11,374	43.32%	1,124	4.28%	30	0.11%
39B	29,573	66.92%	12,808	28.98%	1,793	4.06%	18	0.04%	31,604	72.92%	11,736	27.08%	6,898	22.70%	22,317	73.44%	1,139	3.75%	36	0.12%
39C	19,899	46.25%	21,819	50.71%	1,303	3.03%	5	0.01%	21,726	51.52%	20,441	48.48%	13,245	43.81%	15,764	52.14%	1,183	3.91%	40	0.13%
40	26,749	34.04%	49,751	63.31%	2,055	2.62%	28	0.04%	29,642	38.51%	47,337	61.49%	32,849	57.66%	21,738	38.15%	2,312	4.06%	76	0.13%
41	32,983	37.31%	52,535	59.42%	2,866	3.24%	27	0.03%	36,353	42.19%	49,816	57.81%	35,080	55.57%	24,594	38.96%	3,343	5.30%	115	0.18%
43	33,666	45.27%	39,843	53.58%	838	1.13%	17	0.02%	36,535	49.94%	36,621	50.06%	24,924	51.20%	21,958	45.10%	1,747	3.59%	54	0.11%
44	19,268	26.98%	50,743	71.05%	1,392	1.95%	18	0.03%	25,347	36.54%	44,029	63.46%	27,512	60.26%	15,095	33.06%	2,926	6.41%	124	0.27%
<b>Totals:</b>	<b>1,925,270</b>	<b>43.18%</b>	<b>2,437,224</b>	<b>54.67%</b>	<b>94,512</b>	<b>2.12%</b>	<b>1,191</b>	<b>0.03%</b>	<b>2,174,021</b>	<b>49.88%</b>	<b>2,184,891</b>	<b>50.12%</b>	<b>1,416,834</b>	<b>48.84%</b>	<b>1,370,303</b>	<b>47.23%</b>	<b>108,779</b>	<b>3.75%</b>	<b>5,251</b>	<b>0.18%</b>

**JBK-19B Draft Superior Court - Corrected: President 2016, US Senate 2016, Governor 2016**

District	US President 2016: Trump-Clinton-Johnson								US Senate 2016: Burr-Ross-Haugh						Governor 2016: Cooper-McCrory-Cecil					
	Rep	Rep %	Dem	Dem %	Lib	Lib %	Write-In	Write-In %	Rep	Rep %	Dem	Dem %	Lib	Lib %	Dem	Dem %	Rep	Rep %	Lib	Lib %
1	43,201	58.66%	27,589	37.46%	2,169	2.95%	687	0.93%	42,588	59.07%	27,487	38.13%	2,017	2.80%	28,928	39.93%	41,948	57.90%	1,568	2.16%
2	25,252	54.82%	19,774	42.93%	726	1.58%	312	0.68%	24,844	54.66%	19,121	42.07%	1,488	3.27%	19,710	43.08%	25,522	55.79%	516	1.13%
3	58,542	63.89%	30,012	32.76%	2,242	2.45%	829	0.90%	58,109	64.13%	28,994	32.00%	3,512	3.88%	30,960	34.02%	58,265	64.02%	1,788	1.96%
4	40,099	64.39%	19,577	31.44%	1,985	3.19%	610	0.98%	39,097	63.90%	19,028	31.10%	3,064	5.01%	20,040	32.62%	39,685	64.59%	1,718	2.80%
5	31,914	54.29%	25,375	43.17%	1,048	1.78%	447	0.76%	31,810	54.75%	24,804	42.69%	1,490	2.56%	25,461	43.59%	32,204	55.13%	747	1.28%
6	35,647	44.35%	41,728	51.91%	2,160	2.69%	850	1.06%	37,106	46.67%	39,969	50.27%	2,432	3.06%	41,825	52.41%	36,658	45.93%	1,322	1.66%
7	25,792	40.93%	35,887	56.94%	951	1.51%	391	0.62%	25,994	41.58%	35,282	56.44%	1,239	1.98%	36,633	58.34%	25,550	40.69%	606	0.97%
8	29,591	35.30%	52,833	63.02%	1,015	1.21%	399	0.48%	29,559	35.67%	51,957	62.70%	1,347	1.63%	52,642	63.28%	29,854	35.89%	694	0.83%
9	64,463	51.57%	56,851	45.48%	2,542	2.03%	1,145	0.92%	64,342	51.81%	56,496	45.49%	3,361	2.71%	60,423	48.44%	62,464	50.08%	1,849	1.48%
10A	43,697	49.40%	39,849	45.05%	3,172	3.59%	1,740	1.97%	47,927	54.42%	37,642	42.75%	2,492	2.83%	42,330	47.89%	44,331	50.16%	1,720	1.95%
10B	18,131	28.67%	42,416	67.08%	1,793	2.84%	890	1.41%	19,188	30.52%	41,783	66.47%	1,889	3.01%	43,171	68.46%	18,703	29.66%	1,183	1.88%
10C	21,357	30.43%	45,107	64.27%	2,421	3.45%	1,295	1.85%	24,558	35.12%	43,318	61.94%	2,054	2.94%	46,881	66.83%	21,819	31.10%	1,448	2.06%
10D	25,200	33.61%	45,189	60.27%	3,077	4.10%	1,506	2.01%	28,797	38.65%	43,137	57.90%	2,574	3.45%	47,348	63.26%	25,644	34.26%	1,856	2.48%
10E	14,226	21.42%	48,656	73.27%	2,437	3.67%	1,085	1.63%	16,592	25.16%	47,304	71.72%	2,056	3.12%	49,987	75.55%	14,593	22.06%	1,582	2.39%
10F	41,127	50.64%	35,715	43.98%	3,022	3.72%	1,352	1.66%	43,902	54.31%	34,231	42.35%	2,705	3.35%	38,427	47.33%	41,008	50.51%	1,751	2.16%
10G	32,344	38.89%	45,804	55.08%	3,538	4.25%	1,478	1.78%	36,825	44.66%	42,871	51.99%	2,764	3.35%	47,411	57.26%	33,258	40.17%	2,124	2.57%
11	95,698	60.93%	55,568	35.38%	4,283	2.73%	1,509	0.96%	94,817	60.86%	55,492	35.62%	5,491	3.52%	60,217	38.49%	93,060	59.49%	3,152	2.01%
12A	24,046	56.18%	17,114	39.99%	1,206	2.82%	435	1.02%	23,492	55.83%	16,701	39.69%	1,887	4.48%	18,522	43.89%	22,514	53.35%	1,164	2.76%
12B	26,956	53.42%	20,787	41.20%	1,971	3.91%	745	1.48%	27,876	55.99%	19,748	39.67%	2,161	4.34%	23,507	47.00%	25,083	50.15%	1,426	2.85%
12C	21,962	47.25%	22,405	48.20%	1,455	3.13%	661	1.42%	21,948	47.99%	21,608	47.25%	2,178	4.76%	24,501	53.33%	20,116	43.78%	1,326	2.89%
13	65,542	60.70%	39,400	36.49%	2,235	2.07%	800	0.74%	63,991	60.27%	38,209	35.99%	3,968	3.74%	41,862	39.23%	62,777	58.83%	2,074	1.94%
14	26,894	49.39%	26,136	48.00%	1,049	1.93%	369	0.68%	25,790	48.75%	26,023	49.19%	1,085	2.05%	25,699	48.00%	27,268	50.93%	568	1.06%
15A	34,589	53.54%	27,564	42.66%	1,797	2.78%	657	1.02%	34,665	54.32%	26,956	42.24%	2,199	3.45%	27,741	43.34%	34,825	54.40%	1,447	2.26%
15B	16,676	26.51%	44,041	70.02%	1,576	2.51%	606	0.96%	17,237	27.77%	42,777	68.91%	2,067	3.33%	42,708	68.77%	17,937	28.88%	1,462	2.35%
16	38,249	57.16%	26,054	38.93%	1,932	2.89%	685	1.02%	38,391	57.91%	25,619	38.65%	2,279	3.44%	27,479	41.35%	37,488	56.42%	1,481	2.23%
18A	15,271	28.33%	36,449	67.61%	1,380	2.56%	811	1.50%	16,640	31.00%	35,613	66.35%	1,418	2.64%	37,075	68.87%	15,857	29.46%	901	1.67%
18B	4,036	9.04%	39,014	87.42%	932	2.09%	644	1.44%	5,022	11.33%	38,378	86.57%	932	2.10%	38,970	87.84%	4,665	10.52%	728	1.64%
18C	8,962	15.75%	45,184	79.42%	1,675	2.94%	1,075	1.89%	11,952	21.13%	43,334	76.62%	1,270	2.25%	45,511	80.40%	10,117	17.87%	980	1.73%
19	18,557	22.54%	59,923	72.78%	2,404	2.92%	1,456	1.77%	21,884	26.75%	57,877	70.74%	2,055	2.51%	61,344	74.82%	19,153	23.36%	1,492	1.82%
20	38,815	54.55%	29,833	41.93%	1,795	2.52%	714	1.00%	39,380	55.76%	28,873	40.88%	2,368	3.35%	32,032	45.23%	37,501	52.96%	1,283	1.81%
21	32,857	61.59%	19,020	35.65%	1,085	2.03%	387	0.73%	32,149	60.86%	18,864	35.71%	1,813	3.43%	21,369	40.34%	30,594	57.76%	1,006	1.90%
22A	29,857	56.33%	20,780	39.21%	1,648	3.11%	716	1.35%	31,247	59.38%	19,622	37.29%	1,749	3.32%	22,857	43.36%	28,652	54.35%	1,204	2.28%
22B	17,233	32.85%	33,046	63.00%	1,398	2.67%	777	1.48%	19,009	36.53%	31,620	60.76%	1,408	2.71%	34,416	65.98%	16,729	32.07%	1,016	1.95%
22C	10,859	19.77%	41,889	76.28%	1,352	2.46%	814	1.48%	12,262	22.56%	40,671	74.84%	1,412	2.60%	42,632	78.33%	10,731	19.72%	1,063	1.95%
22D	9,246	22.77%	29,999	73.88%	922	2.27%	437	1.08%	9,606	24.03%	29,055	72.68%	1,318	3.30%	30,229	75.37%	8,942	22.29%	939	2.34%
22E	30,624	55.01%	23,055	41.41%	1,411	2.53%	583	1.05%	30,977	56.10%	22,489	40.73%	1,749	3.17%	25,060	45.22%	29,203	52.70%	1,154	2.08%
23	66,536	63.72%	34,258	32.81%	2,533	2.43%	1,097	1.05%	66,097	63.75%	33,738	32.54%	3,854	3.72%	38,470	36.97%	63,422	60.94%	2,179	2.09%
24	81,588	60.18%	48,704	35.92%	3,791	2.80%	1,501	1.11%	82,001	61.34%	46,346	34.67%	5,340	3.99%	50,726	37.68%	81,089	60.23%	2,811	2.09%
25	53,818	57.69%	35,522	38.08%	2,786	2.99%	1,163	1.25%	53,722	58.16%	34,268	37.10%	4,383	4.74%	37,919	40.82%	52,531	56.55%	2,441	2.63%
26A	31,164	47.78%	30,624	46.95%	2,447	3.75%	988	1.51%	33,117	51.37%	28,738	44.58%	2,609	4.05%	33,318	51.50%	29,275	45.25%	2,098	3.24%
26B	9,471	16.51%	45,895	80.01%	1,275	2.22%	723	1.26%	10,296	18.17%	44,471	78.48%	1,898	3.35%	45,190	79.39%	10,401	18.27%	1,329	2.33%
26C	9,832	18.98%	39,934	77.07%	1,318	2.54%	729	1.41%	10,757	21.02%	38,720	75.67%	1,692	3.31%	39,559	77.04%	10,582	20.61%	1,206	2.35%
26D	10,808	23.67%	32,946	72.15%	1,259	2.76%	652	1.43%	11,386	25.29%	31,809	70.65%	1,828	4.06%	32,566	71.95%	11,531	25.48%	1,162	2.57%
26E	30,789	48.27%	29,309	45.95%	2,406	3.77%	1,281	2.01%	35,184	55.43%	26,164	41.22%	2,121	3.34%	29,873	46.84%	32,543	51.03%	1,355	2.12%
26F	30,649	47.72%	30,066	46.81%	2,335	3.64%	1,182	1.84%	34,855	54.63%	26,777	41.97%	2,170	3.40%	30,749	47.96%	31,932	49.80%	1,434	2.24%
26G	17,487	32.09%	34,404	63.13%	1,857	3.41%	748	1.37%	18,964	35.29%	32,418	60.32%	2,361	4.39%	34,318	63.59%	18,070	33.48%	1,578	2.92%
26H	13,678	22.06%	44,901	72.43%	2,473	3.99%	943	1.52%	16,982	27.80%	41,803	68.42%	2,311	3.78%	45,331	73.82%	14,422	23.49%	1,655	2.70%
27	42,810	66.51%	19,400	30.14%	1,517	2.36%	642	1.00%	41,230	64.75%	19,227	30.19%	3,222	5.06%	21,631	33.76%	40,812	63.70%	1,630	2.54%
28	29,094	70.18%	11,244	27.12%	867	2.09%	252	0.61%	27,669	67.34%	11,461	27.90%	1,956	4.76%	12,821	31.04%	27,710	67.08%	776	1.88%
29	69,919	72.37%	23,379	24.20%	2,490	2.58%	824	0.85%	69,103	72.16%	22,870	23.88%	3,792	3.96%	28,383	29.52%	65,581	68.21%	2,184	2.27%
30A	54,117	57.73%	35,120	37.47%	3,087	3.29%	1,415	1.51%	57,670	61.74%	32,621	34.93%	3,112	3.33%	39,405	42.14%	51,961	55.57%	2,134	2.28%
30B	21,874	25.86%	59,332	70.14%	2,288	2.70%	1,092	1.29%	24,349	29.05%	57,038	68.05%	2,431	2.90%	60,271	71.89%	21,709	25.89%	1,856	2.21%

**JBK-19B Draft Superior Court - Corrected: President 2016, US Senate 2016, Governor 2016**

District	US President 2016: Trump-Clinton-Johnson								US Senate 2016: Burr-Ross-Haugh						Governor 2016: Cooper-McCrory-Cecil					
	Rep	Rep %	Dem	Dem %	Lib	Lib %	Write-In	Write-In %	Rep	Rep %	Dem	Dem %	Lib	Lib %	Dem	Dem %	Rep	Rep %	Lib	Lib %
31	40,635	74.48%	12,127	22.23%	1,303	2.39%	496	0.91%	39,703	73.41%	12,253	22.66%	2,126	3.93%	15,758	29.05%	37,312	68.79%	1,171	2.16%
32	68,647	68.08%	28,501	28.26%	2,622	2.60%	1,068	1.06%	66,396	66.63%	28,083	28.18%	5,177	5.19%	33,233	33.16%	64,171	64.04%	2,806	2.80%
33	61,798	64.09%	31,177	32.33%	2,445	2.54%	1,011	1.05%	60,298	63.29%	30,582	32.10%	4,388	4.61%	33,708	35.16%	60,006	62.60%	2,146	2.24%
34	57,283	67.64%	24,861	29.35%	1,821	2.15%	729	0.86%	55,359	66.14%	24,823	29.66%	3,518	4.20%	27,445	32.58%	55,105	65.41%	1,699	2.02%
35	48,307	66.80%	21,201	29.32%	1,973	2.73%	838	1.16%	47,213	66.12%	20,731	29.03%	3,461	4.85%	23,750	33.07%	46,253	64.40%	1,815	2.53%
36	50,860	75.17%	14,606	21.59%	1,506	2.23%	691	1.02%	49,537	73.84%	14,824	22.10%	2,726	4.06%	18,259	27.06%	47,864	70.92%	1,363	2.02%
37	39,445	58.39%	24,545	36.33%	2,236	3.31%	1,333	1.97%	38,520	57.92%	25,094	37.73%	2,896	4.35%	28,352	42.24%	36,813	54.84%	1,963	2.92%
38	36,439	72.61%	12,179	24.27%	1,020	2.03%	544	1.08%	34,037	69.05%	13,141	26.66%	2,112	4.28%	15,534	31.35%	32,721	66.03%	1,300	2.62%
39A	24,458	56.20%	16,802	38.61%	1,305	3.00%	955	2.19%	23,977	55.66%	17,296	40.15%	1,808	4.20%	19,482	45.04%	22,461	51.93%	1,313	3.04%
39B	11,024	22.70%	34,632	71.32%	1,426	2.94%	1,475	3.04%	11,308	23.55%	34,799	72.47%	1,911	3.98%	36,442	75.61%	10,214	21.19%	1,540	3.20%
39C	20,233	43.17%	24,015	51.24%	1,555	3.32%	1,064	2.27%	20,804	44.82%	23,796	51.27%	1,814	3.91%	25,948	55.69%	19,201	41.21%	1,441	3.09%
40	53,097	61.05%	30,120	34.63%	2,387	2.74%	1,375	1.58%	52,069	60.62%	30,512	35.53%	3,307	3.85%	34,359	39.90%	49,373	57.34%	2,377	2.76%
41	62,972	64.60%	30,185	30.97%	2,908	2.98%	1,412	1.45%	59,345	61.97%	32,160	33.59%	4,252	4.44%	37,461	38.95%	55,660	57.87%	3,059	3.18%
43	40,546	55.52%	31,026	42.48%	1,052	1.44%	409	0.56%	40,216	55.79%	30,167	41.85%	1,704	2.36%	30,781	42.46%	40,954	56.49%	767	1.06%
44	52,859	70.25%	19,678	26.15%	1,837	2.44%	868	1.15%	50,702	68.21%	20,013	26.92%	3,619	4.87%	23,431	31.29%	49,642	66.30%	1,803	2.41%
<b>Totals:</b>	<b>2,359,749</b>	<b>49.90%</b>	<b>2,180,316</b>	<b>46.10%</b>	<b>129,929</b>	<b>2.75%</b>	<b>59,397</b>	<b>1.26%</b>	<b>2,392,439</b>	<b>51.13%</b>	<b>2,119,696</b>	<b>45.30%</b>	<b>167,190</b>	<b>3.57%</b>	<b>2,300,381</b>	<b>48.95%</b>	<b>2,296,039</b>	<b>48.86%</b>	<b>102,729</b>	<b>2.19%</b>

**JBK-19B Draft Superior Court - Corrected: Lieutenant Governor 2016, Attorney General 2016**

District	Lieutenant Governor 2016: Forest-Coleman-Cole						Attorney General 2016: Stein-Newton				
	Rep	Rep %	Dem	Dem %	Lib	Lib %	Dem	Dem %	Rep	Rep %	
1	41,383	58.08%	27,791	39.01%	2,074	2.91%	29,267	41.81%	40,740	58.19%	
2	24,324	54.32%	19,611	43.79%	847	1.89%	20,901	47.15%	23,428	52.85%	
3	57,464	64.37%	29,461	33.00%	2,347	2.63%	31,586	35.67%	56,959	64.33%	
4	38,286	63.97%	19,181	32.05%	2,380	3.98%	21,095	35.69%	38,018	64.31%	
5	31,654	55.25%	24,607	42.95%	1,029	1.80%	26,522	46.70%	30,276	53.30%	
6	36,380	46.47%	39,926	50.99%	1,989	2.54%	42,335	54.50%	35,349	45.50%	
7	25,720	41.55%	35,216	56.89%	968	1.56%	36,708	59.37%	25,123	40.63%	
8	28,665	35.04%	52,088	63.67%	1,050	1.28%	53,995	66.53%	27,159	33.47%	
9	64,398	52.45%	55,986	45.60%	2,386	1.94%	60,859	49.91%	61,084	50.09%	
10A	48,682	55.97%	36,027	41.42%	2,273	2.61%	40,761	47.42%	45,190	52.58%	
10B	19,181	30.81%	41,390	66.49%	1,677	2.69%	43,392	70.41%	18,234	29.59%	
10C	24,566	35.62%	42,228	61.23%	2,169	3.15%	46,272	67.68%	22,101	32.32%	
10D	28,603	39.05%	41,875	57.16%	2,778	3.79%	46,209	63.58%	26,475	36.42%	
10E	16,478	25.39%	46,053	70.97%	2,363	3.64%	49,189	76.42%	15,175	23.58%	
10F	43,981	55.23%	33,263	41.77%	2,387	3.00%	37,193	47.12%	41,735	52.88%	
10G	36,284	44.92%	41,716	51.64%	2,782	3.44%	45,599	56.95%	34,466	43.05%	
11	95,819	62.22%	54,150	35.16%	4,039	2.62%	61,563	40.36%	90,973	59.64%	
12A	23,688	57.20%	16,330	39.43%	1,392	3.36%	18,587	45.30%	22,446	54.70%	
12B	27,571	56.81%	19,023	39.20%	1,938	3.99%	22,146	46.00%	25,996	54.00%	
12C	22,007	49.08%	21,097	47.05%	1,731	3.86%	23,974	53.93%	20,479	46.07%	
13	63,418	60.76%	38,567	36.95%	2,384	2.28%	44,654	43.18%	58,755	56.82%	
14	23,450	45.42%	27,052	52.40%	1,126	2.18%	28,635	56.04%	22,461	43.96%	
15A	34,009	54.22%	26,633	42.46%	2,081	3.32%	29,141	46.72%	33,230	53.28%	
15B	16,724	27.30%	42,491	69.37%	2,039	3.33%	44,232	72.61%	16,687	27.39%	
16	38,165	58.56%	25,129	38.56%	1,878	2.88%	27,405	42.45%	37,153	57.55%	
18A	16,694	31.42%	35,141	66.14%	1,298	2.44%	37,221	70.47%	15,595	29.53%	
18B	4,795	10.94%	37,843	86.35%	1,188	2.71%	38,997	89.38%	4,634	10.62%	
18C	11,732	21.11%	42,385	76.27%	1,452	2.61%	44,572	80.65%	10,691	19.35%	
19	21,581	26.88%	56,358	70.19%	2,351	2.93%	59,666	74.74%	20,162	25.26%	
20	39,400	56.52%	28,247	40.52%	2,061	2.96%	31,692	45.78%	37,542	54.22%	
21	31,623	60.90%	19,145	36.87%	1,162	2.24%	21,186	41.06%	30,407	58.94%	
22A	30,954	59.94%	19,211	37.20%	1,479	2.86%	21,532	41.93%	29,822	58.07%	
22B	18,518	36.13%	31,370	61.21%	1,361	2.66%	33,417	65.55%	17,561	34.45%	
22C	11,831	22.14%	39,930	74.71%	1,687	3.16%	41,838	78.68%	11,334	21.32%	
22D	9,331	23.67%	28,813	73.08%	1,283	3.25%	30,077	76.66%	9,158	23.34%	
22E	30,828	56.59%	22,210	40.77%	1,439	2.64%	24,575	45.38%	29,580	54.62%	
23	66,412	64.92%	33,416	32.66%	2,478	2.42%	37,750	37.14%	63,888	62.86%	
24	83,046	63.15%	44,932	34.17%	3,533	2.69%	51,906	39.84%	78,387	60.16%	
25	54,841	60.27%	33,227	36.52%	2,925	3.21%	38,199	42.36%	51,987	57.64%	
26A	33,870	53.44%	27,362	43.17%	2,149	3.39%	31,025	49.40%	31,784	50.60%	
26B	10,396	18.56%	43,876	78.33%	1,743	3.11%	45,696	82.04%	10,005	17.96%	
26C	10,867	21.51%	37,949	75.12%	1,702	3.37%	39,691	79.05%	10,518	20.95%	
26D	11,680	26.28%	31,106	69.99%	1,660	3.73%	33,127	75.10%	10,984	24.90%	
26E	35,646	57.08%	25,056	40.12%	1,744	2.79%	28,963	46.80%	32,924	53.20%	
26F	35,538	56.64%	25,337	40.38%	1,871	2.98%	29,255	47.04%	32,938	52.96%	
26G	19,285	36.48%	31,469	59.52%	2,117	4.00%	34,262	65.27%	18,234	34.73%	
26H	16,784	28.03%	40,562	67.74%	2,533	4.23%	43,528	73.10%	16,017	26.90%	
27	42,102	67.03%	18,919	30.12%	1,789	2.85%	22,850	36.63%	39,532	63.37%	
28	28,407	70.19%	11,091	27.41%	971	2.40%	13,508	33.62%	26,665	66.38%	
29	68,742	72.98%	22,962	24.38%	2,484	2.64%	27,334	29.13%	66,486	70.87%	
30A	56,751	61.85%	32,488	35.40%	2,523	2.75%	37,823	41.44%	53,443	58.56%	
30B	23,230	28.23%	56,646	68.83%	2,426	2.95%	59,777	72.93%	22,193	27.07%	

**JBK-19B Draft Superior Court - Corrected: Lieutenant Governor 2016, Attorney General 2016**

District	Lieutenant Governor 2016: Forest-Coleman-Cole						Attorney General 2016: Stein-Newton			
	Rep	Rep %	Dem	Dem %	Lib	Lib %	Dem	Dem %	Rep	Rep %
31	38,890	73.36%	12,775	24.10%	1,344	2.54%	15,410	29.18%	37,405	70.82%
32	68,255	69.62%	26,923	27.46%	2,860	2.92%	33,209	34.17%	63,968	65.83%
33	62,528	66.34%	29,237	31.02%	2,482	2.63%	34,674	37.17%	58,599	62.83%
34	56,985	68.84%	23,853	28.82%	1,935	2.34%	29,013	35.41%	52,910	64.59%
35	48,466	68.84%	19,825	28.16%	2,112	3.00%	24,488	34.98%	45,508	65.02%
36	49,285	74.91%	14,936	22.70%	1,569	2.38%	18,499	28.41%	46,619	71.59%
37	38,044	58.57%	24,430	37.61%	2,485	3.83%	27,733	43.22%	36,427	56.78%
38	34,392	70.73%	12,763	26.25%	1,472	3.03%	14,669	30.47%	33,469	69.53%
39A	23,429	55.33%	17,280	40.81%	1,633	3.86%	19,050	45.31%	22,996	54.69%
39B	10,849	22.98%	34,168	72.36%	2,202	4.66%	36,077	77.00%	10,779	23.00%
39C	20,275	44.40%	23,547	51.57%	1,840	4.03%	25,297	55.88%	19,970	44.12%
40	52,730	62.18%	29,507	34.79%	2,569	3.03%	32,269	38.37%	51,823	61.63%
41	59,029	62.59%	31,893	33.82%	3,390	3.59%	35,488	38.03%	57,825	61.97%
43	39,469	55.54%	30,426	42.81%	1,173	1.65%	32,413	46.12%	37,870	53.88%
44	52,209	71.07%	19,470	26.51%	1,778	2.42%	24,879	34.16%	47,945	65.84%
<b>Totals:</b>	<b>2,390,619</b>	<b>51.88%</b>	<b>2,084,975</b>	<b>45.25%</b>	<b>132,360</b>	<b>2.87%</b>	<b>2,294,855</b>	<b>50.20%</b>	<b>2,276,276</b>	<b>49.80%</b>

## JBK-19B Draft Superior Court - Corrected: Court of Appeals 2016

District	Dietz Seat: Dietz-Rozier				Geer Seat: Murphy-Eagles-Buie						Hunter Seat: Hunter-Jones				Stephens Seat: Berger-Stephens				Zachary Seat: Zachary-Mitchell			
	Rep	Rep %	Dem	Dem %	Rep	Rep %	Dem	Dem %	Una	Una %	Rep	Rep %	Dem	Dem %	Rep	Rep %	Dem	Dem %	Rep	Rep %	Dem	Dem %
1	40,601	60.13%	26,918	39.87%	37,715	55.60%	26,534	39.11%	3,588	5.29%	41,476	61.11%	26,395	38.89%	38,591	56.72%	29,445	43.28%	40,793	60.57%	26,561	39.43%
2	23,508	55.34%	18,975	44.66%	22,259	51.95%	18,801	43.88%	1,785	4.17%	24,349	56.80%	18,516	43.20%	22,665	52.88%	20,197	47.12%	23,387	55.19%	18,985	44.81%
3	56,245	66.47%	28,368	33.53%	52,927	61.96%	28,109	32.90%	4,390	5.14%	57,225	67.15%	27,993	32.85%	54,191	63.41%	31,272	36.59%	56,290	66.88%	27,873	33.12%
4	37,104	65.92%	19,185	34.08%	34,123	59.86%	18,419	32.31%	4,462	7.83%	37,694	66.46%	19,022	33.54%	36,341	63.33%	21,041	36.67%	37,404	66.71%	18,664	33.29%
5	29,766	54.91%	24,446	45.09%	28,382	51.80%	24,114	44.01%	2,299	4.20%	30,737	56.21%	23,944	43.79%	28,870	53.32%	25,277	46.68%	30,122	55.96%	23,705	44.04%
6	35,983	47.85%	39,220	52.15%	33,912	44.72%	38,039	50.16%	3,889	5.13%	36,772	48.67%	38,789	51.33%	34,098	45.33%	41,118	54.67%	36,224	48.35%	38,699	51.65%
7	24,805	41.79%	34,546	58.21%	23,026	38.82%	34,420	58.03%	1,867	3.15%	25,632	42.86%	34,173	57.14%	23,810	39.67%	36,207	60.33%	24,904	42.03%	34,344	57.97%
8	27,127	34.75%	50,935	65.25%	25,566	32.49%	50,913	64.70%	2,217	2.82%	28,388	36.07%	50,308	63.93%	25,956	32.91%	52,915	67.09%	27,242	34.95%	50,697	65.05%
9	62,531	52.89%	55,692	47.11%	57,900	48.53%	56,141	47.05%	5,269	4.42%	63,990	53.81%	54,936	46.19%	59,722	49.81%	60,185	50.19%	62,747	53.25%	55,082	46.75%
10A	47,515	57.63%	34,929	42.37%	43,425	52.17%	35,815	43.03%	3,998	4.80%	48,287	58.29%	34,559	41.71%	44,675	53.32%	39,105	46.68%	48,534	59.16%	33,508	40.84%
10B	18,749	31.40%	40,957	68.60%	16,948	28.15%	39,809	66.13%	3,439	5.71%	19,230	32.09%	40,694	67.91%	17,650	29.20%	42,800	70.80%	19,368	32.59%	40,053	67.41%
10C	24,335	37.18%	41,122	62.82%	21,145	31.95%	41,486	62.69%	3,547	5.36%	25,592	38.87%	40,245	61.13%	21,926	32.89%	44,741	67.11%	25,101	38.63%	39,883	61.37%
10D	29,179	41.89%	40,471	58.11%	25,352	36.03%	40,650	57.77%	4,364	6.20%	29,984	42.87%	39,965	57.13%	26,334	37.29%	44,288	62.71%	29,945	43.23%	39,329	56.77%
10E	16,551	26.78%	45,249	73.22%	14,092	22.62%	44,161	70.90%	4,034	6.48%	17,147	27.63%	44,922	72.37%	14,930	23.84%	47,699	76.16%	17,184	28.00%	44,196	72.00%
10F	43,542	57.46%	32,233	42.54%	39,978	52.25%	32,462	42.43%	4,072	5.32%	44,498	58.48%	31,588	41.52%	40,984	53.24%	35,991	46.76%	44,540	59.06%	30,870	40.94%
10G	36,617	47.86%	39,892	52.14%	32,674	42.30%	39,874	51.62%	4,696	6.08%	37,479	48.79%	39,344	51.21%	33,914	43.67%	43,737	56.33%	37,679	49.44%	38,538	50.56%
11	90,392	62.26%	54,802	37.74%	84,184	57.44%	52,840	36.05%	9,535	6.51%	93,262	63.94%	52,599	36.06%	86,253	58.50%	61,195	41.50%	92,228	63.76%	52,422	36.24%
12A	23,008	58.43%	16,369	41.57%	21,438	54.12%	15,584	39.34%	2,587	6.53%	23,387	59.34%	16,025	40.66%	22,202	56.05%	17,409	43.95%	23,354	59.54%	15,867	40.46%
12B	27,022	59.82%	18,153	40.18%	24,487	53.79%	17,391	38.20%	3,648	8.01%	27,452	60.78%	17,713	39.22%	25,409	55.58%	20,311	44.42%	27,416	61.20%	17,384	38.80%
12C	21,541	51.19%	20,536	48.81%	19,461	45.96%	19,591	46.27%	3,289	7.77%	21,884	52.03%	20,179	47.97%	20,275	47.72%	22,215	52.28%	21,873	52.37%	19,897	47.63%
13	59,758	60.16%	39,570	39.84%	57,035	57.22%	37,391	37.51%	5,258	5.27%	62,263	62.68%	37,073	37.32%	58,447	58.64%	41,232	41.36%	61,016	61.95%	37,484	38.05%
14	21,423	43.64%	27,670	56.36%	20,753	42.09%	25,640	52.00%	2,915	5.91%	22,939	46.44%	26,457	53.56%	21,280	42.92%	28,299	57.08%	21,557	44.08%	27,345	55.92%
15A	33,535	55.44%	26,956	44.56%	30,725	50.67%	25,906	42.72%	4,008	6.61%	34,469	56.92%	26,087	43.08%	32,035	52.60%	28,863	47.40%	34,139	56.54%	26,236	43.46%
15B	16,796	28.21%	42,740	71.79%	14,851	24.88%	41,224	69.08%	3,604	6.04%	17,331	29.09%	42,243	70.91%	15,772	26.36%	44,070	73.64%	17,378	29.24%	42,056	70.76%
16	37,837	61.39%	23,801	38.61%	34,680	55.65%	23,840	38.25%	3,800	6.10%	38,316	61.83%	23,652	38.17%	36,071	57.50%	26,658	42.50%	38,050	62.06%	23,266	37.94%
18A	16,690	32.43%	34,771	67.57%	14,979	28.96%	34,276	66.28%	2,461	4.76%	17,075	33.12%	34,484	66.88%	15,481	29.72%	36,604	70.28%	17,090	33.29%	34,241	66.71%
18B	5,115	11.98%	37,595	88.02%	4,172	9.72%	36,853	85.87%	1,892	4.41%	5,336	12.46%	37,487	87.54%	4,542	10.54%	38,543	89.46%	5,400	12.66%	37,261	87.34%
18C	12,322	22.97%	41,313	77.03%	10,103	18.74%	41,146	76.32%	2,660	4.93%	12,719	23.68%	40,989	76.32%	10,752	19.83%	43,456	80.17%	12,717	23.77%	40,778	76.23%
19	22,015	28.57%	55,033	71.43%	18,907	24.35%	54,315	69.94%	4,433	5.71%	22,884	29.61%	54,408	70.39%	20,181	25.83%	57,938	74.17%	22,615	29.45%	54,176	70.55%
20	38,881	58.09%	28,052	41.91%	35,777	53.25%	27,874	41.49%	3,531	5.26%	39,579	58.99%	27,519	41.01%	37,431	55.30%	30,260	44.70%	39,008	58.42%	27,769	41.58%
21	31,165	62.30%	18,860	37.70%	29,014	57.61%	18,664	37.06%	2,686	5.33%	31,655	62.95%	18,634	37.05%	30,412	59.21%	20,951	40.79%	31,227	62.47%	18,758	37.53%
22A	31,056	63.45%	17,888	36.55%	28,248	57.36%	18,524	37.62%	2,472	5.02%	31,643	64.34%	17,539	35.66%	29,563	59.29%	20,300	40.71%	31,076	63.68%	17,721	36.32%
22B	19,251	39.37%	29,641	60.63%	16,446	33.37%	30,661	62.21%	2,177	4.42%	20,028	40.73%	29,144	59.27%	17,415	34.97%	32,385	65.03%	19,196	39.30%	29,647	60.70%
22C	12,556	24.55%	38,582	75.45%	10,466	20.32%	38,438	74.64%	2,597	5.04%	13,357	25.98%	38,049	74.02%	11,136	21.49%	40,685	78.51%	12,628	24.72%	38,452	75.28%
22D	9,597	25.26%	28,391	74.74%	8,518	22.29%	27,677	72.44%	2,012	5.27%	10,136	26.58%	28,004	73.42%	9,092	23.69%	29,281	76.31%	9,710	25.60%	28,224	74.40%
22E	30,595	58.81%	21,432	41.19%	28,072	53.71%	21,601	41.33%	2,597	4.97%	31,237	59.75%	21,040	40.25%	29,475	55.80%	23,352	44.20%	30,665	58.99%	21,316	41.01%
23	65,120	66.63%	32,619	33.37%	60,918	61.74%	32,233	32.67%	5,514	5.59%	66,270	67.30%	32,194	32.70%	63,519	63.99%	35,747	36.01%	65,462	66.99%	32,260	33.01%
24	80,120	64.24%	44,605	35.76%	74,650	59.31%	44,181	35.10%	7,028	5.58%	81,355	64.94%	43,928	35.06%	77,641	61.57%	48,467	38.43%	79,922	64.26%	44,449	35.74%
25	54,355	62.12%	33,143	37.88%	49,461	56.21%	32,338	36.75%	6,198	7.04%	55,092	62.73%	32,729	37.27%	51,803	58.74%	36,381	41.26%	54,645	62.53%	32,748	37.47%
26A	33,555	56.56%	25,775	43.44%	30,359	50.91%	26,077	43.73%	3,199	5.36%	33,990	57.11%	25,528	42.89%	31,004	52.14%	28,464	47.86%	33,310	56.12%	26,045	43.88%
26B	10,572	19.61%	43,336	80.39%	9,068	16.75%	42,075	77.73%	2,987	5.52%	10,819	20.00%	43,281	80.00%	9,678	17.89%	44,432	82.11%	10,681	19.72%	43,481	80.28%
26C	11,045	22.80%	37,404	77.20%	9,607	19.70%	36,296	74.44%	2,856	5.86%	11,111	22.86%	37,489	77.14%	10,098	20.75%	38,565	79.25%	10,995	22.60%	37,664	77.40%
26D	11,769	27.64%	30,814	72.36%	10,219	23.85%	30,006	70.03%	2,622	6.12%	12,031	28.16%	30,689	71.84%	10,806	25.27%	31,964	74.73%	11,726	27.45%	30,992	72.55%
26E	36,373	61.92%	22,365	38.08%	31,945	54.07%	24,223	41.00%	2,918	4.94%	37,462	63.57%	21,472	36.43%	32,607	55.20%	26,468	44.80%	35,006	59.95%	23,389	40.05%
26F	35,991	61.15%	22,864	38.85%	31,697	53.56%	24,253	40.98%	3,226	5.45%	36,734	62.27%	22,256	37.73%	32,619	55.02%	26,665	44.98%	35,056	59.82%	23,545	40.18%
26G	19,366	38.44%	31,010	61.56%	17,063	33.68%	30,220	59.65%	3,381	6.67%	19,522	38.66%	30,978	61.34%	17,802	35.27%	32,675	64.73%	19,390	38.51%	30,965	61.49%
26H	17,856	31.64%	38,571	68.36%	14,751	25.95%	38,431	67.62%	3,653	6.43%	18,576	32.79%	38,067	67.21%	15,569	27.42%	41,210	72.58%	17,233	30.54%	39,194	69.46%
27	41,541	68.70%	18,922	31.30%	38,380	63.02%	18,811	30.89%	3,707	6.09%	42,138	69.37%	18,606	30.63%	40,009	65.86%	20,740	34.14%	41,485	68.86%	18,763	31.14%
28	26,898	70.63%	11,187	29.37%	25,163	65.56%	11,011	28.69%	2,208	5.75%	27,421	71.70%	10,822	28.30%	26,095	67.99%	12,287	32.01%	26,926	70.27%	11,392	29.73%
29	68,515	75.68%	22,014	24.32%	63,251	69.59%	22,244	24.47%	5,397	5.94%	69,176	76.19%	21,617	23.81%	66,8							

### JBK-19B Draft Superior Court - Corrected: Court of Appeals 2016

District	Dietz Seat: Dietz-Rozier				Geer Seat: Murphy-Eagles-Buie						Hunter Seat: Hunter-Jones				Stephens Seat: Berger-Stephens				Zachary Seat: Zachary-Mitchell			
	Rep	Rep %	Dem	Dem %	Rep	Rep %	Dem	Dem %	Una	Una %	Rep	Rep %	Dem	Dem %	Rep	Rep %	Dem	Dem %	Rep	Rep %	Dem	Dem %
31	38,406	75.24%	12,638	24.76%	35,867	69.93%	12,167	23.72%	3,255	6.35%	39,291	76.57%	12,024	23.43%	37,397	72.18%	14,414	27.82%	38,366	75.36%	12,546	24.64%
32	65,907	71.08%	26,816	28.92%	60,749	64.89%	26,487	28.29%	6,379	6.81%	66,527	71.35%	26,711	28.65%	63,007	67.44%	30,413	32.56%	65,690	71.07%	26,745	28.93%
33	59,508	66.90%	29,442	33.10%	55,460	61.77%	29,167	32.49%	5,156	5.74%	60,089	67.25%	29,264	32.75%	57,118	63.56%	32,743	36.44%	59,024	66.70%	29,473	33.30%
34	54,885	69.55%	24,033	30.45%	51,057	64.10%	24,152	30.32%	4,444	5.58%	55,426	69.83%	23,946	30.17%	52,754	66.27%	26,846	33.73%	54,278	69.04%	24,339	30.96%
35	47,834	70.99%	19,548	29.01%	43,780	64.53%	19,776	29.15%	4,287	6.32%	47,936	70.95%	19,631	29.05%	45,151	66.72%	22,518	33.28%	47,268	70.41%	19,863	29.59%
36	47,581	76.17%	14,882	23.83%	44,340	70.48%	14,283	22.70%	4,287	6.81%	48,403	77.07%	14,398	22.93%	46,150	73.10%	16,983	26.90%	48,052	76.65%	14,636	23.35%
37	36,685	60.68%	23,774	39.32%	34,076	55.69%	22,506	36.78%	4,605	7.53%	37,192	61.95%	22,840	38.05%	35,460	57.86%	25,831	42.14%	36,229	60.14%	24,010	39.86%
38	34,000	72.85%	12,670	27.15%	31,639	67.60%	12,247	26.17%	2,915	6.23%	34,902	74.14%	12,176	25.86%	32,274	69.27%	14,316	30.73%	33,235	71.64%	13,155	28.36%
39A	23,845	59.00%	16,572	41.00%	21,978	54.01%	16,054	39.45%	2,662	6.54%	24,616	60.65%	15,970	39.35%	22,467	55.31%	18,151	44.69%	23,761	58.99%	16,516	41.01%
39B	11,807	26.12%	33,401	73.88%	10,158	22.33%	32,232	70.85%	3,102	6.82%	13,063	28.81%	32,277	71.19%	10,544	23.21%	34,882	76.79%	11,782	26.16%	33,261	73.84%
39C	20,942	48.19%	22,513	51.81%	18,787	43.00%	21,988	50.33%	2,917	6.68%	21,730	49.85%	21,858	50.15%	19,427	44.53%	24,196	55.47%	20,908	48.34%	22,347	51.66%
40	52,821	65.06%	28,366	34.94%	49,220	60.24%	28,186	34.50%	4,297	5.26%	53,147	65.31%	28,229	34.69%	49,947	61.35%	31,470	38.65%	52,599	64.88%	28,470	35.12%
41	58,674	65.46%	30,953	34.54%	56,141	61.96%	28,963	31.96%	5,511	6.08%	59,025	65.64%	30,897	34.36%	55,367	61.44%	34,742	38.56%	57,780	64.69%	31,539	35.31%
43	36,828	54.63%	30,586	45.37%	35,999	52.92%	29,556	43.45%	2,473	3.64%	38,383	56.57%	29,473	43.43%	36,060	53.11%	31,837	46.89%	37,228	55.52%	29,825	44.48%
44	50,947	71.97%	19,846	28.03%	47,079	66.25%	19,647	27.65%	4,342	6.11%	51,133	72.08%	19,805	27.92%	47,852	67.32%	23,230	32.68%	49,991	70.88%	20,542	29.12%
<b>Totals:</b>	<b>2,350,800</b>	<b>53.54%</b>	<b>2,040,100</b>	<b>46.46%</b>	<b>2,156,688</b>	<b>48.77%</b>	<b>2,013,586</b>	<b>45.53%</b>	<b>252,225</b>	<b>5.70%</b>	<b>2,400,169</b>	<b>54.44%</b>	<b>2,008,351</b>	<b>45.56%</b>	<b>2,231,049</b>	<b>50.31%</b>	<b>2,203,187</b>	<b>49.69%</b>	<b>2,358,465</b>	<b>53.88%</b>	<b>2,018,808</b>	<b>46.12%</b>