

Joint Appropriations Committees on
Justice and Public Safety


**Department of Public Safety
Division of Adult Correction—Prisons**

In-Prison Programs

Alcoholism and Chemical Dependency Programs

Correction Enterprises

March 7, 2017



FISCAL RESEARCH DIVISION
A Staff Agency of the North Carolina General Assembly

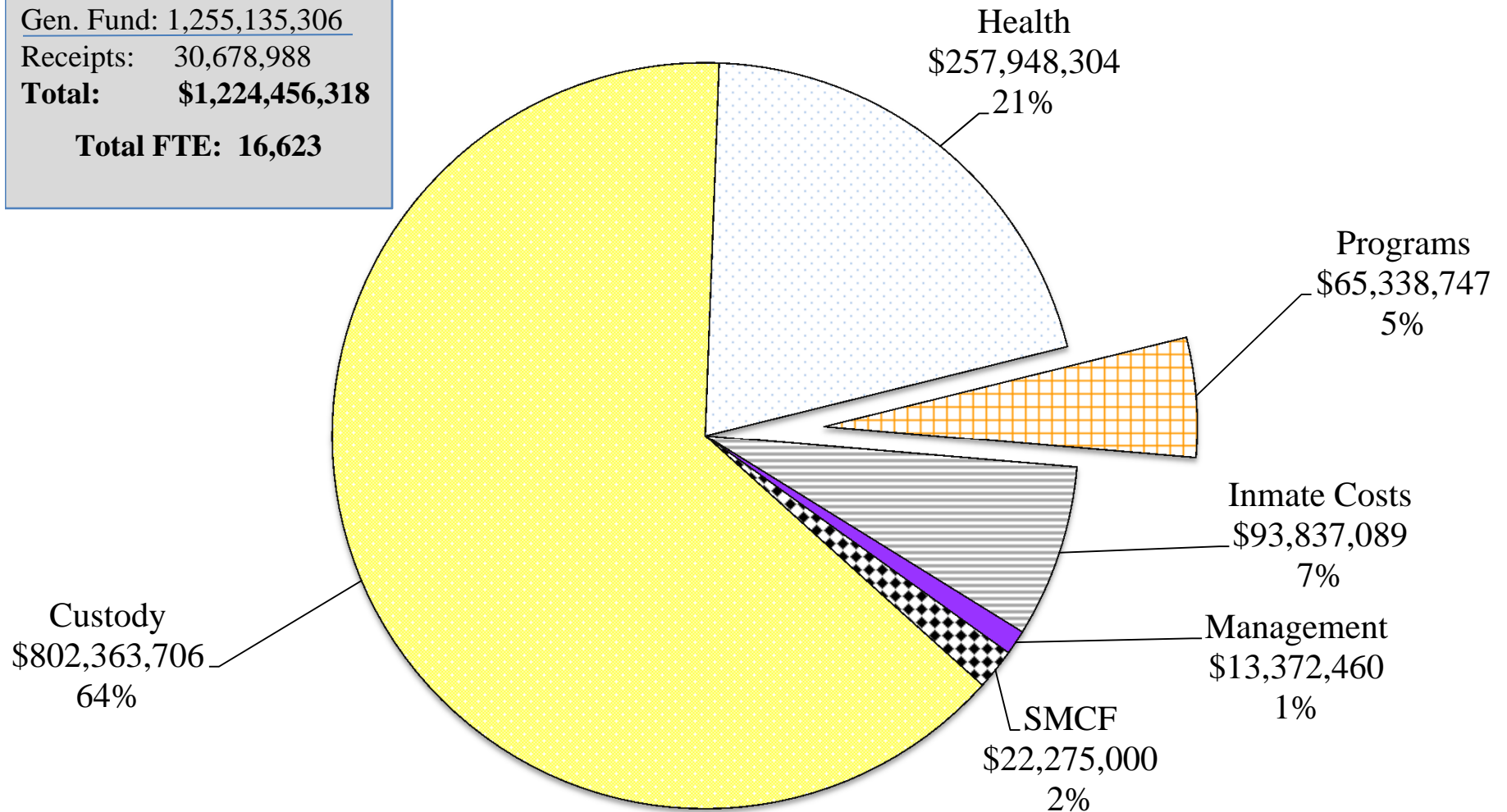
Today's Presentation

- I. In-Prison Programs**
- II. Alcoholism and Chemical Dependency Programs (ACDP)**
- III. Correction Enterprises**



FY 2017-18 Prisons Budget

Total Budget;
Gen. Fund: 1,255,135,306
Receipts: 30,678,988
Total: \$1,224,456,318
Total FTE: 16,623



I. In-Prison Programming

95% of inmates in State prison will be released

FY 2015-16 Prison Exits: 23,875

G.S. 143B-701. Division of Adult Correction – duties.

It shall be the duty of the Department to provide the necessary custody, supervision, and treatment to control and *rehabilitate criminal offenders and thereby to reduce the rate and cost of crime and delinquency.**

*Emphasis added

In-Prison Programs



2017-18 Base Budget : \$65.3 million

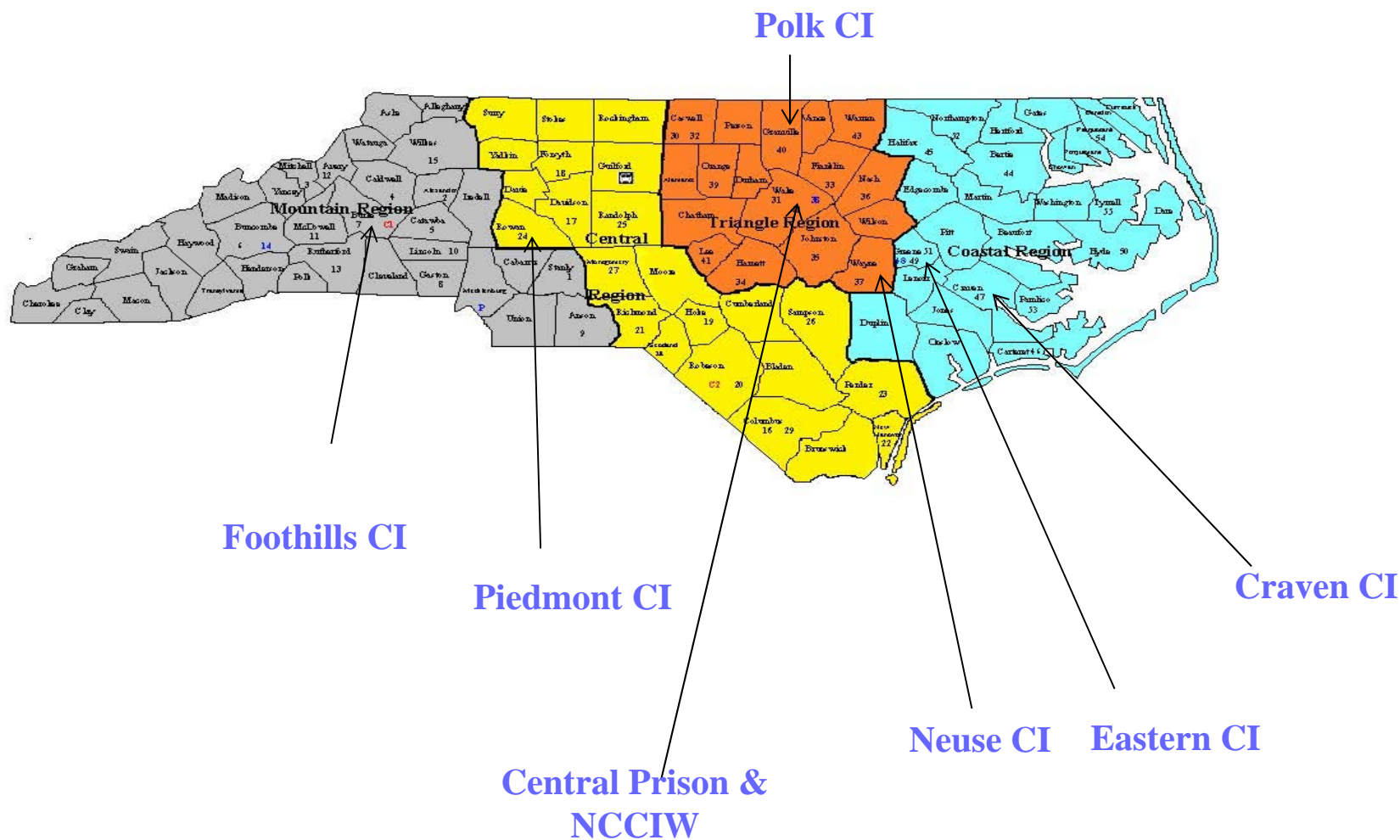
FTE: 1,068.47

Major Programs

- Diagnostic Centers
- Case Management
- Inmate Education
- Work Assignments
- Chaplains



NC Prisons & Diagnostic Centers



Diagnostic Centers

FTE: 112

8 centers for intake and assessment to determine proper custody classification, work, and program assignments

Physical, mental health, and educational assessment

Case Completion: 15-day turnaround

Processing Total: 28 days

Assigned to one of 55 prisons

Inmates processed in 2016: 19,054

Case Management

FTE: 404.38

All inmates are assigned a Case Manager

Case Managers plan, coordinate and facilitate the delivery of programs and services to inmates while incarcerated and assist in transition planning

Meet with inmates *at least* every other calendar month



Education Programs

FY 2017-18 Requirements: \$9,471,413

FTE: 56

Teachers: 44 Guidance/Psychologists: 5 Principals: 5 Library/Admin: 2

Youth Facilities require GED/HS diploma courses as part of case management

32% of prison entrants read at less than a 6th grade level

Inmates with less than 6th grade reading level required to be in Adult Basic Education (ABE)

Prisoners account for 14% of High School Equivalency diplomas

40 community colleges serve prisons

Education Programs

General Fund: \$9,471,413

- Funds instruction
- Community college FTE
- Tuition fees
- HS Equivalency testing



Inmate Welfare: \$1,686,418

- Funds instruction material
- Higher education initiatives

Education Programs

Inmate Tuition funding: \$3.6 million

29,872 inmates participated

Academic (38.5%):

HS Equivalency and Adult Basic Education

Vocational Courses (16.7%):

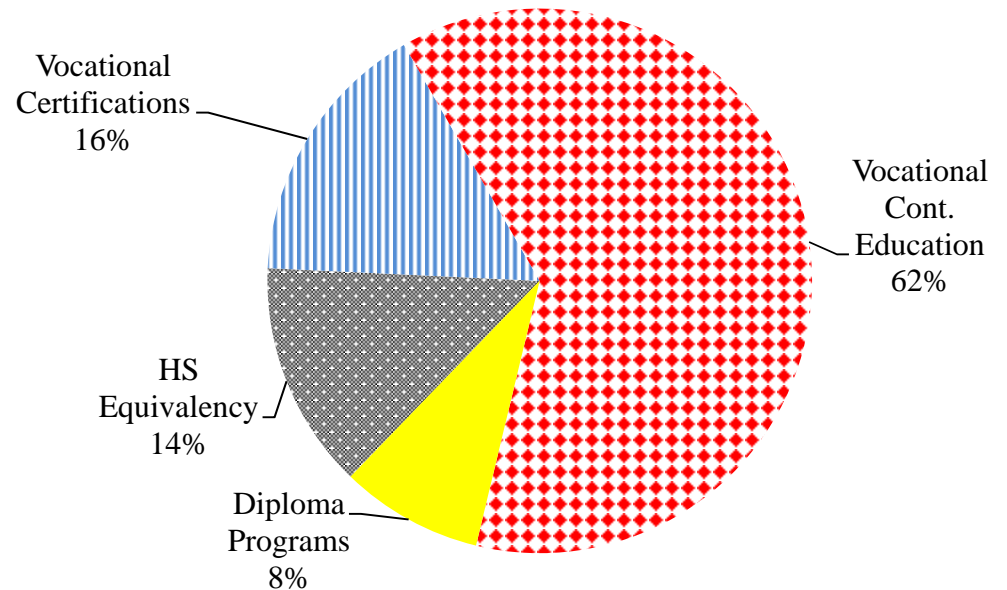
Horticulture; Electronic; Food Service; A/C, Heating, Refrigeration; and Info Systems

Vocational Continuing

Education (44.9%):

HR Development, Commercial Cleaning, Computer Applications, Electrical, and Textiles/Upholstery

Diplomas & Certifications Awarded



Inmates Working

G.S. 148-26. State policy on employment of prisoners.

(a) It is declared to be the public policy of the State of North Carolina that *all able-bodied prison inmates shall be required to perform diligently all work assignments provided for them.* The failure of any inmate to perform such a work assignment may result in disciplinary action. Work assignments and employment shall be for the public benefit to reduce the cost of maintaining the inmate population while enabling inmates to acquire or retain skills and work habits needed to secure honest employment after their release.*

***emphasis added**

Inmate Work Assignments

Assignment	Average Daily	Daily Pay
Prison Units	6,642	\$0.40, \$0.70, \$1.00
Food Services	3,174	\$0.70, \$1.00, \$1.25
Correction Enterprise	1,990	\$1.60, \$1.92, \$2.24
Prison Maintenance	1,868	\$1.00
Road Squads	1,368	\$1.00
Other Jobs	1,549	\$0.40, \$0.70, \$1.00
State Agency/Local Government	596	\$1.00
Inmate Construction Program	404	\$3.00
Work Release	1,041	Federal minimum wage
Total	18,632	\$4,593,907

Source: DACJJ, FY 2015-16 Annual Statistical Report

If You Build It, They Will Come...

Inmate Construction

FY 2017-18 Requirements: \$1,291,442

FTE: 4.0 + 63 staff from Central Engineering

Currently: six major projects and many repair and renovation activities

FY 2014-15 & FY 2015-16: 47 Projects involved 11,073 inmates

- Samarcant Training Academy
- Harnett CI Electronic Intrusion System
- Jackson, Edgecombe & Lenoir YDCs
- Western Multipurpose Group Home
- NC State Highway Patrol & SBI

Registered Apprentices: FY 2014-15: 29

FY 2015-16: 34





Inmate Labor Contracts

- State and local governments contract for inmate labor from minimum custody facilities
- 129 entities employed 700 inmates from 30 facilities
- Certified custodial agents provide supervision
- Typically work 4-5 days per week and pay \$1 per day/inmate
- Program affected by minimum custody closures



Work Release

FY 2017-18 Requirements: \$983,806

FTE: 18.36

Minimum Custody Level III inmates

Inmates paid at least federal minimum wage

Examples: restaurants and construction firms

2,267 inmates participate with 205 employers

Inmates Pay \$23 per day (\$20 per diem and \$3 transportation fee)

FY 2015-16: \$4,884,246

Road Squads

FY 2017-18 Requirements: \$9,55,0679

FTE: 18

Receipts from DOT: \$9.04 million

- 49 minimum custody litter crews averaging 320 inmates
- 50 medium custody road squads averaging 293 inmates

1,368 inmates worked 455,291 hours

FY 2014-15 Continuation Review of the program

- Recommended converting many of the medium crews to minimum
- FY 2017-18 receipts were made nonrecurring

Inmate Welfare

FY 2017-18 Requirements : \$9,932,423

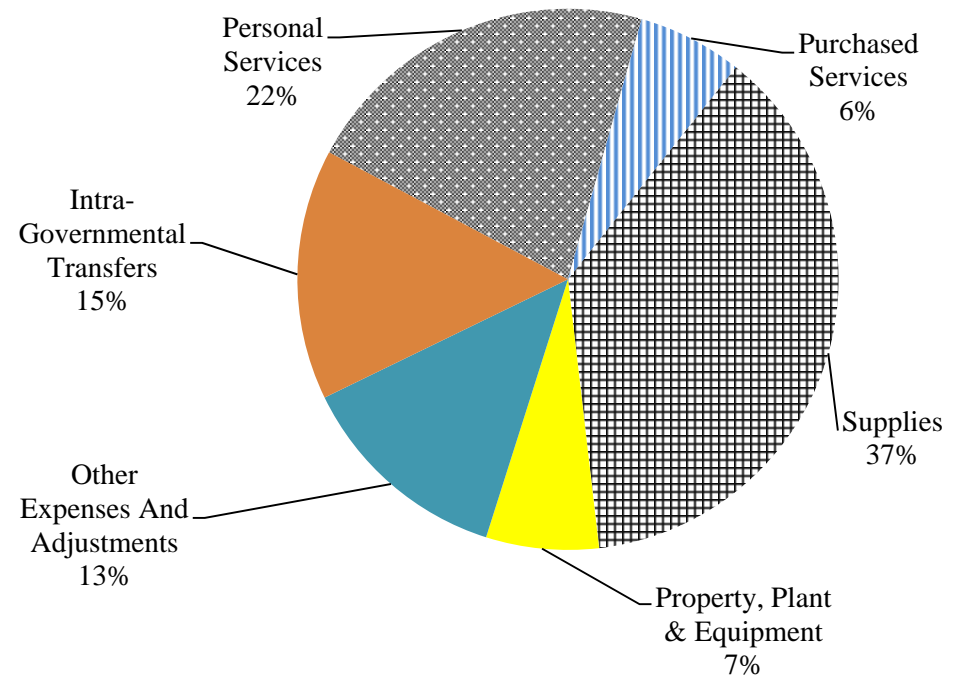
FTE: 27

Funds inmate programs, personnel, education, supplies, equipment, and miscellaneous items for indigent inmates

Receipts: \$9.6 million

- \$4.4 million Inmate Phone
- \$4.6 million Inmate Canteen

Expenditures: \$9.9 m



Inmate Welfare

Changes to the FY 2017-18 and FY 2018-19 Base Budgets

- Transfer for Managed Access: \$2,750,000
- Transfer for Harnett CI Visitor's Center: \$549,000
- Impact on Receipts of a reduction in Inmate Phone System Rates

Chaplaincy Program

FTE: 21 General Fund and 18 Receipt-Supported

Religious programs are offered at all prison facilities

Chaplains coordinate all religious programs and outside groups

Chaplains are not clergy; ensure freedom of religion

2011: Eliminated 25 Chaplains; maintained positions at 14 close custody facilities

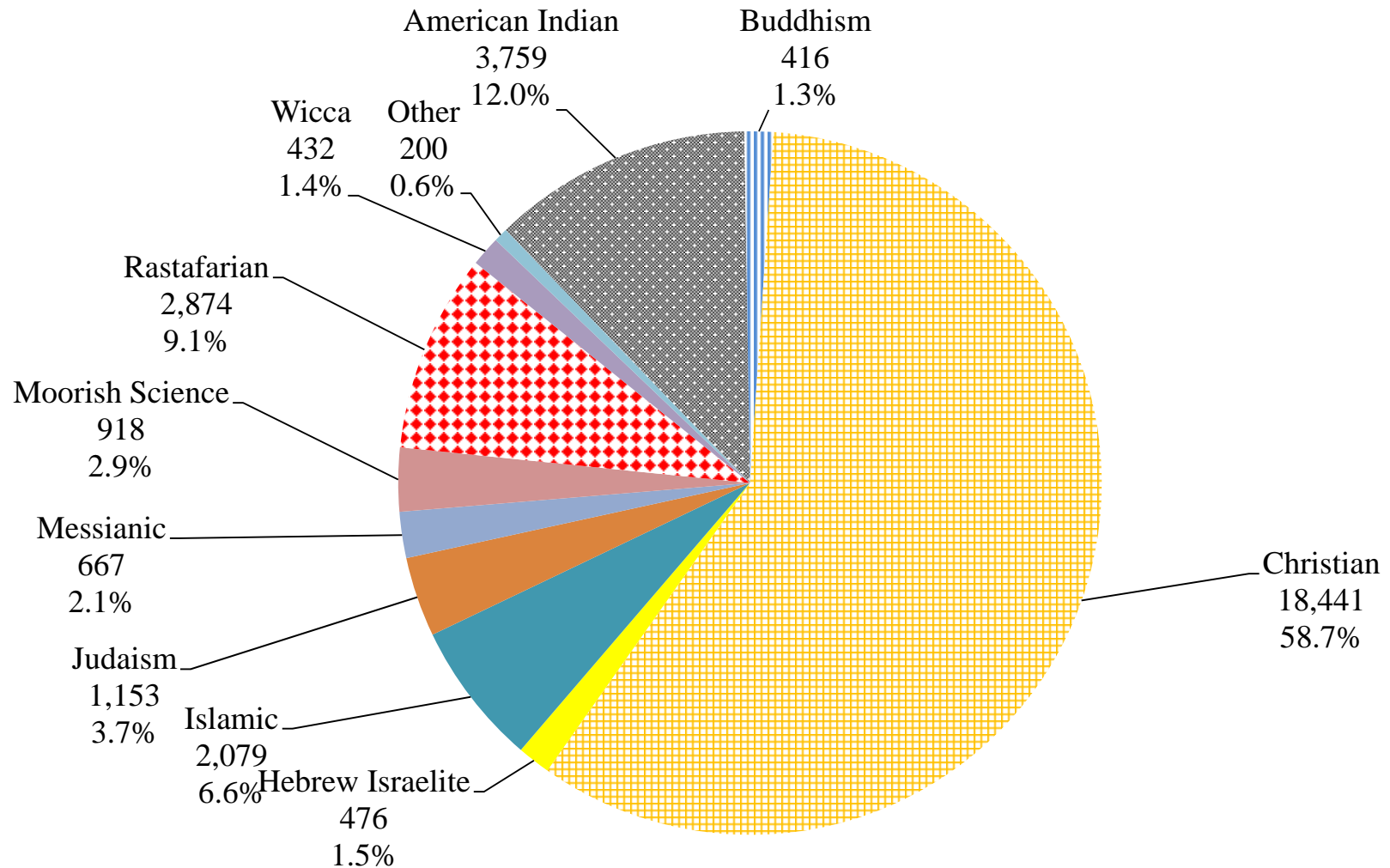
31,415 inmates participated in 14 religious practices

18 Community-Funded Chaplains at 13 prisons

FY 2015-16 volunteers per month: **8,762**



Religious Affiliations



II. Alcoholism and Chemical Dependency Programs

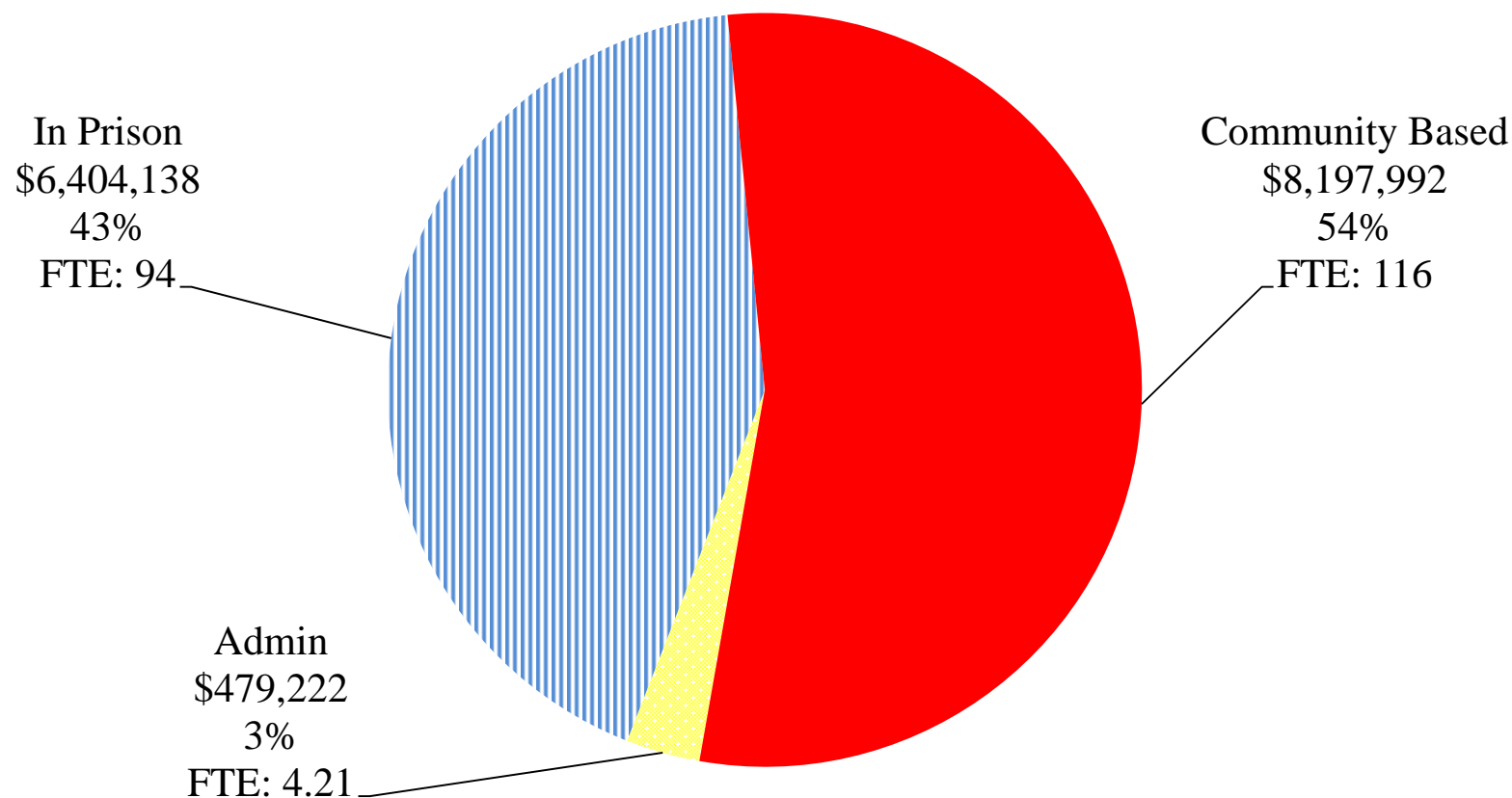
G.S. 143B-704. Division of Adult Correction – functions.

(d) The Division shall establish an alcoholism and chemical dependency treatment program. The program shall consist of a continuum of treatment and intervention services for male and female inmates, established in medium and minimum custody prison facilities, and for male and female probationers and parolees, established in community-based residential treatment facilities.

Moved under Behavioral Health Services



ACDP 2017-18 Base Budget



In-Prison Substance Abuse Treatment

FY 2017-18 Requirements: \$6,404,138

FTE: 94

Enrollment: 5,282

Daily Cost: \$18.21

- **Intermediate Residential Treatment Prison Beds (90 day)**
 - 13 programs (10 male & 3 female)
- **Long -Term Residential Treatment Prison Beds (180-365 days)**
 - 6 programs (4 male & 2 female)

Source: FY 2015-16 data from ACDP Annual Report and DPS Controller

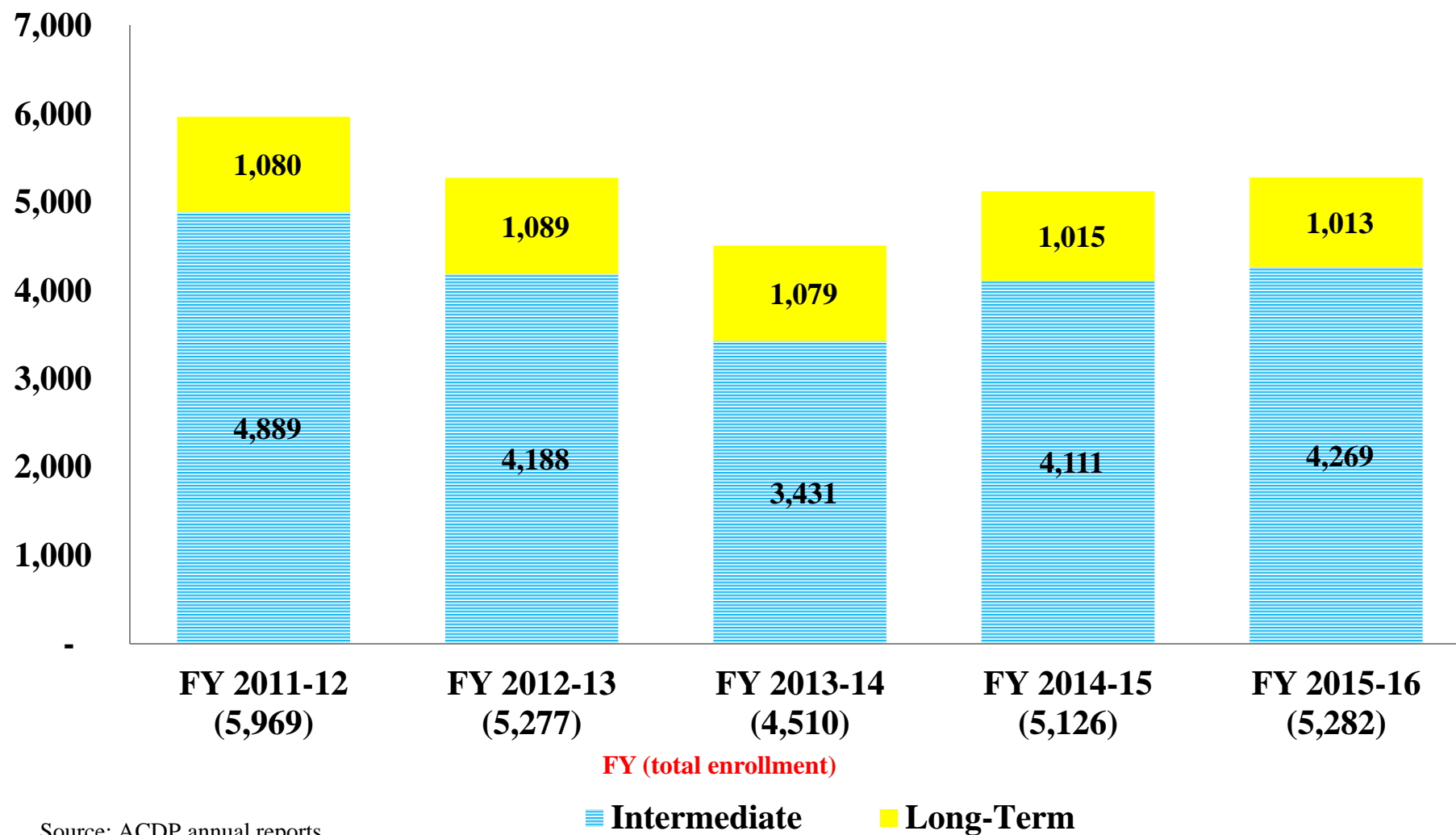
FY 2015-16 Prison Entries & SASSI Scores

Inmate Group	SASSI Score				
	1	2	3	4	5
Adult Female	228 (11%)	296 (14%)	533 (25%)	611 (29%)	456 (21%)
Adult Male	1,681 (13%)	2,231 (17%)	5,379 (42%)	2,449 (19%)	1,172 (9%)
Youth Male	228 (14%)	324 (19%)	510 (30%)	315 (19%)	309 (18%)
Totals	2,137 (13%)	2,851 (17%)	6,422 (38%)	3,375 (20%)	1,937 (12%)


Note: Scores of 3 or higher need substance abuse services

*16,722 inmates took the SASSI=Substance Abuse Subtle Screening Inventory

Annual Enrollment



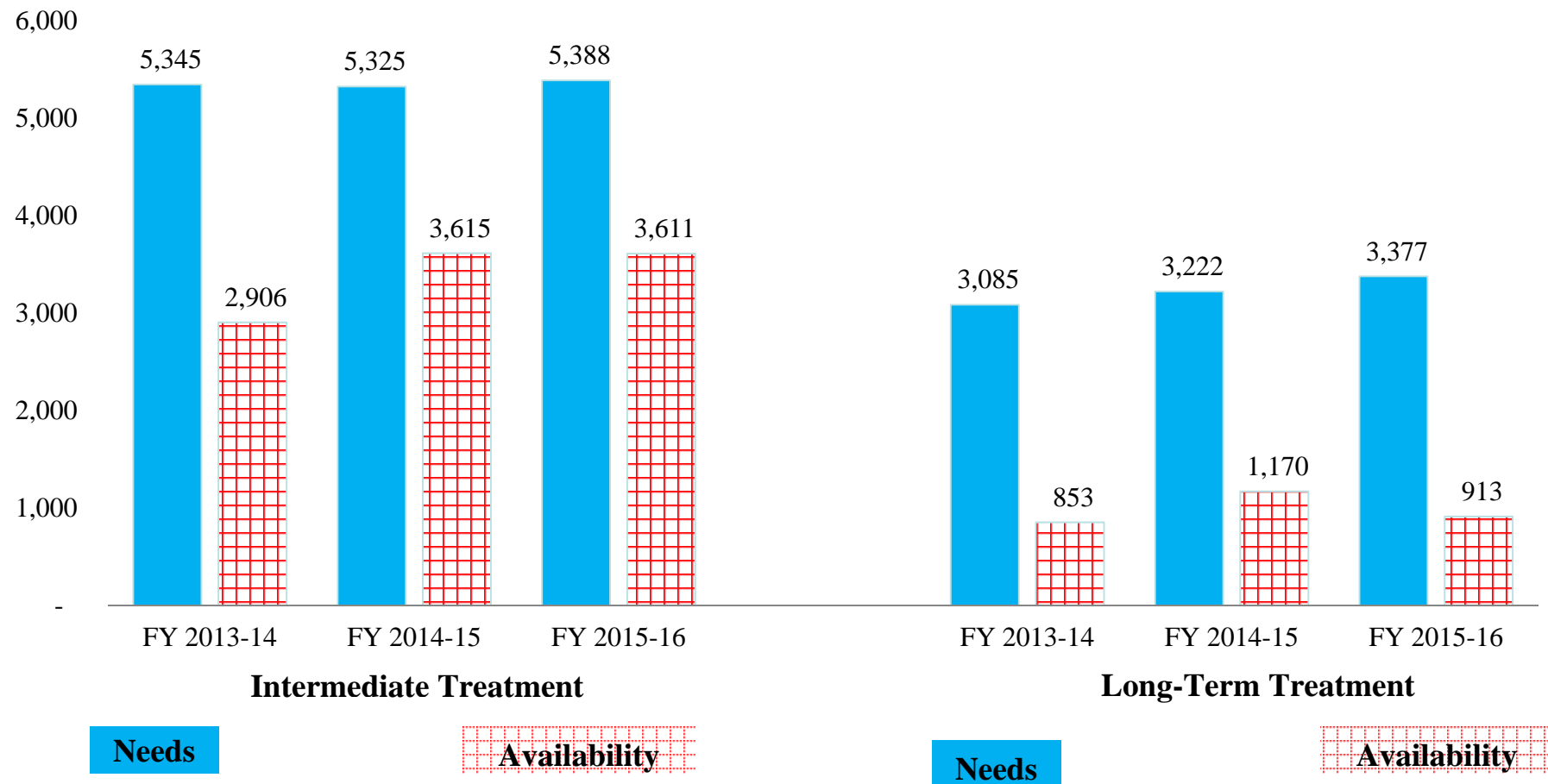
Substance Abuse Treatment Slots



* There were 32 additional intervention beds
Source: DAC, ACDP Annual Reports

FY (# of slots)

Substance Abuse Treatment Needs and Slots



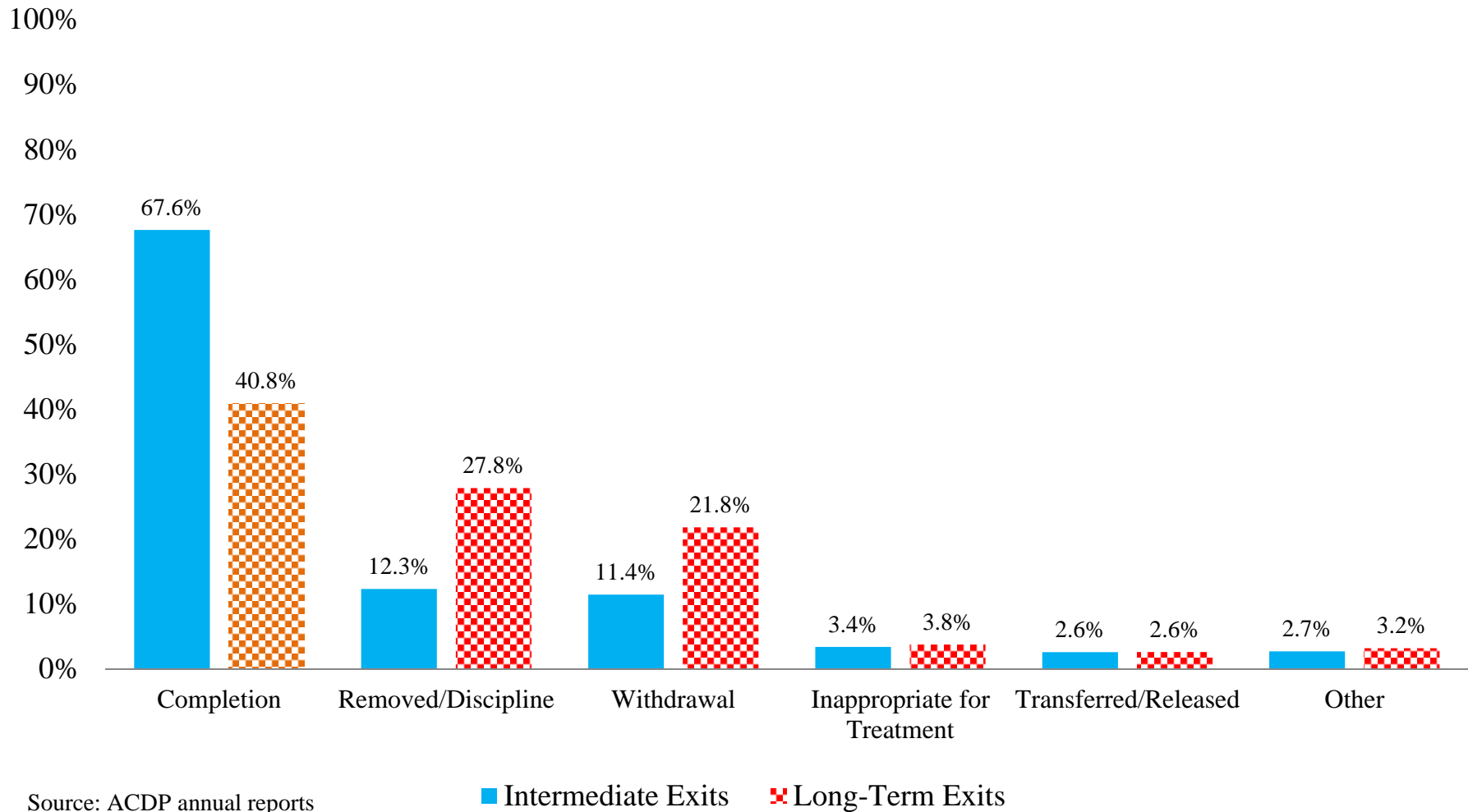
Source: DAC, ACDP Annual Reports

FY 2015-16 In-Prison Treatment Beds

Program	Slots	Length (days)	Enrolled	Capacity Utilization*	Completion
Intermediate Treatment (13 prisons)	742	90	4,269	85%	68%
Long-Term Residential (6 prisons)	318	180-365	1,013	80%	41%
Total	1,060		5,282		

Source: DAC, ACDP FY 2015-16 Annual Report

FY 2015-16 Exits from Treatment Programs



Treatment Challenges

- Not enough treatment slots
- Inmates in close custody not treated
- General medical and mental health issues
- Operational demands of prisons
- No single purpose unit/facilities for substance abuse



Not Just Making It Right. Making It Better.

III. Correction Enterprises

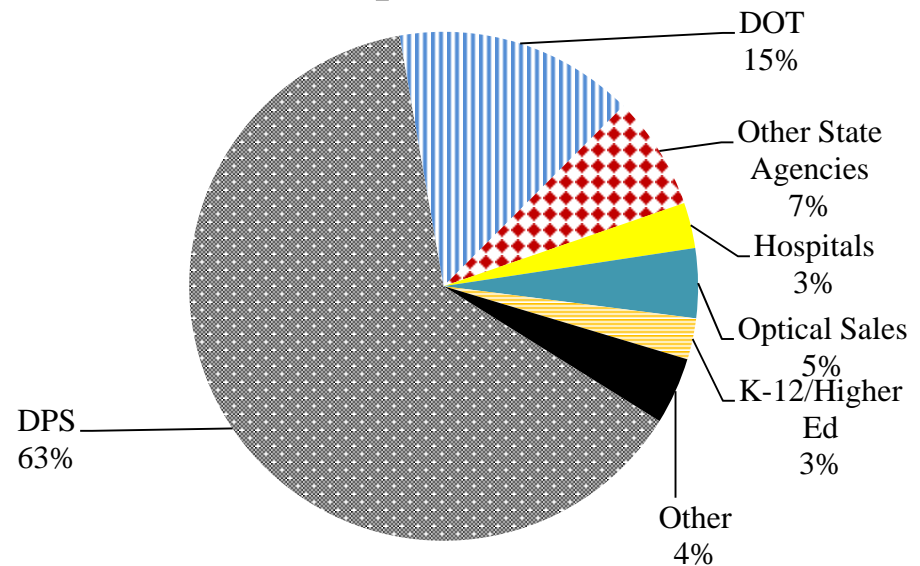


Correction Enterprises

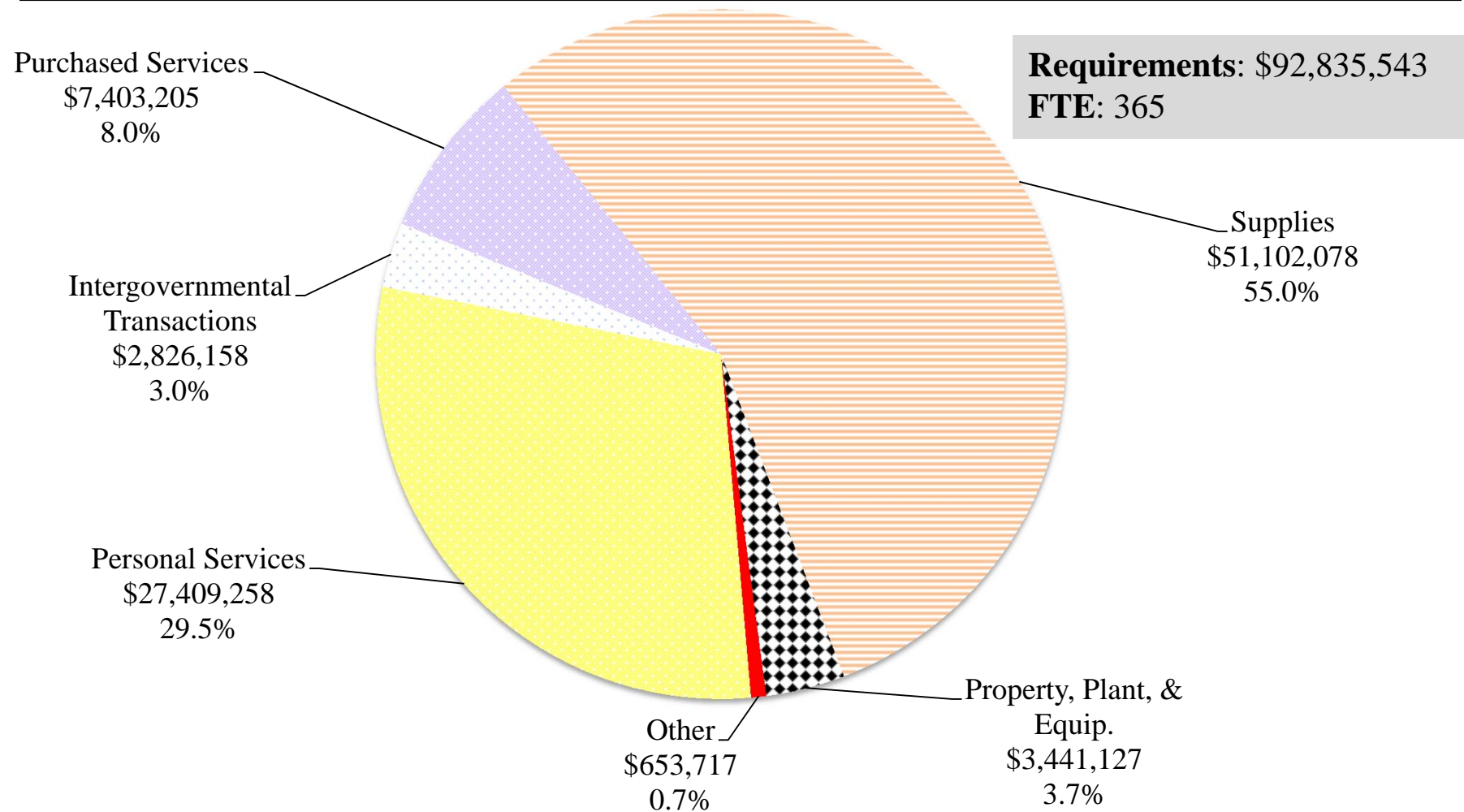
- **2nd largest** prison industry in the nation
- 15 industries at 32 plants
- \$94.9 million in revenue
- 365 employees and 2,470 inmates



Correction Enterprises Customers



Correction Enterprises FY 2017-18 Base Budget



Source: Recommended Base Budget (Worksheet I) 02/09/17



Correction Enterprises

Facts...

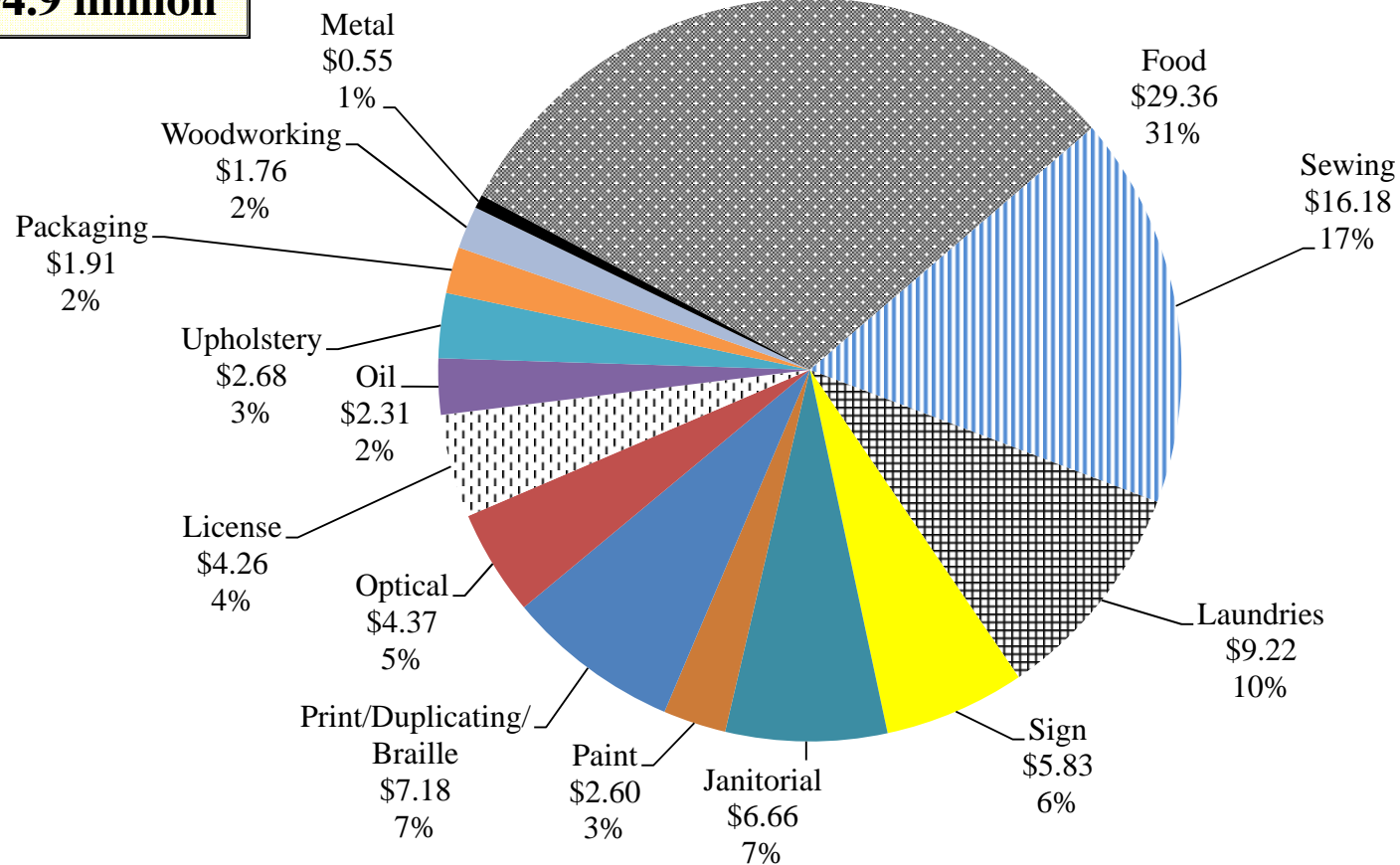
- Washed 14,101 tons of laundry
- Shipped 6,500 tons of meat
- Recycled 306 tons of license plates & signs
- Raised 39,000 chickens which lay 1 million eggs per month
- Produced 1,750 tons of beans, 900 tons of corn and 650 tons of turnip greens
- Completed 141,710 new CO shirts, and other clothing and blankets
- Produced 26.6 million copies



Source: Correction Enterprises, FY 2015-16 annual report

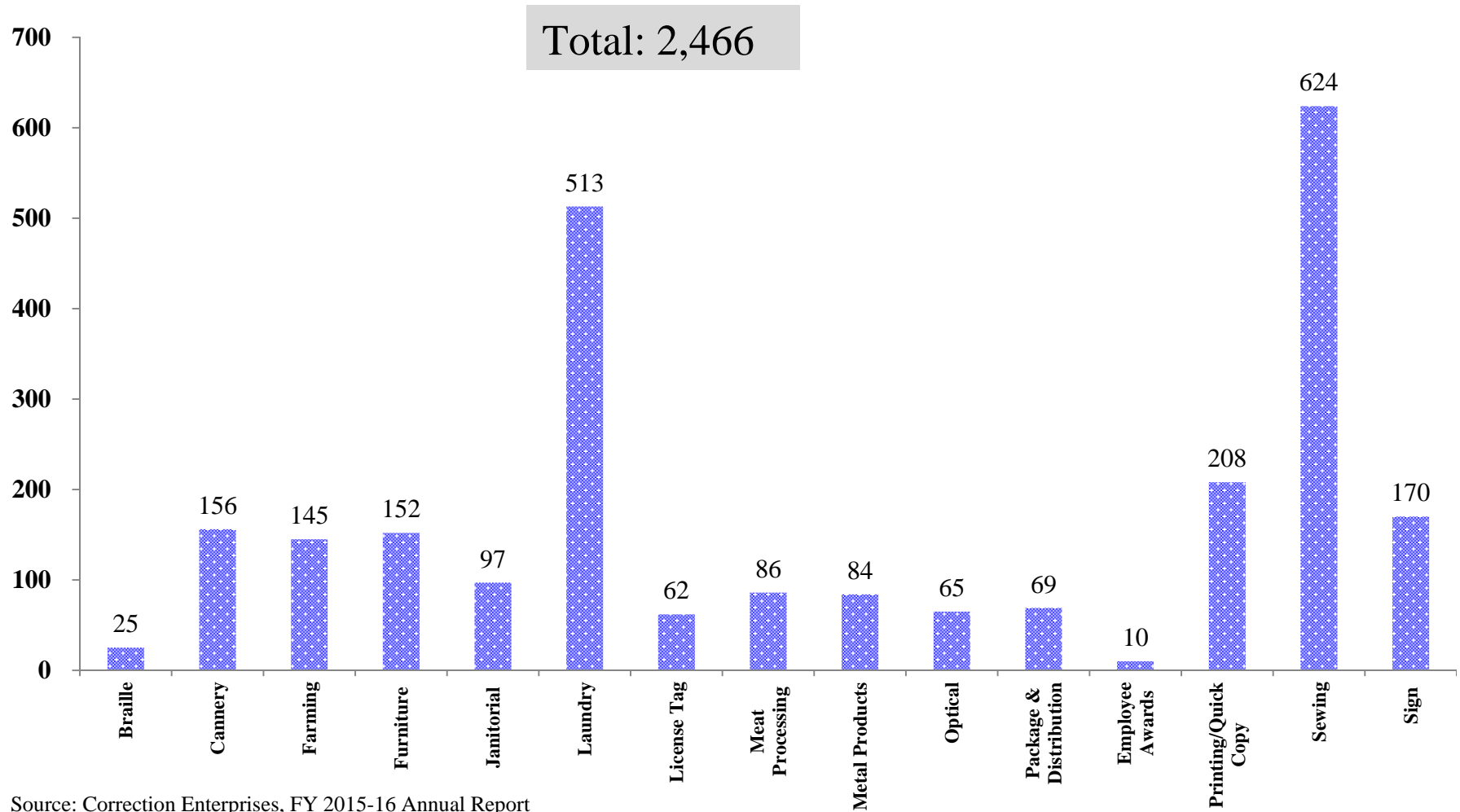
FY 2015-16 Correction Enterprises Sales

Total: \$94.9 million



Note: Figures are in millions of dollars
Source: Correction Enterprises, FY 2015-16 Annual Report

FY 2015-16 Offender Jobs



Correction Enterprises Transfers and Payments

Intergovernmental Transfers: \$2,951,303

- General Fund: \$500,000
- Crime Victims: \$241,303
- Custody/Prison Costs: \$2,210,000

Inmate Labor: \$4,593,907

- Incentive Wages: \$3,491,500
- Correction Enterprise: \$1,102,407

Correction Enterprises

Prison Industry Enhancement Certification Program (PIE)

US DOJ—Bureau of Justice program

- inmates in actual work environments;
- paid prevailing wages;
- develop skills for future employment

Customer Model—Correction Enterprise responsible

Employer Model—Business responsible

FY 2015-16: \$255,292 paid in wages and deductions

Correction Enterprises—PIE Program

Facility	Partners	Industry	# of Inmates
Warren	S2-Clean and J.W. Yount	Janitorial Products Manufacture environmentally friendly cleaning products	15 (PT)
Lanesboro	Union Supply Group	Inmate Packaging Program	40
Alexander	EBK Ottomon	Woodworking/Upholstery Manufacturing licensed collegiate ottomans	13 (PT)



"Harris, when I said 'any questions' I was using only a figure of speech."

