



North Carolina Department of Public Safety




Prisons

Roy Cooper, Governor
Eddie M. Buffaloe, Jr., Secretary

Timothy D. Moose, Chief Deputy Secretary
Todd E. Ishee, Commissioner
Brandeshawn Harris, Assistant Commissioner

MEMORANDUM

TO: Joint Legislative Oversight Committee on Justice and Public Safety

FROM: Eddie M. Buffaloe, Jr., Secretary 
Timothy D. Moose, Chief Deputy Secretary 
Todd E. Ishee, Commissioner of Prisons 

RE: Medical Cost Containment Report for Adult Corrections (FY 2021-22, Q3)

DATE: April 28, 2022

N.C.G.S. 143B-707.3

...

(c) The Department of Public Safety shall report quarterly to the Joint Legislative Oversight Committee on Justice and Public Safety and the chairs of the House of Representatives and Senate Appropriations Committees on Justice and Public Safety on:

(1) The percentage of the total inmates requiring hospitalization or hospital services who receive that treatment at each hospital.

(2) through (4) Repealed by Session Laws 2016-94, s. 17C.2A, effective July 1, 2016.

(4a) The volume of scheduled and emergent services listed by hospital and, of that volume, the number of those services that are provided by contracted and noncontracted providers.

(4b) The volume of scheduled and emergent admissions listed by hospital and, of that volume, the percentage of those services that are provided by contracted and noncontracted providers.

(5) The volume of inpatient medical services provided to Medicaid-eligible inmates, the cost of treatment, the estimated savings of paying the nonfederal portion of Medicaid for the services, and the length of time between the date the claim was filed and the date the claim was paid.

Mailing Address:
4260 Mail Service Center
Raleigh, NC 27699-4260

www.ncdps.gov



Office Location:
831 West Morgan Street
Raleigh, NC 27603
Phone: 919-838-4000
Fax: 919-733-8272

(5a) The status of the implementation of the claims processing system and efforts to address the backlog of unpaid claims.

(6) The hospital utilization, including the amount paid to individual hospitals, the number of inmates served, the number of claims, and whether the hospital was a contracted or noncontracted facility.

(7) The total cost and volume for the previous fiscal quarter for emergency room visits originating from Central Prison and NCCIW Hospitals to UNC Hospitals, UNC Rex Healthcare, and WakeMed Hospital.

(8) The total payments for Medicaid and nonMedicaid eligible inmates to UNC Hospitals, UNC Rex Healthcare, and WakeMed Hospital, including the number of days between the date the claim was filed and the date the claim was paid.

(9) A list of hospitals under contract.

(10) The reimbursement rate for contracted providers. The Department shall randomly audit high-volume contracted providers to ensure adherence to billing at the contracted rate.

Reports submitted on August 1 shall include totals for the previous fiscal year for all the information requested.

Overview

The Department of Public Safety (DPS) is responsible for providing constitutionally mandated healthcare to the offender population, which includes medical, mental health and dental care. The Health Services section provides routine outpatient care in 55 facilities across the state and inpatient care at Central Prison Healthcare Complex and North Carolina Correctional Institute for Women. DPS also provides emergent and urgent care as necessary in all facilities. External providers are consulted when the clinical presentation requires services beyond the scope of the facility.

A contracted facility has signed a contract to provide medical care at a negotiated rate above the legislative rate of 70% of billed charges or twice the Medicaid rate. A non-contracted facility agrees to charge at the legislatively mandated rate.

Unless otherwise indicated, the data in this report is for the period of January 1, 2022, and March 31, 2022.

(1) The percentage of total inmates requiring hospitalization or hospital services who receive that treatment at each hospital.

Attachment A provides the facility/provider, the amount paid and the volume and percentage of claims. It includes all external, contracted, and non-contracted services for the quarter.

(4a) The volume of scheduled and emergent services listed by hospital and, of that volume, the number of those services that are provided by contracted and noncontracted providers.

During the quarter, there were 1468 episodes that required treatment at a community hospital. Of those episodes, 556 were at contract hospitals, while 912 were at non-contract hospitals. Attachment B provides the volume by hospital.

(4b) The volume of scheduled and emergent admissions listed by hospital and, of that volume, the percentage of those services that are provided by contracted and noncontracted providers.

Attachment C shows the scheduled and emergent admissions for the quarter. This includes 332 admissions from emergent services and 34 scheduled admissions. Contract hospitals provided 53.28% of the services, and non-contract hospitals provided 46.72% of the services.

(5) The volume of inpatient medical services provided to Medicaid-eligible inmates, the cost of treatment, the estimated savings of paying the nonfederal portion of Medicaid for the services, and the length of time between the date the claim was filed and the date the claim was paid.

During the quarter, 120 cases were identified as eligible for Medicaid. Based upon the State Auditor's May 2012 Financial Related Audit Report, the average savings of each case would be \$18,181.81. Using the methods applied in the audit, the estimated savings for the quarter would be approximately \$1,909,090.05. Information regarding the length of time between the date the claim was filed and the date the claim was paid is not available to DPS. Once the application is completed, it is processed at the county level and then sent to DHHS for payment.

(5a) The status of the implementation of the claims processing system and efforts to address the backlog of unpaid claims.

The third-party claims management vendor began processing claims for DPS on August 1, 2021. There currently is no backlog of claims, and the vendor pays all qualified bills within 30 days of submission.

(6) The hospital utilization, including the amount paid to individual hospitals, the number of inmates served, the number of claims, and whether the hospital was a contracted or noncontracted facility.

Attachment A includes these data points.

(7) The total cost and volume for emergency room visits originating from Central Prison and NCCIW Hospitals to UNC Hospitals, UNC Rex Healthcare, and WakeMed Hospital.

Table 1 shows the cost and volume for emergency room visits UNC Hospitals, UNC Rex Healthcare, and WakeMed Hospital.

Table 1. Volume and Cost by Hospital

Facility	Provider Name	Volume of Claims	Cost	Paid
CENTRAL PRISON	UNIV OF NC HOSPITALS	3	\$3,641.00	\$0.00
CENTRAL PRISON	NC HEART AND VASCULAR	26	\$51,993.00	\$23,350.99
CENTRAL PRISON	WAKEMED	99	\$164,947.62	\$24,550.82
NC CI WOMEN	UNIV OF NC HOSPITALS	3	\$4,841.00	\$2,998.65
NC CI WOMEN	NC HEART AND VASCULAR	16	\$27,263.00	\$12,557.17
NC CI WOMEN	WAKEMED	133	\$248,046.76	\$51,697.62
		280	\$500,732.38	\$115,155.25

(8) The total payments for Medicaid and non-Medicaid eligible inmates to UNC Hospitals, UNC Rex Healthcare, and WakeMed Hospital, including the number of days between the date the claim was filed and the date the claim was paid.

Table 2 shows the total payments to Medicaid and non-Medicaid eligible inmates, the average days for payment of claims and the total claims for the quarter.

Table 2. Average Days for Payment of Claims

Provider Name	Paid	Average Days from Submission to Payment	Number of Claims
UNIV OF NC HOSPITALS	\$4,824,957.30	10	1686
NC HEART AND VASCULAR	\$513,667.28	103	508
WAKEMED	\$528,409.90	52	135
	\$5,867,034.48	55	2,329

(9) A list of hospitals under contract.

As of March 31, 2022, DPS has contracted with 26 health care systems across the state. The systems are listed below.

- Beaufort County Hospital
- Bertie Memorial Hospital
- Blue Ridge Regional Hospital
- Blue Ridge Healthcare System
- Caldwell Memorial Hospital
- Catawba Valley Medical Center
- Chatham Hospital Inc
- Cherry Hospital
- Chowan Hospital
- Duplin General Hospital
- First Health of the Carolinas
- Hoke Memorial
- Kindred Hospital
- Montgomery Memorial Hospital
- Moore Regional Hospital
- New Hanover Regional Hospital
- Outer Banks Hospital
- Pender Memorial Hospital
- Pitt County Memorial Hospital
- Rex Healthcare
- Richmond Memorial Hospital
- Roanoke – Chowan Hospital
- Scotland Memorial Hospital
- University of NC Hospitals
- Vidant North Hospital
- Vidant Edgecombe Hospital

During this quarter, the outpatient specialty clinics held at Central Prison Healthcare Complex (CPHC) reveal that 989 patients were evaluated. Clinics conducted at CPHC included podiatry, orthopedics, orthotics, audiology, nephrology, ophthalmology, optometry, urology, and telemedicine. Statistics from NCCIW reveal that 468 specialty encounters occurred during the same timeframe. No outpatient surgical procedures were performed during this quarter at CPHC. In addition, 90 MRI studies were performed in the mobile MRI unit at CPHC.

(10) The reimbursement rate for contracted providers. The Department shall randomly audit high-volume contracted providers to ensure adherence to billing at the contracted rate.

Table 3 includes the reimbursement rate for contracted providers as of March 31, 2022. During the quarter, DPS audited 128 claims of contracted providers that were over \$100,000. The audit found 76% of claims were paid according to the provider's contracted rate. The denied claims included Medicaid-eligible offenders or billing errors.

Table 3. Reimbursement Rates

Provider Name	Reimbursement Rate
CHS BLUE RIDGE MORGANTON	70% of billed or 2X Medicare (lesser of)
MH BLUE RIDGE MED CENTER	70% of billed or 2X Medicaid (lesser of)
MH MISSION HOSP MCDOWELL	70% of billed or 2X Medicaid (lesser of)
MH MISSION HOSPITAL LLP	70% of billed or 2X Medicaid (lesser of)
CATAWBA VALLEY MEDICAL CENTER	70% of billed or 2X Medicaid (lesser of)
ROANOKE CHOWAN HOSPITAL	70% of billed or 2X Medicare (lesser of)
EAST CAROLINA HEALTH CHOWAN	70% of billed or 2X Medicare (lesser of)
BERTI MEMORIAL HOSPITAL	70% of billed or 2X Medicare (lesser of)
HERITAGE HOSPITAL	70% of billed or 2X Medicare (lesser of)
THE OUTER BANKS HOSPITAL INC	70% of billed or 2X Medicare (lesser of)
PITT COUNTY MEMORIAL HOSPITAL	70% of billed or 2X Medicare (lesser of)
BEAUFORT HOSPITAL	70% of billed or 2X Medicare (lesser of)
DUPLIN GENERAL HOSPITAL	70% of billed or 2X Medicare (lesser of)
HALIFAX REGIONAL MEDICAL CENTER	70% of billed or 2X Medicare (lesser of)
FIRSTHEALTH	62% of billed or 2.6X Medicaid (lesser of)
KINDRED HOSPITAL GREENSBORO	53% of billed charges
CALDWELL MEMORIAL HOSPITAL	2.4X Medicare
UNIV OF NC HOSPLITALS	2.4X Medicare
CHATHAM HOSPITAL	2.4X Medicare
NOVANT NEW HANOVER REGIONAL MED CTR	70% of billed or 2X Medicare (lesser of)
REX HOSPITALS INC	2.4X Medicare
NEW HANOVER REGIONAL MED CTR	70% of billed or 2X Medicare (lesser of)
PENDER MEMORIAL HOSPITAL	70% of billed or 2X Medicare (lesser of)
SCOTLAND MEMORIAL HOSPITAL	70% of billed or 2X Medicare (lesser of)

ATTACHMENT A**PAYMENT AND CLAIMS DATA BY PROVIDER (January – March 2022)**

Facility	Contracted	Paid	Volume of Claims	Inmate Volume	% of Total Inmates
UNC FACULTY PHYSICIANS	Y	\$1,100,368.06	2819	1165	10.210%
UNIV OF NC HOSPITALS	Y	\$4,824,957.30	1840	1176	10.307%
NC HEART AND VASCULAR	Y	\$513,667.28	1068	152	1.332%
GEORGE R KILPATRICK JR MD PA	N	\$61,606.92	846	20	0.175%
PITT COUNTY MEMORIAL HOSPITAL	N	\$75,627.14	689	185	1.621%
EASTERN RADIOLOGIST INC	N	\$35,323.58	676	264	2.314%
DYNAMIC PHYSIATRY PLLC	N	\$69,831.44	581	28	0.245%
UNC P AND A CLINICAL PATHOLOGY	Y	\$22,230.41	454	267	2.340%
DUKE UNIVERSITY HOSPITAL	N	\$76,450.47	452	114	0.999%
WAKEMED SPECIALISTS GROUP LLC	N	\$61,671.10	441	80	0.701%
COASTAL PLAINS PATHOLGY PA	N	\$17.50	432	125	1.096%
SCOTLAND MEMORIAL HOSPITAL	N	\$338,971.74	415	139	1.218%
ALBEMARLE ORTHO & SPORTS	N	\$87,024.90	385	81	0.710%
CATAWBA VALLEY MEDICAL CENTER	N	\$731,553.36	377	192	1.683%
CAROLINA DIGESTIVE CARE	N	\$72,847.53	370	167	1.464%
RALEIGH PATHOLOGY LAB ASSOC	N	\$748.46	358	136	1.192%
WAKE RADIOLOGY CONSULTANT PA	N	\$21,125.09	342	170	1.490%
ATRIUM HLTH UNIVERSITY CITY	N	\$1,009,923.52	339	207	1.814%
CHARLOTTE RADIOLOGY	N	\$25,941.53	296	188	1.648%
ARA HEALTH SPECIALISTS	N	\$13,147.71	291	97	0.850%
WAKEMED	N	\$56,422.28	290	163	1.429%
MISSION HEALTH MAUZY PHILLIPS	N	\$606,048.54	289	191	1.674%
PALLADIUM PRIMARY CARE	N	\$44,408.00	258	23	0.202%
NOVA MEDICAL ASSOCIATES	N	\$25,480.00	255	5	0.044%
RALEIGH RADIOLOGY ASSOCIATES	N	\$13,737.42	254	92	0.806%
BLUE RIDGE HEALTHCARE	N	\$651,376.89	233	183	1.604%
CATAWBA VALLEY MEDICAL CENTER	N	\$18,271.30	232	129	1.131%
DUKE HEALTH RALEIGH HOSPITAL	N	\$620,904.95	225	111	0.973%
MISSION COMMUNITY ANESTHESIOLO	N	\$45,445.11	214	62	0.543%
UNC CARDIOLOGY AT LUMBERTON	Y	\$91,762.20	213	93	0.815%
PITT COUNTY MEMORIAL HOSPITAL	Y	\$1,061,890.30	213	169	1.481%
DELANEY RADIOLOGISTS PA	N	\$13,332.63	211	90	0.789%
HOSPITAL PHYSICIAN SERVICES	N	\$24,346.08	206	29	0.254%
WAYNE RADIOLOGISTS PA	N	\$7,403.76	206	75	0.657%
RANDOLPH PRIMARY CARE PA	N	\$75,464.90	197	12	0.105%
APOGEE MEDICAL GROUP NORTH	N	\$16,057.36	197	22	0.193%
WAKEMED	N	\$528,409.90	195	129	1.131%
COLUMBUS REGIONAL HEALTHCARE S	N	\$313,073.27	178	109	0.955%
NASH HOSPITALS INCORPORATED	N	\$610,849.51	177	136	1.192%
JOHNSTON HEALTH SERVICES CORP	N	\$314,597.86	177	91	0.798%
FIRSTHEALTH MONTGOMERY MEMORIAL HOSPITA	Y	\$299,923.80	177	104	0.911%
CAROLINAS HOSPITALIST GROUP	N	\$19,333.46	175	47	0.412%
COLUMBUS REGIONAL HEALTHCARE	N	\$13,591.70	174	104	0.911%
ECU PHYSICIANS DIAGNOSTIC	N	\$1,972.92	173	83	0.727%
COGENT HEALTHCARE OF NORTH CAR	N	\$45,177.86	166	57	0.500%
WILMINGTON PATHOLOGY	N	\$2,392.46	155	92	0.806%
CHS ANESTHESIA SERVICES GROUP	N	\$21,144.30	153	66	0.578%
AMERICAN ANESTHESIOLOGY OF NC	N	\$18,645.70	150	56	0.491%
TRIAD RADIOLOGY ASSOCIATES PLL	N	\$5,119.94	147	19	0.167%

NASH XRAY ASSOC PA	N	\$11,218.71	145	81	0.710%
WAYNE MEMORIAL HOSPITAL	N	\$412,487.86	144	109	0.955%
SOUTHEASTERN REGIONAL MED	N	\$312,663.12	130	87	0.762%
CAROLINAEAST MEDICAL CENTER	N	\$356,512.21	125	93	0.815%
PATHOLOGY ASSOC OF KINSTON	N	\$617.86	122	79	0.692%
WAKE FOREST EMERGENCY PROVIDERS	N	\$25,111.66	115	84	0.736%
ALLIANCE MEDICAL ASSOCIATES	N	\$62,776.62	115	19	0.167%
MECKLENBURG RADIOLOGY ASSOC	N	\$7,869.94	114	35	0.307%
NORTH CAROLINA NEPHROLOGY	N	\$2,310.00	112	23	0.202%
RALEIGH EMERGENCY MED ASSOC	N	\$19,844.22	106	80	0.701%
CAROLINA ANESTHESIA AND PAIN	N	\$12,579.00	104	10	0.088%
KINDRED HOSPITAL GREENSBORO	Y	\$5,634,515.60	104	32	0.280%
LENOIR MEMORIAL HOSPITAL	N	\$288,055.46	103	84	0.736%
NC EMERGENCY PHYSICIANS LLC	N	\$29,711.80	103	63	0.552%
CAROLINAS EMERGENCY GROUP	N	\$24,438.54	101	87	0.762%
DLP MARIA PARHAM MEDICAL CENTE	N	\$244,324.56	101	71	0.622%
ECU SCHOOL OF MEDICINE CLINIC	N	\$19,530.60	99	32	0.280%
CAROLINAS PATHOLOGY GROUP PA	N	\$4,633.66	98	78	0.684%
KINSTON PHYSICIANS GROUP PLLC	N	\$27,531.96	97	75	0.657%
SBN INCORPORATED	N	\$21,595.00	95	17	0.149%
NHMGCR HOSPITALIST	N	\$14,755.77	95	34	0.298%
PINEHURST PATHOLOGY CENTER INC	N	\$566.28	92	44	0.386%
NOVANT MEDICAL GROUP INC	N	\$20,491.94	91	24	0.210%
ROBESON HOSPITALIST GROUP PLLC	N	\$10,406.32	88	22	0.193%
TESFAYE D FANTA MD PLLC	N	\$19,325.36	86	20	0.175%
EMERGENCY COVERAGE CORPORATION	N	\$19,958.28	83	71	0.622%
STANLY COUNTY IMAGING PLLC	N	\$5,094.55	77	36	0.316%
WILMINGTON HEALTH PLLC	N	\$16,134.76	77	16	0.140%
RALEIGH INFECTIOUS DISEASE	N	\$3,034.60	76	15	0.131%
ATLANTIC UROLOGY	N	\$11,203.30	73	15	0.131%
SOUTHEAST ANESTHESIOLOGY CONSU	N	\$14,225.77	71	59	0.517%
CAROLINAS MEDICAL CENTER	N	\$111,301.52	71	27	0.237%
HCA REGIONAL TRANSPORT SERV	N	\$437,217.99	71	61	0.535%
NASH HEALTHCARE SYSTEM PHYSICI	Y	\$8,485.20	70	34	0.298%
EAST CAROLINA ANESTHESIA ASSOCIATES	N	\$17,210.32	69	34	0.298%
NOVANT HEALTH NEW HANOVER	N	\$435,862.62	66	54	0.473%
FIRSTHEALTH MOORE REG	N	\$9,449.16	62	21	0.184%
SAMPSON REGIONAL MED CTR	N	\$49,859.58	62	44	0.386%
GREENSBORO RADIOLOGY	N	\$1,674.34	62	19	0.167%
CAROLINA UROLOGY ASSOCIATION	N	\$12,891.90	61	17	0.149%
RANDOLPH PULMONARY AND SLEEP	N	\$9,527.00	59	6	0.053%
CENTRAL HARNETT HOSPITAL	N	\$144,519.43	57	38	0.333%
ROWAN DIAGNOSTIC CLINIC	N	\$9,382.96	57	15	0.131%
GOLDSBORO EMERGENCY MED	N	\$11,199.64	57	36	0.316%
ROBESON EMERGENCY PHYSICIANS	N	\$15,569.50	57	50	0.438%
SANDHILLS EMERGENCY PHY	N	\$14,815.62	55	43	0.377%
WAKE FOREST UNIV HEALTH	N	\$6,424.46	54	28	0.245%
NOVANT HEALTH	N	\$11,317.41	53	37	0.324%
EMP OF CRAVEN COUNTY PLLC	N	\$12,871.00	52	46	0.403%
NEW HANOVER REGIONAL MEDICAL	N	\$14,934.76	52	41	0.359%
MOSES CONE HEALTH SYSTEM	N	\$206,319.00	51	42	0.368%
SE PATHOLOGY ASSOC PA	N	\$2,804.04	50	25	0.219%
NEW HANOVER REGIONAL MEDICAL C	Y	\$220,037.72	48	21	0.184%

MORGANTON ANESTHESIA PARTNERS	N	\$8,896.62	47	23	0.202%
WESTERN PIEDMONT ANESTHESIA PA	N	\$8,292.08	46	40	0.351%
COLUMBUS EMERGENCY GROUP	N	\$10,604.14	46	39	0.342%
MOSES CONE PHYSICIAN SERV	N	\$14,842.74	46	21	0.184%
CAPE FEAR VALLEY HARNETT	N	\$8,842.12	43	16	0.140%
DURHAM RADIOLOGY ASSOC INC	N	\$2,952.95	41	19	0.167%
THE WOUND CARE CENTER	N	\$5,310.16	40	8	0.070%
FRYE REGIONAL MEDICAL CTR	N	\$16,075.38	40	8	0.070%
CEP IM-POLLOCKSVILLE	N	\$10,969.42	39	23	0.202%
SE REGIONAL PHYSICIAN SERVICES	N	\$13,642.30	39	25	0.219%
NOVANT HEALTH ROWAN MEDICAL CT	N	\$144,835.01	38	31	0.272%
NEPHROLOGY ASSOCIATES PLLC	N	\$2,367.40	38	1	0.009%
EAST CAROLINA HEALTH	N	\$58,856.94	38	11	0.096%
SAMPSON REGIONAL EMERGENCY	N	\$7,914.78	38	31	0.272%
WESTERN CAROLINA EMERGENCY	N	\$8,898.58	36	26	0.228%
BERTIE MEMORIAL HOSPITAL	Y	\$98,225.17	36	29	0.254%
BULL CITY PHYSICIANS	N	\$10,643.80	36	33	0.289%
ECKERT PATHOLOGY ASSOC PA	N	\$1,379.84	35	21	0.184%
EASTERN NEPHROLOGY ASSOCIATES	N	\$2,150.28	35	9	0.079%
NOVANT HEALTH FORSYTH MED CTR	N	\$158,161.93	34	17	0.149%
TRIANGLE ORTHOPAEDIC ASSOCIATE	N	\$40,349.00	34	22	0.193%
FIRSTHEALTH CARDIOLOGY PMC	N	\$4,299.88	32	8	0.070%
NORTHERN CAROLINA SURGICAL	N	\$1,835.96	32	10	0.088%
DHP OF NORTH CAROLINA PC	N	\$5,923.24	31	9	0.079%
HALIFAX REGIONAL MEDICAL CENTER	Y	\$44,702.66	31	25	0.219%
ROWAN REGIONAL IP	N	\$3,490.76	31	4	0.035%
SCOTLAND MEDICAL CTR	N	\$168.00	31	7	0.061%
MARIA PARHAM MEDICAL CENTER	N	\$10,514.88	30	26	0.228%
CAROLINA SURGERY AND CANCER CT	N	\$17,706.82	29	24	0.210%
CLINTON X RAY ASSOC	N	\$2,020.70	29	28	0.245%
GEM CAPITAL PHYSICIANS PLLC	N	\$6,738.46	28	26	0.228%
SENTARA ALBEMARLE MEDICAL CENT	N	\$34,874.03	27	17	0.149%
BLUE RIDGE PATHOLOGY ASSOC	N	\$1,387.08	27	16	0.140%
CAROLINA RADIOLOGY	N	\$1,215.78	27	9	0.079%
WALTERS SURGICAL ASSOCIATES	N	\$12,087.52	26	16	0.140%
CATAWBA VALLEY MEDICAL GROUP	N	\$3,278.98	25	16	0.140%
NORTH CAROLINA BAPTIST HOSPITA	N	\$21,120.51	24	14	0.123%
EASTERN MEDICAL ASSOCIATES PA	N	\$5,569.34	24	6	0.053%
EAST CAROLINA HEALTH CHOWAN	Y	\$64,528.21	23	22	0.193%
FIRSTHEALTH CARDIOLOGY	N	\$1,288.52	22	10	0.088%
HARNETT EMERGENCY PHYSICIANS P	N	\$6,319.82	22	20	0.175%
COMMUNITY GENERAL HOSPITAL	N	\$50,462.76	22	18	0.158%
ASHISH SINGH MD	N	\$19,235.44	21	5	0.044%
MCLEOD CARIOTHORACIC VASCULAR	N	\$1,175.76	21	5	0.044%
MID ATLANTIC EMERGENCY MED	N	\$5,994.76	21	17	0.149%
RANDOLPH ORTHOPEDICS & SPORTS	N	\$66,637.76	21	14	0.123%
LORIS SEACOAST HOSPITALIST	N	\$29,370.58	20	7	0.061%
CAPE FEAR VALLEY NEUROLOGY	N	\$473.10	20	3	0.026%
AMERICAN ONCOLOGY PARTNERS	N	\$125.92	20	3	0.026%
OBAN ANESTHESIA ASSOCIATES PLL	N	\$1,722.18	19	13	0.114%
PIEDMONT PATHOLOGY ASSOC	N	\$1,616.86	19	18	0.158%
LAUCHWOOD PATHOLOGY ASSOCIATES	N	\$1,647.58	19	17	0.149%
CAROLINA DIGESTIVE HLTH ASSOC	N	\$7,035.90	19	18	0.158%

PATHOLOGISTS DIAGNOSTIC	N	\$104.02	19	8	0.070%
WATERWAY EMERGENCY PHYSICIANS	N	\$4,127.68	18	16	0.140%
CARTERET GENERAL HOSPITAL	N	\$48,851.32	18	12	0.105%
COASTAL PULMONARY MEDICINE PA	N	\$3,063.42	18	4	0.035%
CBO MPMC EMERGENCY	N	\$12,892.21	18	5	0.044%
CAROMONT REGIONAL MED	N	\$27,761.09	17	12	0.105%
CAROLINA KIDNEY ASSOCIATES PA	N	\$1,207.50	17	4	0.035%
CRAVEN PATHOLOGY ASSOC INC	N	\$7.00	17	14	0.123%
CENTRAL CAROLINA HOSPITAL	N	\$14,754.97	17	16	0.140%
COASTAL INFECTIOUS DISEASE	N	\$1,749.64	16	5	0.044%
REGIONAL ANESTHESIA PLLC	N	\$5,413.69	16	12	0.105%
CENTRAL EMERG PHYSICIANS	N	\$3,655.16	16	12	0.105%
PASQUOTANK RIVER INPT SRVC	N	\$1,870.06	16	4	0.035%
FRYE REGIONAL MEDICAL CENTER	N	\$210,655.16	16	13	0.114%
DIGESTIVE DISEASE CENTER PA	N	\$1,214.12	16	5	0.044%
JAMES S COXE III MD PA	N	\$490.68	15	5	0.044%
RALEIGH NEUROLOGY ASSOC	N	\$2,068.22	15	3	0.026%
COASTAL CAROLINA HEALTHCARE	N	\$615.28	15	12	0.105%
CAROLINA RADIOLOGY CONSULTANTS	N	\$420.66	14	6	0.053%
EMERGENCY MEDICINE PHYS MECKLE	N	\$3,562.68	14	14	0.123%
CALDWELL MEMORIAL HOSPITAL	Y	\$40,211.20	14	10	0.088%
MID CAROLINA RADIOLOGY	N	\$531.28	14	11	0.096%
BOICE WILLIS CLINIC PA	N	\$5,332.50	14	8	0.070%
ORTHO CAROLINA PA	N	\$12,520.78	14	12	0.105%
SURGICAL ASSOCIATES OF ASHEBOR	N	\$6,593.52	14	7	0.061%
PINEHURST SURGICAL CLINIC	N	\$695.24	13	5	0.044%
CARTERET HEARTH CARE	N	\$2,440.02	13	11	0.096%
DLP FRYE MEDICAL GROUP	N	\$8,071.91	13	7	0.061%
ASSOCIATED UROLOGISTS OF NORTH CAROLINA	N	\$1,718.52	12	5	0.044%
EASTERN CARDIOLOGY PA	N	\$3,082.06	12	2	0.018%
CALDWELL EMERGENCY MEDICAL	N	\$3,381.38	11	11	0.096%
GRAND STRAND SURGICAL SPEC	N	\$1,665.86	11	1	0.009%
ANDREW J HUTCHINSON DO PA	N	\$6,996.40	11	3	0.026%
FORSYTH MEDICAL GROUP LLC	N	\$2,746.24	10	6	0.053%
GASTON RADIOLOGY PA	N	\$2,117.27	10	5	0.044%
ASHEVILLE GASTROENTEROLOGY	N	\$1,957.10	10	7	0.061%
CABARRUS PATHOLOGY ASSOCIATES	N	\$0.00	10	9	0.079%
FAYETTEVILLE HEART CENTER	N	\$1,377.84	10	7	0.061%
EAR SINUS & ALLERGY CENTER PA	N	\$4,247.92	10	5	0.044%
MOUNTAIN AREA PATHOLOGY PA	N	\$1,166.32	10	6	0.053%
VALLEY RADIOLOGY ASSOCIATES	N	\$836.38	10	7	0.061%
EAST CAROLINA ENDOSCOPY	N	\$5,861.29	9	8	0.070%
TOTAL RADIOLOGY SOLUTIONS PA	N	\$844.90	9	7	0.061%
NOVANT HEALTH	N	\$136,650.18	9	7	0.061%
WAYNE INTERNAL MEDICINE ASSOCI	N	\$0.00	9	5	0.044%
COASTAL CAROLINA SURG ASSC	N	\$2,536.54	9	2	0.018%
EASTERN CAROLINA CARD PA	N	\$244.72	9	5	0.044%
CAROLINA INFECTIOUS DISEASES C	N	\$2,011.65	8	4	0.035%
GUILFORD NEUROLOGIC ASSOCIATES	N	\$791.62	8	4	0.035%
BEAUFORT HOSPITAL	Y	\$69,684.24	8	6	0.053%
PERSON MEMORIAL HOSPITAL	N	\$15,703.59	8	8	0.070%
NC GROUP SERVICES PLLC	N	\$885.10	8	2	0.018%
PENDER MEMORIAL HOSPITAL	Y	\$5,174.32	8	8	0.070%

COASTAL RADIOLOGY ASSOCIATES	N	\$366.40	8	3	0.026%
UNC ORAL AND MAXILLOFACIAL	Y	\$12,584.47	8	8	0.070%
PHYSICIANS EAST GREENVILLE	N	\$1,721.30	8	3	0.026%
NORTHEASTERN ORTHOPEDICS	N	\$9,723.68	8	6	0.053%
INTEGRATED REG LAB	N	\$0.00	8	1	0.009%
SC SURGICALIST	N	\$594.30	8	1	0.009%
ANESTHETIX OF LEXINGTON PLLC	N	\$902.22	7	3	0.026%
JOHNSTON MEDICAL ASSOCIATES	N	\$738.68	7	4	0.035%
RUTHERFORD REGIONAL MEDICAL	N	\$5,090.21	7	7	0.061%
WHITEVILLE ADULT MEDICINE PA	N	\$84.00	7	2	0.018%
GASTONIA PHYSICIAN SERVICES	N	\$2,279.32	7	6	0.053%
RALEIGH ORTHOPAEDIC CLINIC PA	N	\$2,246.58	7	4	0.035%
RALEIGH NEUROSURGICAL CLINIC	N	\$155.62	7	4	0.035%
GASTROENTEROLOGY ASSOCIATES	N	\$1,445.54	7	1	0.009%
CMC NORTHEAST MEDICAL CENTER	N	\$1,256.08	7	2	0.018%
ACS PRIMARY CARE PHYSICIANS	N	\$1,905.64	7	7	0.061%
WILKES REGIONAL MEDICAL CENTER	N	\$7,254.31	7	6	0.053%
PIEDMONT TRIAD PHYSICIANS PLLC	N	\$1,583.48	7	7	0.061%
PIEDMONT TRIAD ANESTHESIA PA	N	\$956.89	6	5	0.044%
GRAYSTONE EYE SURGERY	N	\$10,020.12	6	4	0.035%
RANDOLPH HOSPITAL INC	Y	\$8,174.73	6	6	0.053%
LEXINGTON MEMORIAL HOSPITAL	N	\$24,628.22	6	5	0.044%
CUMBERLAND ANESTHESIA	N	\$1,560.44	6	4	0.035%
MOSES CONE MEDICAL SERVICES	N	\$797.84	6	2	0.018%
NEOGENOMICS LABORATORIES	N	\$1,210.30	6	4	0.035%
ATLANTIC NEUROSURGICAL	N	\$6,282.61	5	2	0.018%
PIEDMONT PSYCHIATRIC ASSOCIATI	N	\$505.20	5	1	0.009%
CAROLINA WOUND CARE SPECIALIST	N	\$973.70	5	2	0.018%
DANVILLE PATH BILLING CO LLC	N	\$0.00	5	1	0.009%
CRAIG S CARTER MD FACS PA	N	\$186.22	5	5	0.044%
FORSYTH MEDICAL CENTER	N	\$887.96	5	4	0.035%
PINEHURST MEDICAL CLINIC	N	\$1,154.68	5	2	0.018%
CAROLINA NEUROSURGERY AND SPIN	N	\$1,727.07	5	2	0.018%
TRIANGLE UROLOGY ASSOCIATES PA	N	\$0.00	5	1	0.009%
UROLOGY ASSOCIATES OF SENC PA	N	\$420.70	5	1	0.009%
CAROMONT MEDICAL GROUP INCORPO	N	\$1,104.48	5	3	0.026%
CLINTON AREA PATHOLOGY SVCS	N	\$39.14	5	3	0.026%
GOLDSBORO ENDOSCOPY CENTER	N	\$4,146.30	5	4	0.035%
NC SPECIALTY HOSPITAL	N	\$35,033.22	5	4	0.035%
GLOBAL DIAGNOSTICS	Y	\$543.30	5	5	0.044%
MH MISSION HOSP MCDOWELL	N	\$10,356.11	5	3	0.026%
GRAND STRAND SPEC ASSOC LLC	N	\$540.26	5	1	0.009%
ASHEBORO DIGESTIVE DISEASE	N	\$488.58	4	2	0.018%
NORTH CAROLINA ANESTHESIA	N	\$907.08	4	2	0.018%
SURGICENTER OF EASTERN CAROLINA	N	\$16,682.25	4	4	0.035%
DURHAM NEPHROLOGY	N	\$0.00	4	1	0.009%
SOUTHEASTERN MED ONCOLOGY	N	\$0.00	4	1	0.009%
GREGORY GRIDLEY PHD	N	\$0.00	4	3	0.026%
EASTERN CAROLINA GASTROENTEROL	N	\$926.92	4	1	0.009%
MUNTER S TABET MD PA	N	\$91.56	4	2	0.018%
EAST CAROLINA SURGICAL	N	\$447.46	4	2	0.018%
UNC ROCKINGHAM HEALTH CARE	N	\$3,560.10	4	2	0.018%
MEDSURANT LLC	N	\$0.00	3	1	0.009%

OPTIMED HOSPITALISTS PLLC	N	\$769.50	3	1	0.009%
VIRTUAL RADIOLOGIC	N	\$459.26	3	3	0.026%
FIRSTHEALTH CARDIOVASCULAR & T	N	\$0.00	3	1	0.009%
FIRSTHEALTH INFECTIOUS DISEASE	N	\$0.00	3	2	0.018%
ALAMANCE REGIONAL MEDICAL	N	\$114.24	3	1	0.009%
HIGH POINT REGIONAL HOSPITAL	Y	\$38,453.54	3	2	0.018%
GREENSBORO PATHOLOGY	N	\$0.00	3	2	0.018%
CATAWBA VALLEY MEDICAL CENTER	N	\$615.76	3	2	0.018%
MOHAMED AND LIPPITT UROLOGY CE	N	\$863.12	3	3	0.026%
WILMINGTON ENT ASSOCIATES PA	N	\$344.09	3	2	0.018%
WHITE EYE ASSOCIATES PA	N	\$145.04	3	3	0.026%
NOVANT HEALTH MATTHEWS MEDICAL	N	\$12,010.14	3	2	0.018%
CAPE FEAR CENTER FOR DIGESTIVE	N	\$514.48	3	1	0.009%
FAYETTEVILLE AMBULATORY	N	\$1,822.74	3	2	0.018%
CAROLINA REGIONAL ORTHO	N	\$2,143.50	3	1	0.009%
ROWAN REGIONAL PATHOLOGY ASSOC	N	\$146.86	3	2	0.018%
PINEHURST ANESTHESIA	N	\$147.56	3	2	0.018%
SAMPSON REGIONAL MEDICAL	N	\$1,614.48	3	3	0.026%
SENTIENT PHYSICIANS PC	N	\$1,519.02	3	3	0.026%
ANESTHESIOLOGY CONSULT OF NORT	N	\$1,613.40	3	2	0.018%
RANDOLPH SPECIALITY GROUP	N	\$1,570.80	2	2	0.018%
SOVAH HEALTH	N	\$23,244.64	2	1	0.009%
ALBEMARLE NEPHROLOGY PLLC	N	\$238.00	2	1	0.009%
CAROLINA UROLOGY PARTNERS PLLC	N	\$1,624.74	2	1	0.009%
WILLIAM MOOSE MD	N	\$168.74	2	1	0.009%
LAKE NORMAN INPATIENT SPECIALISTS	N	\$459.82	2	1	0.009%
SENTARA NORFOLK GENERAL	N	\$3,479.14	2	1	0.009%
CARDIOLOGY CONSULTANTS OF DANVILLE	N	\$2,309.28	2	1	0.009%
GRACE CARE LLC	N	\$91.34	2	2	0.018%
GRANVILLE MEDICAL CENTER	N	\$19,379.53	2	2	0.018%
FAYETTEVILLE ORTHOPAEDIC	N	\$1,738.64	2	1	0.009%
FOREST CITY EYE CLINIC	N	\$2,520.00	2	2	0.018%
CAROLINAS CENTER FOR SURGERY	N	\$824.38	2	1	0.009%
CYPRESS PATHOLOGY	N	\$190.56	2	1	0.009%
PINEHURST NEPHROLOGY	N	\$0.00	2	1	0.009%
PIEDMONT HEALTHCARE	N	\$1,162.76	2	1	0.009%
GASTROENTEROLOGY ASSOC	N	\$468.94	2	1	0.009%
CAROLINA CRANIOSPINAL NEURO	N	\$6,785.46	2	1	0.009%
RANDOLPH HOSPITAL ER	N	\$376.90	2	2	0.018%
WILMINGTON GASTROENTEROLOGY	N	\$0.00	2	1	0.009%
MISSION FOOT AND ANKLE PLLC	N	\$0.00	2	2	0.018%
MOORE FOOT & ANKLE SPECIALISTS PA	N	\$1,043.74	1	1	0.009%
METROLINA EYE CARE PA	N	\$1,260.00	1	1	0.009%
GOLDSBORO EYE CLINIC PLLC	N	\$636.28	1	1	0.009%
PULMONOLOGY & BRONCHOLOGY	N	\$0.00	1	1	0.009%
HALIFAX REGIONAL MEDICAL	N	\$143.84	1	1	0.009%
TELE-PHYSICIANS PC	N	\$104.60	1	1	0.009%
MOORE ORTHOPEDICS AND SPORTS MEDICINE	N	\$175.48	1	1	0.009%
SAMPSON REGIONAL HOSPITALISTS	N	\$273.00	1	1	0.009%
LILLINGTON MEDICAL SERVICES LL	N	\$0.00	1	1	0.009%
TRIANGLE ORTHOPAEDICS SURGERY	N	\$929.21	1	1	0.009%
ACME MEDICAL SPECIALTIES PLLC	N	\$0.00	1	1	0.009%
TRIANGLE KIDNEY ASSOCIATES	N	\$0.00	1	1	0.009%

RAPID RADIOLOGY INC	N	\$14.25	1	1	0.009%
CLINTON SURGICAL PLLC	N	\$611.24	1	1	0.009%
ROWAN MEDICAL CENTER	N	\$0.00	1	1	0.009%
ROCKY MOUNT EYE PA	N	\$1,031.06	1	1	0.009%
DANVILLE RADIOLOGISTS	N	\$90.48	1	1	0.009%
DUHS REFERRAL LAB	N	\$514.94	1	1	0.009%
WILMINGTON SURGICAL ASSOC PA	N	\$1,416.70	1	1	0.009%
GASTONIA MEDICAL SPECIALTY	N	\$402.86	1	1	0.009%
LOWER CAPE FEAR HOSPICE	N	\$0.00	1	1	0.009%
MOUNTAIN KIDNEY & HYPERTENSION	N	\$0.00	1	1	0.009%
DIGESTIVE HEALTH SPECIALISTS	N	\$484.24	1	1	0.009%
COASTAL REHABILITATION INC	N	\$105.00	1	1	0.009%
WAYNESBOROUGH OPHTHALMOLOGY PA	N	\$302.24	1	1	0.009%
CAROLINAS CENTER FOR ORAL	N	\$1,761.66	1	1	0.009%
CAROLINA KIDNEY CARE	N	\$124.16	1	1	0.009%
CORNERSTONE EAR NOSE & THROAT	N	\$696.38	1	1	0.009%
SOUTHEASTERN GASTROENTEROLOGY	N	\$443.08	1	1	0.009%
HERITAGE HOSPITAL	Y	\$196.46	1	1	0.009%
CAROLINA NEPHROLOGY	N	\$0.00	1	1	0.009%
ORTHOPAEDIC SOLUTIONS & SPORTS	N	\$2,252.92	1	1	0.009%
ALLIANCE UROLOGY SPECIALISTS	N	\$0.00	1	1	0.009%
COASTAL CAROLINA ENT	N	\$2,083.74	1	1	0.009%
DAVIS REG MED CTR	N	\$12,846.96	1	1	0.009%
HEART RHYTHM ASSOCIATES	N	\$2,518.56	1	1	0.009%
PRESBYTERIAN PATHOLOGY GROUP	N	\$596.54	1	1	0.009%
PRISMA HEALTH MEDICAL GROUP	N	\$315.32	1	1	0.009%
GRAND STRAND REGIONAL MEDICAL	N	\$41,182.45	1	1	0.009%
RADIATION THERAPY ASSN OF WEST	N	\$251.84	1	1	0.009%
SURGERY CENTER OF PINEHURST	N	\$1,201.70	1	1	0.009%
CAPE FEAR VALLEY ANESTHESIA	N	\$158.02	1	1	0.009%
SAMPSON SURGICAL SERVICES	N	\$623.00	1	1	0.009%
ALI LUNG CLINIC	N	\$0.00	1	1	0.009%
ARCADIA PATHOLOGY NETWORK PLLC	N	\$0.00	1	1	0.009%
CAROLINA FAMILY CLINIC PA	N	\$115.48	1	1	0.009%
FOOT AND ANKLE ASSOCIATES	Y	\$0.00	1	1	0.009%
		\$26,279,285.86	26,544	11,410	100.000%

ATTACHMENT B
SCHEDULED AND EMERGENT SERVICES BY HOSPITAL (January - March 2022)

Contract Hospital	Admit	ER Only	Total	Non-Contract Hospitals	Admit	ER Only	Total
1ST HEALTH-MOORE REG	7	11	18	ALBEMARLE HOSPITAL		18	18
BEAUFORT COUNTY HOSP	1	25	26	ANNIE PENN MEMORIAL		8	8
BERTIE MEM HOSP		31	31	ANSON COUNTY HOSP	2	38	40
BLUE RIDGE REG HOSP.	1	37	38	ATRIUM HEALTH	1	1	2
CALDWELL MEMORIAL HO		6	6	BETSY JOHNSON MEM		1	1
CATAWBA VALLEY MED.	10	97	107	CAPE FEAR VALLEY HOS	2	1	3
CHOWAN HOSPITAL, INC	1	13	14	CAR.MED.CENT.- UNION	3	4	7
KINDRED HOSPITAL	3		3	CAROLINAEAST(CRAVEN)	8	39	47
MONTGOMERY MEM HOSP	2	19	21	CAROLINAS MED CTR NE	2		2
NEW HANOVER REG MED	9	26	35	CAROMONT HEALTH	1	4	5
PENDER MEM HOSP INC	1	24	25	CARTERET GENERAL HOS	1	15	16
RANDOLPH HOSP INC	1	2	3	CENTRAL CAROLINA HOS	1	11	12
REX HOSPITAL	58	18	76	CENTRAL HARNETT HOSP	8	22	30
ROANOKE-CHOWAN HOSPI	1		1	CMC - LINCOLN		10	10
SCOTLAND MEM HOSP	21	38	59	CMC ANSON		5	5
UNC HOSPITALS	34	20	54	COLUMBUS REGIONAL	3	38	41
VIDANT NORTH HOSP.	3	8	11	DUKE REGIONAL HOSP	6	9	15
VIDANT/PITT CO MEM	18	8	26	DUKE UNIV. MED. CTR	3	2	5
RICHMOND MEM HOSPITA	1	1	2	FRYE REG. MED. CEN.	1		1
				GRACE HOSPITAL, INC.	8	52	60
				JOHNSTON HEALTH		1	1
				JOHNSTON MEM. HOSP	5	33	38
				LENOIR MEMORIAL HOSP	27	61	88
				LEXINGTON MEM HOSP		2	2
				LORIS COMMUNITY HOSP	1	3	4
				MARIA PARHAM HOS INC	1	43	44
				MCLEOD REGOINAL MED	1	1	2
				MEMORIAL MISSION HOS	9	13	22
				MOSES H CONE MEM HOS	2	1	3
				NASH GENERAL HOSPITA	5	38	43
				NC BAPTIST HOSPITALS	3	1	4
				NOVANT HEALTH FORSYT	1	2	3
				NOVANT/ROWAN COUNTY	9	15	24
				PERSON CO MEM HOSPIT	1	2	3

				RUTHERFORD HOSPITAL	1	6	7
				S EASTERN REG MED C	12	41	53
				SAMPSON CTY MEM HOSP		31	31
				STANLY REG MED CENT	4	19	23
				THOMASVILLE MED CTR	1	12	13
				UNC HEALTH-HILLSBOR	1	4	5
				WAKE MEDICAL CENTER	18	96	114
				WAYNE MEMORIAL HOSP	7	36	43
				WILKES REG MED CEN		7	7
				UNC/KITTNER EYE CTR		1	1
				CMC-UNIVERSITY		2	2
				HUGH CHATHAM MEM H		1	1
				IREDELL MEM HOSP.INC		1	1
				VALDESE GENERAL HOSP		1	1
				GRANVILLE MEDICAL CT	1		1
Non-Contract	172	384	556	Grand Total	160	752	912

ATTACHMENT C

SCHEDULED AND EMERGENT ADMISSIONS BY HOSPITAL (January – March 2022)

Contract Hospitals	Scheduled Admission	Emergent Admission	Non-Contract Hospitals	Scheduled Admission	Emergent Admission
1ST HEALTH-MOORE REG		7	ALBEMARLE HOSPITAL		
BEAUFORT COUNTY HOSP		1	ANNIE PENN MEMORIAL		
BERTIE MEM HOSP			ANSON COUNTY HOSP		2
BLUE RIDGE REG HOSP.	1	1	ATRIUM HEALTH	1	1
CALDWELL MEMORIAL HO			BETSY JOHNSON MEM		
CATAWBA VALLEY MED.		10	CAPE FEAR VALLEY HOS		2
CHOWAN HOSPITAL, INC		1	CAR.MED.CENT.- UNION		3
KINDRED HOSPITAL	3	3	CAROLINAEAST(CRAVEN)		8
MONTGOMERY MEM HOSP		2	CAROLINAS MED CTR NE		2
NEW HANOVER REG MED		9	CAROMONT HEALTH		1
PENDER MEM HOSP INC		1	CARTERET GENERAL HOS	1	1
RANDOLPH HOSP INC		1	CENTRAL CAROLINA HOS		1
REX HOSPITAL	1	58	CENTRAL HARNETT HOSP		8
ROANOKE-CHOWAN HOSPI		1	CMC - LINCOLN		
SCOTLAND MEM HOSP	1	21	CMC ANSON		
UNC HOSPITALS	16	34	COLUMBUS REGIONAL	1	3
VIDANT NORTH HOSP.		3	DUKE REGIONAL HOSP		6
VIDANT/PITT CO MEM	1	18	DUKE UNIV. MED. CTR	2	3
RICHMOND MEM HOSPITA		1	FRYE REG. MED. CEN.		1
			GRACE HOSPITAL, INC.		8
			JOHNSTON HEALTH		
			JOHNSTON MEM. HOSP		5
			LENOIR MEMORIAL HOSP	1	27
			LEXINGTON MEM HOSP		

			LORIS COMMUNITY HOSP		1
			MARIA PARHAM HOS INC		1
			MCLEOD REGOINAL MED		1
			MEMORIAL MISSION HOS	1	9
			MOSES H CONE MEM HOS		2
			NASH GENERAL HOSPITA	3	5
			NC BAPTIST HOSPITALS		3
			NOVANT HEALTH FORSYT		1
			NOVANT/ROWAN COUNTY		9
			PERSON CO MEM HOSPIT		1
			RUTHERFORD HOSPITAL		1
			S EASTERN REG MED C		12
			SAMPSON CTY MEM HOSP		
			STANLY REG MED CENT		4
			THOMASVILLE MED CTR		1
			UNC HEALTH-HILLSBOR		1
			WAKE MEDICAL CENTER	1	18
			WAYNE MEMORIAL HOSP		7
			WILKES REG MED CEN		
			UNC/KITTNER EYE CTR		
			CMC-UNIVERSITY		
			HUGH CHATHAM MEM H		
			IREDELL MEM HOSP.INC		
			VALDESE GENERAL HOSP		
			GRANVILLE MEDICAL CT		1
TOTALS	23	172	TOTALS	11	160