

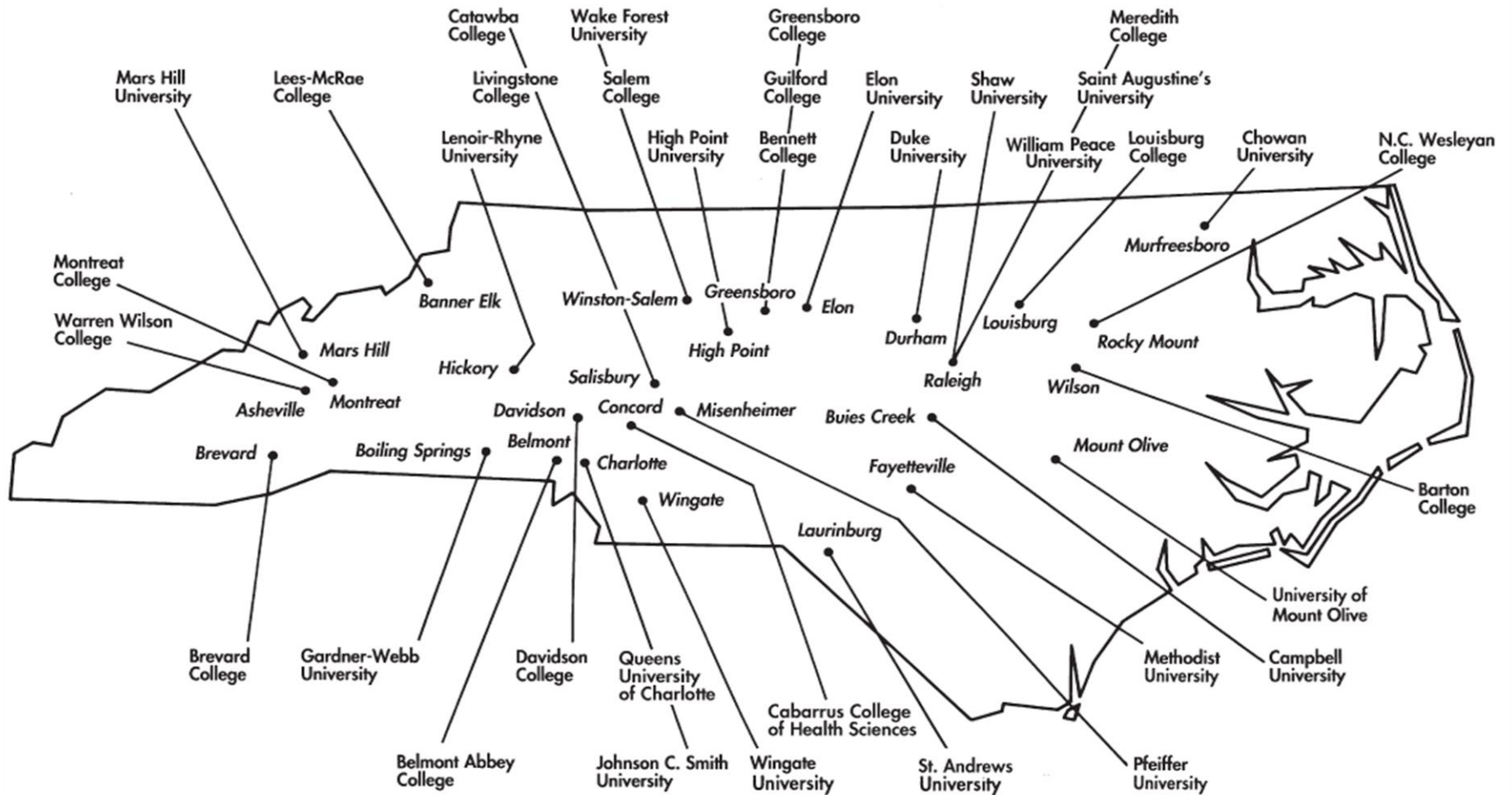
Presentation
to
Senate Appropriations Subcommittee
on Education/Higher Education
House Appropriations Subcommittee on Education

March 17, 2015

Hope Williams, President
Tom West, VP for Government Relations/General Counsel

N O R T H C A R O L I N A
I N D E P E N D E N T
C O L L E G E S & U N I V E R S I T I E S

North Carolina's Independent Colleges and Universities



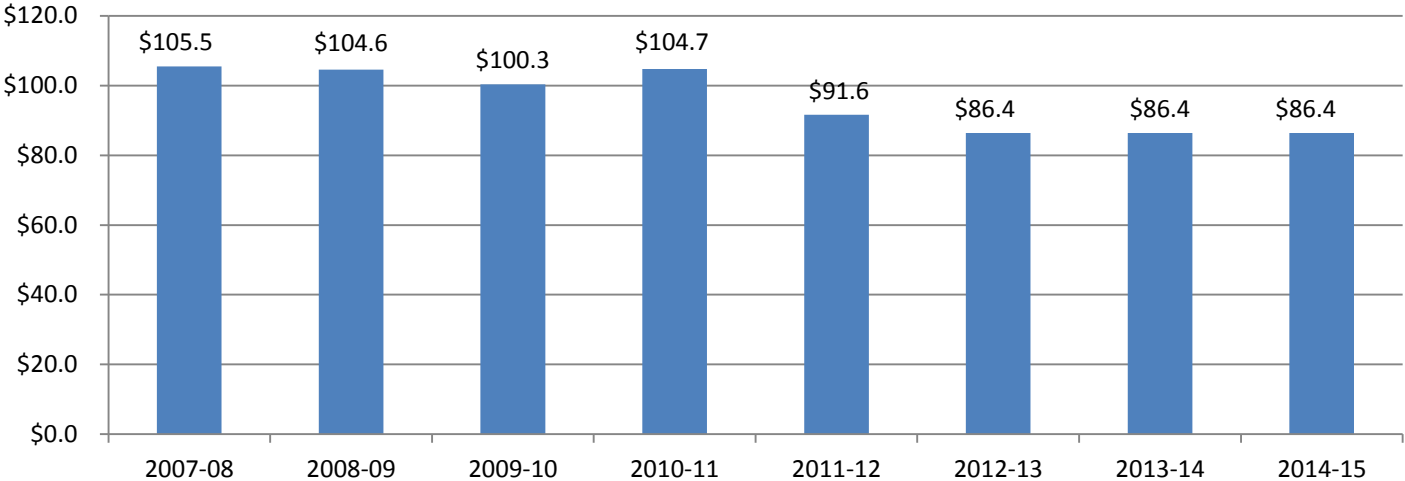
NCICU

- 36 – private colleges and universities
- 90,000 – undergraduate and graduate students
- 40,000 – North Carolina undergraduate students
- 100 – Counties represented by students at North Carolina's private colleges and universities

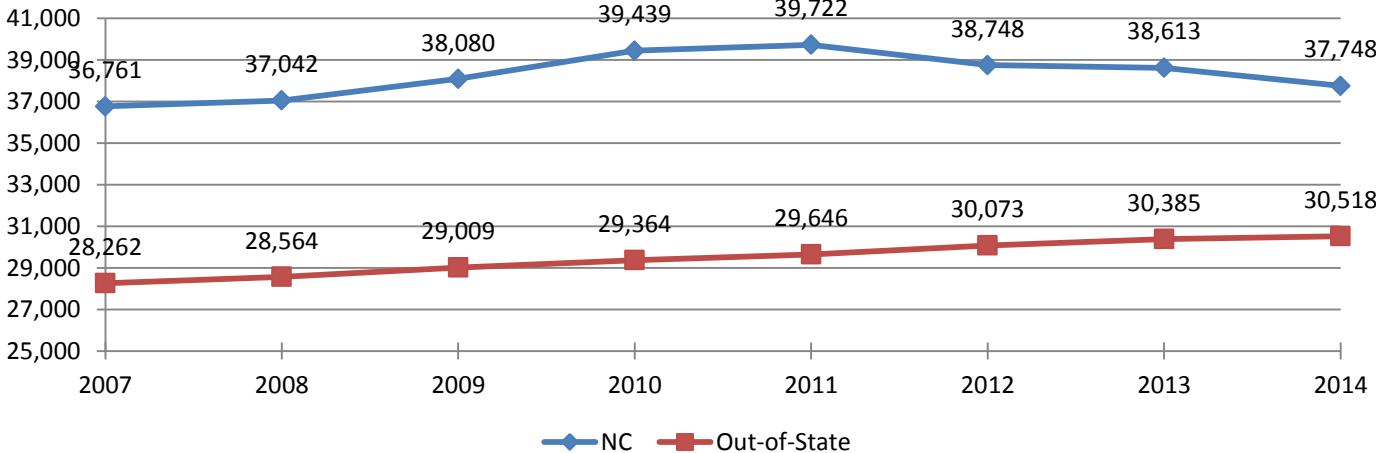
Degrees Awarded

- 30% of the bachelor's degrees
- 50% of the medical degrees
- 50% of the pharmacy degrees
- 88% of the physician assistant degrees
- 65% of the law degrees
- 21% of the nursing degrees (bachelor's)
- 55% of the nursing degrees (masters)

State Grants for Private College/University Students



Private College/University Student Enrollment



Economic Impact

Statewide Economic Impact Analysis for **NORTH CAROLINA
INDEPENDENT
COLLEGES & UNIVERSITIES**

**\$14.2
BILLION**
economic impact in
FY 2012-2013



Equivalent to
219,590 new jobs

\$4.9 Billion
added income
generated by
alumni



101,926 Students in the NCICU Sector

66,309
employees

\$4B payroll/
benefits

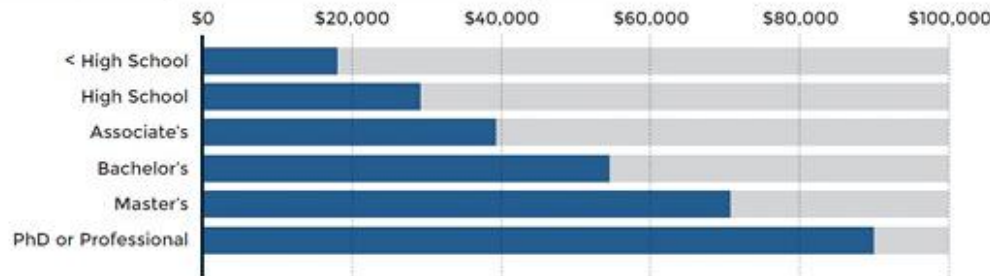
\$360M
students/visitor
vending

\$4.5B clinical
spending

\$1.1B research
spending

\$166.3M
construction
spending

Annual Income by Education Level at career midpoint in NC



Source: EMSI complete employment data.

For more information about the Economic Impact visit www.ncicu.org/economic-impact-2015/