




NORTH CAROLINA

Department of Transportation



Bicycle and Pedestrian Overview

Ed Johnson, Division of Bicycle and Pedestrian
March 2017

Agenda – Bicycle and Pedestrian Division

- Mission
- Bicycle and Pedestrian Plans
- Bicycle and Pedestrian Infrastructure
- Economic Benefit
- Budget Overview
- Federal Funding Sources



Core Functions

- MISSION: Create safe and efficient bicycle & pedestrian travel options
- Bicycle and pedestrian planning program
- Bicycle and pedestrian safety programs
- Federal project oversight



MISSION: Create safe and efficient bicycle & pedestrian travel options

Local Government Responsibilities	NCDOT-Div. of Bicycle and Ped Role
Create and adopt long-range, comprehensive plans	Provide financial and technical support for plan development
Identify local funding for design and construction	Prioritize and program available federal funds for eligible projects
Convey interest in roadway and bridge accommodations	Provide technical advice for facility accommodation and design
Project administration	Support division project oversight
Facility maintenance	Evaluate process and collect local project

The Statewide Pedestrian and Bicycle Master Plan

WALKBIKENC

ABOUT
NEWS & EVENTS

PILLARS OF PLAN
CONTACT

PLAN RESOURCES

LOCAL RESOURCES



WalkBikeNC is your guide to
WALKING & BICYCLING
in NORTH CAROLINA

[FIND OUT MORE >](#)



WALKBIKENC

Learn about North Carolina's Statewide
Pedestrian and Bicycling Plan



RESOURCES

Find Bicycling and Walking Resources

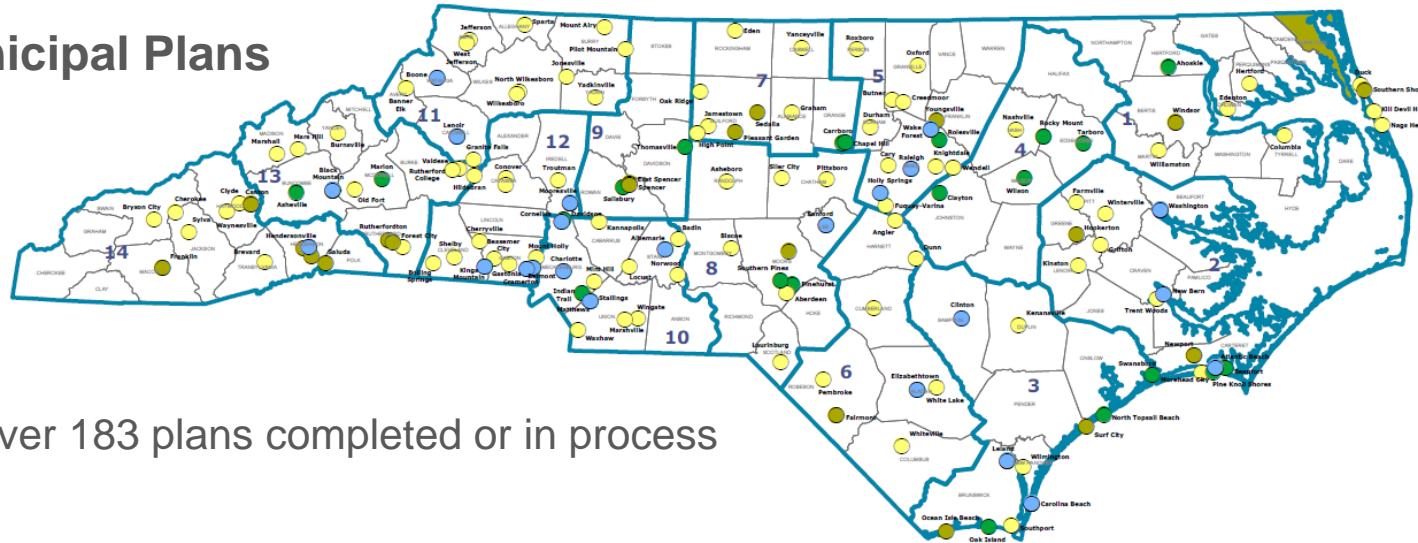


BIKING NC

Map Your Bike Ride Across North Carolina

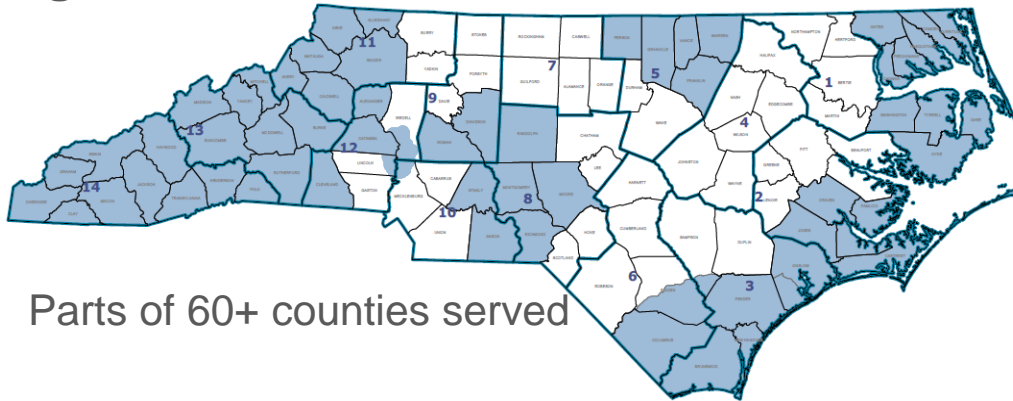
Bicycle/Pedestrian Plans

Municipal Plans



Over 183 plans completed or in process

Regional Plans

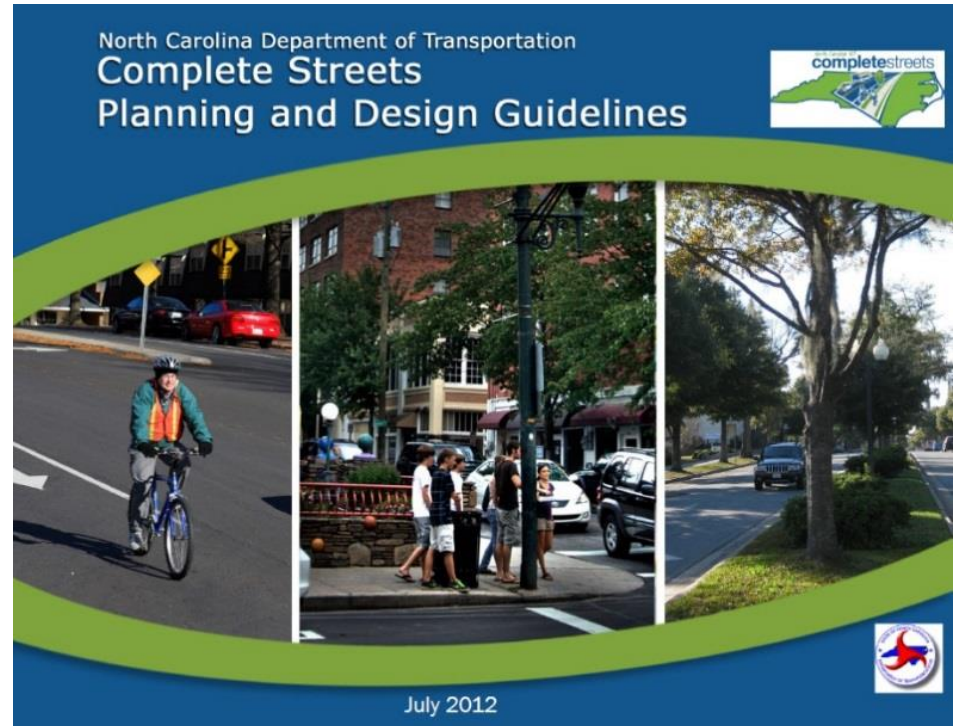


Parts of 60+ counties served

YEAR	Bicycle	Pedestrian	Small Town	Bicycle/Pedestrian	Total
2004	5	13			18
2005	5	13			18
2006	6	6			12
2007	3	13			16
2008	2	13			15
2009	5	7	2		14
2010	2	9	2		13
2011	5	7	3		15
2012	3	9			12
2013	1	5		3	9
2014	4	2	3	3	12
2015	2	2		6	10
2016	1	4		4	9
2017	4	2		4	10

Bicycle and Pedestrian Infrastructure – How is it constructed?

- Independent STIP project
- Complete Streets / Incidental project
- Locally funded project
- Restriping/resurfacing project



Economic Impact – Walk Bike NC Plan



Economic Impact Category

Economic stimulus from upfront construction

Economic stimulus from increased tourism activity

Direct use value from usage of bicycle and pedestrian infrastructure

Health care cost reduction from usage of bicycle and pedestrian infrastructure

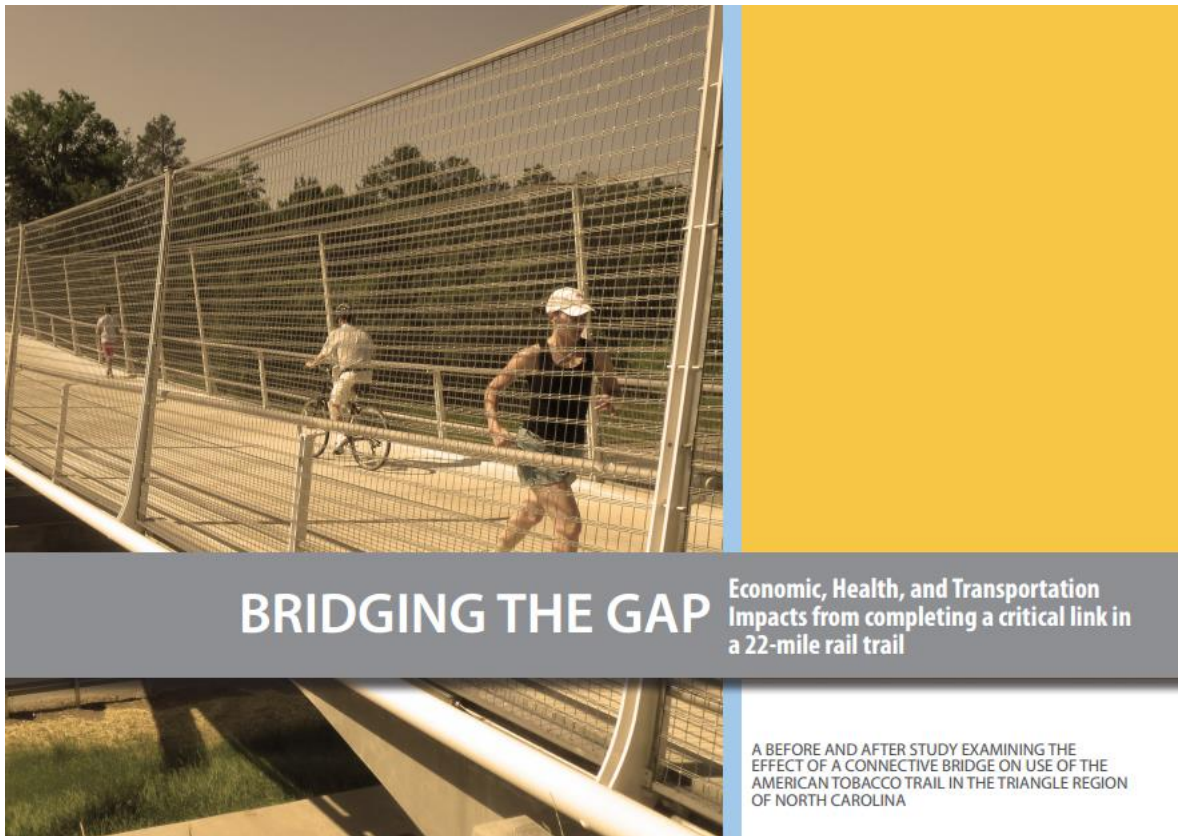
Commuting gains from increased usage of bicycle and pedestrian infrastructure

Property value gains from proximity to bicycle and pedestrian infrastructure

Economic Impact – Research Studies

2014 NC State University study of American Tobacco Trail


- 500,000 annual trips
- \$6.1 million annual trail user spending



A BEFORE AND AFTER STUDY EXAMINING THE EFFECT OF A CONNECTIVE BRIDGE ON USE OF THE AMERICAN TOBACCO TRAIL IN THE TRIANGLE REGION OF NORTH CAROLINA

Economic Impact – Maps/Tourism

Explore NORTH CAROLINA'S TRAILS



Indirect Economic Impacts

Health Benefits

Active Transportation: Pathway to Health



Safety Benefits and Programming

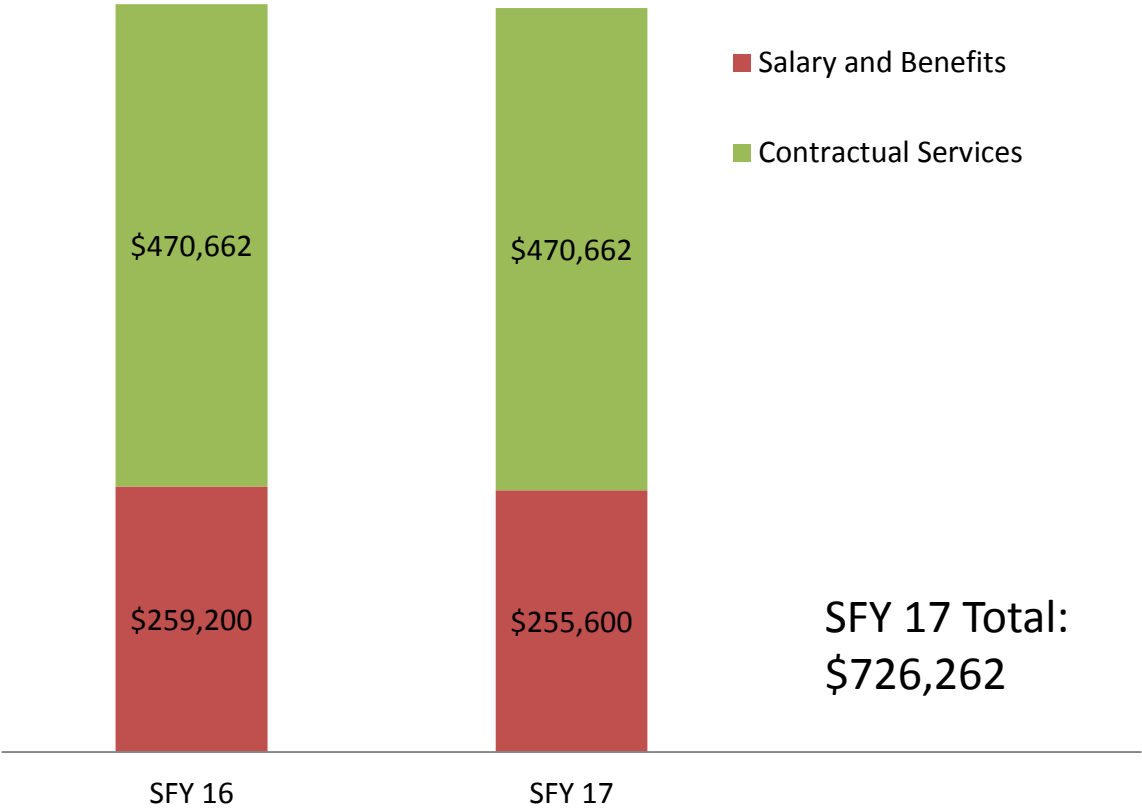


- 2,400 NC pedestrians & 960 bicyclists hit / yr
- NC is 10th in size but 7th in # of ped deaths
- 90% of NC agree that having a safe pedestrian and bicycle network contributes to their well being and quality of life



Division Budget

Bicycle Program Appropriations SFY 16-17



Bicycle and Pedestrian Project Funding Sources

Pre MAP-21

- **Enhancement**
- **Safe Routes to School**
- CMAQ
- Highway Safety Improvement Program
- Surface Transportation Program
- Local, Other

Post MAP-21, FAST Act

- **Transportation Alternatives Program**
- CMAQ
- Highway Safety Improvement Program
- Surface Transportation Program
- Local, Other

Questions

Ed Johnson, RLA, ASLA
Interim Director, Bicycle and Pedestrian Transportation
919.707.2604
erjohnson2@ncdot.gov

