


**2009**

**SENATE SELECT  
COMMITTEE ON  
ECONOMIC RECOVERY**

**MINUTES**



## **Senate Select Committee on Economic Recovery**

**Tuesday, March 24, 2009  
Immediately after Session  
Room 414 LOB**

### **AGENDA**

***Chair: Senator Martin Nesbitt, Jr.***

- Call to Order
- Introduction of Pages
- A Summary of the American Recovery and Reinvestment Act of 2009 for North Carolina
- Adjournment

**ARRA - 2009 Federal Stimulus Summary for North Carolina**  
**Category: Education and Fiscal Stabilization**

| Title                                   | Federal Agency | State Agency         | Existing Program | Amount<br>FY 2009-10 | Amount<br>FY 2010-2011 | Funding Mechanism  | Supplant  | Match/<br>MOE  | Flexible | Time<br>Period |
|---|----------------|----------------------|------------------|----------------------|------------------------|--------------------|-----------|--|----------|----------------|
| <b>Fiscal Stabilization Funds:</b>      |                |                      |                  |                      |                        |                    |           |  |          |                |
| Education                               | Education      | Education            | Yes              | 580,965,782          | 580,965,782            | Current formula    | yes       | 05-06 Levels   | Yes      | 2 yrs          |
| General                                 | Education      | General Availability | N/a              | 129,261,335          | 129,261,335            | Current formula    | yes       | No   | Yes      | 2 yrs          |
| <b>Education:</b>                       |                |                      |                  |                      |                        |                    |           |  |          |                |
| <b>ESEA Title I:</b>                    |                |                      |                  |                      |                        |                    |           |  |          |                |
| Title I Grants                          | Education      | DPI                  | Yes              | 128,728,180          | 128,728,180            | Current formula    | Potential | MOE requirements apply to LEA only                                     | Yes      | 2 yrs          |
| Title I School Improvement              | Education      | DPI                  | Yes              | 38,618,454           | 38,618,454             | Current formula    | Potential | MOE requirements apply to LEA only                                     | Yes      | 2 yrs          |
| <b>Special Education:</b>               |                |                      |                  |                      |                        |                    |           |  |          |                |
| IDEA: Part B                            | Education      | DPI                  | Yes              | 157,210,000          | 157,210,000            | Current formula    | Potential | Must maintain State funding at prior year level - unless we get waiver | Yes      | 2 yrs          |
| IDEA: Part B Preschool                  | Education      | DPI                  | Yes              | 6,040,000            | 6,040,000              | Current formula    | Potential | Must maintain State funding at prior year level - unless we get waiver | Yes      | 2 yrs          |
| IDEA: Part C                            | Education      | DHHS                 | Yes              | 6,370,000            | 6,370,000              |                    |           |  | Pending  |                |
| <b>Other Categorical K-12 Education</b> |                |                      |                  |                      |                        |                    |           |  |          |                |
| Homeless Assist.                        | Education      | DPI                  | Yes              | 645,000              | 645,000                | Current formula    | Potential | MOE requirements apply to LEA only                                     | Yes      | 2 yrs          |
| Education Technology                    | Education      | DPI                  | Yes              | 8,179,529            | 8,179,529              | Current formula    | Potential | MOE requirements apply to LEA only                                     | Yes      | 2 yrs          |
| Impact Aid                              | Education      | LEAS                 | No               | \$100,000,000        | Nationally             |                    |           |  | Yes      | 2 yrs          |
| <b>Competitive Grants</b>               |                |                      |                  |                      |                        |                    |           |  |          |                |
| Innovation Fund                         | Education      | LEAS                 | No               | \$650,000,000        | Nationally             | Competitive Grants | No        | Pending  | Pending  | Pending        |
| Teacher Incentive                       | Education      | DPI/LEAS             | No               | \$200,000,000        | Nationally             | Competitive Grants | No        | Pending  | Pending  | Pending        |
| Statewide Data                          | Education      | DPI                  | No               | \$250,000,000        | Nationally             | Competitive Grants | No        | Pending  | Pending  | Pending        |
| State Incentive Funds                   | Education      | DPI                  | No               | \$4,350,000,000      | Nationally             | Competitive Grants | No        | Pending  | Pending  | 2 yrs          |
| <b>Other Education:</b>                 |                |                      |                  |                      |                        |                    |           |  |          |                |
| Comm. College/ Training Grants          | Labor          | Community Colleges   |                  | \$90,000,000         | Nationally             | Grant              | Potential | Pending  | Yes      | 2 yrs          |
| Higher Ed Teacher Quality               | Education      | DPI                  |                  |                      |                        | Competitive Grants | Pending   | Pending  | Yes      | 2 yrs          |
| Workforce Investment:                   |                |                      |                  |                      |                        |                    |           |  |          |                |
| Adult Employ/Training                   | Labor          | Community Colleges   |                  | \$3,950,000,000      | Nationally             |                    |           |  |          |                |

**ARRA - 2009 Federal Stimulus Summary for North Carolina**  
**Category: Emergency Management**

| Title  | Federal Agency                      | State Agency                       | Existing Program | Amount<br>FY 2009-10 FY 2010-2011 | Funding Mechanism                                | Supplant | Match/<br>MOE | Flexible | Time<br>Period |
|--|-------------------------------------|------------------------------------|------------------|-----------------------------------|--|----------|---------------|----------|----------------|
| Public Transportation and Railroad Security Assistance ("Public Transit Grants") | Federal Emergency Management Agency | Transportation                     | Yes              | \$150,000,000 Nationally          | Available to Charlotte Area Transit System only. | No       | Pending       | No       | Pending        |
| Port Security Grants   | Federal Emergency Management Agency | Commerce/ NC State Ports Authority | Yes              | \$150,000,000 Nationally          | Risk-Based Grant                                 | No       | Waived        | No       | Pending        |
| Wildland Fire Management Grants  | Bureau of Land Management           | Environment and Natural Resources  | No               | \$250,000,000 Nationally          | Competitive Grant                                | No       | Waived        | No       | Pending        |
| Fire Fighter Assistance Grants ("Fire Grants")                                   | Federal Emergency Management Agency | None                               | Yes              | \$210,000,000 Nationally          | Local agencies may apply for competitive grants  | No       | Waived        | Yes      | Pending        |
| Emergency Food and Shelter Grants  | Federal Emergency Management Agency | Local/Nonprofit                    | Yes              | \$100,000,000 Nationally          | Grant  | N/A      | N/A           | N/A      | Pending        |

ARRA - 2009 Federal Stimulus Summary for North Carolina  
 Category: Families, Employment and Tribal Governments

| Title   | Federal Agency                                  | State Agency                   | Existing Program | Amount                  |                        | Funding Mechanism                                       | Supplant  | Match/ MOE | Flexible  | Time Period          |
|---|---|--------------------------------|------------------|-------------------------|------------------------|---|-----------|------------|-----------|----------------------|
|   |   |                                |                  | FY 2009-10              | FY 2010-2011           |   |           |            |           |                      |
| Unemployment Compensation Benefits                          | Labor   | Employment Security Commission | Yes              | \$17.0 b<br>Nationally  | \$20.5 b<br>Nationally | Grant   | No        | No         | No        | Most thru 12.31.2009 |
| Unemployment Comp Admin                                     | Labor   | Employment Security Commission | Yes              | 7,380,500               | 7,380,500              | New funding formula                                     | No        | No         | No        | Thru 10.1.2011       |
| TANF  | HHS   | DHHS (DSS)                     | Yes              | 150,000,000             | 37,500,000             | New contingency fund                                    | Yes       | N/a        | Yes       | Most thru 10.1.2010  |
| TANF Supplemental Grants                                    | HHS   | DHHS (DSS)                     | Yes              | 27,075,000              | 9,025,000              | Allocation to States already qualified                  | Yes       | N/a        | Yes       | Thru Sept. 30, 2010  |
| Workforce Investment Act                                    | Labor   | Commerce                       | Yes              | 37,802,534              | 37,802,534             | Grant   | No        | No         | No        | Pending              |
| Community Services Block Grant                              | HHS   | DHHS (OEO)                     | Yes              | 8,748,333               | 11,664,444             | Increase in block grant                                 | No        | No         | No        | Two Years            |
| Unspecified Flexible Child and Family Service Programs      | HHS   | DHHS                           | Pending          | \$50 million Nationally |                        | Grant   | Potential | Pending    | Potential | Pending              |
| Child Care and Development Block Grants                     | HHS   | DHHS                           | Yes              | 33,771,500              | 33,771,500             | Increase in block grant                                 | No        | No         | No        | Thru 9.30.2010       |
| Vocational Rehabilitation Agency Funding                    | Education                                       | DHHS (DVRS/DSB)                | Yes              | 9,014,504               | 9,014,504              | Grant   | Yes       | Waived     | No        | Pending              |
| Independent Living programs                                 | Education                                       | SILC                           | Yes              | 201,170                 | 201,170                | Grant   | No        | No         | No        | Pending              |
| Older Blind Individuals                                     | Education                                       | DSB                            | Yes              | 521,182                 | 521,182                | Grant   | No        | Yes        | No        | Pending              |
| State Unemployment Insurance and Employment Services Grants | Labor   | Commerce                       |                  | 11,000,000              |                        | Current formula   | No        | No         | No        |                      |
| Community Service Employment for Older Americans            | Labor   | DHHS                           | Yes              | 1,583,153               | 1,583,153              | Grants to existing grantees only                        | No        | No         | No        | Thru FY10            |
| Child Support Law Changes                                   | HHS   | DHHS                           | Yes              | 26,350,000              | 26,350,000             | Matches other federal Child Support Enforcement dollars | Potential | N/a        | Yes       | Thru FY10            |
| Tribal Governments  | Funds allocated directly to tribal governments. |                                |                  |                         |                        |   |           |            |           |                      |

**ARRA - 2009 Federal Stimulus Summary for North Carolina**  
**Category: Energy**

| Title   | Federal Agency  | State Agency                 | Existing Program | Amount                     |              | Funding Mechanism                | Supplant | Match/ MOE | Flexible | Time Period |
|---|-----------------|------------------------------|------------------|----------------------------|--------------|----------------------------------|----------|------------|----------|-------------|
|   |                 |                              |                  | FY 2009-10                 | FY 2010-2011 |                                  |          |            |          |             |
| Weatherization Assistance Grants                | Dept. of Energy | Health and Human Services    | Yes              | \$102,536,250              | \$34,178,750 | Grant                            | No       | No         | No       | Sep-30-10   |
| Energy Efficiency and Conservation Block Grants | Dept. of Energy | Department of Administration | No               | \$3,200,000,000 Nationally |              | Allocation and Competitive Grant | Pending  | Pending    | Pending  | 12 Months   |
| State Energy Programs                           | Dept. of Energy | Department of Administration | Yes              | \$37,994,500               | \$37,994,500 | Grant                            | No       | Pending    | Yes      | 2 Years     |
| Alternative Fueled Vehicles Pilot Grant Program | Dept. of Energy | Commerce                     | Yes              | \$300,000,000 Nationally   |              | Competitive Grant                | No       | Pending    | Pending  |             |

**ARRA - 2009 Federal Stimulus Summary for North Carolina**  
**Category: Environment and Natural Resources**

| Title   | Federal Agency                  | State Agency                                    | Existing Program | Amount<br>FY 2009-10    FY 2010-2011 | Funding Mechanism            | Supplant | Match/<br>MOE | Flexible | Time Period |
|---|---------------------------------|---|------------------|--------------------------------------|------------------------------|----------|---------------|----------|-------------|
| Clean Water State Revolving Funds   | Environmental Protection Agency | Department of Environment and Natural Resources | Yes              | \$71,279,000                         | Current Allocation           | No       | Waived        | No       | 12 Months   |
| Drinking Water Revolving Funds  | Environmental Protection Agency | Department of Environment and Natural Resources | Yes              | \$65,625,000                         | Current Allocation           | No       | Waived        | No       | 12 Months   |
| Bureau of Reclamation Water Resources Projects: No funding applicable to North Carolina |                                 |   |                  |                                      |                              |          |               |          |             |
| Army Corp of Engineers Construction Projects  | Army Corp of Engineers          | Department of Environment and Natural Resources |                  | \$2,000,000,000 Nationally           | Allocate to Current Projects | Unknown  | Yes           | No       | Pending     |
| Army Corp of Engineers Operation and Maintenance Projects                               | Army Corp of Engineers          | Department of Environment and Natural Resources |                  | \$2,075,000,000 Nationally           | Allocate to Current Projects | Unknown  | No            | No       | Pending     |
| Hazardous Substance Superfund   | Environmental Protection Agency | Department of Environment and Natural Resources | Yes              | \$600,000,000 Nationally             |                              | No       |               | No       |             |
| Leaking Underground Storage Tank Trust Fund   | Environmental Protection Agency | Department of Environment and Natural Resources | Yes              | \$200,000,000 Nationally             | Grant                        | No       | Waived        | No       | Sep-30-10   |
| Brownfield  | Environmental Protection Agency | Department of Environment and Natural Resources | Yes              | \$100,000,000 Nationally             | Competitive Grants           | No       |               | No       | Sep-30-10   |
| Diesel Emission Reduction Act Grants  | Environmental Protection Agency | Department of Environment and Natural Resources | Yes              | \$300,000,000 Nationally             | Grant and Loan               | No       | Waived        | No       |             |
| Watershed and Flood Prevention  | Department of Agriculture       | Pending   | Yes              | \$290,000,000 Nationally             | Grants                       | No       |               | No       |             |
| Watershed Rehabilitation Program  | Department of Agriculture       | Pending   | Yes              | \$50,000,000 Nationally              | Risk Based Grants            | No       | Match         | No       |             |

ARRA - 2009 Federal Stimulus Summary for North Carolina  
 Category: Healthcare

| Title  | Federal Agency | State Agency       | Existing Program | Amount<br>FY 2009-10                     | Amount<br>FY 2010-2011 | Funding Mechanism  | Supplant  | Match/<br>MOE | Flexible | Time<br>Period         |
|--|----------------|--------------------|------------------|--|------------------------|--|-----------|---------------|----------|------------------------|
| Medicaid FMAP Increase   | HHS            | DHHS               | Yes              | 1,090,000,000                            | 540,000,000            | Change in formula  | Yes       | N/A           | No       | Oct. 08 -<br>Dec. 2010 |
| Medicaid Disproportionate Share  | HHS            | DHHS               | Yes              | 7,314,833                                | 7,314,833              | Change in formula  | N/A       | N/A           | No       | Oct. 08 -<br>Dec. 2010 |
| Transitional Medical Assistance<br>Foster Care and Adoption FMAP<br>Increase | HHS<br>HHS     | DHHS<br>DHHS (DSS) | Yes<br>Yes       | Pending<br>5,233,109                     | Pending<br>2,616,554   | Federal Match<br>Change in formula   | No<br>Yes | N/A<br>N/A    | No<br>No | 31-Dec-10<br>Dec. 2010 |
| Electronic Health Record<br>Technology                                       | HHS            | DHHS               | No               | Pending;<br>Rules to be<br>issued May 15 | Pending                | Multiple: Grants to Medicare<br>and Medicaid providers;<br>Matching funds for nonprofit<br>organizations; Competitive<br>grants to States; Matching<br>fund loans to States; Funds<br>for Universities | No        | No            | Yes      | Pending                |
| Prevention and Wellness Fund<br>Grants (Immunization)                        | HHS            | DHHS               | Yes              | 5,689,500                                | 5,689,500              | Formula  | Yes       | No            | Yes      | Oct. 08 -<br>Dec. 2010 |
| Prevention and Wellness Fund<br>Grants (Other)                               | HHS            | DHHS               | No               | Pending                                  | Pending                | Competitive Grant  | Yes       | No            | Yes      | Pending                |
| Child Care Subsidies   | HHS            | DHHS               | Yes              | 30,950,000                               | 30,950,000             | Child Care Development<br>Fund Block Grant   | No        | Yes           | No       | 2 years.               |

**ARRA - 2009 Federal Stimulus Summary for North Carolina**  
**Category: Housing**

| Title  | Federal Agency | State Agency                  | Existing Program | Amount          |              | Funding Mechanism  | Supplant | Match/ MOE | Flexible | Time Period        |
|--|----------------|-------------------------------|------------------|-----------------|--------------|--|----------|------------|----------|--------------------|
|  |                |                               |                  | FY 2009-10      | FY 2010-2011 |  |          |            |          |                    |
| Public Housing Capital Fund Allocations                              | HUD            | Housing Finance Agency/Locals | Yes              | 41,924,000      | 41,924,000   | Grant based on 2008 allocations  | Yes      | Pending    | Pending  | Pending            |
| Public Housing Capital Fund  | HUD            | Housing Finance Agency/Locals | Yes              | \$1,000,000,000 | Nationally   | Competitive Grants   | Yes      | Pending    | Pending  | Pending            |
| Competitive Grants   |                |                               |                  |                 |              |  |          |            |          |                    |
| HOME Investment Partnership Program                                  | HUD            | Housing Finance Agency/Locals | Yes              | 26,047,523      | 26,047,523   | Grant based on 2008 formula  | No       | Pending    | Pending  | 2 years            |
| Assisted Housing Stability and Energy and Green Retrofit Investments | HUD            | Housing Finance Agency/Locals |                  |                 |              | Pending  | Pending  | Pending    | Pending  | 2 years            |
| Neighborhood Stabilization Program                                   | HUD            | Housing Finance Agency/Locals |                  |                 |              | Competitive Grants   | Pending  | Pending    | Pending  | Pending            |
| Homelessness Prevention Fund   | HUD            | HHS (OEO)                     | Pending          | 14,612,500      | 14,612,500   | Current formula  | No       | Pending    | Yes      | Through Sept. 2011 |
| Community Development Block Grant                                    | HUD            | Commerce                      | Yes              | 9,717,958       | 9,717,958    | Current formula  | Yes      | Pending    | Pending  | 2 years            |
| Low-Income Housing Project Grants                                    | HUD            | Pending                       | Yes              | 0               | 0            | States can receive current allocation for the low-income housing tax credit as grant instead | No       | Pending    | Pending  | Pending            |

**ARRA - 2009 Federal Stimulus Summary for North Carolina**  
**Category: Military, Law Enforcement, and Community Services**

| Title   | Federal Agency                 | State Agency                 | Existing Program | Amount<br>FY 2009-10 | Amount<br>FY 2010-2011 | Funding Mechanism                                     | Supplant    | Match/<br>MOE      | Flexible | Time Period |
|---|--------------------------------|------------------------------|------------------|----------------------|------------------------|---|-------------|--------------------|----------|-------------|
| <b>Law Enforcement and Community Services</b> |                                |                              |                  |                      |                        |   |             |                    |          |             |
| Byrne/JAG Grants                              | DOJ                            | State/locals                 | Yes              | 17,245,779           | 17,245,779             | Formula & competitive grants                          | Potential   | No                 | No       |             |
| Community Oriented Policing Services          | DOJ                            | CCPS                         | Yes              | \$1,000,000,000      | Nationally             | Local and state agencies apply to the federal program | yes         | Match & Cap Waived | No       |             |
| Violence Against Women: Grants                | DOJ                            | CCPS                         | Yes              | 6,350,000            |                        | Competitive grants                                    | No          | Yes                | Yes      |             |
| Violence Against Women: Housing               | DOJ                            | Department of Administration | Yes              |                      |                        | Application & formula                                 | No          | No                 | No       |             |
| Internet Crimes Against Children              | DOJ                            | DOJ                          | New              | 744,000              |                        | Federal fund receipt to the NCDNJ ICAC program        | No          | No                 | No       |             |
| Victims Comp. & Assistance                    | DOJ                            | CCPS                         | Yes              | 648,000              |                        | Formula   | No          | No                 | No       |             |
| <b>Military</b>                               |                                |                              |                  |                      |                        |   |             |                    |          |             |
| Coast Guard Bridge Alteration                 | Department of Defense          |                              | DOT              | Yes                  | 142,000,000            | Nationally  | Grant       | No                 | No       | ASAP        |
| National Guard: Military Construction         | Department of Defense          |                              | CCPS             | Yes                  | 100,000,000            | Nationally  | Application | No                 | Yes      | No          |
| Veteran Services Long-Term Care Facilities    | Department of Veterans Affairs |                              | DOA/HHS          | Yes                  | 150,000,000            | Nationally  | Application | No                 | Yes      | No          |

**ARRA - 2009 Federal Stimulus Summary for North Carolina**  
**Category: Nutrition**

| Title   | Federal Agency            | State Agency | Existing Program | Amount<br>FY 2009-10 | Amount<br>FY 2010-2011 | Funding Mechanism   | Supplant | Match/<br>MOE | Flexible | Time<br>Period |
|---|---------------------------|--------------|------------------|----------------------|------------------------|---|----------|---------------|----------|----------------|
| Supplemental Nutrition Assistance Program (Food Stamps)                 | Department of Agriculture | DHHS         | Yes              | N/a                  | N/a                    | Current Formula   | No       | No            | No       | 3 Years        |
| Supplemental Nutrition Assistance Program (Food Stamps), Administration | Department of Agriculture | DHHS         | Yes              | 4,700,000            | 4,700,000              | Current Formula   | Yes      | Local         | No       | 2 Years        |
| WIC   | Department of Agriculture | DHHS         | Yes              | Pending              | Pending                | Discretionary   | No       | Yes           | No       | 1 Years        |
| Emergency Food Assistance Program (TEFAP)                               | Department of Agriculture | Local        | Yes              | 1,662,801            | 1,662,801              | In-kind grants of food to food banks based on State pop below FPL | No       | No            | No       | 0 Years        |
| School Lunch Equipment  | Department of Agriculture | DPI          | Yes              | 1,439,477            | 1,439,477              | Current Formula   | No       | No            | No       | 1 Years        |
| Senior Meals Programs   | Health and Human Services | DHHS         | Yes              | 1,834,500            | 1,834,500              | Grant   | Yes      | Pending       | Yes      | 2 Years        |

**ARRA - 2009 Federal Stimulus Summary for North Carolina**  
**Category: Technology and Science**

| Title  | Federal Agency                                 | State Agency                 | Existing Program | Amount<br>FY 2009-10 FY 2010-2011 | Funding Mechanism         | Supplant  | Match/<br>MOE | Flexible | Time<br>Period |
|--|--|------------------------------|------------------|-----------------------------------|---------------------------|-----------|---------------|----------|----------------|
| Broadband Technology Opportunities Program                         | Department of Commerce                         | ENC                          | Yes              | \$4,350,000,000 Nationally        | Competitive Grant         | Pending   | 20%           | Pending  | Until Expended |
| Broadband Mapping Grants   | Department of Commerce                         | ENC                          | Yes              | \$350,000,000 Nationally          | Grant                     | Pending   | Pending       | Pending  | Until Expended |
| Distance Learning, Telemedicine, and Broadband Program             | Department of Agriculture                      | Local                        | No               | \$2,500,000,000 Nationally        | Grant/Loan/Loan Guarantee | Pending   | None          | Pending  | Until Expended |
| National Science Foundation Research and Related Activities        | National Science Foundation                    | University of North Carolina | Yes              | \$2,500,000,000 Nationally        | Competitive Grant         | Potential | No            | Yes      | 10-Sep-10      |
| National Center for Research Resources                             | National Institutes of Health                  | University of North Carolina | Yes              | \$1,300,000,000 Nationally        | Competitive Grant         | Potential | Waived        | Yes      | Pending        |
| National Institute of Standards and Technology Research Facilities | National Institute of Standards and Technology | University of North Carolina | Yes              | \$360,000,000 Nationally          | Competitive Grant         | Potential | No            | Yes      | Pending        |

**ARRA - 2009 Federal Stimulus Summary for North Carolina**  
**Category: Transportation**

| Title   | Federal Agency | State Agency      | Existing Program | Amount<br>FY 2009-10 FY 2010-2011 | Funding Mechanism                | Supplant | Match/<br>MOE | Flexible | Time Period  |
|---|----------------|-------------------|------------------|-----------------------------------|----------------------------------|----------|---------------|----------|--|
| Highway Infrastructure Investment   | Transportation | Transportation    | Yes              | \$735,527,000                     | Formula (After Set Aside)        | No       | Yes           | Yes      | 120 Days After Apportionment/50% after Apportionment in one year |
| Capital Assistance for High Speed Rail Corridors and Intercity Passenger Rail Service | Transportation | Transportation    | Yes              | \$8,000,000,000 Nationally        | Grants                           | No       | Waived        | Yes      | 30-Sep-14  |
| Transit Capital Assistance  | Transportation | Transportation    | Yes              | \$103,304,000                     | 0                                | No       | Yes           | Yes      | 10-Mar-09  |
| Supplemental Discretionary Grants for a National Surface Transportation System        | Transportation | Transportation    | No               | \$1,500,000,000 Nationally        | Discretionary Grants             | No       | Waived        | Yes      | 30-Sep-10  |
| Grants in Aid to Airports   | Transportation | Airport Authority | Yes              | \$1,100,000,000 Nationally        | Grants to Airports               | No       | Yes           | No       | Flexible   |
| Fixed Guideway Infrastructure Investment  | Transportation | Transportation    | No               | 0                                 | 0 Existing Formula               | No       | Waived        | No       | 10-Mar-09  |
| Capital Investment Grants   | Transportation | Transportation    | Yes              | \$750,000,000 Nationally          | Discretionary Grants             | No       | Waived        | Yes      | 30-Sep-10  |
| Supplemental Grants for Assistance to Small Shipyards                                 | Transportation | Transportation    | Yes              | \$100,000,000 Nationally          | Previous Application             | No       | Yes           | No       | Pending  |
| Set-Aside for Construction of Ferry Boats and Terminals                               | Transportation | Transportation    | Yes              | \$60,000,000 Nationally           | Competitive Discretionary Grants | No       | Pending       | Pending  | 30-Sep-12  |

## ARRA Funding For Which Allocation Has Yet To Be Determined

Current as of March 24, 009

| Title  | Sub-committee | Federal Agency                                 | State Agency                                    | Amount          |               | North Carolina Estimated Amount | Estimation Method                   | Funding Mechanism            |
|--|---------------|--|---|-----------------|---------------|---------------------------------|-------------------------------------|------------------------------|
|  |               |  |   | FY 2009-10      | FY 2010-2011  |                                 |                                     |                              |
| Army Corp of Engineers Construction Projects                       | Capital       | Army Corp of Engineers                         | Department of Environment and Natural Resources | \$2,000,000,000 |               | Allocate to Current Projects    | Awaiting Response from US Army Corp | Allocate to Current Projects |
| Army Corp of Engineers Operation and Maintenance Projects          | Capital       | Army Corp of Engineers                         | Department of Environment and Natural Resources | \$2,075,000,000 |               | Allocate to Current Projects    | Awaiting Response from US Army Corp | Allocate to Current Projects |
| Impact Aid   | Education     | Education                                      | LEAs  | \$              | 100,000,000   | 3,030,000                       | Percent of Population               |                              |
| Innovation Fund  | Education     | Education                                      | LEAs  | \$              | 650,000,000   | 19,695,000                      | Percent of Population               | Competitive Grants           |
| Teacher Incentive  | Education     | Education                                      | DPI/LEAs  | \$              | 200,000,000   | 6,060,000                       | Percent of Population               | Competitive Grants           |
| Statewide Data   | Education     | Education                                      | DPI   | \$              | 250,000,000   | 7,575,000                       | Percent of Population               | Competitive Grants           |
| State Incentive Funds  | Education     | Education                                      | DPI   | \$              | 4,350,000,000 | 131,805,000                     | Percent of Population               | Competitive Grants           |
| Comm. College/ Training Grants                                     | Education     | Labor  | Community Colleges                              | \$              | 90,000,000    | 2,727,000                       | Percent of Population               | Grant                        |
| Higher Ed Teacher Quality  | Education     | Education                                      | DPI   | Pending         | Pending       | 0                               | Percent of Population               | Competitive Grants           |
| Adult Employ/Training  | Education     | Labor  | Community Colleges                              | \$              | 3,950,000,000 | 119,685,000                     | Percent of Population               | Pending                      |
| National Science Foundation Research and Related Activities        | Education     | National Science Foundation                    | University of North Carolina                    | \$              | 2,500,000,000 | 75,750,000                      | Percent of Population               | Competitive Grant            |
| National Center for Research Resources                             | Education     | National Institutes of Health                  | University of North Carolina                    | \$              | 1,300,000,000 | 39,390,000                      | Percent of Population               | Competitive Grant            |
| National Institute of Standards and Technology Research Facilities | Education     | National Institute of Standards and Technology | University of North Carolina                    | \$              | 360,000,000   | 10,908,000                      | Percent of Population               | Competitive Grant            |

Fiscal Research Division

DRAFT

ARRA Funding For Which Allocation Has Yet To Be Determined

Current as of March 24, 009

| Title  | Sub-committee | Federal Agency                 | State Agency                  | Amount     |               | North Carolina Estimated Amount             | Estimation Method                           | Funding Mechanism                                     |
|--|---------------|--------------------------------|-------------------------------|------------|---------------|---|---|---|
|  |               |                                |                               | FY 2009-10 | FY 2010-2011  |   |   |   |
| Violence Against Women: Housing                                      | Gen Gov       | DOJ                            | Department of Administration  | Pending    |               |   | Pending                                     | Application & formula                                 |
| Public Housing Capital Fund Competitive Grants                       | Gen Gov       | HUD                            | Housing Finance Agency/Locals | \$         | 1,000,000,000 | 30,300,000                                  | Percent of Population                       | Competitive Grants                                    |
| Assisted Housing Stability and Energy and Green Retrofit Investments | Gen Gov       | HUD                            | Housing Finance Agency/Locals | \$         | 2,250,000,000 | 68,175,000                                  | Percent of Population                       | Pending   |
| Neighborhood Stabilization Program                                   | Gen Gov       | HUD                            | Housing Finance Agency/Locals | \$         | 2,000,000,000 | 60,600,000                                  | Percent of Population                       | Competitive Grants                                    |
| Distance Learning, Telemedicine, and Broadband Program               | Gen Gov       | Department of Agriculture      | Local                         | \$         | 2,500,000,000 | 75,750,000                                  | Percent of Population                       | Grant/Loan/Loan Guarantee                             |
| Unspecified Flexible Child and Family Service Programs               | HHS           | HHS                            | DHHS                          | \$         | 50,000,000    | 1,515,000                                   | Percent of Population                       | Grant   |
| Prevention and Wellness Fund Grants (Other)                          | HHS           | HHS                            | DHHS                          | Pending    | Pending       | Pending                                     |   | Competitive Grant                                     |
| Veteran Services Long-Term Care Facilities                           | HHS/Capital   | Department of Veterans Affairs | DOA/HHS                       | \$         | 150,000,000   | 4,545,000                                   | Percent of Population                       | Application   |
| Community Oriented Policing Services                                 | JPS           | DOJ                            | CCPS                          | \$         | 1,000,000,000 | 30,300,000                                  | Percent of Population                       | Local and state agencies apply to the federal program |
| National Guard: Military Construction                                | JPS           | Department of Defense          | CCPS                          | \$         | 100,000,000   | Pending Response from Department of Defense | Pending Response from Department of Defense | Application   |

## ARRA Funding For Which Allocation Has Yet To Be Determined

Current as of March 24, 009

| Title   | Sub-committee | Federal Agency                      | State Agency                                    | Amount     |               | North Carolina Estimated Amount | Estimation Method           | Funding Mechanism                |
|---|---------------|-------------------------------------|---|------------|---------------|---------------------------------|-----------------------------|----------------------------------|
|   |               |                                     |   | FY 2009-10 | FY 2010-2011  |                                 |                             |                                  |
| Port Security Grants                            | NER           | Federal Emergency Management Agency | Commerce/ NC State Ports Authority              | \$         | 150,000,000   | 4,545,000                       | Percent of Population       | Risk-Based Grant                 |
| Brownfield                                      | NER           | Environmental Protection Agency     | Department of Environment and Natural Resources | \$         | 100,000,000   | 3,030,000                       | Percent of Population       | Competitive Grants               |
| Diesel Emission Reduction Act Grants            | NER           | Environmental Protection Agency     | Department of Environment and Natural Resources | \$         | 19,000,000    | 2,375,000                       | Divided by States in Region | Grant and Loan                   |
| Watershed and Flood Prevention                  | NER           | Department of Agriculture           | Pending   | \$         | 290,000,000   | 8,787,000                       | Percent of Population       | Grants                           |
| Watershed Rehabilitation Program                | NER           | Department of Agriculture           | Pending   | \$         | 50,000,000    | 1,515,000                       | Percent of Population       | Risk Based Grants                |
| Energy Efficiency and Conservation Block Grants | NER           | Dept. of Energy                     | Department of Administration                    | \$         | 3,200,000,000 | 96,960,000                      | Percent of Population       | Allocation and Competitive Grant |
| Hazardous Substance Superfund                   | NER           | Environmental Protection Agency     | Department of Environment and Natural Resources |            | \$600,000,000 | 18,180,000                      | Percent of Population       |                                  |

## ARRA Funding For Which Allocation Has Yet To Be Determined

Current as of March 24, 009

| Title  | Sub-committee  | Federal Agency                      | State Agency                                    | Amount     |                 | North Carolina Estimated Amount | Estimation Method     | Funding Mechanism                                |
|--|----------------|-------------------------------------|---|------------|-----------------|---------------------------------|-----------------------|--|
|  |                |                                     |   | FY 2009-10 | FY 2010-2011    |                                 |                       |  |
| Leaking Underground Storage Tank Trust Fund                                      | NER            | Environmental Protection Agency     | Department of Environment and Natural Resources |            | \$200,000,000   | 6,060,000                       | Percent of Population | Grant  |
| Broadband Technology Opportunities Program                                       | NER            | Department of Commerce              | eNC   |            | \$4,350,000,000 | 131,805,000                     | Percent of Population | Competitive Grant                                |
| Public Transportation and Railroad Security Assistance ("Public Transit Grants") | Transportation | Federal Emergency Management Agency | Transportation                                  |            | \$150,000,000   | 4,545,000                       | Percent of Population | Available to Charlotte Area Transit System only. |
| Coast Guard Bridge Alteration  | Transportation | Department of Defense               | DOT   |            | \$142,000,000   | 4,302,600                       | Percent of Population | Grant  |
| Supplemental Discretionary Grants for a National Surface Transportation System   | Transportation | Transportation                      | Transportation                                  |            | \$1,500,000,000 | 45,450,000                      |                       | Discretionary Grants                             |
| Capital Investment Grants  | Transportation | Transportation                      | Transportation                                  |            | \$750,000,000   | 22,725,000                      | Percent of Population | Discretionary Grants                             |
| Set-Aside for Construction of Ferry Boats and Terminals                          | Transportation | Transportation                      | Transportation                                  |            | \$60,000,000    | 1,818,000                       | Percent of Population | Competitive Discretionary Grants                 |

**ARRA Funding For Which Allocation Has Yet To Be Determined**

Current as of March 24, 009

| Title   | Sub-committee  | Federal Agency | State Agency   | Amount<br>FY 2009-10    FY 2010-2011 | North Carolina<br>Estimated Amount | Estimation<br>Method  | Funding Mechanism |
|---|----------------|----------------|----------------|--------------------------------------|------------------------------------|-----------------------|-------------------|
| Capital Assistance for High Speed Rail Corridors and Intercity Passenger Rail Service | Transportation | Transportation | Transportation | \$ 8,000,000,000                     | 242,400,000                        | Percent of Population | Grants            |

Note: Allocation Amounts Subject to Change

**ARRA Funding For Which Allocation Amount is Known**

Current as of March 24, 2009

| Title                                   | Sub-committee | Federal Agency            | State Agency                  | Amount         |                | Funding Mechanism               |
|---|---------------|---------------------------|-------------------------------|----------------|----------------|---------------------------------|
|   |               |                           |                               | FY 2009-10     | FY 2010-2011   |                                 |
| Title I Grants                          | Education     | Education                 | DPI                           | \$ 128,728,180 | \$ 128,728,180 | Current formula                 |
| Title I School Improvement              | Education     | Education                 | DPI                           | \$ 38,618,454  | \$ 38,618,454  | Current formula                 |
| IDEA: Part B                            | Education     | Education                 | DPI                           | \$ 157,210,000 | \$ 157,210,000 | Current formula                 |
| IDEA: Part B Preschool                  | Education     | Education                 | DPI                           | \$ 6,040,000   | \$ 6,040,000   | Current formula                 |
| Homeless Assist.                        | Education     | Education                 | DPI                           | \$ 645,000     | \$ 645,000     | Current formula                 |
| Education Technology                    | Education     | Education                 | DPI                           | \$ 8,179,529   | \$ 8,179,529   | Current formula                 |
| School Lunch Equipment                  | Education     | Department of Agriculture | DPI                           | \$ 1,439,477   | \$ 1,439,477   | Current Formula                 |
| Education                               | Full Chairs   | Education                 | Education                     | \$ 580,965,782 | \$ 580,965,782 | Current formula                 |
| General                                 | Full Chairs   | Education                 | General Availability          | \$ 129,261,335 | \$ 129,261,335 | Current formula                 |
| State Energy Programs                   | Gen Gov       | Dept. of Energy           | Department of Administration  | \$ 37,994,500  | \$ 37,994,500  | Grant                           |
| Public Housing Capital Fund Allocations | Gen Gov       | HUD                       | Housing Finance Agency/locals | \$ 41,924,000  | \$ 41,924,000  | Grant based on 2008 allocations |
| HOME Investment Partnership Program     | Gen Gov       | HUD                       | Housing Finance Agency/locals | \$ 26,047,523  | \$ 26,047,523  | Grant based on 2008 formula     |
| Homelessness Prevention Fund            | Gen Gov       | HUD                       | HHS (OEO)                     | \$ 14,612,500  | \$ 14,612,500  | Current formula                 |
| Weatherization Assistance Grants        | HHS           | Dept. of Energy           | Health and Human Services     | \$ 102,536,250 | \$ 34,178,750  | Grant                           |
| IDEA: Part C                            | HHS           | Education                 | DHHS                          | \$ 6,370,000   | \$ 6,370,000   |                                 |
| TANF                                    | HHS           | HHS                       | DHHS (DSS)                    | \$ 150,000,000 | \$ 37,500,000  | New contingency fund            |

**DRAFT**

Note: Allocation Amounts Subject to Change

**ARRA Funding For Which Allocation Amount is Known**

Current as of March 24, 2009

| Title   | Sub-committee | Federal Agency            | State Agency                   | Amount           |                | Funding Mechanism                                       |
|---|---------------|---------------------------|--------------------------------|------------------|----------------|---|
|   |               |                           |                                | FY 2009-10       | FY 2010-2011   |   |
| TANF Supplemental Grants  | HHS           | HHS                       | DHHS (DSS)                     | \$ 27,075,000    | \$ 9,025,000   | Allocation to States already qualified                  |
| Community Services Block Grant  | HHS           | HHS                       | DHHS (OEO)                     | \$ 8,748,333     | \$ 11,664,444  | Increase in block grant                                 |
| Child Care and Development Block Grants                                 | HHS           | HHS                       | DHHS                           | \$ 67,543,000    |                | Increase in block grant                                 |
| Vocational Rehabilitation Agency Funding                                | HHS           | Education                 | DHHS (DVR/DSB)                 | \$ 9,014,504     | \$ 9,014,504   | Grant   |
| Independent Living programs   | HHS           | Education                 | SILC                           | \$ 201,170       | \$ 201,170     | Grant   |
| Older Blind Individuals   | HHS           | Education                 | DSB                            | \$ 521,182       | \$ 521,182     | Grant   |
| Child Support Law Changes   | HHS           | HHS                       | DHHS                           | \$ 26,350,000    | \$ 26,350,000  | Matches other federal Child Support Enforcement dollars |
| Medicaid FMAP Increase  | HHS           | HHS                       | DHHS                           | \$ 1,090,000,000 | \$ 540,000,000 | Change in formula                                       |
| Medicaid Disproportionate Share   | HHS           | HHS                       | DHHS                           | \$ 7,314,833     | \$ 7,314,833   | Change in formula                                       |
| Foster Care and Adoption FMAP increase                                  | HHS           | HHS                       | DHHS (DSS)                     | \$ 5,233,109     | \$ 2,616,554   | Change in formula                                       |
| Prevention and Wellness Fund Grants (Immunization)                      | HHS           | HHS                       | DHHS                           | \$ 5,689,500     | \$ 5,689,500   | Formula   |
| Supplemental Nutrition Assistance Program (Food Stamps), Administration | HHS           | Department of Agriculture | DHHS                           | \$ 4,700,000     | \$ 4,700,000   | Current Formula   |
| Senior Meals Programs   | HHS           | Health and Human Services | DHHS                           | \$ 1,834,500     | \$ 1,834,500   | Grant   |
| Byrne/JAG Grants  | JPS           | DOJ                       | State/locals                   | \$ 17,245,779    | \$ 17,245,779  | Formula & competitive grants                            |
| Violence Against Women: Grants  | JPS           | DOJ                       | CCPS                           | \$ 6,350,000     |                | Competitive grants                                      |
| Internet Crimes Against Children  | JPS           | DOJ                       | DOJ                            | \$ 744,000       |                | Federal fund receipt to the NCDIJ ICAC program          |
| Victims Comp. & Assistance  | JPS           | DOJ                       | CCPS                           | \$ 648,000       |                | Formula   |
| Unemployment Comp Admin   | NER           | Labor                     | Employment Security Commission | \$ 7,380,500     | \$ 7,380,500   | New funding formula                                     |
| Workforce Investment Act  | NER           | Labor                     | Commerce                       | \$ 37,802,534    | \$ 37,802,534  | Grant   |

**DRAFT**

Note: Allocation Amounts Subject to Change

**ARRA Funding For Which Allocation Amount is Known**

Current as of March 24, 2009

| Title   | Sub-Committee  | Federal Agency                  | State Agency                                    | Amount         |              | Funding Mechanism                |
|---|----------------|---------------------------------|---|----------------|--------------|----------------------------------|
|   |                |                                 |   | FY 2009-10     | FY 2010-2011 |                                  |
| State Unemployment Insurance and Employment Services Grants | NER            | Labor                           | Commerce  | \$ 11,000,000  |              | Current formula                  |
| Community Service Employment for Older Americans            | NER            | Labor                           | DHHS  | \$ 1,583,153   | \$ 1,583,153 | Grants to existing grantees only |
| Clean Water State Revolving Funds                           | NER            | Environmental Protection Agency | Department of Environment and Natural Resources | \$ 71,279,000  |              | Current Allocation               |
| Diesel Emission Reduction Act Grants                        | NER            | Environmental Protection Agency | Department of Environment and Natural Resources | \$ 1,730,000   |              | Grant                            |
| Drinking Water Revolving Funds                              | NER            | Environmental Protection Agency | Department of Environment and Natural Resources | \$ 65,625,000  |              | Current Allocation               |
| State Clean Diesel Grant                                    | NER            | Environmental Protection Agency | Department of Environment and Natural Resources | \$ 1,730,000   |              | Grant                            |
| Community Development Block Grant                           | NER            | HUD                             | Commerce  | \$ 9,717,958   | \$ 9,717,958 | Current formula                  |
| Highway Infrastructure Investment Grant                     | Transportation | Transportation                  | Transportation                                  | \$ 735,527,000 |              | Formula (After Set Aside)        |

## **Federal Economic Stimulus/Recovery Plan NC Department of Transportation**

The American Recovery and Reinvestment Act was signed into law on February 17, 2009. The primary focus of the plan is preserving and creating jobs. Therefore, projects should be strategically selected to represent geographical diversity, broad scope, and benefit a wide range and size of industry partners. They should also be let to contract strategically to the benefit of the Department and industry partners in order to manage workload and cash flow.

The USDOT portion of the Act provides \$48.1 billion of categorical stimulus funding, including \$27.5 billion for highways and bridges, \$6.9 billion for transit formula grants, and various multi-modal competitive grants. North Carolina's expected share of highway and bridge funding is \$735 million to be distributed by the state equity formula and \$103 million in transit federal formula grants. States must obligate 50% of available funds within 120 days and the remainder within one year of enactment. Also, the Act states that "priority is to be given to projects that are projected for completion within a three year time frame and are located in economically distressed areas as defined by Section 301 of the Public Works and Economic Development Act of 1965." The Governor must certify within 30 days of enactment "maintenance of effort" of projects previously planned for delivery outside of stimulus funding. Failure to maintain effort will prevent a state from receiving redistribution funds for fiscal year 2011. There are periodic reporting requirements for project spending and jobs created or sustained beginning 90 days after enactment and continuing for three years.

### **Activities to Date**

- Identified \$5.17 billion in highway/bridge projects and \$1.035 billion in other modal projects that have the potential to be under contract in 180 days or meet a cash payout within 36 months. (In response to AASHTO survey.) The sources of projects were the potential deferred 6 month let list, out year and unfunded TIP projects, Division managed projects, including safety, mobility, and infrastructure deficiencies, and local public transportation planners and public transportation providers (i.e. MPOs, RPOs, municipal and county transportation providers).
- Evaluating all projects for:
  - Alignment with Mission and Goals – safety, mobility, and infrastructure health
  - Alignment with Long Range Plan strategic investment scenario
  - Locations on Strategic Highway Corridors
  - Accuracy in project cost estimates and delivery timelines (permits, utilities, ROW)
  - Scope, cost, geographical diversity and economic impact
  - Consideration to economically distressed counties
- Evaluating project scope and delivery method to determine best format to meet early cash payout provision.
- Reviewed GARVEE capacity/programmed projects for potential realignment.
- Regular outreach meetings beginning in December with Board of Transportation, industry, and local planning and government entities on project selection and delivery strategy.
- Proceeding with STIP and MTIP amendment process on initial list of projects.
- Preparing to submit applications for discretionary grant funds as soon as USDOT has defined the criteria and process as directed in the Act within 90 days.

- 70 stimulus projects will be let March-June 2009 and are estimated to cost \$466 million. This utilizes the required 50% or \$257 million that needs to be obligated in the first 120 days after enactment. We have positioned ourselves to take advantage of any redistribution of funds from other States who do not spend their funds.
- A portion of the stimulus funds are allocated for certain urbanized areas (Asheville, Charlotte, Durham, Fayetteville, Greensboro, Raleigh, Winston-Salem). These areas will be given the opportunity to select stimulus projects but they must be ready by Oct. 1. If their projects are not ready, NCDOT will have alternate projects identified and ready to go in order to ensure we spend all funds so they do not lapse
- The Act also set aside \$22.2 million for enhancement projects. We are working with MPOs and RPOs and have already identified \$12.2 million in projects. Remaining projects over the next few months.
- The "second wave" of projects will be identified using the same process by April in order to utilize the remaining highway and bridge funds and complete the equity distribution.
- A similar process is underway for transit and should be completed within the next 30 days as more is known about the funding grant criteria being developed by FTA, FRA and FAA.
- Discretionary grant opportunities, funding above NC's formula share, are being aggressively pursued.
- ARRA Certifications:
  - 1511 Certification (Project List March – June 2009 Let) March 2, 2009
  - 1607 Certification (Create Jobs/Promote Economic Growth) March 4, 2009
  - 1201 Certification (Maintenance of Effort) March 19, 2009
- ARRA Reports:
  - 1586 Report (Project Plan Detail) March 31, 2009 (Matches 1511 Certification)
  - Upcoming: US House Transportation and Infrastructure Committee Project Report– April 3, 2009
  - Upcoming: Monthly Project Status Reports through September 2012
  - Upcoming: Monthly Job Status Reports through September 2012

1  
\$ 300 Billions

MAJOR TAX PROVISIONS IN THE AMERICAN RECOVERY AND REINVESTMENT ACT OF 2009

| Section | Provision/Program   | Brief Summary  |  |       |       |    |    | NC Impact/Provision | FY09-10 | FY10-11 | FY11-12 | FY12-13 | FY13-14 |
|---------|---|--|--|-------|-------|----|----|---------------------|---------|---------|---------|---------|---------|
|         |   | Tax Relief for Individuals and Families  |  |       |       |    |    |                     |         |         |         |         |         |
| 1001    | "Making Work Pay" Tax Credit  | Provides a refundable tax credit for 2009 and 2010 of \$400 for individuals and \$800 for families. The credit is calculated at a rate of 6.2% of earned income, and phases out at \$75,000 or \$150,000 for MFL. Taxpayers have the option of receiving this benefit through a reduction in the amount of income tax that is withheld from their paychecks or through claiming the credit on tax returns. | No   |       |       |    |    |                     |         |         |         |         |         |
| 1001    | Economic Recovery Payment to Recipients of Social Security, SSI, Railroad Retirement, and Veterans Disability Compensation Benefits | Provides a one-time payment of \$250 to retirees, disabled individuals, and SSI recipients receiving benefits from the SSA, Railroad Retirement beneficiaries, and disabled veterans receiving benefits from the US Dept. of Veterans Affairs. The one-time payment is a reduction to any allowable Making Work Pay credit.  | No   |       |       |    |    |                     |         |         |         |         |         |
| 1001    | Refundable Credit for Certain Federal and State Pensioners  | Provides a one-time refundable tax credit of \$250 in 2009 to certain government retirees who are not eligible for Social Security benefits. This one-time credit is a reduction to any allowable Making Work Pay credit.  | No   |       |       |    |    |                     |         |         |         |         |         |
| 1002    | Increase in Earned Income Tax Credit  | Temporarily increases the EITC for working families with three or more children. It increases the earned income tax credit from 40% to 45% of a family's first \$12,570 of earned income for families with three or more children and increases the beginning point of the phase-out range for married couples filing a joint return by \$1,880.   | Yes. A taxpayer who claims the federal EITC is allowed a refundable credit against NC taxable income equal to 5% of the amount of credit the individual qualified for at the federal level. [G.S. 105-151.311] | (3.2) | (5.2) | -- | -- |                     |         |         |         |         |         |
| 1003    | Increase Eligibility for Refundable Portion of Child Credit   | Increases the eligibility for the refundable child tax credit in 2009 and 2010. For 2008, the child tax credit is refundable to the extent of 15% of the taxpayer's earned income in excess of \$8,500. This floor is reduced to \$3,000 for 2009 and 2010.  | No   |       |       |    |    |                     |         |         |         |         |         |
| 1004    | "American Opportunity" Education Tax Credit   | Provides taxpayers with a new tax credit of up to \$2,500 of the cost of tuition and related expenses paid during taxable years 2009 and 2010. Taxpayers will receive a tax credit of 100% of the first \$2,000 of tuition and expenses and 25% of the next \$2,000. 40% of the credit is refundable. The credit phases out for taxpayers with AGI over \$80,000 (\$160,000 MFL).                          | No   |       |       |    |    |                     |         |         |         |         |         |
| 1005    | Computers as Qualified Expenses in 529 Plans  | Provides that computers and computer technology qualify as qualified education expenses under 529 Plans in addition to items currently covered (tuition, room & board, mandatory fees and books)   | No   |       |       |    |    |                     |         |         |         |         |         |

<sup>1</sup> The provisions shaded in gray will have no direct impact on North Carolina taxable income, but have been included for comprehensiveness because they are in the ARRA.

Prepared by the NCGA Research and Fiscal Research Divisions  
Sources: Joint Committee on Taxation, IRS, CCH, Department of Revenue, and Office of State Budget and Management.

| Section                              | Provision/Program  | Brief Summary   | NC Impact/Provision | FY09-10              | FY10-11 | FY11-12 | FY12-13 | FY13-14 |
|--------------------------------------|--|---|---------------------|----------------------|---------|---------|---------|---------|
| 1006                                 | Refundable First-Time Home Buyer Credit                        | Increases the maximum value of the tax credit for first-time home buyers to \$8,000 (up from \$7,500), removes the prohibition on financing by mortgage revenue bonds, extends the availability until December 31, 2009, and eliminates the repayment obligation for taxpayers that purchase homes after January 1, 2009. The credit phases out for taxpayers with AGI over \$75,000 (\$150,000 MFJ). The credit is recaptured if the house is sold within 3 years of purchase.   | No                  | NA effect on revenue | --      | --      | --      | --      |
| 1007                                 | Temporary Suspension of Taxation of Unemployment Benefits      | Temporarily suspends, for taxable year 2009, federal income tax on the first \$2,400 of unemployment benefits per recipient. Any unemployment benefits over \$2,400 will be subject to federal income tax.  | Yes                 | (47.8) million       | --      | --      | --      | --      |
| 1008                                 | Sales Tax Deduction for New Vehicle Purchases                  | Provides all taxpayers with a deduction for State and local sales and excise taxes paid on the purchase (up to \$49,500) of new cars, light truck, recreational vehicles, and motorcycles through 2009. This deduction is subject to a phase-out for taxpayers with AGI in excess of \$125,000 (\$250,000 for MFJ returns).   | Yes                 | (22.0) million       | --      | --      | --      | --      |
| 1011 & 1012                          | Extension of AMT Relief for 2009                               | Extends AMT relief for nonrefundable personal credits and increases the AMT exemption amount to \$46,700 for individuals and \$70,950 for joint filers.   | No                  | --                   | --      | --      | --      | --      |
| 1151                                 | Transit Benefits Parity  | Increases the current exclusion amount from employee income for transit passes and van pooling from \$120 per month to \$230 per month for 2009 and continues through 2010 with an inflation adjustment. This new provision equalizes the \$230/month amount now permitted for parking with similar inflation adjustments for 2010.   | Yes                 | (0.3)                | (0.2)   | --      | --      | --      |
| <b>Tax Incentives for Businesses</b> |  |   |                     |                      |         |         |         |         |
| 1201                                 | Extension of Bonus Depreciation                                | Temporarily extends the benefit Congress passed last year by allowing businesses to recover the costs of capital expenditures incurred in 2009 faster than the ordinary depreciation schedule allows by permitting a deduction of 50% in the first year. The 50% bonus depreciation is taken on top of the regular depreciation reported for the year property is placed in service.  | Yes                 | (118.4)              | (12.9)  | 46.2    | 38.6    | 23.5    |
| 1201                                 | Election to Accelerate Recognition of Historic AMT/R&D Credits | Temporarily extends through 2009 the benefit passed by Congress last year that allows businesses to accelerate the recognition of a portion of their historic AMT or R&D credits in lieu of bonus depreciation. The amount that taxpayers may accelerate is calculated based on the amount that each taxpayer invests in property that would otherwise qualify for bonus depreciation. This amount is capped at the lesser of 6% of historic AMT and R&D credits or \$30 million. | No                  | --                   | --      | --      | --      | --      |

| Section | Provision/Program                               | Brief Summary  |         |         |         |         |         |  |  |  |  |
|---------|---|--|---------|---------|---------|---------|---------|--|--|--|--|
|         |   | NC Impact/Provision  | FY09-10 | FY10-11 | FY11-12 | FY12-13 | FY13-14 |  |  |  |  |
| 1202    | Extension of Enhanced, Small Business Expensing | Yes<br>NC conformed to the 2008 increased expensing limits   | (3.3)   | 0.0     | 1.8     | 1.2     | --      |  |  |  |  |
| 1211    | 5-Year Carryback of NOL for Small Businesses    | Yes  | 4.7     | 5.0     | 4.3     | 3.2     | 2.1     |  |  |  |  |
| 1212    | Temporary Small Business Estimated Tax Relief   | No   |         |         |         |         |         |  |  |  |  |
| 1221    | Expansion of Work Opportunity Tax Credit        | Yes. A taxpayer who is allowed the federal credit may take a State credit in an amount equal to 6% of the amount of credit allowed under the Code for wages paid during the taxable year for positions located in this State. A position is located in this State if more than fifty percent (50%) of the employee's duties are performed in the State. [G.S. 105-129.16G] | (0.2)   | (0.2)   | (0.1)   | --      | --      |  |  |  |  |

| Section | Provision/Program  | Brief Summary   | NC Impact/Provision       | FY09-10 | FY10-11 | FY11-12 | FY12-13 | FY13-14 |
|---------|--|---|---------------------------|---------|---------|---------|---------|---------|
| 1231    | <ul style="list-style-type: none"> <li>• Delayed Recognition of Certain Cancellation of Debt Income</li> <li>• Deferral of Original Issue Discount Deduction (OID) in Debt-for-Debt Exchanges</li> </ul> | <ul style="list-style-type: none"> <li>• Allows certain businesses to recognize cancellation of debt income (CODI) over 10 years (defer tax on CODI for the first 4 or 5 years and recognize this income ratably over the following 5 taxable years) for specified types of business debt repurchased by the business after December 31, 2009, and before January 1, 2011.</li> <li>• In a debt-for-debt exchange for which the taxpayer elects to defer cancellation of debt (COD) income (above), if the new debt instrument has original issue discount deduction, then any otherwise allowable OID deduction for the new debt instrument not in excess of the related, deferred COD income is deferred and allowed as a deduction ratably over the same 5-year tax period in which the COD income is includible. This rule also generally applies where the taxpayer issues for cash a new debt instrument having OID to the extent the taxpayer uses the proceeds of the new debt instrument to reacquire its old debt.</li> </ul> | Yes                       | (166.8) | (79.1)  | (14.1)  | (2.3)   | --      |
| 1232    | Suspension of AHYDO Rules for Certain High-Yield Obligations   | Temporarily suspends the Applicable High-Yield Discount Obligation (AHYDO) rules, which disallow OID deductions on certain high-yield debt obligations, to certain debt obligations issued from September 1, 2008, through December 31, 2009, if the debt is issued in exchange for non-AHYDO debt (including an exchange resulting from a significant modification of a debt instrument).  | Yes                       | --      | --      | --      | --      | --      |
| 1241    | Small Business Capital Relief  | Temporarily increases from 50% to 75% the exclusion amount for individuals on the gain from the sale of certain small business stock held for more than 5 years. This change is only for stock issued after February 17, 2009 and before January 1, 2011 and does not apply to investments of a corporation. [IRC § 1202]   | Yes                       | 0       | 0       | --      | --      | --      |
| 1251    | Temporary Reduction of S Corporation Built-in Gains Holding Period   | Temporarily reduces from 10 to 7 years the holding period for assets subject to the built-in gains tax imposed after a C corp elects to become an S corp. This provision applies to S corps that recognize built-in gains in tax years beginning in 2009 and 2010. The built-in gains tax prevents C corps from avoiding corporate level tax on the disposition of appreciated assets it acquired while a C corp by first converting to S status. However, these rules also discourage S conversions in situations in which the business may not survive under C corp rules. This provision is designed to give shareholders more flexibility during the current economic crisis.   | No impact in next 7 years |         |         |         |         |         |
| 1261    | NOL Limitations on Banks Reinstated  | Repeals Notice 2008-83, effective for ownership changes after January 16, 2009, with respect to which there was no written agreement before that date. In Notice 2008-83, the IRS provided relief from the NOL limitations for corporations acquiring a financially-strapped bank. Consequently, the losses were not limited by the normal Code § 382 loss limitations.   | Yes                       | 14.2    | 6.5     | 2.6     | 1.8     | --      |

| Section   | Provision/Program   | Brief Summary  | NC Impact/Provision | FY09-10 | FY10-11 | FY11-12 | FY12-13 | FY13-14 |
|---|---|--|---------------------|---------|---------|---------|---------|---------|
| 1262  | Modification of § 382 Rules for Businesses Receiving TARP Funds | Clarifies application of § 382 Rules to businesses receiving funds under the Troubled Asset Relief Program (TARP). Although the act repeals Notice 2008-83, it concurrently creates an exception to the § 382 limitations for companies receiving TARP funds to aid in their restructuring. Specifically, for changes in control occurring after February 17, 2009, the § 382 Rules do not apply if the change in control occurs pursuant to a restructuring plan required under a loan agreement or a commitment for a line of credit entered into with the federal government under the Emergency Economic Stabilization Act of 2008.                      | Yes                 | --      | (0.1)   | (0.1)   | (0.5)   | --      |
| 1403  | Increase in New Markets Tax Credit                              | Increases this credit by authorizing maximum allocations of \$5 billion for 2008 and 2009. The credit is available for qualified equity investments made to acquire stock in a corporation, or a capital interest in a partnership, that is a qualified community development entity (CDE). The credit is determined by applying the applicable percentage (5% or 6%) to the amount paid to the CDE for the investment at its original issue, and is available for a taxable year to the taxpayer who holds the qualified equity investment on the date of the initial investment or on the respective anniversary date that occurs during the taxable year. | No                  |         |         |         |         |         |
| <p><b>Energy Tax Provisions</b></p> <p>The ARRA provides a number of Energy Tax Incentives, including the expansion or extension of several credits as well as the authorization of additional bonds and subsidized financing for renewable energy projects. These incentives will not have a direct impact on North Carolina taxable income. With regard to the credits, North Carolina does not have any credits tied by reference to these federal credits, and the credits are applied "below-the-line." Given the lack of fiscal impact, this chart lists the federal credits impacted by the legislation but does not include a detailed summary of each energy incentive credit or program. The federal credits included in the ARRA legislation are as follows:</p> <ul style="list-style-type: none"> <li>• Residential Energy Property Credit</li> <li>• Residential Energy Efficient Property Credit</li> <li>• Alternative Fuel Pump Tax Credit</li> <li>• Renewable Electricity Production Credit</li> <li>• Energy Investment Credit</li> <li>• Investment Credit Election</li> <li>• Plug-in Electric Vehicles Credit</li> </ul> |   |  |                     |         |         |         |         |         |
| <b>Total</b>  |   |  |                     | (343.1) | (86.1)  | 40.7    | 42.5    | 25.6    |

Prepared by the NCGA Research and Fiscal Research Divisions  
 Sources: Joint Committee on Taxation, IRS, CCH, Department of Revenue, and Office of State Budget and Management.



Richard Rogers  
Executive Director

CWMTF TRUSTEES

March 17, 2009

Mr. Danny Smith, Public Hearing Officer  
c/o Construction Grants & Loans Section, Division of Water Quality  
1633 Mail Service Center  
Raleigh, North Carolina 27699-1633

Re: March 17, 2009 Public Hearing - NC Clean Water State Revolving Fund Draft  
Intended Use Plan, State Project List, and Integrated Priority Rating system

Dear Mr. Smith,

I am writing to comment on the State Project List for projects to be funded through the North Carolina Clean Water State Revolving Fund (CWSRF) by the American Recovery and Reinvestment Act of 2009 (ARRA). This letter and the comments herein are requested to be made a part of the Public Hearing process that was advertised by the March 10, 2009 Public Notice for the Public Hearing to be held on March 17, 2009.

The N.C. Clean Water Management Fund (CWMTF) cash balance has been tapped to help plug the state's budget shortfall. The funding that has been taken from CWMTF was needed to support projects that have already been approved for funding. Thus, CWMTF no longer has funds available for these projects and would like for these projects, which are ready and can proceed without delay, to be able to submit applications for ARRA funding. CWMTF has identified 56 wastewater infrastructure projects and 15 stormwater/stream restoration projects, which were previously approved for CWMTF funding, which are "shovel ready" and could be considered eligible for ARRA funding through the CWSRF. Of the 56 wastewater infrastructure projects, 29 are from our 2009 applications and could be considered eligible for ARRA funds.

Twenty-five of the wastewater infrastructure projects are already on the State Project List. CWMTF requests the addition of 31 wastewater projects and 15 stormwater/stream restoration projects to the State Project List. CWMTF also requests to revise the "Assistance Amount (Cost Estimate)" for the 25 wastewater projects that are already on the State Project List. These requests are discussed in greater detail below.

1) Please add the 2 wastewater projects noted below to the State Project List. These projects are also listed Attachment No. 1. CWMTF believes that these projects will proceed quickly to construction and are the type of projects that are appropriate for the CWSRF Program Goals outlined in the Intended Use Plan:

Chair, Philip A. Baddour, Jr.  
GOLDSBORO

Ron Beane  
LENOIR

Yvonne S. Brannon  
RALEIGH

Norman C. Camp, III  
RALEIGH

Rick Coleman  
TABOR CITY

Karen Cragnolin  
ASHEVILLE

John Crumpler  
RALEIGH

Rance Henderson  
MORGANTON

Joseph M. Hester, Jr.  
ROCKY MOUNT

William Hollan  
WINSTON SALEM

Robert Howard  
SOUTHPORT

Charles Johnson  
GREENVILLE

Kevin Markham  
CARY

Chuck McGrady  
HENDERSONVILLE

Dickson McLean, Jr.  
WILMINGTON

John McMillan  
RALEIGH

Peter Rascoe  
EDENTON

Stan Vaughan  
CHARLOTTE

Claudette Weston  
WINSTON SALEM

Jerry Wright  
JARVISBURG

Danny Smith  
March 17, 2009  
Page Two

- Town of Fremont  
Project Type: Sewer Lines Rehabilitation  
Project Description: Replace/Rehabilitate Sewers  
Assistance Amount (Cost Estimate): \$464,000  
Estimated Contract Date: 6/17/09
- Chatham County  
Project Type: Reclaimed Water/ WWTP Upgrade  
Project Description: Reclaimed water main, pump station, storage tank; WWTP improvements  
Assistance Amount (Cost Estimate): \$7,030,519  
Estimated Contract Date: 6/17/09


2) The "Assistance Amount (Cost Estimate)" for the 25 wastewater projects that are already on the State Project List is actually the amount of the approved CWMTF funding for the project and not the total project cost. CWMTF requests that the dollar amount listed in the "Assistance Amount (Cost Estimate)" column of the State Project List be revised to the dollar amount shown in the "Assistance Amount (Cost Estimate)" column in the table in Attachment No. 1. This revised amount is the estimated project cost estimate, which should be considered eligible for ARRA funding.

3) Please add the 15 stormwater/stream restoration projects presented in Attachment No. 2 to the State Project List. CWMTF believes that these projects will proceed quickly to construction and are the type of projects that are appropriate for the CWSRF Program goals outlined in the Intended Use Plan.

4) We also request that you add our list of 29 wastewater projects from our 2009 applications to your list of projects eligible to be funded. We have reviewed these projects and believe these projects will proceed quickly to construction and are appropriate for the CWSRF Program goals outlined in the intended use plan. These projects are listed below our 2008 project list on Attachment 1.

Please add this letter and attachments to the public record of comments as a part of the March 17, 2009 public hearing. Consideration of these requests is greatly appreciated. If there are questions concerning wastewater projects, please contact Larry Horton (919-571-6748). If there are questions concerning stormwater/stream restoration projects, please contact Kevin Boyer (919-571-6740).

Sincerely,



Richard Rogers  
Executive Director

# ATTACHMENT NO. 1 - Wastewater Infrastructure Projects

## CWMTF ADDITIONS & REVISIONS - ARRA State Project List - PUBLIC HEARING March 17, 2009

| CWMTF Project No. | Community Name | County | Project Type | Project Description | CWMTF Funding Approved but not Available | ARRA Assistance Amount (Cost Estimate) | Project Design Status<br>(Information provided by Applicant/Recipient or their Consultant) |
|-------------------|----------------|--------|--------------|---------------------|--|--|--|
|-------------------|----------------|--------|--------------|---------------------|--|--|--|

### 2 Wastewater Infrastructure Projects - Request to be Added to State Project List

|           |                  |         |                              |   |           |             |   |
|-----------|------------------|---------|------------------------------|---|-----------|-------------|---|
| 2000B-505 | Chatham County   | Chatham | Reclaimed Water/WWTP Upgrade | Reclaimed water main, pump station, storage tank; WWTP improvements | \$250,000 | \$7,030,519 | Status as of 2/5/09: Design complete; bids have been taken; County is ready to award construction contract. |
| 2005B-507 | Fremont, Town of | Wayne   | Sewer Rehabilitation         | Replace/Rehabilitate Sewers   | \$116,000 | \$464,000   | Status as of 3/13/09: Design complete; bids have been taken; Town is ready to award construction contract.  |

### 25 CWMTF 2008 Cycle Wastewater Infrastructure Projects Already on the State Project List - Request Change to Amount in "ARRA Assistance Amount" column

|          |                                     |             |                      |   |             |             |  |
|----------|-------------------------------------|-------------|----------------------|---|-------------|-------------|--|
| 2008-504 | Benson, Town of                     | Johnston    | Reclaimed Water      | Reuse System Construction, (Hannah Creek)       | \$1,201,000 | \$2,803,500 | Status as of 2/26/09: Design 90% complete, est submittal for permit by mid-March '09, est. award construction June '09.  |
| 2008-505 | Boonville, Town of                  | Yadkin      | WWTP Upgrade         | WW Pump Station Upgrades (Tanyard Creek)        | \$41,000    | \$82,000    | Status as of 2/26/09: Design 85% complete, est permit approval by mid-April, advertise for construction bids May '09.  |
| 2008-508 | Chadbourm, Town of                  | Columbus    | Sewer Rehabilitation | Sewer Rehab (Soules Creek)                      | \$1,204,000 | \$1,397,536 | Status as of 2/26/09: Est. design complete July, est. permit approval August, award construction October '09.  |
| 2008-509 | Clarkton, Town of                   | Bladen      | WWTP Upgrade         | WWTP Upgrades, Septic Tanks (Brown Marsh Swamp) | \$500,000   | \$1,310,000 | Status as of 2/26/09:<br>- WWTP work: 10/31/08 Plans submitted to DWQ for review.<br>- Sewer work permitted & ready for construction.  |
| 2008-510 | Columbia, Town of                   | Tyrrell     | Sewer Rehabilitation | Sewer Rehab (Scuppermong River)                 | \$400,000   | \$500,000   | Status as of 2/26/09:<br>Plans 90% complete<br>Advertise for Bids: 3/15/09<br>Receive Bids: 4/15/09<br>Begin Construction: 5/15/09<br>Complete Construction: 12/31/09  |
| 2008-511 | Contentnea Metro. Sewerage District | Pitt        | Sewer Rehabilitation | Force Main Rehab (Contentnea Creek)             | \$400,000   | \$500,000   | Status as of 2/26/09: Design approximately 25% complete. Est. design complete by the end of March 2009.  |
| 2008-512 | Conway, Town of                     | Northampton | Sewer Rehabilitation | Sewer Rehab (Kirby's Creek)                     | \$1,612,000 | \$2,531,850 | Status as of 2/26/09: Design approximately 98% complete. Est. advertise for bids by the end of March 2009.   |
| 2008-514 | Enfield, Town of                    | Halifax     | Sewer Rehabilitation | Sewer Rehab & Septic Tanks (Fishing Creek)      | \$1,393,000 | \$2,014,955 | Status as of 2/26/09: Est. design complete July, est. permit approval August, award construction October '09.  |
| 2008-518 | Henderson, City of                  | Vance       | WWTP Upgrade         | UV Disinfection System (Nutbush Creek)          | \$1,581,000 | \$1,976,000 | Status as of 2/26/09: Design estimated to be complete mid-March 2009. Expect to receive construction bids by end of April.   |
| 2008-520 | Kenly, Town of                      | Johnston    | WWTP Upgrade         | WWTP Upgrades (Little River)                    | \$479,000   | \$689,275   | Status as of 2/26/09: Design estimated to be complete and make permit submittal by the end of March 2009   |
| 2008-522 | LaGrange, Town of                   | Lenoir      | WWTP Upgrade         | WWTP Headworks, Reclaimed Water (Mosely Creek)  | \$401,000   | \$474,388   | Status as of 2/26/09:<br>- Reclaimed water project: Design 90% complete, est submittal for permit by end of March '09, est. award construction July '09.<br>- Headworks project: Design 100% complete, permit & A-to-C received. |

# ATTACHMENT NO. 1 - Wastewater Infrastructure Projects

## CWMTF ADDITIONS & REVISIONS - ARRA State Project List - PUBLIC HEARING March 17, 2009

| CWMTF Project No. | Community Name                      | County      | Project Type         | Project Description                                      | CWMTF Funding Approved but not Available | ARRA Assistance Amount (Cost Estimate) | Project Design Status<br>(Information provided by Applicant/Recipient or their Consultant)   |
|-------------------|-------------------------------------|-------------|----------------------|--|--|--|--|
| 2008-524          | Lilesville, Town of                 | Anson       | Sewer Rehabilitation | Sewer Rehab (Smith Creek)                                | \$1,088,000                              | \$1,317,822                            | Status as of 2/26/09: Design 10% complete & est finished in July, est. permit approval August, award construction October '09.   |
| 2008-602          | Maple Hill Sewer District           | Pender      | Sewer                | Septic/WW Collection and Treatment (Holly Shelter Creek) | \$1,463,000                              | \$4,282,000                            | Status as of 2/26/09: Design 50% complete. Estimate design completion September 2009.  |
| 2008-526          | Maysville, Town of                  | Jones       | WWTP Upgrade         | WWTP Upgrades (White Oak River)                          | \$241,000                                | \$823,000                              | Status as of 2/26/09:<br>~ Sewer Rehab work: Plans & specs are complete and can be bid at any time, b/c do not require a DWQ permit.<br>~ WWTP work: Plans & specifications are complete and will be submitted for A-to-C review soon. |
| 2008-527          | Morven, Town of                     | Anson       | Sewer Rehabilitation | Sewer Rehab (S. Fork Jones Creek)                        | \$1,247,000                              | \$1,461,695                            | Status as of 2/26/09: Est. design complete July, est. permit approval August, award construction October '09.  |
| 2008-528          | Mount Olive, Town of                | Wayne       | Sewer Rehabilitation | Sewer Rehab (NE Cape Fear River)                         | \$717,000                                | \$2,016,768                            | Status as of 2/26/09: Estimate completing design by the end of March. Estimate permits received by end of April and receive bids by the end of May.  |
| 2008-604          | North Wilkesboro, Town of           | Wilkes      | Sewer                | Septic/Damascus Church Road (Little Cub Creek)           | \$1,071,000                              | \$1,766,640                            | Status as of 2/27/09: Design 35% complete. Estimate design complete mid-April and advertise for bids end of May 2009.  |
| 2008-531          | Princeville, Town of                | Edgecombe   | Sewer Rehabilitation | PS Rehab (Tar River)                                     | \$80,000                                 | \$100,000                              | Status as of 2/26/09: Estimates design completed by the end of March 2009.   |
| 2008-532          | Rich Square, Town of                | Northampton | Sewer Rehabilitation | Sewer Rehab (Bridgers Creek)                             | \$1,619,000                              | \$2,191,355                            | Status as of 2/26/09: Est. design complete July, est. permit approval August, award construction October '09.  |
| 2008-533          | Scotland Neck, Town of              | Halifax     | Sewer Rehabilitation | Sewer Rehab (Canal Creek)                                | \$1,591,000                              | \$1,861,526                            | Status as of 2/26/09: Est. design complete July, est. permit approval August, award construction October '09.  |
| 2008-536          | Tuckaseegee Water & Sewer Authority | Jackson     | WWTP Upgrade         | WWTP No. 1 Upgrades (Tuckaseegee River)                  | \$3,000,000                              | \$4,882,000                            | Status as of 2/26/09: Design completed, plans submitted for permit approval, review comments rec'd Feb '09, expects to resolve comments and advertise for bids in March 2009   |
| 2008-538          | Walnut Island Sanitary District     | Currituck   | WWTP Upgrade         | WWTP Upgrade (Poplar Branch Bay)                         | \$500,000                                | \$1,500,000                            | Status as of 2/26/09: Construction drawings and specifications are complete. The permit review process is nearly complete. Estimate begin construction in May '09.   |
| 2008-539          | Warsaw, Town of                     | Duplin      | Sewer Rehabilitation | Sewer Rehab (Stewart's Creek)                            | \$400,000                                | \$500,000                              | Status as of 2/26/09:<br>Plans are 75% complete<br>Advertise for Bids: 5/15/09<br>Receive Bids: 6/15/09<br>Begin Construction: 7/15/09<br>Complete Construction: 3/15/10   |
| 2008-542          | Windsor, Town of                    | Bertie      | Sewer Rehabilitation | Sewer Rehab (Cashie River)                               | \$1,147,000                              | \$1,646,550                            | Status as of 2/26/09: Final design started. Estimate design completed in late Spring, permits this summer and bids/construction beginning in early Fall.   |
| 2008-543          | Youngsville, Town of                | Franklin    | Sewer Rehabilitation | Sewer Rehab (Hattles Branch)                             | \$734,000                                | \$919,280                              | Status as of 2/26/09: Design 50% complete and estimate ready for bids in April '09.  |

# ATTACHMENT NO. 1 - Wastewater Infrastructure Projects

## CWMTF ADDITIONS & REVISIONS - ARRA State Project List – PUBLIC HEARING March 17, 2009

| CWMTF Project No. | Community Name | County | Project Type | Project Description | CWMTF Funding Approved but not Available | ARRA Assistance Amount (Cost Estimate) | Project Design Status<br>(Information provided by Applicant/Recipient or their Consultant) |
|-------------------|----------------|--------|--------------|---------------------|--|--|--|
|-------------------|----------------|--------|--------------|---------------------|--|--|--|

| 29 CWMTF 2009 Cycle Wastewater Infrastructure Projects - Request to be Added to State Project List |                         |             |                                       |   |    |             |  |
|--|-------------------------|-------------|---------------------------------------|---|----|-------------|--|
| 2009-501   | Albemarle, City of      | Stanly      | WWTP Upgrade                          | WWTP Upgrades (Long Creek)                          | na | \$4,353,000 | Status as of 2/2/09: Design is 20% complete; Permits will be started after grant award   |
| 2009-502   | Ayden, Town of          | Pitt        | Sewer Rehabilitation                  | Sewer Outfall Rehabilitation (Swift Creek)          | na | \$225,200   | Status as of 2/2/09: Design & Permitting are 50% completed. Design expected to be completed by Mar 31, 09 and Permitting to be completed by Apr 15, 09. Project can be designed with permits approved & ready to proceed 60 days after award date. |
| 2009-503   | Bailey, Town of         | Nash        | WWTP Upgrade                          | Irrigation System Upgrade (Camp Branch)             | na | \$1,054,000 | Status as of 2/2/09: Design is 10% complete; Permits are 5% completed with expected completion date of Dec 09  |
| 2009-504   | Bath, Town of           | Beaufort    | WWTP Upgrade/ Reclaimed water         | WWTP Upgrades & Reuse (Carter Creek)                | na | \$2,417,000 | Status as of 2/2/09: Design is 10% complete; Permits are 5% completed with expected completion date of Jun 09  |
| 2009-506   | Beulaville, Town of     | Duplin      | Reclaimed Water/ Sewer Rehabilitation | Reuse & Sewer Rehabilitation (Persimmon Branch)     | na | \$1,586,930 | Status as of 2/2/09: Design is 90% complete. Solicitation for construction bids is complete. Permits are 90% completed with expected completion date of Oct 09   |
| 2009-602   | Calabash, Town of       | Brunswick   | Sewer                                 | Brunswick County Regionalization (Calabash River)   | na | \$7,335,900 | Status as of 2/2/09: Design is complete & ready for solicitation of construction bids. Permits have been submitted but not yet obtained.   |
| 2009-509   | Carolina Beach, Town of | New Hanover | Sewer Rehabilitation                  | Sewer Rehabilitation (Snow's Cut)                   | na | \$1,734,807 | Status as of 2/2/09: Design & Permitting are 25% completed with expected completion date of Jun 09.  |
| 2009-510   | Chatham County          | Chatham     | Reclaimed Water                       | Wastewater Reuse System (Robeson Creek)             | na | \$606,800   | Status as of 2/2/09: Design has been completed, regulatory process near complete and is ready for solicitation of bids   |
| 2009-511   | Conover, City of        | Catawba     | Sewer Rehabilitation                  | NE Outfall and System Rehabilitation (Lyle Creek)   | na | \$1,583,000 | Status as of 2/2/09: Design & Permitting are 30% completed. Design to be completed within 2 months of grant award. Permitting to be completed within 1 month of grant award..  |
| 2009-514   | Dublin, Town of         | Bladen      | Sewer Rehabilitation                  | Sewer Rehabilitation, Phase II, Cape fear River     | na | \$209,964   | Status as of 2/2/09: Design is 90% completed with expected completion date of Oct 09. All permits have been obtained.  |
| 2009-515   | Eden, City of           | Rockingham  | Sewer Rehabilitation                  | Sewer Rehabilitation (Smith River)                  | na | \$4,163,735 | Status as of 2/2/09: Design is complete & ready for solicitation of construction bids. Permits have been submitted and should be received by Jul 09.   |
| 2009-605   | Enfield, Town of        | Halifax     | Sewer                                 | Water Street Sewer Extensions (Fishing Creek)       | na | \$420,692   | Status as of 2/2/09: Design is expected to be completed by Jul 09. Permitting is expected to be completed Aug 09.  |
| 2009-516   | Fair Bluff, Town of     | Columbus    | WWTP Upgrade                          | WWTP Decommissioning (Lumber River)                 | na | \$630,935   | Status as of 2/2/09: No engineering design required. Permits to be obtained after grant award.   |
| 2009-517   | Farmville, Town of      | Pitt        | Sewer Rehabilitation                  | Sewer Outfall Replacement (Little Contentnea Creek) | na | \$675,000   | Status as of 2/2/09: Design & Permitting are 50% completed. Expected completion date for design is Mar 31, 09 and Apr 15, 09 for permitting.   |

# ATTACHMENT NO. 1 - Wastewater Infrastructure Projects

## CWMTF ADDITIONS & REVISIONS - ARRA State Project List – PUBLIC HEARING March 17, 2009

| CWMTF Project No. | Community Name        | County     | Project Type         | Project Description   | CWMTF Funding Approved but not Available | ARRA Assistance Amount (Cost Estimate) | Project Design Status<br>(Information provided by Applicant/Recipient or their Consultant)   |
|-------------------|-----------------------|------------|----------------------|---|--|--|--|
| 2009-519          | Gaston County         | Gaston     | WWTP Upgrade         | High Shoals Regionalization, (South Fork Catawba River)       | na                                       | \$8,376,000                            | Status as of 2/2/09: Design is 95% complete. Expected completion date is Spring 09. Permits will be obtained after grant award. Gastonia is self permitting. |
| 2009-522          | Hoke County           | Hoke       | Reclaimed Water      | Clean Burn Fuels Reuse (Rockfish Creek)                       | na                                       | \$6,020,000                            | Status as of 2/2/09: Design is 5% complete with expected completion date of Oct 09. Permitting will be started after funding award date.                     |
| 2009-523          | Hyde County           | Hyde       | WWTP Upgrade         | WWTP Upgrade (Lake Mattamuskeet)                              | na                                       | \$4,867,000                            | Status as of 2/2/09: Design is complete & ready for solicitation of construction bids. Permits have been completed & are ready for submission                |
| 2009-525          | Kinston, City of      | Lenoir     | Reclaimed Water      | Battlefield Park Reuse System (Neuse River)                   | na                                       | \$3,057,000                            | Status as of 2/2/09: Design is complete & ready for solicitation of construction bids. Permits are ready for submission.                                     |
| 2009-528          | Lenoir, City of       | Caldwell   | WWTP Upgrade         | WWTP Upgrades (Lower Creek)                                   | na                                       | \$5,950,000                            | Status as of 2/2/09: Design & Permitting expected to be completed by Aug 09.   |
| 2009-608          | Magnolia, Town of     | Duplin     | Sewer                | Brinson Rd. Sewer Extension (Maxwell Creek)                   | na                                       | \$1,028,817                            | Status as of 2/2/09: Design & Permitting are 50% completed. Expected completion date for design is Mar 31, 09 and Apr 15, 09 for permitting.                 |
| 2009-530          | Mars Hill, Town of    | Madison    | Sewer Rehabilitation | Sewer Rehabilitation (Gabriel Creek)                          | na                                       | \$154,100                              | Status as of 2/2/09: Design is 20% complete with expected completion date of Apr 09. Permits are in preparation & expected to be completed by Jun 09.        |
| 2009-549          | Moore County          | Moore      | Sewer                | Vass Regionalization and Discharge Elimination (Little River) | na                                       | \$3,104,000                            | Status as of 2/2/09: Design & Permitting are expected to be completed by Oct 09.   |
| 2009-532          | Morehead City         | Carteret   | Reclaimed Water      | Reuse System Upgrades (Calico Creek)                          | na                                       | \$4,120,400                            | Status as of 2/2/09: Design is complete & ready for solicitation of construction bids. Permits are ready for submission.                                     |
| 2009-533          | Newton, City of       | Catawba    | Sewer Rehabilitation | Burris Rd. Pump Station Upgrade (Town Creek)                  | na                                       | \$1,916,440                            | Status as of 2/2/09: Design & Permitting are 10% complete with an expected completion date for both of May 09  |
| 2009-537          | Parkton, Town of      | Robeson    | Sewer                | Regionalization & Discharge Elimination (Dunn's Marsh)        | na                                       | \$3,608,000                            | Status as of 2/2/09: Design & Permitting are expected to be completed by Oct 09.   |
| 2009-539          | Rhodhiss, Town of     | Burke      | Sewer Rehabilitation | Sewer Rehabilitation (Rhodhiss Lake)                          | na                                       | \$1,212,000                            | Status as of 2/2/09: Design & Permitting are 10% complete with an expected completion date for both of Jul 09  |
| 2009-543          | Selma, Town of        | Johnston   | Sewer Rehabilitation | Pump Station Rehabilitation (Moccasin Creek)                  | na                                       | \$320,000                              | Status as of 2/2/09: Design & Permitting are 50% completed. Expected completion date for design is Mar 31, 09 and Apr 15, 09 for permitting.                 |
| 2009-546          | Taylorsville, Town of | Alexander  | Sewer Rehabilitation | Sewer Rehabilitation (Lower Little River)                     | na                                       | \$1,449,000                            | Status as of 2/2/09: Design is 50% complete and Permitting is 40% with an expected completion date for both of Jul 09.                                       |
| 2009-548          | Troy, Town of         | Montgomery | Reclaimed Water      | Reuse and Land Application (Denson's Creek)                   | na                                       | \$1,700,600                            | Status as of 2/2/09: Design is complete & ready for solicitation of construction bids. Permits will be started after funding award date.                     |

# ATTACHMENT NO. 2 - RESTORATION/STORMWATER PROJECTS

CWMTF ADDITIONS & REVISIONS - ARRA State Project List - PUBLIC HEARING March 17, 2009

| CWMTF Project No. | Project Sponsor Name                       | County      | Project Type                                 | Project Description   | ARRA Assistance Amount (Cost Estimate) | Project Status   |
|-------------------|--|-------------|--|---|--|--|
| 1 2008-702        | Charlotte, City of                         | Mecklenburg | Stream Restoration and Stormwater Management | Stream Restoration and Stormwater Treatment (Campbell Creek and tributaries)          | \$2,057,499                            | Status as of 3/11/09: Grant is for construction only. Design is complete, permits will be in hand and project ready for starting construction by July 2009.                    |
| 2 2008-1004       | Craven County                              | Craven      | Innovative Stormwater Management             | Innovative Stormwater Management (Rainwater Harvesting/Reuse Demonstrations)          | \$153,386                              | Status as of 3/10/09: Design would begin with grant award and can be ready for construction in 2 to 3 months.  |
| 3 2008-1007       | Highlands, Town of                         | Macon       | Innovative Stormwater Management             | Innovative Stormwater Treatment (Pine Street Park Stormwater Demonstration)           | \$220,000                              | Status as of 3/10/09: Design would begin with grant award and can be ready for construction in 2 to 3 months.  |
| 4 2008-1025       | Madison Soil & Water Conservation District | Madison     | Innovative Stormwater Management             | Innovative Stormwater Treatment (Steep Slope Bioretention Area)                       | \$302,000                              | Status as of 3/9/09: Design and permitting in progress with other funding and will be complete and ready to begin construction in April 2009.                                  |
| 5 2008-406        | Mecklenburg County                         | Mecklenburg | Stream Restoration and Stormwater Management | Stream Restoration and Stormwater Treatment (Torrence Creek and tributaries)          | \$1,490,000                            | Status as of 3/10/09: Grant is for construction only. Design is complete and permits are in process. Could start construction in July 2009.                                    |
| 6 2008-1011       | National Committee for the New River       | Watauga     | Innovative Stormwater Management             | Innovative Stormwater Treatment (Urban Permeable Pavers Demonstration)                | \$148,000                              | Status as of 3/10/09: Design would begin with grant award and can be ready for construction in 2 to 3 months.  |
| 7 2008-710        | North Carolina State University            | Wake        | Stormwater Management                        | Stormwater Treatment and Harvesting/Reuse (Peace College)                             | \$1,183,000                            | Status as of 3/10/09: Design would begin with grant award and can be ready for construction in 60 to 90 days.  |
| 8 2008-1028       | Piedmont Conservation Council, Inc.        | Alamance    | Innovative Stormwater Management             | Innovative Stormwater Treatment (Alamance Community College Stormwater Demonstration) | \$494,500                              | Status as of 3/10/09: Design would begin with grant award and can be ready for construction in 3 to 4 months.  |
| 9 2008-414        | Pilot View, Inc.                           | Forsyth     | Stream Restoration and Stormwater Management | Stream Restoration and Stormwater Treatment (Lake Hills)                              | \$1,745,000                            | Status as of 3/11/09: Grant is for construction only. Design is complete, permits are in hand. Construction started, but was stopped when funding was frozen in February 2009. |
| 10 2008-417       | Polk Soil & Water Conservation District    | Polk        | Stream Restoration                           | Stream Restoration (North Pacolot River, Reach 3)                                     | \$2,783,500                            | Status as of 3/9/09: Grant is for construction only. Design will be complete, permits will be in hand and project ready for construction bids by April 2009.                   |

**ATTACHMENT NO. 2 - RESTORATION/STORMWATER PROJECTS**  
**CWMTF ADDITIONS & REVISIONS - ARRA State Project List - PUBLIC HEARING March 17, 2009**

| CWMTF Project No. | Project Sponsor Name            | County  | Project Type                     | Project Description   | ARRA Assistance Amount (Cost Estimate) | Project Status   |
|-------------------|---------------------------------|---------|----------------------------------|---|--|--|
| 11 2008-1018      | Raleigh, City of                | Wake    | Innovative Stormwater Management | Innovative Stormwater Treatment (Enhanced Stormwater Infiltration)            | \$1,071,500                            | Status as of 3/12/09: Design would begin with grant award and can be ready for construction in 6 months.   |
| 12 2008-1019      | Raleigh, City of                | Wake    | Innovative Stormwater Management | Innovative Stormwater Treatment (Rainwater Harvesting/Reuse at Fire Stations) | \$494,842                              | Status as of 3/12/09: Design would begin with grant award and can be ready for construction in 6 months.   |
| 13 2008-420       | Resource Institute, Inc.        | Watauga | Stream Restoration               | Stream Restoration (Pine Orchard Creek and tributaries)                       | \$446,612                              | Status as of 3/11/09: Grant is for construction only. Design is complete, permits will be in hand and project ready for starting construction by May 2009. |
| 14 2008-1030      | Wake Forest, Town of            | Wake    | Innovative Stormwater Management | Innovative Stormwater Treatment (Floating Island BMP)                         | \$628,885                              | Status as of 3/10/09: Design would begin with grant award and can be ready for construction in 2 to 3 months.  |
| 15 2008-424       | Western North Carolina Alliance | Watauga | Stream Restoration               | Stream Restoration (Watauga River)  | \$617,000                              | Status as of 3/10/09: Grant is for construction only. Design is complete, permits will be in hand and project ready for starting construction by May 2009. |

TO: Senator Martin L. Nesbitt, Jr. Chair  
Senate Select Committee on Economic Recovery

FROM: Robin W. Smith  
Assistant Secretary for Environment

RE: Disbursement of Funds for Water/Wastewater Projects

DATE: April 13, 2009

This memorandum provides information requested about disbursement of economic recovery funds for water and wastewater projects. The Drinking Water State Revolving Fund could have projects ready to fund by mid-May. EPA may act on the State's grant application as early as the end of April. Local government project proposals have already been reviewed; the Department should be able to identify the first projects that are ready to proceed after the May 5 meeting of the Local Government Commission.

Local government applications for wastewater project funding from the Clean Water State Revolving Fund are currently under review. Potential recipients of loans for wastewater projects will also be on the May 5 agenda for the Local Government Commission. Some additional administrative steps will follow Local Government Commission approval; the Department expects to begin disbursing funds for wastewater projects to loan recipients in late June.

Both DENR loan programs followed the requirements of the state budget act by notifying the Office of State Management and Budget of the grant applications to EPA. OSBM in turn notified the Joint Select Committee on Governmental Operations.

Cc: Members, Senate Select Committee on Economic Recovery  
Secretary Dee Freeman  
Dempsey Benton

| Governor's Budget<br>Volume        | Budget<br>Page | Item            | Dept. | Subject   | SFY 08-09      | SFY 09-10      | SFY 10-11      | Total          | Allocation Sheet | Difference     |
|------------------------------------|----------------|-----------------|-------|---|----------------|----------------|----------------|----------------|------------------|----------------|
| 1                                  | 11             | 1 Education     |       | Title I (Grants to LEAs: \$257,456,360 + School Improvement \$76,673,000)         | \$ 167,064,680 | \$ 167,064,680 | \$ 167,064,680 | \$ 334,129,360 | \$ 334,129,360   | \$ -           |
| 1                                  | 11             | 1 Education     |       | IDEA (Spec. Ed Part B \$314,410,039 + Spec. Ed Preschool \$12,071,141)            | \$ 163,240,590 | \$ 163,240,590 | \$ 163,240,590 | \$ 326,481,180 | \$ 326,481,180   | \$ -           |
| 1                                  | 11             | 1 Education     |       | Educational Technology  | \$ 8,179,500   | \$ 8,179,500   | \$ 8,179,500   | \$ 16,359,000  | \$ 16,359,000    | \$ -           |
| 1                                  | 341            | 3 Com Coll.     |       | Job Support   | \$ 2,500,000   | \$ 2,500,000   | \$ 2,500,000   | \$ 5,000,000   | \$ 10,337,165    | \$ 5,337,165   |
| 3                                  | 10             | 4 DHHS/Cent Mgt |       | Community Services Block Grant  | \$ 21,870,834  | \$ 21,870,834  | \$ 4,374,166   | \$ 26,245,000  | \$ 26,245,000    | \$ -           |
| 3                                  | 10             | 5 DHHS/Cent Mgt |       | Weatherization  | \$ 112,000,000 | \$ 112,000,000 | \$ 24,715,178  | \$ 136,715,178 | \$ 131,954,536   | \$ (4,760,642) |
| 3                                  | 34             | 2 DHHS/Aging    |       | Home & Community Care Block Grant (Elderly Nutrition)                             | \$ 3,700,000   | \$ 3,700,000   | \$ 3,700,000   | \$ 7,400,000   | \$ 7,400,000     | \$ -           |
| 3                                  | 35             | 3 DHHS/Aging    |       | Senior Community Service Employment Program                                       | \$ 497,248     | \$ 67,543,134  | \$ 5,689,500   | \$ 72,179,882  | \$ 67,543,134    | \$ (4,636,748) |
| 3                                  | 49             | 1 DHHS/DCCD     |       | Child Care Subsidies  | \$ 5,689,500   | \$ 11,379,000  | \$ 11,379,000  | \$ 22,767,500  | \$ 22,767,500    | \$ -           |
| 3                                  | 89             | 2 DHHS/DPH      |       | Immunization  | \$ 2,840,410   | \$ 2,840,410   | \$ 726,309     | \$ 3,566,719   | \$ 3,566,719     | \$ -           |
| 3                                  | 132            | 8 DHHS/DSS      |       | Foster Care & Adoption Assistance (State and County)                              | \$ 4,641,056   | \$ 2,840,410   | \$ 726,309     | \$ 8,207,775   | \$ 11,774,494    | \$ 3,566,719   |
| 3                                  | 132            | 9 DHHS/DSS      |       | Child Support Enforcement (State and County)                                      | \$ 2,214,542   | \$ 2,214,542   | \$ 330,000     | \$ 2,544,542   | \$ 25,000,000    | \$ 22,455,458  |
| 3                                  | 133            | 10 DHHS/DSS     |       | Public Assistance Administration (Food Stamp/SNAP Admn.)                          | \$ 5,473,985   | \$ 5,473,985   | \$ 5,473,985   | \$ 10,947,970  | \$ 9,400,000     | \$ (1,547,970) |
| 3                                  | 185            | 1 DHHS/DSB      |       | Vocational Rehabilitation Services (\$2,974,779)+Independent Living (\$1,042,383) | \$ 2,008,581   | \$ 2,008,581   | \$ 2,008,581   | \$ 4,017,162   | \$ 4,017,162     | \$ -           |
| 3                                  | 284            | 1 DHHS/DVYR     |       | Vocational Rehabilitation Services(\$15,054,221) + Independent Living (\$402,340) | \$ 7,728,281   | \$ 7,728,281   | \$ 7,728,280   | \$ 15,456,561  | \$ 15,456,569    | \$ (8)         |
|                                    |                |                 |       | Byrne/JAG:  |                |                |                |                | \$ 34,491,558    | \$ -           |
| 4                                  | 5              | 1 Judicial      |       | Evaluation and Training to Improve Court Operations                               | \$ 750,000     | \$ 750,000     | \$ -           | \$ 750,000     | \$ -             | \$ (750,000)   |
| 4                                  | 29             | 1 Justice       |       | Expand GangNet  | \$ 1,800,000   | \$ 1,800,000   | \$ -           | \$ 1,800,000   | \$ -             | \$ (1,800,000) |
| 4                                  | 29             | 2 Justice       |       | Expedite Criminal & Methamphetamine Investigations                                | \$ 500,000     | \$ 500,000     | \$ -           | \$ 500,000     | \$ -             | \$ (500,000)   |
| 4                                  | 48             | 1 Juv. Just.    |       | Gang Prevention & Intervention Pilot Program                                      | \$ 6,000,000   | \$ 6,000,000   | \$ -           | \$ 6,000,000   | \$ -             | \$ (6,000,000) |
| 4                                  | 49             | 1 Juv. Just.    |       | Additional Juvenile Court Counselors  | \$ 1,500,000   | \$ 1,500,000   | \$ -           | \$ 1,500,000   | \$ -             | \$ (1,500,000) |
| 4                                  | 79             | 5 Correction    |       | VIPER Rados for Improved Communication in Community Corrections                   | \$ 1,264,689   | \$ 1,264,689   | \$ -           | \$ 1,264,689   | \$ -             | \$ (1,264,689) |
| 4                                  | 79             | 6 Correction    |       | Community Corrections Intake Officers for Urban Areas                             | \$ 1,235,311   | \$ 1,235,311   | \$ -           | \$ 1,235,311   | \$ -             | \$ (1,235,311) |
| 4                                  | 111            | 1 CCPS          |       | Grants for Local Governments to Purchase VIPER Equipment                          | \$ 5,000,000   | \$ 5,000,000   | \$ -           | \$ 5,000,000   | \$ -             | \$ (5,000,000) |
| 4                                  | 111            | 2 CCPS          |       | Evidence-Based Gang Grants  | \$ 200,000     | \$ 200,000     | \$ 200,000     | \$ 400,000     | \$ 400,000       | \$ -           |
| 4                                  | 112            | 3 CCPS          |       | Governor's Statewide Gang Task Force  | \$ 400,000     | \$ 400,000     | \$ -           | \$ 400,000     | \$ -             | \$ (400,000)   |
| 4                                  | 112            | 4 CCPS          |       | Supplemental Grants for COPS Hiring and Recovery Program                          | \$ 200,000     | \$ 200,000     | \$ -           | \$ 200,000     | \$ -             | \$ (200,000)   |
| 4                                  | 113            | 1 CCPS          |       | Training to Improve State/Highway Patrol Operations                               | \$ -           | \$ -           | \$ -           | \$ -           | \$ -             | \$ -           |
|                                    |                |                 |       | Total - Byrne/JAG   | \$ -           | \$ -           | \$ -           | \$ 24,050,000  | \$ -             | \$ 24,050,000  |
| 5                                  | 243            | 1 Commerce      |       | NC Green Business Fund( From Energy Grant)  | \$ 5,000,000   | \$ 5,000,000   | \$ -           | \$ 5,000,000   | \$ 75,989,000    | \$ 70,989,000  |
| Items not in the Governor's Budget |                |                 |       |   |                |                |                |                |                  |                |
|                                    |                |                 |       | Head Start  |                |                |                |                | \$ 16,823,828    | \$ -           |
|                                    |                |                 |       | Food Stamp Benefits   |                |                |                |                | \$ 616,000,000   | \$ -           |
|                                    |                |                 |       | Pell Grants   |                |                |                |                | \$ 645,334,000   | \$ -           |
|                                    |                |                 |       | Promotion of the Arts/Grants to Organizations and Individuals                     |                |                |                |                | \$ 300,000       | \$ -           |

| Governor's Budget<br>Volume | Budget<br>Page | Item | Dept.     | Subject   | SFY 08-09                           | SFY 09-10        | SFY 10-11      | Total            | Allocation Sheet | Difference       |
|-----------------------------|----------------|------|-----------|---|-------------------------------------|------------------|----------------|------------------|------------------|------------------|
|                             |                |      |           |   | Items mentioned only in the summary |                  |                |                  |                  |                  |
| Summary                     | 67             |      | Education | School Lunch Equipment  |                                     |                  |                | \$ 2,900,000     | \$ 3,314,000     | \$ 414,000       |
| Summary                     | 67             |      | Education | Homeless Education Services   |                                     |                  |                | \$ 1,300,000     | \$ 1,290,000     | \$ (10,000)      |
| Summary                     | 67             |      | Education | Work Study Programs   |                                     |                  |                | \$ 4,800,000     | \$ 4,777,000     | \$ (23,000)      |
| Summary                     | 67             |      | DHHS      | Medicaid (FMAP)   | \$ 751,066,515                      | \$ 1,003,677,475 | \$ 500,711,010 | \$ 2,255,455,000 | \$ 2,255,454,966 | \$ (3)           |
| Summary                     | 67             |      | DHHS      | State Stabilization Fund (Education-\$1,161,931,564 + Gen. Purpose-\$298,522,671) |                                     |                  |                | \$ 1,420,454,235 | \$ 1,420,454,235 | \$ -             |
| Summary                     | 67             |      | DHHS      | Special Education Part C  |                                     |                  |                | \$ 12,730,682    |                  | \$ -             |
| Summary                     | 68             |      | Commerce  | Public Safety:  |                                     |                  |                | \$ 65,700,000    |                  | \$ (65,700,000)  |
|                             |                |      |           | Crime Victims Assistance  |                                     |                  |                | \$ 1,110,000     |                  | \$ -             |
|                             |                |      |           | Crime Victims Compensation  |                                     |                  |                | \$ 647,906       |                  | \$ -             |
|                             |                |      |           | Internet Crimes Against Children  |                                     |                  |                | \$ 879,040       |                  | \$ -             |
|                             |                |      |           | Violence Against Women  |                                     |                  |                | \$ 3,784,210     |                  | \$ -             |
| Summary                     | 68             |      | Commerce  | New Energy Initiatives  |                                     |                  |                | \$ 70,400,000    | \$ 70,989,000    | \$ 589,000       |
| Summary                     | 68             |      | Commerce  | Affordable Housing & Homelessness Prevention:                                     |                                     |                  |                | \$ 168,200,000   | \$ 164,657,685   | \$ (3,542,315)   |
|                             |                |      |           | Public Housing Capital Fund   |                                     |                  |                | \$ 83,426,611    | \$ 83,426,611    | \$ -             |
|                             |                |      |           | HOME  |                                     |                  |                | \$ 52,152,687    | \$ 52,152,687    | \$ -             |
|                             |                |      |           | Homelessness Prevention   |                                     |                  |                | \$ 29,078,387    | \$ 29,078,387    | \$ -             |
| Summary                     | 68             |      | Commerce  | Workforce Assistance  |                                     |                  |                | \$ 104,000,000   | \$ -             | \$ (104,000,000) |
|                             |                |      |           | WIA-Adult (Workforce Invest.)   |                                     |                  |                | \$ 10,337,165    |                  | \$ -             |
|                             |                |      |           | WIA-Youth (Workforce Invest.)   |                                     |                  |                | \$ 25,070,698    |                  | \$ -             |
|                             |                |      |           | Dislocated Workers  |                                     |                  |                | \$ 44,419,273    |                  | \$ -             |
|                             |                |      |           | UI State Admin Grants   |                                     |                  |                | \$ 14,647,397    |                  | \$ -             |
|                             |                |      |           | Emp. Sec. Employment Service  |                                     |                  |                | \$ 11,091,396    |                  | \$ -             |
| Summary                     | 67             |      | Commerce  | Community Development Block Grant entitlement                                     |                                     |                  |                | \$ -             | \$ 4,654,021     | \$ 4,654,021     |
| Summary                     | 67             |      | DENR      | Community Development Block Grant non-entitlement                                 |                                     |                  |                | \$ 65,600,000    | \$ 65,625,000    | \$ 25,000        |
| Summary                     | 67             |      | DENR      | Drinking Water  |                                     |                  |                | \$ 71,300,000    | \$ 71,443,500    | \$ 143,500       |
| Summary                     | 67             |      | DENR      | Wastewater  |                                     |                  |                | \$ 735,500,000   | \$ 735,527,000   | \$ 27,000        |
| Summary                     | 67             |      | Trans.    | Highways & Bridges  |                                     |                  |                | \$ 103,300,000   | \$ 103,304,000   | \$ 4,000         |
| Summary                     | 67             |      | Trans.    | Transit Capital Grants (Urban-\$70,248,738 + Rural-\$33,055,504)                  |                                     |                  |                | \$ 103,300,000   | \$ 103,304,000   | \$ 4,000         |



## Senate Select Committee on Economic Recovery

Tuesday, April 14, 2009  
Immediately after Session  
Room 544 LOB

### AGENDA

*Chair: Senator Martin Nesbitt, Jr.*

|                                |  |
|--------------------------------|--|
| Opening Remarks                | Sen. Nesbitt, Chair                                |
| Update: Weatherization Program | Mr. Zack Hamlett<br>Office of Economic Opportunity |
| Questions                      |  |
| Directions to Staff            |  |
| Next Meeting                   |  |



## North Carolina Department of Health and Human Services OFFICE OF ECONOMIC OPPORTUNITY

Beverly Eaves Perdue, Governor  
Lanier M. Cansler, Secretary

Zack Hamlett, Director

### Overview of the Weatherization Assistance Program for Low-Income Persons

Federal Authorization: 10CFR440  
State Authorization: GS108a-70.30  
GS143b-216.72a-72c

#### Organization

The Weatherization Assistance Program for Low-Income Persons is administered by the N.C. Department of Health and Human Services. The goal of the program is to create a safe, energy-efficient and comfortable home environment for the families served. Within the Department, the Office of Economic Opportunity is responsible for program administration. The program is currently funded for five of the 16 Office of Economic Opportunity positions.

#### Funding

The Weatherization Assistance Program is 100% federally funded through a formula grant to the state from the U.S. Department of Energy. The program also receives federal funds through the Low Income Home Energy Assistance Program (LIHEAP) Block Grant.

#### Population Served

Families with incomes below 150% (now 200%) of the federal poverty guidelines or those receiving cash assistance payments under TANF or SSI are eligible for weatherization services. Priority is placed on providing assistance to the elderly, individuals with disabilities and families with children. More than 3,000 families benefit from the program annually. Family energy savings are estimated to average \$300 per year throughout the lifetime of the installed measures.

#### Federal Rules

The Weatherization Assistance Program is federally-administered by the Department of Energy and governed by 10 CFR 440. The American Recovery and Reinvestment Act did not change the major provisions of the regulation. It did raise the income eligibility limits from 150% to 200% of the federal poverty guidelines. The Act also raised the average expenditure per home from approximately \$3,000 to \$6,500. The most recent final rule was published March 25, 2009 in the Federal Register.

#### Mailing Address:

2013 Mail Service Center  
Raleigh, NC 27699-2013

Telephone (919) 715-5850  
Fax (919) 715-5855

An Equal Opportunity/Affirmative Action Employer

#### Location:

222 North Person Street  
Raleigh, North Carolina

### **Subgrantees**

In accordance with 10 CFR 440, the Weatherization Assistance Program is locally administered through 30 subgrantees, serving all 100 of the state's counties. Those subgrantees include 24 community action agencies, one regional council of government, two units of local government and three non-profit entities. The majority of subgrantees provide services in multiple counties that generally conform to the traditional service areas of the selected community action agency or other nonprofit or public organization designated to provide services. Weatherization services will continue to be provided in each area by existing subgrantees from year to year based on the successful performance of the subgrantee on the previous year's contract.

Local subgrantees for the Weatherization Assistance Program are selected and approved by the Dept. of Energy, in accordance with 10 CFR 440.15, ensuring that:

- 1) the subgrantee is a CAA or other non-profit or public entity;
- 2) the subgrantee is chosen on the basis of;
  - (i) the subgrantee's experience and performance in Weatherization or housing renovation activities,
  - (ii) the subgrantee's experience in assisting low income persons in the area(s) to be served and
  - (iii) the subgrantee's capacity to undertake a timely and effective weatherization program.

These subgrantees have various systems in place to provide weatherization in their service areas. All subgrantees use in-house staff for some components of the program such as outreach, energy auditing, or pre- and post-inspection. Approximately, 50% of the subgrantees have in-house crews that install measures on the shell of the dwelling. Other subgrantees use local subcontractors to perform some of the basic weatherization of the dwelling shell, such as attic insulation, sidewall insulation, air sealing, duct sealing and minor replacements. Most subgrantees use subcontractors for heating system work.

### **Subcontractors**

To ensure that qualified subcontractors are employed to perform work at the local level, all subcontracts for weatherization work must be approved by the Grantee. Subgrantees are required to complete and submit the state subcontractor template or an approved alternate, along with a completed subcontractor profile to the Office for review and approval before executing a subcontract agreement for weatherization work. Approved subcontractors must have the required insurances, own the appropriate equipment to install required weatherization measures as well as have experience or training in installing weatherization measures in accordance with the N.C. Weatherization Installation Standards.

### **Training and Technical Assistance**

Each subgrantee is provided a base amount of Training and Technical Assistance funds that allows them to participate fully in training provided by the Office, other training organizations or to secure training and technical assistance specifically designed to meet needs of their local program. The subgrantee's plan to utilize these funds is a part of the annual funding application.

Office staff provides training and technical assistance on an individualized basis for subgrantees throughout the year through technical assistance and training visits, telephone calls and during and following on-site monitoring visits.

The Office will provide periodic regional and statewide training sessions, conducted by energy professionals and grantee staff, on topics of benefit to the entire network. A series of in-depth, hands-on trainings is currently being held to support the whole house weatherization approach. Additional sessions are being planned.

Topics to be covered include: Gas Heating System and Combustion Analysis, Home Energy Auditing, Air Sealing; Attic, Wall, and Floor Insulation; Health and Safety (including Mold and moisture), Mobile Home Weatherization and Lead Safe Weatherization.

### **American Recovery & Reinvestment Act Impact on the Weatherization Assistance Program**

#### **Projected Funding Levels**

- ARRA grants 5 billion to WAP
- 132 million for NC
- HARRP received no additional funds through ARRA
- The LIHEAP portion of Weatherization received no additional funds through ARRA
- The projected funding will allow North Carolina's local agencies to weatherize an estimated 15,000 additional dwelling units over the next three years.

#### **Federal Guidance**

- Initial ARRA guidance from DOE was issued March 12, 2009.
- ARRA focus is to retain and create jobs while weatherizing homes.
- Local Agencies receiving more than \$350,000 of DOE funds will be limited to 5% in administrative costs.
- ARRA allocation should be spent before the standard DOE allocation
- ARRA allocation must be segregated, tracked and maintain apart from other revenue streams
- The maximum unit average has been increased from \$2966 to \$6500.
- States have been given the option to increase income eligibility to 200% of federal poverty income guidelines.
- DOE expects for states to continue monitoring a *minimum* 5% of the homes weatherized every year, but encourages more. This will mean multiple monitoring visits for all agencies.

#### **State Government Perspective**

- Ensure all funds are expended while maintaining quality and preventing abuse.
- If the current weatherization network cannot meet goals, additional providers may be authorized.
- The Office of Economic Recovery and Investment will track all NC recovery funds.

### **Current Plan from NCDHHS/OEO**

- Assessing individual agency capacity to meet goals
- Preparing two State Plans and public hearings
- Revising the NC Weatherization Installation Standards.
- Updating the Priority List of Measures.
- Conducting two Whole House Weatherization Trainings (one in March & other in May).
- Planning additional Whole House trainings early next fiscal year.
- Developing strong partners to address needs in the areas of
  - Planning
  - Training/Technical Assistance
  - Monitoring & Evaluation
- Developing a state-wide communications strategy


### **Agency Planning**

- Agencies will need to increase capacity and identify additional subcontractors.
- Agencies currently using a crew-only model will need to adopt a crew/subcontractor model.
- Agencies will need to identify additional staff, equipment, supplies and space needs.
- Agencies will need to adjust local marketing and recruitment activities

## PY2008 Weatherization Assistance Program Subgrantees

|     | <u>Organization/ Counties</u>   | <u>Address</u>   | <u>Type</u>           |
|-----|---|--|-----------------------|
| 1.  | <u>ALAMANCE COUNTY COMMUNITY SERVICES AGENCY, INC.</u><br>Alamance, Caswell   | PO Box 38<br>Burlington, NC 27216<br>(336) 229-7031<br>FAX: (336) 229-7034                 | CAA                   |
| 2.  | <u>BLUE RIDGE COMMUNITY ACTION, INC.</u><br>Burke, Caldwell, Alexander, Catawba   | 800 North Green St.<br>Morganton, NC 28655<br>(828) 438-6255<br>FAX: (828) 433-5721        | CAA                   |
| 3.  | <u>BLUE RIDGE OPPORTUNITY COMMISSION</u><br>Alleghany, Ashe, Wilkes   | 710 Beech St., Suite A<br>N. Wilkesboro, NC 28659<br>(336) 667-7174<br>FAX: (336) 667-5920 | CAA                   |
| 4.  | <u>CABARRUS COUNTY PLANNING SERVICES DIVISION</u><br>Cabarrus   | PO Box 707<br>Concord, NC 28026<br>(704) 920-2141<br>FAX: (704) 920-2144                   | Local<br>Gov.         |
| 5.  | <u>CHOANOKE AREA DEVELOPMENT ASSOCIATION</u><br>Hertford, Bertie, Halifax,<br>Northampton   | PO Box 530<br>Rich Square, NC 27869<br>(252) 539-4155<br>FAX: (252) 539-2048               | CAA                   |
| 6.  | <u>COASTAL COMMUNITY ACTION, INC.</u><br>Carteret, Duplin, Onslow   | PO Box 729<br>Newport, NC 28570<br>(252) 223-1630<br>FAX: (252) 223-1689                   | CAA                   |
| 7.  | <u>COMMUNITY ACTION OPPORTUNITIES</u><br>Madison, Buncombe, Transylvania, Henderson   | 25 Gaston St.<br>Asheville, NC 28801<br>(828) 252-2495<br>FAX: (828) 253-6319              | CAA                   |
| 8.  | <u>CUMBERLAND COMMUNITY ACTION PROGRAM, INC.</u><br>Cumberland, Sampson   | PO Box 2009<br>Fayetteville, NC 28302<br>(910) 485-6131<br>FAX: (910) 485-1897             | CAA                   |
| 9.  | <u>ECONOMIC IMPROVEMENT COUNCIL, INC.</u><br>Camden, Chowan, Currituck, Dare, Gates, Hyde,<br>Pasquotank, Perquimans, Tyrrell, Washington | PO Box 549<br>Edenton, NC 27932<br>(252) 482-4459<br>FAX: (252) 482-7564                   | CAA                   |
| 10. | <u>FOUR-COUNTY COMMUNITY SERVICES, INC.</u><br>Bladen, Hoke, Robeson, Columbus, Brunswick,<br>Scotland, Pender                            | PO Box 988<br>Laurinburg, NC 28353<br>(910) 277-3500<br>FAX: (910) 291-3054                | CAA                   |
| 11. | <u>FOUR SQUARE COMMUNITY ACTION, INC.</u><br>Cherokee, Clay, Graham Swain   | PO Box 2290<br>Andrews, NC 28901<br>(828) 321-4475<br>FAX: (828) 321-3457                  | CAA                   |
| 12. | <u>FRANKLIN-VANCE-WARREN OPPORTUNITY</u><br>Franklin, Granville, Person, Vance, Warren  | PO Box 1453<br>Henderson, NC 27536<br>(252) 492-0161<br>FAX: (252) 492-6250                | CAA                   |
| 13. | <u>GASTON COMMUNITY ACTION, INC.</u><br>Gaston, Stanly, Mecklenburg, Union  | PO Box 1653<br>Gastonia, NC 28053-1653<br>(704) 861-2283<br>FAX: (704) 866-8725            | CAA                   |
| 14. | <u>I CARE, INC.</u><br>Iredell, Lincoln   | PO Box 7049<br>Statesville, NC 28687<br>(704) 872-8141<br>FAX: (704) 871-1299              | CAA                   |
| 15. | <u>ISOTHERMAL PLANNING AND DEVELOPMENT COMMISSION</u><br>Cleveland, McDowell, Polk, Rutherford  | PO Box 841<br>Rutherfordton, NC 28139<br>(828) 287-2281<br>FAX: (828) 287-2735             | Council<br>Of<br>Gov. |
| 16. | <u>JOHNSTON-LEE-HARNETT COMMUNITY ACTION</u><br>Johnston, Harnett, Lee  | PO Drawer 711<br>Smithfield, NC 27577<br>(919) 934-2145<br>FAX: (919) 934-6231             | CAA                   |

|     | <u>Organization/ Counties</u>  | <u>Address</u>   | <u>Type</u>          |
|-----|--|--|----------------------|
| 17. | <u>JOINT ORANGE-CHATHAM COMMUNITY ACTION, INC.</u><br>Orange, Chatham                            | PO Box 27<br>Pittsboro, NC 27312<br>(919) 542-4781<br>FAX: (919) 542-0563                  | CAA                  |
| 18. | <u>MACON COUNTY</u><br>Macon   | 5 W. Main St.<br>Franklin, NC 28734<br>(828) 369-2605<br>FAX: (828) 349-2400               | Local<br>Gov.        |
| 19. | <u>MARTIN COUNTY COMMUNITY ACTION</u><br>Beaufort, Martin, Pitt, Nash, Edgecombe                 | PO Box 806<br>Williamston, NC 27892<br>(252) 792-7111<br>FAX: (252) 792-1248               | CAA                  |
| 20. | <u>MOUNTAIN PROJECTS, INC.</u><br>Haywood, Jackson   | 2251 Old Balsam Rd.<br>Waynesville, NC 28786<br>(828) 452-1447<br>FAX: (828) 452-9454      | CAA                  |
| 21. | <u>NEW HANOVER COUNTY COMMUNITY ACTION, INC.</u><br>New Hanover                                  | PO Box 839<br>Wilmington, NC 28402<br>(910) 762-7808<br>FAX: (910) 762-7080                | CAA                  |
| 22. | <u>OPERATION BREAKTHROUGH, INC.</u><br>Durham  | PO Box 1470<br>Durham, NC 27702<br>(919) 688-8111<br>FAX: (919) 688-1261                   | CAA                  |
| 23. | <u>REGIONAL CONSOLIDATED SERVICES, INC.</u><br>Randolph, Rockingham, Davidson, Guilford, Forsyth | PO Box 1883<br>Asheboro, NC 27204-1883<br>(336) 629-5141<br>FAX: (336) 629-1290            | Non-Profit<br>Entity |
| 24. | <u>RESOURCES FOR SENIORS, INC.</u><br>Wake   | 1110 Navaho Dr.<br>Suite 400<br>Raleigh, NC 27609<br>(919) 872-7933<br>FAX: (919) 872-6683 | Non-Profit<br>Entity |
| 25. | <u>SALISBURY-ROWAN COMMUNITY ACTION AGENCY, INC.</u><br>Rowan                                    | PO Box 631<br>Salisbury, NC 28145-0631<br>(704) 633-6633<br>FAX: (704) 633-7814            | CAA                  |
| 26. | <u>SANDHILLS COMMUNITY ACTION PROGRAM</u><br>Anson, Montgomery, Moore, Richmond                  | PO Box 937<br>Carthage, NC 28327<br>(910) 947-5675<br>FAX: (910) 947-5514                  | CAA                  |
| 27. | <u>TWIN RIVERS OPPORTUNITIES</u><br>Craven, Jones, Pamlico                                       | PO Box 1482<br>New Bern, NC 28563-1482<br>(252) 637-3599<br>FAX: (252) 637-0507            | Non-Profit<br>Entity |
| 28. | <u>W.A.M.Y. COMMUNITY ACTION, INC.</u><br>Watauga, Avery, Mitchell, Yancey                       | PO Box 2688<br>Boone, NC 28607<br>(828) 264-2421<br>FAX: (828) 264-0952                    | CAA                  |
| 29. | <u>WAYNE ACTION GROUP FOR ECONOMIC SOLVENCY, INC.</u><br>Wayne, Lenoir, Greene                   | 601 E. Royall Ave.<br>Goldsboro, NC 27534-2570<br>(919) 734-1178                           | CAA                  |
| 30. | <u>YADKIN VALLEY ECONOMIC DEVELOPMENT DISTRICT, INC.</u><br>Davie, Stokes, Surry, Yadkin         | PO Box 309<br>Boonville, NC 27011<br>(336) 367-7251<br>FAX: (336) 367-3637                 | CAA                  |



## Senate Select Committee on Economic Recovery

Wednesday, April 15, 2009  
Immediately after Session  
Room 544 LOB

### AGENDA

*Chair: Senator Martin Nesbitt, Jr.*

Opening Remarks

Senator Nesbitt, Chair

Health Information Technology in Stimulus Bill

Holt Anderson  
Executive Director NCHICA

Economic Stimulus Principles

Senator Nesbitt

Questions

Directions to Staff

Next Meeting

NCHICA

North Carolina Healthcare Information and Communications Alliance, Inc.

# American Recovery and Reinvestment Act (ARRA)

## Acronyms:

**HIE** = Health Information Exchange

**HIT** = Health Information Technology

**EMR** = Electronic Medical Records

**EHR** = Electronic Health Records

**ONC** = HHS Office of the National Coordinator for Health Information Technology

## ARRA Funding Many Sources, Many Purposes

### Appropriations for Health IT

**\$2 billion** for loans, grants & technical assistance for:

- National Resource Center and Regional Extension Centers
- EHR State Loan Fund
- Workforce Training
- Research and Demonstrations

### Appropriations for HIE

**At least \$300 million** of the total at HHS Secretary's discretion for HIE development

- Funneled largely through States or qualified State-designated entities
- For planning and/or implementation

### New Incentives for Adoption

**New Medicare and Medicaid payment incentives for HIT adoption**

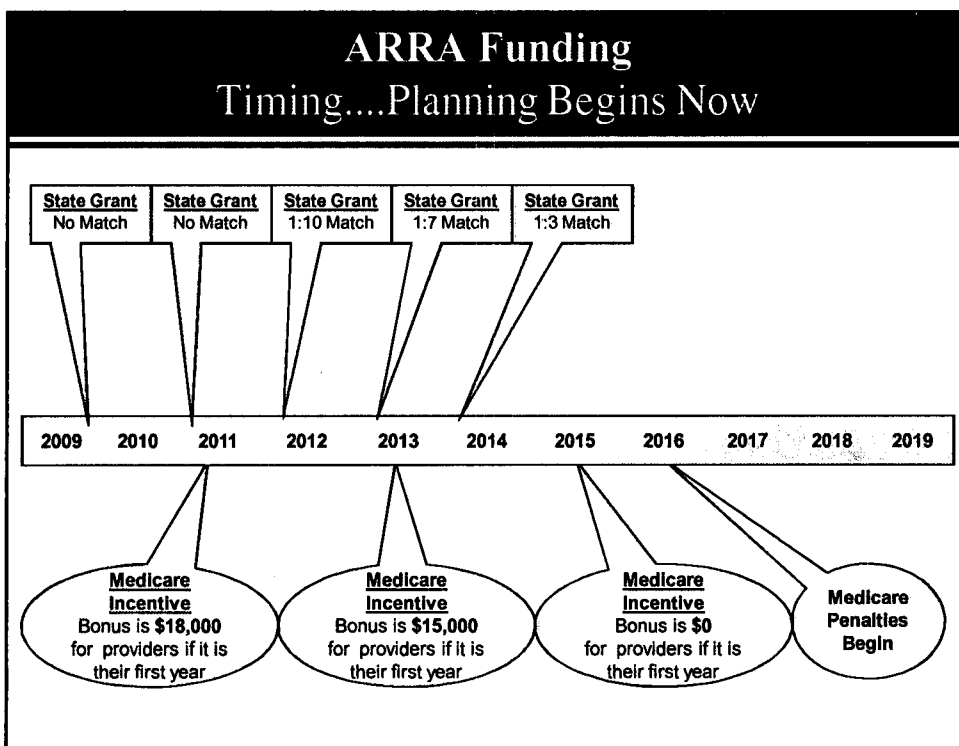
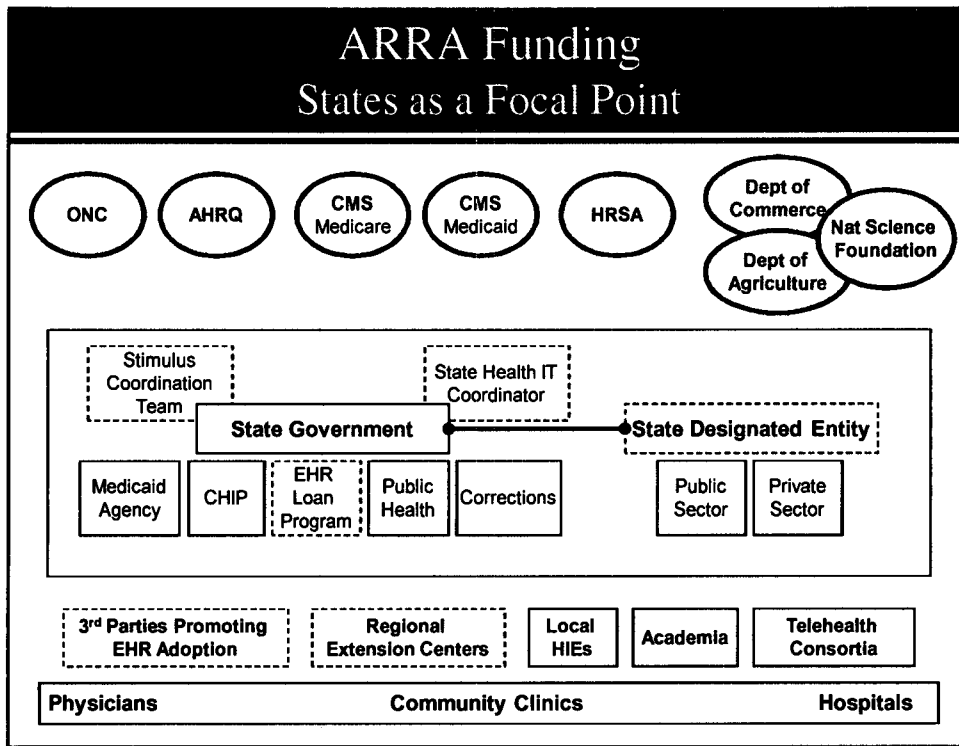
- **\$20 billion** in expected payments through Medicare to hospitals & physicians
- **\$14 billion** in expected payments through Medicaid
- ~\$34 billion expected outlays, 2011-2016

### Community Health Centers

**\$1.5 billion** in grants through HRSA for construction, renovation and equipment, including acquisition of HIT systems

### Broadband and Telehealth

**\$7.2 billion** including funding for distance learning/ telehealth grants



North Carolina Healthcare Information and Communications Alliance, Inc.

## Formula for Provider to Access \$'s

**\$ = EMR + HIE + Quality Reporting**

## Critical Next Steps

- **Create a Coordinated Approach**
  - A governance framework with accountability and defined roles
  - Policy guidance for privacy and security
  - Defined, well structured use cases
  - A technical plan that considers shared services for stakeholders
- **Build Working Collaboration with Key Stakeholders**
  - State Departments of Health and Medicaid
  - State-level HIE entities
  - State quality and safety initiatives
  - State Medical Societies and Hospital Associations
  - FCC broadband grantees

| North Carolina Healthcare Information and Communications Alliance, Inc. |                 |             |
|---|-----------------|-------------|
| <b>Estimate of Potential Stimulus Impact on NC</b>                      |                 |             |
| • Hospital Incentives for EHR -   | \$300M – \$400M | } (\$17.2B) |
| • Physician Incentives for EHR -  | \$396M – \$792M |             |
| • HIE / HIT Competitive Grants –  | ?               | (\$2B)      |
| – Regional Extension Center -   | ?               |             |
| – EHR Adoption Loan Funds -   | ?               |             |
| • Broadband Infrastructure – Proposals                                  |                 | (\$7.2B)    |
| • Workforce Training Grants -   | ?               | (\$ ? )     |
| – Medical Health Informatics -  | ?               | (\$ ? )     |
| – EHR in Medical School Curricula -                                     | ?               | (\$ ? )     |
| – Worker Training-  | ?               | (\$250M)    |
| • Comparative Effectiveness Research -                                  | ?               | (\$1.1B)    |
| • Community Health Centers -  | \$2.6M + ?      | (\$2B)      |
| • Prevention & Wellness (CDC) -   | ?               | (\$1B)      |
| • SSA -   | ?               | (\$500M)    |

## Developing A Comprehensive Plan Governance Challenges

- **Coordination within State government**
- **Coordination across public-private sectors**
- **Building consensus**
- **Expanding capabilities to meet new obligations**

**NCHICA** North Carolina Healthcare Information and Communications Alliance, Inc.

## Relevant Activities

- 1994 NCHICA Established
- 2004 Contracts with HHS ONC for HIT/HIE and Privacy and Security
- 2006 NC Consumer Advisory Council on Health Information
- 2007 NC HIE Council & Committees
- April 2008 NCGA Requested and was Provided an HIT/HIE Plan to undertake Strategic Plan for NC
- Jan. 2009 ARRA Enacted
- **April 2009 Governor Establishes NC HIT Strategic Planning Task Force**

© 2009 NCHICA

**NCHICA** North Carolina Healthcare Information and Communications Alliance, Inc.

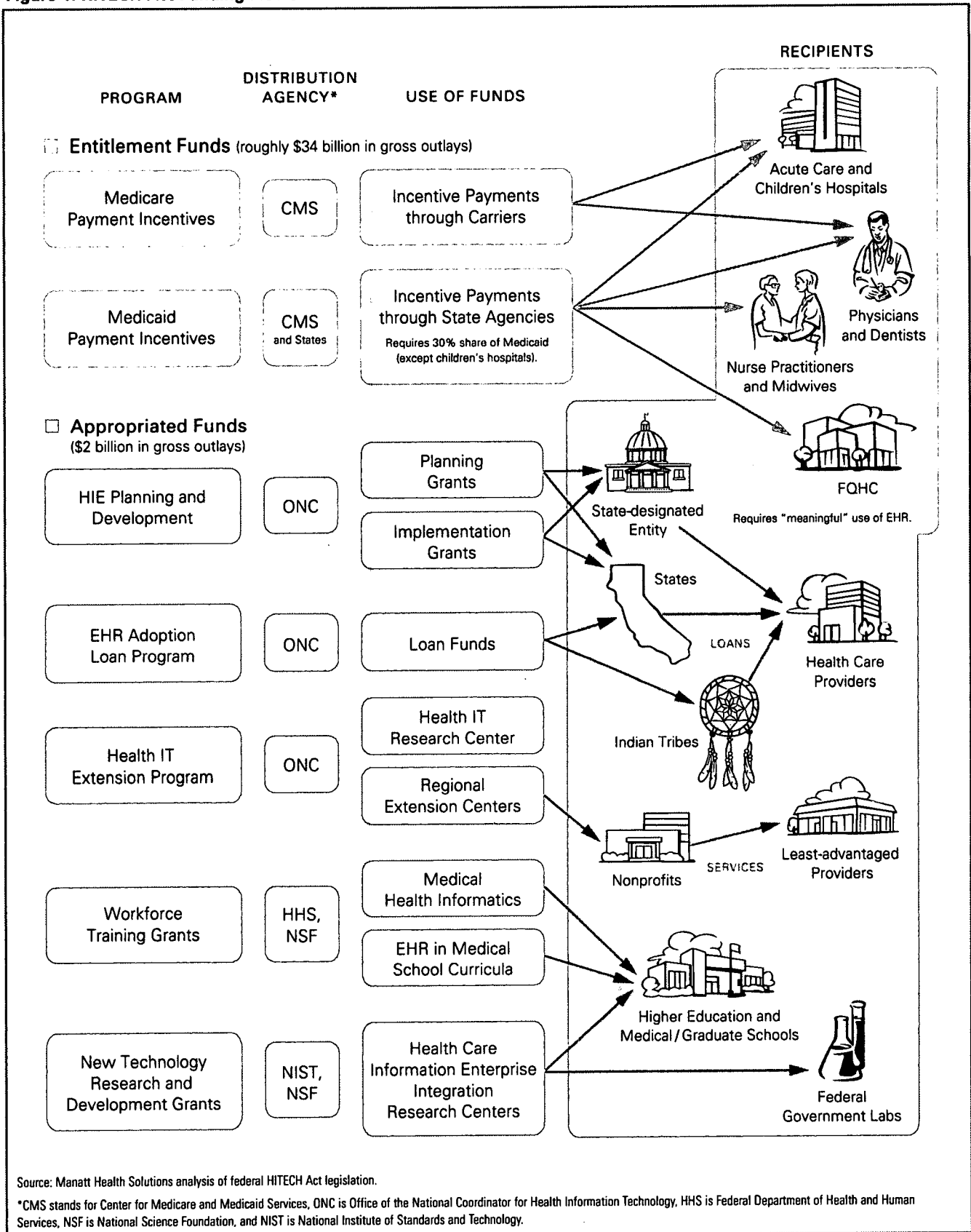
***“Improving health and healthcare in North Carolina by accelerating the adoption of information technology and enabling policies”***

## Thank You

Holt Anderson  
[holt@nchica.org](mailto:holt@nchica.org)

© 2009 NCHICA

**Figure 1. HITECH Act Funding Flows**



Source: Manatt Health Solutions analysis of federal HITECH Act legislation.

\*CMS stands for Center for Medicare and Medicaid Services, ONC is Office of the National Coordinator for Health Information Technology, HHS is Federal Department of Health and Human Services, NSF is National Science Foundation, and NIST is National Institute of Standards and Technology.


Draft Core Principles for the American Recovery and Re-Investment Act Programs

Senate Select Committee on Economic Recovery

April 15, 2009

---

1. American Recovery and Re-investment Act funds should be spent in a way that benefits the entire state with respect to geography.
2. Unless restricted by Federal law and regulation, Recovery funds should be appropriated so that all North Carolinians have a chance to benefit, regardless of socio-economic status.
3. Non-recurring projects should have priority over recurring projects, unless restricted by Federal law and regulation.
4. Changes to programs in order to expedite expenditure of Recovery dollars should be made where appropriate, but should not affect non-Recovery spending in the same program area. However, the Legislature may use Recovery dollars for opportunities to develop new and more efficient business practices for state government.
5. Recovery funds should be spent in a way that reduces the risk of waste, fraud, and abuse.
6. The Legislature should enact policies that will allow for the successful development of new technologies with federal grants.
7. Agency plans and procedures should not allow any money to be reverted back to the Federal government. Agencies should have plans in place to capture any additional Recovery dollars, should they become available through Federal re-allocation.
8. Agencies should pursue all grant opportunities that have resulted from the Recovery Act, and where necessary coordinate.



## Senate Select Committee on Economic Recovery

Tuesday, April 21, 2009  
Immediately after Session  
Room 544 LOB

### AGENDA


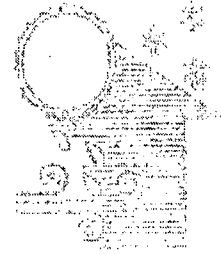
*Chair: Senator Martin Nesbitt, Jr.*

|   |   |
|---|---|
| Opening Remarks                         | Senator Nesbitt                                 |
| Local Government Weatherization Program | Kelly Sifford, Cabarrus County                  |
| Questions                               |   |
| Non Profit Weatherization Program       | Kim Clark, Four County Community Services, Inc. |
| Questions                               |   |
| Directions to Staff                     |   |

## Making Homes Energy Efficient Through Weatherization

The services provided through the Weatherization Assistance Program will reduce energy costs by improving the energy efficiency. Those receiving services through this program will reduce their average annual energy costs by an average of \$300 per home.

The needs of each home are evaluated by conducting an energy audit. This audit helps to determine the most appropriate and cost-effective energy efficiency methods to help keep the home warm in the winter, cool in the summer and safe all year long. Typical services provided include:



- Performing tune-ups and repairs to heating and cooling systems
- Improving health and safety conditions by addressing carbon monoxide levels and combustion safety
- Install insulation in attics, walls, and floors
- Sealing and insulating ducts
- Installing a smart thermostat
- Replacing existing lighting with energy efficient bulbs

The energy efficiency measures installed and the improvements made in heating or cooling equipment will provide savings in energy costs for 15 to 20 years!


Weatherization services are delivered to single-family homes, multi-family dwellings and mobile homes. Families with incomes below 150% of the Federal Poverty Level or households with at least one member receiving cash assistance payments under SSI or TANF are eligible for weatherization services. Priority is given to the elderly, people with disabilities and families with children first.



### Weatherization/HARRP Success



An elderly, disabled applicant applied for services through our agency. The home was assessed for services through the Weatherization Program, which included the installation of a smoke alarm and carbon monoxide detector. Air sealing was performed, stopping conditioned air from escaping the home. This was accomplished by repairing and/or replacing windows, applying caulking and two-part foam to the exterior shell of the mobile home. Compact fluorescent lights were also



installed. The client also received Energy Savings educational materials and presentation. This applicant was heating her home with an un-vented space heater and the stove. She was experiencing many health problems, primarily in breathing. Through the Heating Appliance Repair/Replacement Program, the un-vented space heater was removed. A new vented space heater was installed which allows her now to heat her home safely. The combined resources available through each

of these programs made a significant difference in this client's life. Utility expenses have been reduced and the danger of heating with an un-vented system has been removed. She was very pleased with the services provided by Four-County.

FORM WX1

**WEATHERIZATION/HAARP APPLICATION/INTAKE/ASSESSMENT INSTRUMENT**

**NAME (APPLICANT)** LAST NAME FIRST MI GENDER Female SS # DOB AGE

**NAME (HEAD OF HOUSEHOLD)** LAST NAME FIRST MI GENDER F SS # DOB AGE

**APPLICANT ADDRESS** (STREET OR POST OFFICE BOX) HOME TELEPHONE WORK PHONE

PHYSICAL STREET OR ROAD ADDRESS COUNTY

Kannapolis NC 28081 CITY STATE ZIP CODE DIRECTIONS TO HOME

**HOUSEHOLD INFORMATION**

**FAMILY MEMBER INFORMATION (List All Persons Living in the Household Beginning with the Head of Household)**

*Disability*

| LAST NAME                     | FIRST      | AGE        | RACE | MONTHLY INCOME |         | ELDERLY                          | HANDI-CAPPED | RELATIONSHIP | EDUCATION |
|-------------------------------|------------|------------|------|----------------|---------|----------------------------------|--------------|--------------|-----------|
|                               |            |            |      | AMOUNT         | SOURCE  |                                  |              |              |           |
| [REDACTED]                    | [REDACTED] | [REDACTED] | W    | \$991          | SOC/SEC |                                  |              |              |           |
|                               |            |            |      |                |         |                                  |              |              |           |
|                               |            |            |      |                |         |                                  |              |              |           |
|                               |            |            |      |                |         |                                  |              |              |           |
|                               |            |            |      |                |         |                                  |              |              |           |
|                               |            |            |      |                |         |                                  |              |              |           |
|                               |            |            |      |                |         |                                  |              |              |           |
|                               |            |            |      |                |         |                                  |              |              |           |
|                               |            |            |      |                |         |                                  |              |              |           |
|                               |            |            |      |                |         |                                  |              |              |           |
|                               |            |            |      |                |         |                                  |              |              |           |
|                               |            |            |      |                |         |                                  |              |              |           |
| <b>TOTAL HOUSEHOLD INCOME</b> |            |            |      | \$991          |         | <b>TOTAL NUMBER IN HOUSEHOLD</b> |              | 1            |           |

1003

**OTHER CHARACTERISTICS (CHECK ALL THAT APPLY)**

- SINGLE PARENT HOH (FEMALE)
- SINGLE PARENT HOH (MALE)
- TWO-PARENT HOUSEHOLD
- SINGLE PERSON
- TWO ADULTS (NO CHILDREN)
- OTHER
- FOOD STAMP RECIPIENT
- MEDICAID RECIPIENT
- NO HEALTH INSURANCE
- DISABLED
- VETERAN
- FARMER
- SEASONAL FARMWORKER
- MIGRANT FARMWORKER

**HOUSEHOLD ENERGY COST INFORMATION**

WHAT WAS YOUR UTILITY BILL FOR FOR THE MONTH OF MAY ?

(electric or electric plus gas for cooking) [REDACTED] X 12 = [REDACTED] 0

WHAT WAS YOUR AVERAGE COST FOR HEATING FOR DECEMBER?

|             |            |   |   |   |              |
|-------------|------------|---|---|---|--------------|
| PROPANE     | [REDACTED] | X | 4 | = | [REDACTED] 0 |
| WOOD        | [REDACTED] | X | 4 | = | [REDACTED] 0 |
| NATURAL GAS | [REDACTED] | X | 4 | = | [REDACTED] 0 |
| ELECTRIC    | [REDACTED] | X | 4 | = | [REDACTED] 0 |
| KEROSENE    | [REDACTED] | X | 4 | = | [REDACTED] 0 |
| FUEL OIL    | [REDACTED] | X | 4 | = | [REDACTED] 0 |

WHAT WAS YOUR AVERAGE COST FOR COOLING FOR JULY?

(how much did your electric bill go up) [REDACTED] X 4 = [REDACTED] 0

**TOTAL ANNUAL ENERGY COST** [REDACTED] \$0

BY MY SIGNATURE BELOW, I CERTIFY THAT TO THE BEST OF MY KNOWLEDGE THAT THE INCOME FOR MY HOUSEHOLD DOES NOT EXCEED THE AMOUNT INCLUDED ON THIS APPLICATION.


APPLICANT'S SIGNATURE [REDACTED]

STAFF SIGNATURE [REDACTED]

DATE 7/24/08

LANDLORD'S NAME [REDACTED]

TELEPHONE NO. [REDACTED]



Cabarrus County Government

---

I hereby grant permission and authorize any bank, credit union, savings and loan association, insurance company, real estate company, United states Postal Savings, financial institutions, disclose to Cabarrus County Commerce Department Community Development Division Community Development Division full and complete information regarding my past, present, or potential situation. This includes property ownership and loans, bank and/or savings accounts, cash value life insurance policies, stocks, and bonds or any other savings.

I also grant permission and authorize any employer, Social Security Administration, Railroad Retirement, or any other person to disclose full and complete information regarding my past, present, and potential financial situation. This includes wages, support payments, contributions, and all other income.

I also grant permission for the Cabarrus County Commerce Department Community Development Division to investigate any situation or contact any person, at any time, to verify necessary information as long as I am receiving assistance. This would include babysitter, person providing transportation, schools, relatives, neighbors, natural father, retail stores, landlord, utility company and/or fuel company, or other county or state human services departments.

I also grant permission for Cabarrus County Commerce Department Community Development Division to obtain any medical information that is pertinent to my case.

The client shall be informed of the listing in the county auditor's office of recipients' names, addresses, and the amount of the monthly grant which is open for public inspection during office hours.

It should be noted that, according to the law, "any person who willfully and wrongly with intent to deceive, makes a false statement or representation, or fails to disclose an initial fact in order to enable himself or another person to obtain or to continue to receive assistance to which he is not entitled, is guilty of a misdemeanor, and upon conviction of guilty shall be fined or imprisoned or both at the discretion of the court."


This form has been read and I fully understand its meaning.

\_\_\_\_\_  
Date \_\_\_\_\_ Client Signature

          
Weatherization Program Signature

Date 6/24/08

Client Name and Address:  
\_\_\_\_\_  
Kannapolis, NC



**Cabarrus County Government**

---

**Weatherization and Heating Repair and Replacement Program**

**Release of Information for Energy and/or Gas Bills:**

[REDACTED] give Cabarrus County Commerce Department and its staff permission to obtain a copy of my energy bills.

Account Name: [REDACTED]

Account Address: [REDACTED]

Kannapolis, NC

- Please provide the account number for your gas, electric, propane and/or oil companies below:

Account #: Duke Energy [REDACTED]

Account #: City of Concord Electric [REDACTED]

Account #: Union Electric \_\_\_\_\_

Account #: Public Service Gas \_\_\_\_\_

Propane Company Name and Account #: \_\_\_\_\_

Oil Company Name and Account #: \_\_\_\_\_

Kerosene Company Name and Account #: \_\_\_\_\_

Other applicable accounts Company Name and Account #: \_\_\_\_\_

[REDACTED]  
Applicant Signature

\_\_\_\_\_ Date

Please fax or mail a printout of this applicant's information to:

**Cabarrus County Commerce Department**  
**Attention: Linda Cruse**  
**P.O. Box 707**  
**Concord, NC 28026-0707**

**Phone: 704-920-2192**

**Fax: 704-920-2227**

back wine. / still  
heat pump

Evq  
Fischer

[Redacted]

[Redacted]

[Redacted]

[Redacted]

MON, JUN 16, 2008, 2:00 AM

5614 02 36970000  
 MAP BL PIN COND CC L H  
 ID NO: 04011 0016.000000  
 CARD NO. 1 OF 1

TW-04 C-04 EX- AT- LAST ACTION 20070530

CABARRUS COUNTY 2008 APPRAISAL C CI04  
 LOTS 83-85 WESTBROOK & 75' WDE STRIP  
 WEST C ST MARKET VALUE 1919

APPRAISED BY 12 ON 01/01/2008 10002 WEST C ST  
 FOUND \* 3 CONT FOOTING \*  
 SUBFLR \* 5 WOOD \*  
 EX WLL \* 10 ALUM/VINYL \*  
 RF STR \* 03 GABLE SHNG \*  
 INT W1 \* 08 DRYWALL/SHTRC \*  
 FLOOR1 \* 09 SHEET VINYL \*  
 FLOOR2 \* 03 GAS PINE/SOFT/LAM \*  
 FUEL \* 04 AIR-DUCTED \*  
 HEAT \* 03 CENTRAL \*  
 AC \* 03 \*  
 BEDRMS \* BAS-2FUS-OLL-0 \*  
 BATHS \* BAS-1FUS-OLL-0 \*  
 QUAL \* DESIGN\*QUAL\*SIZE=\*1.23 \*  
 AVG \* 1.02 \*  
 TOTAL QUALITY INDEX \* 1.121 \*

| CD | DESC | LN  | WD  | UNITS | UNIT PRICE | % L | A | E | A | N | % | OBXF | HTD AREA | PERMIT INFO |
|----|------|-----|-----|-------|------------|-----|---|---|---|---|---|------|----------|-------------|
|    |      | 70  | 274 |       |            |     |   |   |   |   |   |      |          |             |
|    |      | 780 |     |       |            |     |   |   |   |   |   |      |          |             |
|    |      | 84  | 020 |       |            |     |   |   |   |   |   |      |          |             |
|    |      | 60  | 035 |       |            |     |   |   |   |   |   |      |          |             |

TYP GS AREA PCT RPL CS  
 BAS 780 100 67.010  
 STP 84 020 1.460  
 FOP 60 035 1.804

INC VAL - CARD 70,600  
 APPR VAL - PARCEL 70,600  
 DEPR BLDG VALUE 50,600  
 DEPR OBJE VALUE 20,000  
 LAND VAL - NET 70,600  
 NET VAL - CARD 70,600  
 REGR VAL - CARD 70,600


SALES DATA  
 DEED BK PG 35830184  
 DT 120  
 TYP SW ET  
 SALE PRICE

MARKET CREDENCE TO MARKET  
 % CD 7200  
 DEPR BLDG VALUE 50,600  
 DEPR OBJE VALUE 20,000  
 LAND VAL - NET 70,600  
 NET VAL - CARD 70,600  
 REGR VAL - CARD 70,600

| LAND USE | UCD    | LOCAL | FRNT | DEP | SZ | L   | CF  | OTHER | ADJUST | LAND UNIT   | TOT LAND | UTL | ADJUST   | LAND   | NOTES |
|----------|--------|-------|------|-----|----|-----|-----|-------|--------|-------------|----------|-----|----------|--------|-------|
| SFR      | 0100RV |       |      |     | 75 | 150 | 000 | 00    | 100    | PS 20,00000 | 100000   |     | 20,00000 | 20,000 |       |

FIREPL 1 NONE  
 924  
 BUILDING DIMENSIONS  
 BAS=W30S26E2  
 STP=S6E9  
 FOP=E10  
 STP=E5N6W5S6\$ N6W10S6\$ N6W9\$ E28N26\$.

Handwritten notes: 810, 810, 810



Cabarrus County Government

---

August 15, 2008

[REDACTED]  
[REDACTED]  
[REDACTED] 81

Dear [REDACTED]

Duke Energy changed the account information that we can access, so we are no longer able to obtain a twelve month usage history. Please call the customer service department at 1-800-777-9898 and ask them to send us a twelve month energy usage history. They can mail it to us at:

Cabarrus County Community Development  
ATTN: Linda Cruse  
P.O. Box 707  
Concord, NC 28026

We also need [REDACTED] social security number.

If you have any questions please call me at 704-920-2192.

Thank you,

Linda Cruse  
Administrative Secretary

Cabarrus County Government

REQUEST FOR SSA AND SSI INFORMATION

July 21, 2008

COMMERCE DEPARTMENT OFFICE USE ONLY

CLAIMANT

Name:

Date of Birth:

Phone No.

City, State, Zip: Kannapolis, NC 28081

Thank you for your cooperation in furnishing this information.

Linda Cruse  
Linda Cruse - Weatherization Assistant

DEPARTMENT OF SOCIAL SERVICES OFFICE USE ONLY

Attached is the claimant's authorization to Cabarrus County Community Development Program to obtain the following information from your office:

SOCIAL SECURITY BENEFITS

Please provide the following information:

1. Type of benefit Dis  
(Disability, SSI, retirement, widow etc.)

CABARRUS COUNTY DEPT. OF SOCIAL SERVICES  
1303 SOUTH CANNON BLVD.  
KANNAPOLIS, NC 28083  
704-920-1400

2. Initial date of entitlement 5-2002

3. Current monthly gross amount 1013.00 + 96.40 premium amount

Verified by Cathy Laws Date 7-24-08

Title Pro. Assistant III Department of Social Services



Online Services

Close Window

# Bill History

Account Number [REDACTED]

Rate Schedule: RE

Current Balance: \$136.49

Service Address [REDACTED]

Click on bill dates to view detailed bill information.

| Bill Date                  | Previous Bill Amt | Payments | New Charges | Adjustments | Amount Due | Total KWH | Bill Period |
|----------------------------|-------------------|----------|-------------|-------------|------------|-----------|-------------|
| <a href="#">08/11/2008</a> | \$514.86          | \$456.98 | \$78.61     | \$0.00      | \$136.49   | 811       | 30          |
| <a href="#">07/10/2008</a> | \$434.61          | \$0.00   | \$80.25     | \$0.00      | \$514.86   | 784       | 30          |
| <a href="#">06/10/2008</a> | \$156.40          | \$156.40 | \$75.64     | \$358.97    | \$434.61   | 803       | 32          |
| <a href="#">05/09/2008</a> | \$126.40          | \$126.40 | \$156.40    | \$0.00      | \$156.40   | 814       | 30          |
| <a href="#">04/09/2008</a> | \$126.40          | \$126.40 | \$126.40    | \$0.00      | \$126.40   | 1,232     | 29          |
| <a href="#">03/11/2008</a> | \$245.30          | \$245.30 | \$126.40    | \$0.00      | \$126.40   | 1,741     | 31          |
| <a href="#">02/11/2008</a> | \$124.89          | \$0.00   | \$120.41    | \$0.00      | \$245.30   | 2,143     | 30          |
| <a href="#">01/10/2008</a> | \$124.89          | \$124.89 | \$124.89    | \$0.00      | \$124.89   | 1,922     | 33          |
| <a href="#">12/10/2007</a> | \$124.89          | \$124.89 | \$124.89    | \$0.00      | \$124.89   | 1,605     | 30          |
| <a href="#">11/08/2007</a> | \$124.89          | \$124.89 | \$124.89    | \$0.00      | \$124.89   | 1,095     | 30          |
| <a href="#">10/09/2007</a> | \$125.70          | \$125.70 | \$124.89    | \$0.00      | \$124.89   | 823       | 28          |
| <a href="#">09/11/2007</a> | \$124.80          | \$124.00 | \$124.90    | \$0.00      | \$125.70   | 1,453     | 33          |
| <a href="#">08/09/2007</a> | \$124.90          | \$124.99 | \$124.89    | \$0.00      | \$124.80   | 1,195     | 29          |
| <a href="#">07/12/2007</a> | \$124.62          | \$124.42 | \$124.70    | \$0.00      | \$124.90   | 932       | 32          |
| <a href="#">06/11/2007</a> | \$124.62          | \$124.62 | \$124.62    | \$0.00      | \$124.62   | 1,526     | 31          |
| <a href="#">05/09/2007</a> | \$124.62          | \$124.62 | \$124.62    | \$0.00      | \$124.62   | 888       | 28          |
| <a href="#">04/12/2007</a> | \$124.62          | \$124.62 | \$124.62    | \$0.00      | \$124.62   | 1,275     | 33          |
| <a href="#">03/09/2007</a> | \$193.70          | \$193.70 | \$124.62    | \$0.00      | \$124.62   | 1,901     | 28          |
| <a href="#">02/12/2007</a> | \$90.83           | \$90.83  | \$193.70    | \$0.00      | \$193.70   | 2,482     | 30          |
| <a href="#">01/11/2007</a> | \$135.67          | \$135.67 | \$90.83     | \$0.00      | \$90.83    | 1,032     | 33          |
| <a href="#">12/08/2006</a> | \$213.90          | \$213.88 | \$135.65    | \$0.00      | \$135.67   | 1,680     | 30          |
| <a href="#">11/08/2006</a> | \$84.88           | \$0.00   | \$129.02    | \$0.00      | \$213.90   | 1,575     | 29          |
| <a href="#">10/10/2006</a> | \$92.96           | \$92.96  | \$84.88     | \$0.00      | \$84.88    | 908       | 28          |
| <a href="#">09/12/2006</a> | \$97.65           | \$97.65  | \$92.96     | \$0.00      | \$92.96    | 1,009     | 34          |

[Download data as a Microsoft® Excel spreadsheet](#)

©Copyright 2008



Return

**Account Number** [REDACTED]

Verification Code 1

Bill Date

08/11/2008

**Current Charges Past Due After**

**09/05/2008**

Service From: JUL 09 to AUG 08 (30 Days)

Your next scheduled meter reading will occur between SEP 09 and SEP 12 .

| PREVIOUS BILL AMOUNT | PAYMENTS (-) | NEW CHARGES (+) | ADJUSTMENTS (+ OR -) | AMOUNT DUE (=) |
|----------------------|--------------|-----------------|----------------------|----------------|
| \$514.86             | \$456.98     | \$78.61         | \$0.00               | \$136.49       |

| METER NUMBER      | METER READINGS: PREVIOUS | METER READINGS: PRESENT | MULTI-PLIER | TOTAL USAGE | RATE SCHEDULE DESCRIPTION         | AMOUNT          |
|-------------------|--------------------------|-------------------------|-------------|-------------|-----------------------------------|-----------------|
| 336748            | 85180                    | 85916                   | 1           | 736 KWH     | RE - Residential Srv,All Electric | \$63.06         |
|                   |                          | 75                      |             | 75 KWH      | OL - Outdoor Lighting             | \$12.70         |
|                   |                          |                         |             |             | Prior Balance Due                 | \$57.88         |
|                   |                          |                         |             |             | Late Payment Charge               | \$0.58          |
|                   |                          |                         |             |             | Sales Tax                         | \$2.27          |
| <b>Amount Due</b> |                          |                         |             |             |                                   | <b>\$136.49</b> |

| Electricity Usage | This Month | Last Year |
|-------------------|------------|-----------|
| Total KWH         | 811        | 1,195     |
| Days              | 30         | 29        |
| AVG KWH per Day   | 27         | 41        |
| AVG Cost per Day  | \$2.53     | \$4.18    |

A late payment charge of 1.0% will be added to any past due utility balance not paid within 25 days of the bill date.

## MESSAGES



### \*\*\*DISCONNECT NOTICE\*\*\*




Please pay \$57.88 by 5:00 p.m. Friday, September 12, 2008 to avoid DISCONNECTION of electric service. If payment is not received you must pay \$136.49 and a reconnection fee to restore service. Your last payment of \$100.00 was received August 04, 2008.

For Correspondence: PO BOX 1090 CHARLOTTE NC 28201-1090  
DUKE PHONE: 800-777-9898 www.duke-energy.com

~~FF~~ ONLINE ACCT ~~FF~~  
2 weeks





Commerce Department  
Community Development Division

Cabarrus County Government

---

August 25, 2008

[REDACTED]  
Kannapolis, NC 28081

Dear [REDACTED]

We received your completed application on July 24, 2008 and have determined that you are eligible for our Weatherization/Harrp Program. We have placed your name on our waiting list. The Weatherization mechanics will contact you to schedule a time to visit your home.

If you have any questions, please contact me at 704-920-2192.

Thank you,

Linda Cruse  
Administrative Secretary

Showing: WAP - W006-08 - app. date:06/19/2008 - unassigned - [REDACTED] Add HARRP Event:  
 Applicant: [REDACTED] Household: [REDACTED]

| Applicant    | Household | Action<br>Items<br>[0] |                   |        |                   |                       |                  |                 |                  |                     |
|--------------|-----------|------------------------|-------------------|--------|-------------------|-----------------------|------------------|-----------------|------------------|---------------------|
| WAP<br>Event | Dwelling  | Family<br>[2]          | Financials<br>[2] | Energy | Priority<br>Score | Work<br>Orders<br>[0] | Materials<br>[0] | Measures<br>[0] | Callbacks<br>[0] | Case<br>Note<br>[0] |

| I.           | Priority Considerations  | Scale     |
|--------------|--|-----------|
|              | Household with one or more persons 60 or above                   | 5 points  |
| ✓            | One or more disabled persons in household                        | 5 points  |
|              | Household with one or more children (5 years and below)          | 5 points  |
|              | Household with energy burden - 30% of household income and above | 5 points  |
|              | Household with energy burden - 22% to 29% of household income    | 4 points  |
|              | Household with energy burden - 15% to 21% of household income    | 3 points  |
| ✓            | Household with energy burden - 10% to 14% of household income    | 2 points  |
|              | Household with energy burden - 5% to 9% of household income      | 0 points  |
|              | Household with energy burden - 0% to 4% of household income      | 0 points  |
| ✓            | Primary fuel utilized is electricity                             | 5 points  |
|              | Primary fuel utilized is natural gas, kerosene, oil or propane   | 3 points  |
|              | Applicant on waiting list for 2 years or more                    | 4 points  |
|              | Applicant on waiting list from 1 to 2 years                      | 2 points  |
| II.          | Income Status  |           |
|              | Household income at or below 75% of poverty level                | 5 points  |
| ✓            | Household income from 76% to 100% of poverty level               | 4 points  |
|              | Household income from 101% to 125% of poverty level              | 3 points  |
|              | Household income from 126% to 150% of poverty level              | 2 points  |
| TOTAL SCORE: |  | <b>16</b> |

# North Carolina Weatherization Program

## HOME ENERGY ASSESSMENT CHECKLIST

CUSTOMER NAME: \_\_\_\_\_ PHONE #: \_\_\_\_\_

ADDRESS: \_\_\_\_\_

DIRECTIONS: \_\_\_\_\_

JOB NUMBER: W006-08 # PERSONS: 2 PREVIOUS WX DATE: \_\_\_\_\_

RETRO TYPE: \_\_\_\_\_ APPLICATION DATE: 8-25

SQUARE FT: 810 ASSESS DATE: 9-4-08

CEILING HT: 8 ASSESSOR(S): Donna

VOLUME: 6480 DATE STARTED: 8-4-08

DATE COMPLETE: 10-21

|   |
|---|
| MVR <u>600</u> TARGET <u>2698</u>   |
| PRE CFM50 <u>3800</u> POST CFM50 <u>2895</u>                                    |
| Below MVR natural YES <input checked="" type="radio"/> NO <input type="radio"/> |
| Below MVR natural YES <input type="radio"/> NO <input type="radio"/>            |

MVR natural formulas BR 2 + 1 x 15cfm = 45 People 2 X 15 = 600 Volume 6480 X .35/60 = 756  
 \*If Blower Door Pre or Post Test are Below MVR a Ventilation Worksheet must be completed. (Blower /n factor of 20 = MVR natural)

Lead handout  CO Pamlet  Annual Fuel Costs \_\_\_\_\_ Outdoor Temp 88 / 72 Wind 5 / 10  
 Pre Post Pre Post

Smoke Detectors  Yes  No Locations Kitchen Test OK  Needed \_\_\_\_\_

CO Detectors  Yes  No Locations Kitchen Test OK  Needed \_\_\_\_\_

Moisture Problems NO Pollution Survey None

| Appliances         | Fuel Type              | Pass                                | Repr                                | Repl                     | Rem                      | NOTES                    |       |
|--------------------|------------------------|-------------------------------------|-------------------------------------|--------------------------|--------------------------|--------------------------|-------|
| Water Heater       | <u>Elec</u> NG LP None | <input checked="" type="checkbox"/> | <input type="checkbox"/>            | <input type="checkbox"/> | <input type="checkbox"/> |                          |       |
| Cook Stove         | <u>Elec</u> NG LP None | <input checked="" type="checkbox"/> | <input type="checkbox"/>            | <input type="checkbox"/> | <input type="checkbox"/> |                          |       |
| Heating Systems    | Fuel Type              | Unit Type                           | Pass                                | Repr                     | Repl                     | Rem                      | NOTES |
| PRIMARY UNIT       | NG P O W <u>EK</u>     | FA G B SH UN                        | <input checked="" type="checkbox"/> | <input type="checkbox"/> | <input type="checkbox"/> | <input type="checkbox"/> |       |
| Secondary Unit # 1 | NG P O W E K           | FA G B SH UN                        | <input type="checkbox"/>            | <input type="checkbox"/> | <input type="checkbox"/> | <input type="checkbox"/> |       |
| Secondary Unit # 2 | NG P O W E K           | FA G B SH UN                        | <input type="checkbox"/>            | <input type="checkbox"/> | <input type="checkbox"/> | <input type="checkbox"/> |       |
| Secondary Unit # 3 | NG P O W E K           | FA G B SH UN                        | <input type="checkbox"/>            | <input type="checkbox"/> | <input type="checkbox"/> | <input type="checkbox"/> |       |
| Secondary Unit # 4 | NG P O W E K           | FA G B SH UN                        | <input type="checkbox"/>            | <input type="checkbox"/> | <input type="checkbox"/> | <input type="checkbox"/> |       |
| Secondary Unit # 5 | NG P O W E K           | FA G B SH UN                        | <input type="checkbox"/>            | <input type="checkbox"/> | <input type="checkbox"/> | <input type="checkbox"/> |       |

|  |   |   |  |
|--|---|---|--|
| Repairs needed before start weatherization:<br><br><u>Window Glass</u> | <b>Air Seal</b>   | <b>Insulate</b>   | <b>Other</b>   |
|  | By Passes <input checked="" type="checkbox"/><br>Kwall Bypass <input checked="" type="checkbox"/><br>Seal Ducts <input checked="" type="checkbox"/><br>Doors <input checked="" type="checkbox"/><br>Windows <input checked="" type="checkbox"/><br>W/S <input checked="" type="checkbox"/> D/S <input checked="" type="checkbox"/><br>Other <input checked="" type="checkbox"/> | Attic <input checked="" type="checkbox"/><br>Swall <input checked="" type="checkbox"/><br>Kwall <input checked="" type="checkbox"/><br>Floor <input checked="" type="checkbox"/><br>Belly <input checked="" type="checkbox"/><br>Ducts <input checked="" type="checkbox"/><br>WH <input checked="" type="checkbox"/><br>Pipes <input checked="" type="checkbox"/> | A/C <input checked="" type="checkbox"/><br>Dryer <input checked="" type="checkbox"/><br>Exhaust <input checked="" type="checkbox"/><br>Pop Off <input checked="" type="checkbox"/><br>Belly Rep <input checked="" type="checkbox"/><br>Poly <input checked="" type="checkbox"/><br>Roof Coat <input checked="" type="checkbox"/> |
| COMPLETE _____ Date _____  |   |   |  |

## HOUSE (Existing Electrical Information)

| Electric Box | Manufacturer | Size Box | Cover   | Type   | Location |
|--------------|--------------|----------|---|--|----------|
| Main         | MURRY        | 200 Amp  | <input checked="" type="radio"/> N              | <input checked="" type="radio"/> Breaker <input type="radio"/> Fuses | BACK     |
| Sub Panel    |              | Amp      | <input type="radio"/> Y <input type="radio"/> N | <input type="radio"/> Breaker <input type="radio"/> Fuses            |          |
| COMMENTS:    |              |          |   |  |          |

|   | EXHAUST VENTS    | Operational  | Vented to the Outside                                      | Cfm | COMMENTS:                                      |
|---|------------------|--|--|-----|--|
| 1 | Dryer Vent       | <input checked="" type="radio"/> Y <input type="radio"/> N <input type="radio"/> None            | <input checked="" type="radio"/> Y <input type="radio"/> N |     | Paper needs replacing<br>Needs exhaust in bath |
| 2 | Kitchen Exhaust  | <input type="radio"/> Y <input type="radio"/> N <input checked="" type="radio"/> None            | <input type="radio"/> Y <input type="radio"/> N            |     |  |
| 3 | Bathroom Exhaust | <input type="radio"/> Y <input checked="" type="radio"/> N <input checked="" type="radio"/> None | <input type="radio"/> Y <input type="radio"/> N            |     |  |
| 4 | Other _____      | <input type="radio"/> Y <input type="radio"/> N  | <input type="radio"/> Y <input type="radio"/> N            |     |  |

| GAS COOKSTOVE INSPECTION   |                         |  | STOVE PART<br>(Carbon Monoxide) | PRE (ppm)<br>CO AF | POST (ppm)<br>CO AF | COMMENTS: |
|--|-------------------------|--|---------------------------------|--------------------|---------------------|-----------|
| 1  | Gas Stove Present       | <input type="radio"/> Y <input checked="" type="radio"/> N | Oven                            |                    |                     | N/A       |
| 2  | Gas Leak                | <input type="radio"/> Y <input type="radio"/> N            | Front Left                      |                    |                     |           |
| 3  | If so, Location of Leak |  | Front Right                     |                    |                     |           |
| 4  | Type of Fuel            | <input type="radio"/> NG <input type="radio"/> LP          | Rear Left                       |                    |                     |           |
| 5  | Make of Stove           |  | Rear Right                      |                    |                     |           |
| Vented Range Hood Present? <input type="radio"/> YES <input checked="" type="radio"/> NO                   |                         |  |                                 |                    |                     |           |
| Flex Connector Type SS ___ Epoxy Coated ___ Hard Piped ___ Copper ___ *Brass* ___ *MUST REPLACE CONNECTOR* |                         |  |                                 |                    |                     |           |

| FUEL TANK:  | Location | Stand | Legs | Cap Block | Vent Cap | Fill Cap | 2 Line Cap | Gauge | Oil Line | Cut Off |
|---|----------|-------|------|-----------|----------|----------|------------|-------|----------|---------|
|   |          |       |      |           |          |          |            |       |          |         |
| COMMENTS: N/A   |          |       |      |           |          |          |            |       |          |         |
| If tank is located inside, is vent cap run to outdoors? <input type="radio"/> Yes <input type="radio"/> No    Is fill cap run to outdoors? <input type="radio"/> Yes <input type="radio"/> No |          |       |      |           |          |          |            |       |          |         |

### UNVENTED SPACE HEATERS

|               |   |               |                 |   |              |
|---------------|---|---------------|-----------------|---|--------------|
| 1             | Make _____  | Model # _____ | BTU Input _____ | Ventable <input type="radio"/> Yes <input type="radio"/> No | CO _____ ppm |
|               | Primary or Secondary    Gas Shutoff <input type="radio"/> Yes <input type="radio"/> No    Gas Leak <input type="radio"/> Yes <input type="radio"/> No    IF Yes, Location _____ |               |                 |   |              |
| 2             | Make _____  | Model # _____ | BTU Input _____ | Ventable <input type="radio"/> Yes <input type="radio"/> No | CO _____ ppm |
|               | Primary or Secondary    Gas Shutoff <input type="radio"/> Yes <input type="radio"/> No    Gas Leak <input type="radio"/> Yes <input type="radio"/> No    IF Yes, Location _____ |               |                 |   |              |
| COMMENTS: N/A |   |               |                 |   |              |

## HOUSE (Existing Electrical Information)

| Electric Box | Manufacturer | Size Box | Cover  | Type   | Location |
|--------------|--------------|----------|--|--|----------|
| Main         | MURRY        | 200 Amp  | <input checked="" type="radio"/> Y <input type="radio"/> N | <input checked="" type="radio"/> Breaker <input type="radio"/> Fuses | BACK     |
| Sub Panel    |              | Amp      | Y <input type="radio"/> N                                  | Breaker Fuses  |          |

COMMENTS:

| # | EXHAUST VENTS    | Operational  | Vented to the Outside                                      | Cfm | COMMENTS:                                      |
|---|------------------|--|--|-----|--|
| 1 | Dryer Vent       | <input checked="" type="radio"/> Y <input type="radio"/> N None            | <input checked="" type="radio"/> Y <input type="radio"/> N |     | Paper needs replacing<br>Needs exhaust in bath |
| 2 | Kitchen Exhaust  | Y <input type="radio"/> N <input checked="" type="radio"/> None            | Y <input type="radio"/> N                                  |     |  |
| 3 | Bathroom Exhaust | Y <input checked="" type="radio"/> N <input checked="" type="radio"/> None | Y <input type="radio"/> N                                  |     |  |
| 4 | Other _____      | Y <input type="radio"/> N  | Y <input type="radio"/> N                                  |     |  |

| GAS COOKSTOVE INSPECTION |                         |                                      | STOVE PART<br>(Carbon Monoxide) | PRE (ppm)<br>CO AF | POST (ppm)<br>CO AF | COMMENTS: |
|--------------------------|-------------------------|--------------------------------------|---------------------------------|--------------------|---------------------|-----------|
| 1                        | Gas Stove Present       | Y <input checked="" type="radio"/> N | Oven                            |                    |                     | N/A       |
| 2                        | Gas Leak                | Y <input type="radio"/> N            | Front Left                      |                    |                     |           |
| 3                        | If so, Location of Leak |                                      | Front Right                     |                    |                     |           |
| 4                        | Type of Fuel            | NG <input type="radio"/> LP          | Rear Left                       |                    |                     |           |
| 5                        | Make of Stove           |                                      | Rear Right                      |                    |                     |           |

Vented Range Hood Present? YES  NO

Flex Connector Type SS \_\_\_ Epoxy Coated \_\_\_ Hard Piped \_\_\_ Copper \_\_\_ \*Brass\* \_\_\_ \*MUST REPLACE CONNECTOR\*

| FUEL TANK: | Location | Stand | Legs | Cap Block | Vent Cap | Fill Cap | 2 Line Cap | Gauge | Oil Line | Cut Off |
|------------|----------|-------|------|-----------|----------|----------|------------|-------|----------|---------|
|            |          |       |      |           |          |          |            |       |          |         |

COMMENTS: N/A

If tank is located inside, is vent cap run to outdoors? Yes No Is fill cap run to outdoors? Yes No

### UNVENTED SPACE HEATERS

|   |                          |                    |                 |                        |
|---|--------------------------|--------------------|-----------------|------------------------|
| 1 | Make _____ Model # _____ | BTU Input _____    | Ventable Yes No | CO _____ ppm           |
|   | Primary or Secondary     | Gas Shutoff Yes No | Gas Leak Yes No | IF Yes, Location _____ |
| 2 | Make _____ Model # _____ | BTU Input _____    | Ventable Yes No | CO _____ ppm           |
|   | Primary or Secondary     | Gas Shutoff Yes No | Gas Leak Yes No | IF Yes, Location _____ |

COMMENTS: N/A

|                                |                         |
|--------------------------------|-------------------------|
| <b>Water Heater Inspection</b> | <b>UNIT Description</b> |
|--------------------------------|-------------------------|

|           |  |  |  |
|-----------|--|--|--|
| <b>1</b>  | <b>Pass</b>  | <b>Fail</b> (If Fail Why _____)  | ) Repair or will Replace with _____    |
| <b>2</b>  | Location <u>Back</u>   | Type of Fuel Natural Propane <u>Electric</u>   |  |
| <b>3</b>  | Make <u>Whirlpool</u>  | Model <u>E1F40Rdd45K</u>   | Serial Number <u>014318727</u>         |
| <b>4</b>  | Rated BTU Input <u>3200</u>  | Size <u>40</u> Gal   | Measured Temperature <u>142.5</u> degF |
| <b>5</b>  | Gas Leaks? Yes <input checked="" type="radio"/> No   | If Yes, Location of Leak _____   |  |
| <b>6</b>  | IF Natural Gas (Clock Meter) Dial _____ cu ft _____ sec = _____ BTU Is this within 10% of Rated BTU? Yes No        |  |  |
| <b>7</b>  | Can Water Heater be Insulated? <input checked="" type="radio"/> Yes <input type="radio"/> No                       | Is Pressure Relief Piping Needed? Yes <input checked="" type="radio"/> No              |  |
|           | Can Insulate First 5 feet of Hot Water Line? <input checked="" type="radio"/> Yes <input type="radio"/> No         | Is there Evidence of Flame Roll out? Yes <input checked="" type="radio"/> No <u>NA</u> |  |
|           | Can Insulate First 5 feet of Cold Water Line? <input checked="" type="radio"/> Yes <input type="radio"/> No        | Is Pilot Safety Shutoff OK? Yes <input checked="" type="radio"/> No                    |  |
| <b>8</b>  | Is Main Vent / Chimney O.K. ? (circle any problems below)  |  | Yes No                                 |
|           | Type, Location, Clearance, Height, Size, Cap, Liner, Mortar, Flashing, Unused flue holes, Thimble, Other _____     |  |  |
|           | Chimney Type _____   | Chimney Size _____ inches  | Chimney Height _____ feet <u>NA</u>    |
|           | Liner Existing or Needed Type _____  | Liner Size _____ inches  | Height _____ feet                      |
| <b>9</b>  | Is Vent Connector from Water Heater to Chimney O.K. ? (circle any problems below)                                  |  | Yes No                                 |
|           | Proper type pipe, Connected properly, Leaky or Corroded, 1/4" Rise per Ft, Excessive elbows, Clearance Other _____ |  |  |
|           | Vent Connector Type _____  | Vent Connector Size _____ inches   | Vent Connector Run _____ feet          |
| <b>10</b> | Is Combustion Air Venting Needed ? (less than 50 cubic ft per 1000 btu's)  |  | Yes No                                 |
| <b>11</b> | L _____ X W _____ X H _____ = _____ Cu Ft / 50 = _____ Thousand BTU Allowed  | Btu Allowed  |  |
| <b>12</b> | Sq" of NFA Combustion Air Needed = BTU Input _____ / 1000 = _____ X 2  | SQ" Needed   |  |
| <b>13</b> | Vent Size for NFA Needed (High) = W _____ x H _____ = _____ *.75 = NFA Sq"   | Size High  |  |
| <b>14</b> | Vent Size for NFA Needed (Low) = W _____ x H _____ = _____ *.75 = NFA Sq"  | Size Low   |  |

|           | PRE TESTS   | POST TESTS                                  |
|-----------|---|---|
| <b>15</b> | CAZ Worst Case WRT Outside<br>Complete CAZ Sheet then recreate worst case | Complete CAZ Sheet then recreate worst case |
|           | PA  | PA  |
| <b>16</b> | Draft (Worst Case)  |   |
|           | Wc PA   | Wc PA                                       |
| <b>17</b> | CO Living Area  |   |
|           | PPM   | PPM   |
| <b>18</b> | CO Flue Gases <100ppm   |   |
|           | PPM   | PPM   |
| <b>19</b> | CO Flue Gases (Air Free) <400ppm  |   |
|           | PPM   | PPM   |
| <b>20</b> | Stack Temperature (each port)   |   |
|           | Deg F   | Deg F                                       |
| <b>21</b> | Oxygen Percentage (each port)   |   |
|           | O2%   | O2%   |
| <b>22</b> | Efficiency Percentage (each port)   |   |
|           | Eff%  | Eff%  |

COMMENTS:

Turned water heater down to 107

# Heating Unit Safety Inspection

# UNIT Description

|    |   |   |
|----|---|---|
| 1  | <b>Pass</b>   | <b>Fail</b> (If Fail Why _____) Repair or will Replace with _____                           |
| 2  | Location <u>outside</u>   | Type of Fuel NG P O W <u>(E)K</u> Type of Unit <u>(FA) G B SH</u>                           |
| 3  | Make <u>Tempstar</u>  | Model <u>Phad 24 N/A</u> Serial Number <u>DAF3069039</u>                                    |
| 4  | Rated BTU Input <u>N/A</u>  | Rated BTU Output <u>N/A</u> IF Natural Gas (Clock Meter) within 10% Yes No                  |
| 5  | Thermostat Location <u>Hall</u>   | Mercury? Yes <u>No</u> Temp Day <u>72</u> Night <u>72</u> Anticipator Setting _____         |
| 6  | Oil or Gas Leaks? Yes <u>No</u>   | If Yes, Location of Leak _____  |
| 7  | Is Heating unit on Separate Circuit? <u>Yes</u> No  | Circuit Breaker / Fuse Size at Service Panel <u>60</u>                                      |
|    | Is there an Electrical Disconnect? <u>Yes</u> No  | Circuit Breaker / Fuse Size at Disconnect <u>60</u>   |
|    | Are there any Burned Wires? Yes <u>No</u>   | Visual Inspection of Safety Controls? <u>Yes</u> No   |
| 8  | Filter Location <u>Hall</u>   | Type <u>paper</u> Not installed _____ Clean _____ Dirty <u>✓</u> Cleaned and Replaced _____ |
|    | Filter Size <u>16</u> X <u>25</u> Qty _____   | Does Blower Need Cleaning? <u>(Yes) No</u> Noisy? Yes <u>No</u>                             |
| 9  | Is Main Vent / Chimney O.K. ? (circle any problems below)   |   |
|    | Type, Location, Clearance, Height, Size, Cap, Liner, Mortar, Flashing, Unused flue holes, Thimble, Clean out, Other _____ |   |
|    | Chimney Type _____  | Chimney Size _____ inches Chimney Height _____ feet   |
|    | Liner Existing or Needed Type _____   | Liner Size _____ inches Height _____ feet   |
| 10 | Is Vent Connector from Heating System to Chimney O.K. ? (circle any problems below)                                       |   |
|    | Proper type pipe, Connected properly, Leaky or Corroded, 1/4" Rise per Ft, Excessive elbows, Clearance Other _____        |   |
|    | Vent Connector Type _____   | Vent Connector Size _____ inches Vent Connector Run _____ feet                              |
| 11 | Is Clearance from Heating Unit to Combustibles OK? (Ceiling, Walls, Floors)   |   |
|    | Yes No  |   |
| 12 | Is Heat Exchanger O.K. ?  |   |
|    | Yes No  |   |
| 13 | Is this Unit Sealed Combustion  |   |
|    | Yes No  |   |
| 14 | Is Combustion Air Venting Needed ? (less than 50 cubic ft per 1000 btu's)   |   |
|    | Yes No  |   |
| 15 | If Yes, How Many SQ Inches Needed?  |   |
|    | SQ" _____   |   |

| Diagnostic Inspection |                                   | PRE TESTS                                      |             |        |        | POST TESTS                                     |        |  |       |
|-----------------------|-----------------------------------|--|-------------|--------|--------|--|--------|--|-------|
| 16                    | CAZ Worst Case WRT Outside        | Complete CAZ Sheet then recreate worst case PA |             |        |        | Complete CAZ Sheet then recreate worst case PA |        |  |       |
| 17                    | Draft Inducer and Pressure Switch | Yes No   | Switch pass | Yes No | Yes No | Switch pass                                    | Yes No |  |       |
| 18                    | Draft (Worst Case)                | Wc   |             | PA     | Wc     |  | PA     |  |       |
| 21                    | CO Living Area                    | PPM  |             |        |        | PPM  |        |  |       |
| 19                    | CO Flue Gases <100ppm             |  |             |        | PPM    |  |        |  | PPM   |
| 20                    | CO Flue Gases (Air Free) <400ppm  |  |             |        | PPM    |  |        |  | PPM   |
| 20                    | Stack Temperature (each port)     |  |             |        | Deg F  |  |        |  | Deg F |
| 20                    | Oxygen Percentage (each port)     |  |             |        | O2%    |  |        |  | O2%   |
| 20                    | Efficiency Percentage (each port) |  |             |        | Eff%   |  |        |  | Eff%  |
| 23                    | Heat Rise (Supp-Ret temp) deg F   | Supply   | Return      | Rise   | Supply | Return   | Rise   |  |       |

COMMENTS:

N/A

# Heating Unit Safety Inspection

# UNIT Description

|    |   |  |
|----|---|--|
| 1  | <u>Pass</u>   | Fail (If Fail Why _____) Repair or will Replace with _____                                 |
| 2  | Location <u>outside</u>   | Type of Fuel <u>NG P O W <u>E</u> K</u> Type of Unit <u><u>FA</u> G B SH</u>               |
| 3  | Make <u>Temp STAR</u>   | Model <u>Phad 20 WTR</u> Serial Number <u>0973069039</u>                                   |
| 4  | Rated BTU Input <u>N/A</u>  | Rated BTU Output <u>N/A</u> IF Natural Gas (Clock Meter) within 10% Yes No                 |
| 5  | Thermostat Location <u>Hall</u>   | Mercury? Yes <u>No</u> Temp Day <u>72</u> Night <u>72</u> Anticipator Setting _____        |
| 6  | Oil or Gas Leaks? Yes <u>No</u>   | If Yes, Location of Leak _____   |
| 7  | Is Heating unit on Separate Circuit? <u>Yes</u> No  | Circuit Breaker / Fuse Size at Service Panel <u>60</u>                                     |
|    | Is there an Electrical Disconnect? <u>Yes</u> No  | Circuit Breaker / Fuse Size at Disconnect <u>60</u>  |
|    | Are there any Burned Wires? Yes <u>No</u>   | Visual Inspection of Safety Controls? <u>Yes</u> No  |
| 8  | Filter Location <u>Hall</u>   | Type <u>paper</u> Not installed ___ Clean ___ Dirty <u>✓</u> Cleaned and Replaced <u>✓</u> |
|    | Filter Size <u>16</u> X <u>25</u> Qty _____   | Does Blower Need Cleaning? <u>Yes</u> No Noisy? Yes <u>No</u>                              |
| 9  | Is Main Vent / Chimney O.K. ? (circle any problems below)   |  |
|    | Type, Location, Clearance, Height, Size, Cap, Liner, Mortar, Flashing, Unused flue holes, Thimble, Clean out, Other _____ |  |
|    | Chimney Type _____  | Chimney Size _____ inches Chimney Height _____ feet  |
|    | Liner Existing or Needed Type _____   | Liner Size _____ inches Height _____ feet  |
| 10 | Is Vent Connector from Heating System to Chimney O.K. ? (circle any problems below)                                       |  |
|    | Proper type pipe, Connected properly, Leaky or Corroded, 1/4" Rise per Ft, Excessive elbows, Clearance Other _____        |  |
|    | Vent Connector Type _____   | Vent Connector Size _____ inches Vent Connector Run _____ feet                             |
| 11 | Is Clearance from Heating Unit to Combustibles OK? (Ceiling, Walls, Floors)   | Yes No   |
| 12 | Is Heat Exchanger O.K. ?  | Yes No   |
| 13 | Is this Unit Sealed Combustion  | Yes No   |
| 14 | Is Combustion Air Venting Needed ? (less than 50 cubic ft per 1000 btu's)   | Yes No   |
| 15 | If Yes, How Many SQ Inches Needed?  | SQ"  |

| Diagnostic Inspection |                                   | PRE TESTS                                      |             |        |        | POST TESTS                                     |        |  |  |
|-----------------------|-----------------------------------|--|-------------|--------|--------|--|--------|--|--|
| 16                    | CAZ Worst Case WRT Outside        | Complete CAZ Sheet then recreate worst case PA |             |        |        | Complete CAZ Sheet then recreate worst case PA |        |  |  |
| 17                    | Draft Inducer and Pressure Switch | Yes No   | Switch pass | Yes No | Yes No | Switch pass                                    | Yes No |  |  |
| 18                    | Draft (Worst Case)                | Wc   | PA          | Wc     | PA     |  |        |  |  |
| 21                    | CO Living Area                    | PPM  |             |        |        | PPM  |        |  |  |
| 19                    | CO Flue Gases <100ppm             |  |             |        |        |  |        |  |  |
| 20                    | CO Flue Gases (Air Free) <400ppm  |  |             |        |        |  |        |  |  |
| 20                    | Stack Temperature (each port)     |  |             |        |        |  |        |  |  |
| 20                    | Oxygen Percentage (each port)     |  |             |        |        |  |        |  |  |
| 20                    | Efficiency Percentage (each port) |  |             |        |        |  |        |  |  |
| 23                    | Heat Rise (Supp-Ret temp) deg F   | Supply   | Return      | Rise   | Supply | Return   | Rise   |  |  |

COMMENTS: NA

Vented Fireplace?  Yes  No      Location living      How often used? D  
 Damper? Open Closed  None      Operable? Yes  No      Seal off if not Used?  Yes  No

### Combustion Appliance Zone (CAZ) TEST SETUP

|  |   |
|--|---|
| Visually Inspect each combustion appliance and venting before testing<br>Primary <input checked="" type="checkbox"/> Secondary <input checked="" type="checkbox"/> Water Heater <input checked="" type="checkbox"/><br>Check and Clean Lint Filter and Dryer Vent <input checked="" type="checkbox"/><br>Replace or clean furnace filter if needed <input checked="" type="checkbox"/> | Put House in Wintertime Condition <input checked="" type="checkbox"/><br>Turn off all combustion appliances <input checked="" type="checkbox"/><br>Close all operable Vents and Dampers <input checked="" type="checkbox"/> |
|--|---|

|   |  |   |      |            |      |            |      |
|---|--|---|------|------------|------|------------|------|
| NO GAS      N/A<br><b>Combustion Appliance Zone TEST Steps</b>  |  | List each CAZ location and appliances in each |      |            |      |            |      |
|   |  | Location 1                                    |      | Location 2 |      | Location 3 |      |
|   |  | Pre   | Post | Pre        | Post | Pre        | Post |
| 1   | Setup Manometer and Pressure hoses to measure CAZ (WRT) Outdoors   |   |      |            |      |            |      |
| 2   | All interior doors open, Measure Baseline Pressure<br><i>(subtract baseline reading from all CAZ test readings)</i>                          | PA  | PA   | PA         | PA   | PA         | PA   |
| 3   | Turn on all Exhaust Fans *except whole house fans  |   |      |            |      |            |      |
| 4   | Close all interior doors *except doors to rooms with exhaust fans  |   |      |            |      |            |      |
| 5   | Is Blower Door being used to simulate fireplace at 300 cfm? <i>(use Ring B)</i>  | Y N   | Y N  | Y N        | Y N  | Y N        | Y N  |
| 6   | If Door from CAZ to House Open it <i>(Record CAZ pressure WRT outside)</i>   | PA  | PA   | PA         | PA   | PA         | PA   |
| 7   | Close Door from CAZ to House <i>(Record CAZ pressure WRT outside)</i>  | PA  | PA   | PA         | PA   | PA         | PA   |
| 8   | Turn on Furnace Blower <i>(Record CAZ pressure WRT outside)</i><br><i>*check position of interior doors for worst case with smoke puffer</i> | PA  | PA   | PA         | PA   | PA         | PA   |
| 9   | If Door from CAZ to House Open it <i>(Record CAZ pressure WRT outside)</i>   | PA  | PA   | PA         | PA   | PA         | PA   |
| 10  | Recreate Worst Case Conditions for each CAZ <i>(Complete this and following steps on each Heating Inspection form)</i>                       |   |      |            |      |            |      |
| 11  | Perform Worst Case Draft and Combustion Tests for each appliance under this worst case condition   |   |      |            |      |            |      |
| <i>*There should be no spillage after 2 minutes and Draft should be established after 5 minutes</i><br><i>*Monitor ambient CO in CAZ while doing these tests if CAZ -5pa or worse, if ambient CO gets above 20ppm discontinue testing</i> |  |   |      |            |      |            |      |

Dominant Duct Leakage Test (Main Body WRT outdoors) Baseline      PA Dominant Duct      PA

| Pressure in Individual Rooms (Room WRT Main body) |       |     |       |    |     |   |      |     |       | <i>Each room shouldn't be more than +/- 3pa Wrt Outside</i> |     |    |      |     |       |    |     |
|---|-------|-----|-------|----|-----|---|------|-----|-------|---|-----|----|------|-----|-------|----|-----|
|   | Room  | Bef | Inter | PR | Aft |   | Room | Bef | Inter | PR  | Aft |    | Room | Bef | Inter | PR | Aft |
| 1   | bed 1 | 5.4 |       |    | 2.5 | 5 |      |     |       |   |     | 9  |      |     |       |    |     |
| 2   | bed 2 | 5.0 |       |    | 2.1 | 6 |      |     |       |   |     | 10 |      |     |       |    |     |
| 3   | bath  | 3.2 |       |    | 2.6 | 7 |      |     |       |   |     | 11 |      |     |       |    |     |
| 4   |       |     |       |    |     | 8 |      |     |       |   |     | 12 |      |     |       |    |     |

## WINDOW AIR CONDITIONER (S)

| # | Location | Name | BTU | EER | Perm | Cover | Filter | Coils |
|---|----------|------|-----|-----|------|-------|--------|-------|
| 1 |          |      |     |     |      |       |        |       |
| 2 |          |      |     |     |      |       |        |       |
| 3 |          |      |     |     |      |       |        |       |
| 4 |          |      |     |     |      |       |        |       |

COMMENTS:

*NA*

## HEAT PUMP / CENTRAL AIR CONDITIONING

| Outdoor Loc                         | Name            | Model             | Serial            | SEER | Dis-<br>connect | Suction Line<br>Insulation | Coil       |
|-------------------------------------|-----------------|-------------------|-------------------|------|-----------------|----------------------------|------------|
| <input checked="" type="checkbox"/> | <i>Tempstar</i> | <i>Phad2UNIK2</i> | <i>2953069089</i> |      | <i>YES</i>      | <i>Yes</i>                 | <i>Yes</i> |
| Indoor Loc                          | Name            | Model             | Serial            | KW   | X               | Btu Input                  | Coil       |
|                                     |                 |                   |                   |      |                 | <i>3412 =</i>              |            |

Thermostat Location *Hall* Mercury? Yes  No  Temp Day *72* Temp Night *72*

Filter Location *Hall* Type \_\_\_\_\_ Not installed  Clean  Dirty  Cleaned and Replaced

Filter Size *16* X *25* Qty *4* Does Blower Need Cleaning? Yes  No  Noisy? Yes  No

Comments:

## DUCTS / HEATING PIPES

| Duct<br>Location | Cond/<br>Uncond | Boots      | Registers   | Supp<br>Duct                        | Ret<br>Duct                         | Supp<br>Plen                        | Ret<br>Plen                         | Cross<br>over                       | Duct<br>Wrap                        | Ft<br>Insul |
|------------------|-----------------|------------|-------------|-------------------------------------|-------------------------------------|-------------------------------------|-------------------------------------|-------------------------------------|-------------------------------------|-------------|
| <i>Floor</i>     | <i>COND</i>     | <i>FOO</i> | <i>HALL</i> | <input checked="" type="checkbox"/> | <input checked="" type="checkbox"/> | <input checked="" type="checkbox"/> | <input checked="" type="checkbox"/> | <input checked="" type="checkbox"/> | <input checked="" type="checkbox"/> |             |

COMMENTS:

Type Ductwork (Sheet Metal  Flex Duct  Ductboard Other ) Type Duct System ( Trunk Spider Cottage Base Other )

Supply Size *16* OK?  Yes  No Return Size *16* OK?  Yes  No Replace return grill with Filter Grill  Yes  No

Heating = 400cfm per 25,000 Btu output Cooling = 400 cfm per 12,000 Btu (TON)

### WINDOW AIR CONDITIONER (S)

| # | Location | Name | BTU | EER | Perm | Cover | Filter | Coils |
|---|----------|------|-----|-----|------|-------|--------|-------|
| 1 |          |      |     |     |      |       |        |       |
| 2 |          |      |     |     |      |       |        |       |
| 3 |          |      |     |     |      |       |        |       |
| 4 |          |      |     |     |      |       |        |       |

COMMENTS:

NA

### HEAT PUMP / CENTRAL AIR CONDITIONING

| Outdoor Loc | Name     | Model      | Serial     | SEER | Dis-<br>connect | Suction Line<br>Insulation | Coil |
|-------------|----------|------------|------------|------|-----------------|----------------------------|------|
| ✓           | Tempstar | Phad24NIK2 | L953069039 |      | YES             | Yes                        | Yes  |
| Indoor Loc  | Name     | Model      | Serial     | KW   | X               | Btu Input                  | Coil |
|             |          |            |            |      | 3412 =          |                            |      |

Thermostat Location Hall Mercury? Yes  No  Temp Day 72 Temp Night 72

Filter Location Hall Type \_\_\_\_\_ Not installed \_\_\_ Clean \_\_\_ Dirty  Cleaned and Replaced \_\_\_

Filter Size 16 X 25 Qty 4 Does Blower Need Cleaning? Yes  No  Noisy? Yes  No

Comments:

### DUCTS / HEATING PIPES

| Duct<br>Location | Cond/<br>Uncond | Boots | Registers | Supp<br>Duct | Ret<br>Duct | Supp<br>Plen | Ret<br>Plen | Cross<br>over | Duct<br>Wrap | Ft<br>Insul |
|------------------|-----------------|-------|-----------|--------------|-------------|--------------|-------------|---------------|--------------|-------------|
| Floor            | COND            | FOO   | HALL      | ✓            | ✓           | ✓            | ✓           | ✓             | ✓            |             |

COMMENTS:

Type Ductwork (Sheet Metal  Flex Duct  Ductboard Other \_\_\_ ) Type Duct System (  Trunk Spider Cottage Base Other \_\_\_ )

Supply Size 16 OK?  Yes No Return Size 16 OK?  Yes No Replace return grill with Filter Grill  Yes No

Heating = 400cfm per 25,000 Btu output Cooling = 400 cfm per 12,000 Btu (TON)

# Blower Door Diagnostics (These test are done with the Blower Door at -50)

|           | LOCATION | CONFIGURATION      | Baseline | PA       | CFM     | CRF       | CONVERTED CFM |  |
|-----------|----------|--------------------|----------|----------|---------|-----------|---------------|--|
| PRE       | front    | Open Ring A Ring B | 1.3      | 50       | 3800    |           |               |  |
| POST      | front    | Open Ring A Ring B | 1.2      | 50       | 2895    |           |               |  |
| Comments: |          |                    | 48= 1.03 | 40= 1.16 | 32=1.34 | 24 = 1.61 | 16 = 2.10     |  |
|           |          |                    | 46= 1.06 | 38= 1.20 | 30=1.39 | 22 = 1.71 | 14 = 2.29     |  |
|           |          |                    | 44= 1.09 | 36= 1.24 | 28=1.46 | 20 = 1.81 | 12 = 2.53     |  |
|           |          |                    | 42= 1.12 | 34= 1.28 | 26=1.53 | 18 = 1.94 | 10 = 2.85     |  |

## Zonal Pressures (Test WRT House and WRT Outdoors)

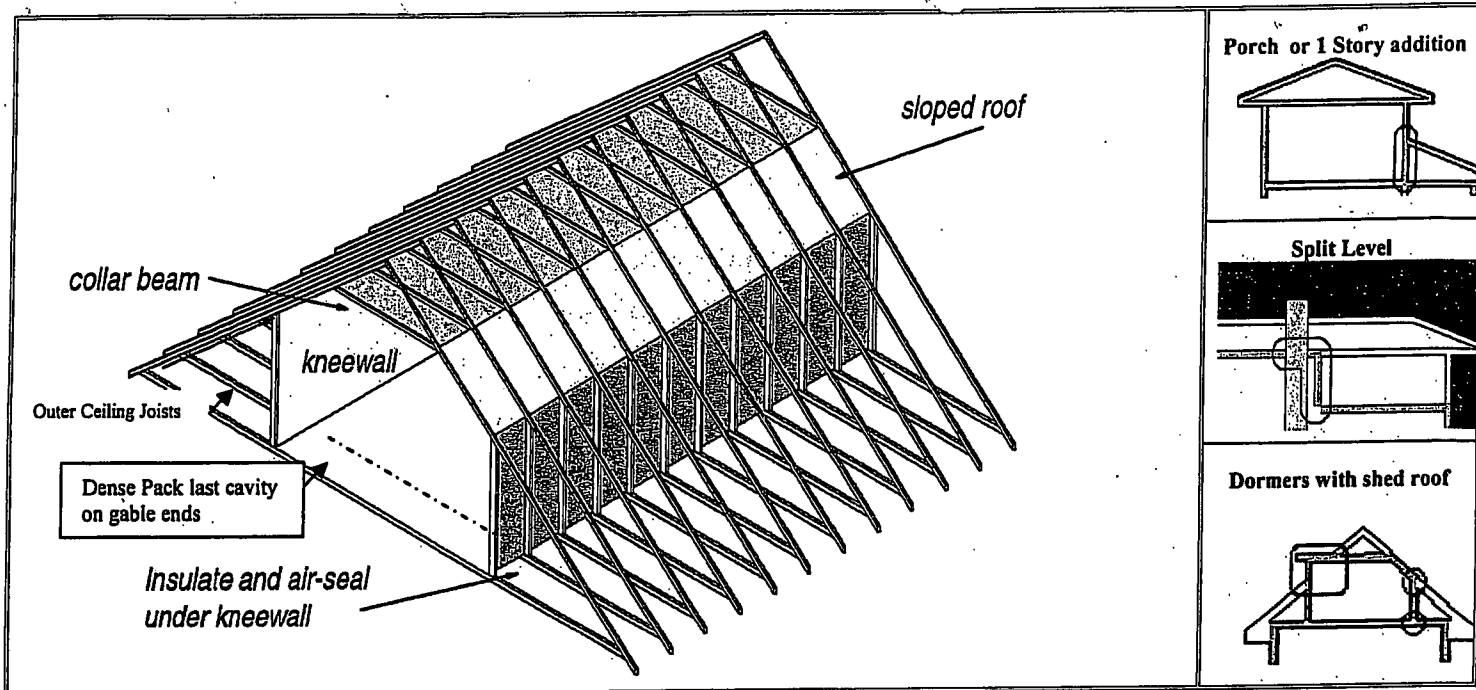
| Zone Tested            | Before    |             | After     |             | Zone Tested | Before    |             | After     |             |
|------------------------|-----------|-------------|-----------|-------------|-------------|-----------|-------------|-----------|-------------|
|                        | WRT House | WRT Outside | WRT House | WRT Outside |             | WRT House | WRT Outside | WRT House | WRT Outside |
| Attic 1                | 49.8      |             | 48.4      |             | Basement    |           |             |           |             |
| Attic 2                |           |             |           |             | Crawlspace  | 49.9      |             | 48.6      |             |
| Cavity b/w 1 & 2 Floor |           |             |           |             | Bellyboard  |           |             |           |             |
| Kneewall N S E W       |           |             |           |             |             |           |             |           |             |
| Kneewall N S E W       |           |             |           |             |             |           |             |           |             |
| Comments:              |           |             |           |             |             |           |             |           |             |

## Pressure Pan Test (Duct WRT House) House WRT Duct Location / PA

|   | Location | Before | After |    | Location | Before | After |    | Location | Before                   | After    |
|---|----------|--------|-------|----|----------|--------|-------|----|----------|--------------------------|----------|
| 1                                       | L        | 8.4    | 1.4   | 8  |          |        |       | 15 |          |                          |          |
| 2                                       | L        | 2.2    | 1.2   | 9  |          |        |       | 16 |          |                          |          |
| 3                                       | K        | 2.1    | 1.2   | 10 |          |        |       | 17 |          |                          |          |
| 4                                       | Bath     | 2.2    | 0.5   | 11 |          |        |       | 18 |          |                          |          |
| 5                                       | Bed 1    | 3.4    | 1.4   | 12 |          |        |       | 19 |          |                          |          |
| 6                                       | Bed 2    | 1.4    | 1.1   | 13 |          |        |       | 20 | RETURN   | 10.7                     | 4.4      |
| 7                                       |          |        |       | 14 |          |        |       |    |          |                          |          |
| Comments: <del>Some</del> Ducts on beds |          |        |       |    |          |        |       |    |          | Pressure Pan Multipliers |          |
|   |          |        |       |    |          |        |       |    |          | 50 = 1.0                 | 25 = 2.0 |
|   |          |        |       |    |          |        |       |    |          | 45 = 1.1                 | 20 = 2.5 |
|   |          |        |       |    |          |        |       |    |          | 40 = 1.25                | 15 = 3.5 |
|   |          |        |       |    |          |        |       |    |          | 35 = 1.42                | 10 = 5.0 |
|   |          |        |       |    |          |        |       |    |          | 30 = 1.66                | 5 = 10.0 |

| Attic Weatherization        | Attic 1                    | Attic 2 | Attic 3 | Kneewall Attic |        |           |               |
|-----------------------------|----------------------------|---------|---------|----------------|--------|-----------|---------------|
|                             |                            |         |         | Collar Beam    | Slopes | Knee wall | Outer Ceiling |
| Insulation (Bags Needed)    | 40                         |         |         |                |        |           |               |
| Dimensions                  | 30x27                      |         |         |                |        |           |               |
| Sq Footage                  | 810                        |         |         |                |        |           |               |
| Existing Type               | Cell                       |         |         |                |        |           |               |
| Existing R-Value            | R-13                       |         |         |                |        |           |               |
| Added Type                  | Cell                       |         |         |                |        |           |               |
| Post WX R-Value             | R-38                       |         |         |                |        |           |               |
| Condition of Attic          | Attic 1                    | Attic 2 | Attic 3 | CB             | Slopes | Kw        | OCJ           |
| Water Leaks                 | NO                         |         |         |                |        |           |               |
| Recessed Light              | NO                         |         |         |                |        |           |               |
| Chimney / Vent Shielding    | NO                         |         |         |                |        |           |               |
| Condition of Wiring         | OK                         |         |         |                |        |           |               |
| Access                      | Bath                       |         |         |                |        |           |               |
| By-Passes                   | Attic 1                    | Attic 2 | Attic 3 | CB             | Slopes | Kw        | OCJ           |
| Open Ext Wall Tops          | NO                         |         |         |                |        |           |               |
| Open Int Wall Tops          | NO                         |         |         |                |        |           |               |
| Wire Chases                 | NO                         |         |         |                |        |           |               |
| Plumb Chases                | NO                         |         |         |                |        |           |               |
| HVAC Chases                 | NO                         |         |         |                |        |           |               |
| Stairwell Drop              | NO                         |         |         |                |        |           |               |
| Closet Drop                 | NO                         |         |         |                |        |           |               |
| Soffit Drop                 | NO                         |         |         |                |        |           |               |
| Kwall Floor Bottom          | NO                         |         |         |                |        |           |               |
| Size KWall Flr Btm          | NO                         |         |         |                |        |           |               |
| Ventilation                 | Attic 1                    | Attic 2 | Attic 3 | CB             | Slopes | Kw        | OCJ           |
| NFVA Sq" Needed (Sq' x.24)  |                            |         |         |                |        |           |               |
| Sq" Existing Exhaust (High) | 364                        |         |         |                |        |           |               |
| Sq" Needed Exhaust (High)   |                            |         |         |                |        |           |               |
| Total NFVA Exhaust Sq"      |                            |         |         |                |        |           |               |
| Sq" Existing Intake (Low)   | 364                        |         |         |                |        |           |               |
| Sq" Needed Intake (Low)     |                            |         |         |                |        |           |               |
| Total NFVA Intake Sq"       |                            |         |         |                |        |           |               |
| Comments:                   | Attic Hatch<br>Need Repair |         |         |                |        |           |               |

| Attic Weatherization        | Attic 1                    | Attic 2 | Attic 3 | Kneewall Attic |        |           |                      |
|-----------------------------|----------------------------|---------|---------|----------------|--------|-----------|----------------------|
|                             |                            |         |         | Collar Beam    | Slopes | Knee wall | Outer Ceiling Joists |
| Insulation (Bags Needed)    | 40                         |         |         |                |        |           |                      |
| Dimensions                  | 30x27                      |         |         |                |        |           |                      |
| Sq Footage                  | 810                        |         |         |                |        |           |                      |
| Existing Type               | Cell                       |         |         |                |        |           |                      |
| Existing R-Value            | R-13                       |         |         |                |        |           |                      |
| Added Type                  | Cell                       |         |         |                |        |           |                      |
| Post WX R-Value             | R-38                       |         |         |                |        |           |                      |
| Condition of Attic          | Attic 1                    | Attic 2 | Attic 3 | CB             | Slopes | Kw        | OCJ                  |
| Water Leaks                 | NO                         |         |         |                |        |           |                      |
| Recessed Light              | NO                         |         |         |                |        |           |                      |
| Chimney / Vent Shielding    | NO                         |         |         |                |        |           |                      |
| Condition of Wiring         | OK                         |         |         |                |        |           |                      |
| Access                      | Both                       |         |         |                |        |           |                      |
| By-Passes                   | Attic 1                    | Attic 2 | Attic 3 | CB             | Slopes | Kw        | OCJ                  |
| Open Ext Wall Tops          | NO                         |         |         |                |        |           |                      |
| Open Int Wall Tops          | NO                         |         |         |                |        |           |                      |
| Wire Chases                 | NO                         |         |         |                |        |           |                      |
| Plumb Chases                | NO                         |         |         |                |        |           |                      |
| HVAC Chases                 | NO                         |         |         |                |        |           |                      |
| Stairwell Drop              | NO                         |         |         |                |        |           |                      |
| Closet Drop                 | NO                         |         |         |                |        |           |                      |
| Soffit Drop                 | NO                         |         |         |                |        |           |                      |
| Kwall Floor Bottom          | NO                         |         |         |                |        |           |                      |
| Size KWall Flr Btm          | NO                         |         |         |                |        |           |                      |
| Ventilation                 | Attic 1                    | Attic 2 | Attic 3 | CB             | Slopes | Kw        | OCJ                  |
| NFVA Sq" Needed (Sq' x.24)  |                            |         |         |                |        |           |                      |
| Sq" Existing Exhaust (High) | 364                        |         |         |                |        |           |                      |
| Sq" Needed Exhaust (High)   |                            |         |         |                |        |           |                      |
| Total NFVA Exhaust Sq"      |                            |         |         |                |        |           |                      |
| Sq" Existing Intake (Low)   | 364                        |         |         |                |        |           |                      |
| Sq" Needed Intake (Low)     |                            |         |         |                |        |           |                      |
| Total NFVA Intake Sq"       |                            |         |         |                |        |           |                      |
| Comments:                   | Attic Hatch<br>Need Repair |         |         |                |        |           |                      |



| SIDEWALLS                | SECTION 1   | SECTION 2  |
|--------------------------|---|--|
| Existing Insulation ?    | R-0   | R-   |
| Knob and Tube Wiring ?   | Yes <input type="radio"/> No <input checked="" type="radio"/>   | Yes <input type="radio"/> No <input type="radio"/>   |
| Do Walls Have Cavities ? | <input checked="" type="radio"/> Yes <input type="radio"/> No   | <input type="radio"/> Yes <input type="radio"/> No   |
| Are Walls Weak ?         | <input checked="" type="radio"/> Yes <input type="radio"/> No   | <input type="radio"/> Yes <input type="radio"/> No   |
| Moisture Problems ?      | Yes <input type="radio"/> No <input checked="" type="radio"/>   | <input type="radio"/> Yes <input type="radio"/> No   |
| Can Sidewalls Be Blown ? | <input checked="" type="radio"/> Yes <input type="radio"/> No   | <input type="radio"/> Yes <input type="radio"/> No   |
| Type of Interior Walls ? | Sheet Rock  |  |
| Type of Exterior Walls ? | Vinyl   |  |
| Type of Framing ?        | Balloon <input type="radio"/> <input checked="" type="radio"/> Stick <input type="radio"/> Board/Batten | Balloon <input type="radio"/> <input type="radio"/> Stick <input type="radio"/> Board/Batten |
| Width of Cavity ?        | <input checked="" type="radio"/> 24" <input type="radio"/> 16" <input type="radio"/> Other              | <input type="radio"/> 24" <input type="radio"/> 16" <input type="radio"/> Other              |
| Depth of Cavity ?        | <input checked="" type="radio"/> 2 X 4 <input type="radio"/> 2 X 6 <input type="radio"/> Other          | <input type="radio"/> 2 X 4 <input type="radio"/> 2 X 6 <input type="radio"/> Other          |
| Exterior Wall Surface ?  | 960 SQ FT   | SQ FT  |
| Less Windows/Doors ?     | 143.68 SQ FT  | SQ FT  |
| New SQ FT Wall Surface ? | 816.32 SQ FT  | SQ FT  |
| INSULATION Bags Needed?  | 14 Bags   | Bags   |
| Are Repairs Needed ?     | Yes <input type="radio"/> No <input checked="" type="radio"/>   | Yes <input type="radio"/> No <input type="radio"/>   |

COMMENTS: (Optional: Drawings of elevations and footprint may be attached to assessment.)

side walls R12

| BASEMENT / CRAWLSPACE                    | SECTION 1                                   | SECTION 2                                   |
|--|---|---|
| Location                                 | Side  |   |
| Conditioned / Unconditioned              | Cond <input type="checkbox"/> <u>Uncond</u> | Cond <input type="checkbox"/> <u>Uncond</u> |
| Type of Foundation                       | <u>Crawl</u> Base Pier                      | Crawl Base Pier                             |
| Type of Sub floor                        | Plywood <u>T&amp;G</u> Plank                | Plywood T&G Plank                           |
| Total Square Ft of Floor                 | 810   |   |
| Liner Feet of Perimeter                  | 114   |   |
| Avg Wall Height above Grade              | 38'   |   |
| Vapor Barrier Existing                   | Yes <input type="checkbox"/> <u>No</u>      | Yes <input type="checkbox"/> <u>No</u>      |
| Open Ext Wall Bottoms                    | Yes <input type="checkbox"/> <u>No</u>      | Yes <input type="checkbox"/> <u>No</u>      |
| Open Int Wall Bottoms                    | Yes <input type="checkbox"/> <u>No</u>      | Yes <input type="checkbox"/> <u>No</u>      |
| Wire Chases                              | Yes <input type="checkbox"/> <u>No</u>      | Yes <input type="checkbox"/> <u>No</u>      |
| Plumbing Chases                          | Yes <input type="checkbox"/> <u>No</u>      | Yes <input type="checkbox"/> <u>No</u>      |
| HVAC Chases (Chim -Ducts)                | Yes <input type="checkbox"/> <u>No</u>      | Yes <input type="checkbox"/> <u>No</u>      |
| Floor Joist Size 2 x                     | 6 <u>8</u> 10 12                            | 6 8 10 12                                   |
| Floor Insulation Existing                | Yes <input type="checkbox"/> <u>No</u>      | Yes <input type="checkbox"/> <u>No</u>      |
| R-Value Existing                         | <del>6 11 13 19</del>                       | 6 11 13 19                                  |
| Floor Insulation Needed                  | <u>Yes</u> No                               | Yes No                                      |
| R-Value Needed                           | R-11 <u>R-19</u>                            | R-11 R-19                                   |
| Does Band Joist Need Sealed              | Yes <input type="checkbox"/> <u>No</u>      | Yes <input type="checkbox"/> <u>No</u>      |
| Does Band Joist Need Insulation          | Yes <input type="checkbox"/> <u>No</u>      | Yes <input type="checkbox"/> <u>No</u>      |
| Is Perimeter Insulation Needed           | Yes <input type="checkbox"/> <u>No</u>      | Yes <input type="checkbox"/> <u>No</u>      |
| Stairwell Insulation Needed              | Yes <input type="checkbox"/> <u>No</u>      | Yes <input type="checkbox"/> <u>No</u>      |
| Exposed Water Lines Wrapped              | Yes <input type="checkbox"/> <u>No</u> ft   | Yes <input type="checkbox"/> <u>No</u> ft   |
| <b>BELLYBOARD</b>                        |   |   |
|  | SECTION 1                                   | SECTION 2                                   |
| Repair Needed                            | Yes <input type="checkbox"/> <u>No</u>      | Yes <input type="checkbox"/> <u>No</u>      |
| Direction of Joists                      | Longways Crossways                          | Longways Crossways                          |
| Depth of Joists                          | 2 X 4 2 X 6                                 | 2 X 4 2 X 6                                 |
| Vapor Barrier Present                    | Yes <input type="checkbox"/> <u>No</u>      | Yes <input type="checkbox"/> <u>No</u>      |
| Exposed Water Lines Wrapped              | Yes <input type="checkbox"/> <u>No</u> ft   | Yes <input type="checkbox"/> <u>No</u> ft   |
| Plumbing Leaks                           | Yes <input type="checkbox"/> <u>No</u>      | Yes <input type="checkbox"/> <u>No</u>      |
| Square Feet Floor                        | SQ FT                                       | SQ FT                                       |
| Total Bags Needed                        | Bags  | Bags  |
| COMMENTS:<br><br>installed vapor barrier |   |   |

| BASEMENT / CRAWLSPACE                | SECTION 1                    | SECTION 2          |
|--------------------------------------|------------------------------|--------------------|
| Location                             | Side                         |                    |
| Conditioned / Unconditioned          | Cond <u>Uncond</u>           | Cond Uncond        |
| Type of Foundation                   | <u>Crawl</u> Base Pier       | Crawl Base Pier    |
| Type of Sub floor                    | Plywood <u>T&amp;G</u> Plank | Plywood T&G Plank  |
| Total Square Ft of Floor             | 810                          |                    |
| Liner Feet of Perimeter              | 114                          |                    |
| Avg Wall Height above Grade          | 38'                          |                    |
| Vapor Barrier Existing               | Yes <u>No</u>                | Yes No             |
| Open Ext Wall Bottoms                | Yes <u>No</u>                | Yes No             |
| Open Int Wall Bottoms                | Yes <u>No</u>                | Yes No             |
| Wire Chases                          | Yes <u>No</u>                | Yes No             |
| Plumbing Chases                      | Yes <u>No</u>                | Yes No             |
| HVAC Chases (Chim-Ducts)             | Yes <u>No</u>                | Yes No             |
| Floor Joist Size 2 x                 | 6 <u>8</u> 10 12             | 6 8 10 12          |
| Floor Insulation Existing            | Yes <u>No</u>                | Yes No             |
| R-Value Existing                     | <del>6 11 13 19</del>        | 6 11 13 19         |
| Floor Insulation Needed              | <u>Yes</u> No                | Yes No             |
| R-Value Needed                       | R-11 <u>R-19</u>             | R-11 R-19          |
| Does Band Joist Need Sealed          | Yes <u>No</u>                | Yes No             |
| Does Band Joist Need Insulation      | Yes <u>No</u>                | Yes No             |
| Is Perimeter Insulation Needed       | Yes <u>No</u>                | Yes No             |
| Stairwell Insulation Needed          | Yes <u>No</u>                | Yes No             |
| Exposed Water Lines Wrapped          | Yes <u>No</u> ft             | Yes No ft          |
| <b>BELLYBOARD</b>                    |                              |                    |
|                                      | SECTION 1                    | SECTION 2          |
| Repair Needed                        | Yes No                       | Yes No             |
| Direction of Joists                  | Longways Crossways           | Longways Crossways |
| Depth of Joists                      | 2 X 4 2 X 6                  | 2 X 4 2 X 6        |
| Vapor Barrier Present                | Yes No                       | Yes No             |
| Exposed Water Lines Wrapped          | Yes No ft                    | Yes No ft          |
| Plumbing Leaks                       | Yes No                       | Yes No             |
| Square Feet Floor                    | SQ FT                        | SQ FT              |
| Total Bags Needed                    | Bags                         | Bags               |
| COMMENTS:<br>installed vapor barrier |                              |                    |

# WINDOWS

| #  | Pass | Type | Size  | Location | Glass | Lock | Clips | #  | Pass | Type | Size | Location | Glass | Lock | Clips |
|----|------|------|-------|----------|-------|------|-------|----|------|------|------|----------|-------|------|-------|
| 1  | ✓    | wood | 32x62 | E        | SP    | 1    |       | 11 |      |      |      |          |       |      |       |
| 2  |      |      |       |          |       |      |       | 12 |      |      |      |          |       |      |       |
| 3  | ✓    | wood | 28x38 | N        | SP    | 1    |       | 13 |      |      |      |          |       |      |       |
| 4  |      |      |       |          |       |      |       | 14 |      |      |      |          |       |      |       |
| 5  | X    | wood | 28x38 | N        | SP    | 1    |       | 15 |      |      |      |          |       |      |       |
| 6  | X    |      |       |          |       |      |       | 16 |      |      |      |          |       |      |       |
| 7  | ✓    | wood | 28x38 | W        | SP    | 1    |       | 17 |      |      |      |          |       |      |       |
| 8  | X    |      |       |          |       |      |       | 18 |      |      |      |          |       |      |       |
| 9  | X    | wood | 32x62 | S        | SP    | 1    |       | 19 |      |      |      |          |       |      |       |
| 10 | X    |      |       |          |       |      |       | 20 |      |      |      |          |       |      |       |

**COMMENTS:**

Windows are bad AT four  
 Glass  
 window seal  
 Replaced 2 glasses & seals

| DOORS |                       | Type    | Storm | Size  | W/S | D/S | Lock | Hinges | Glass |
|-------|-----------------------|---------|-------|-------|-----|-----|------|--------|-------|
| 1     | Front Door            | Belwood | ✓     | 32x76 | NO  | ✓   | 2    | 3      |       |
| 2     | Back Door             | Meep    | ✓     | 32x76 |     |     | 2    | 3      |       |
| 3     |                       |         |       |       |     |     |      |        |       |
| 4     |                       |         |       |       |     |     |      |        |       |
| 5     |                       |         |       |       |     |     |      |        |       |
| 6     | Kneewall Doors        |         |       |       |     |     |      |        |       |
| 7     | Basement / Crawlspace | wood    | —     | 26x32 | —   | —   | 1    | 2      | —     |

**COMMENTS:**

no Crawlspace Doors  
 built

NE = Nonexistent  
 ✓ = OK  
 IN = Inaccessible  
 X = Address It

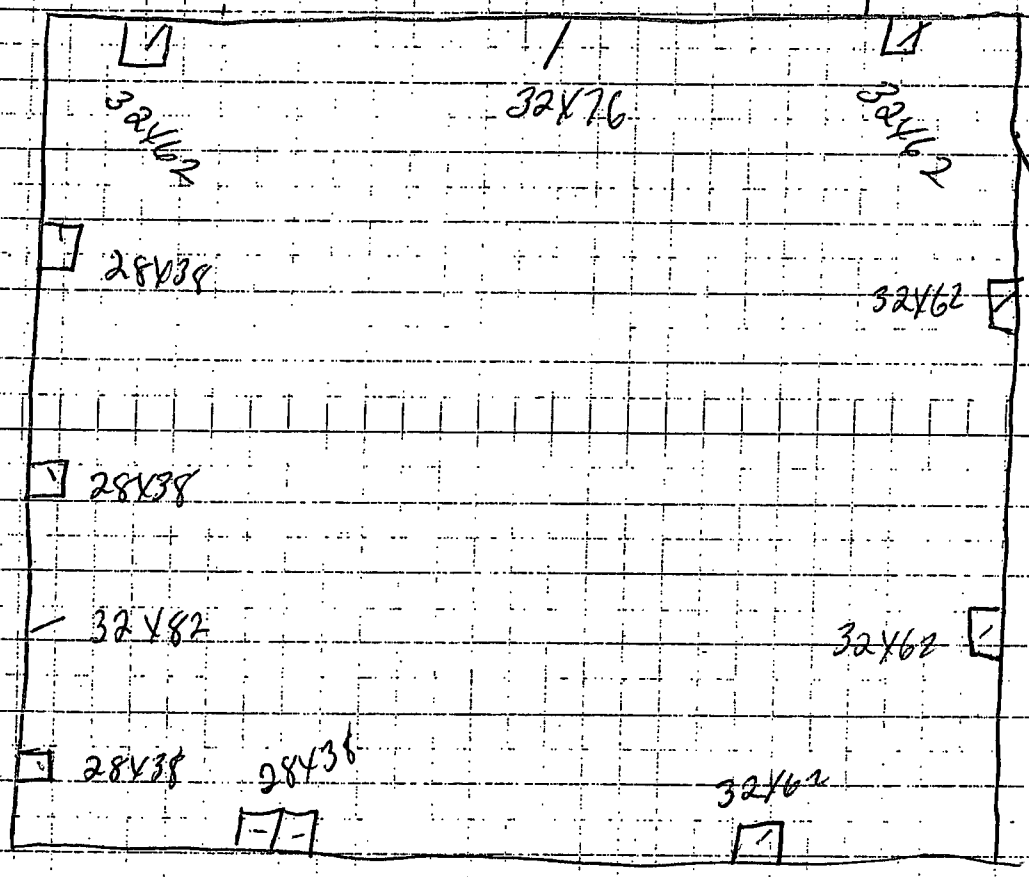
## General Infiltration:

# HOUSE FOOTPRINT

30  
27  
210  
60  
810

30'


27'



# HOUSE FOOTPRINT

$$\begin{array}{r} 30 \\ \underline{27} \\ 210 \\ \underline{60} \\ 810 \end{array}$$

30'




# MOBILE HOME CEILING INSULATION

|                             |  |                            |                     |
|-----------------------------|--|----------------------------|---------------------|
| <b>Total Bags Needed</b>    |  | <b>Type of Roof</b>        | Shingle Metal Other |
| <b>Catheradal Sq Ft</b>     |  | <b>Slope of Roof</b>       | A Frame Bow-truss   |
| <b>Flat Sq Ft</b>           |  | <b>Roof Blowing Access</b> | Side Top Gable      |
| <b>Total Square Footage</b> |  | <b>Gutter Length</b>       |                     |
| <b>Peak Height</b>          |  | <b>Roof Coating</b>        |                     |
| <b>Existing Type</b>        |  | <b>Peal and Seal</b>       |                     |
| <b>Existing R-Value</b>     |  | <b>Plumbing Vent Caps</b>  |                     |
| <b>Added Type</b>           |  |                            |                     |
| <b>Post WX R-Value</b>      |  |                            |                     |

**COMMENTS:**

*W/A*



# BASELOAD MEASURES

## Refrigerator Assessment and Replacement

| Brand Name   | Model # | Type  | Total Cu Ft | Door Hinge  | Dimension                            | *Narrowest Sized Door | Metering kWh                                  |
|--|---------|---|-------------|---|--------------------------------------|-----------------------|---|
|  |         | Side by Side<br>Top Freezer<br>Bottom Freezer |             | Left<br>Right   | Width ___<br>Depth ___<br>Height ___ | inches                | kWh ___<br>Duration ___ min<br>Peak Watts ___ |
| Other Refrigerators and Freezers   |         |   |             | kWh X <u>8760</u> X 1.08 = _____ kWh per year   |                                      |                       |   |
| Refrigerators _____ Freezers _____   |         |   |             | Duration/60   |                                      |                       |   |
| Is homeowner willing to Discontinue Use if Install Larger Refrigerator / Freezer Combination? YES NO |         |   |             | *What is the Narrowest Sized Door Opening that must pass thru to install Refrigerator |                                      |                       |   |
| Comments:  |         |   |             |   |                                      |                       |   |

## Lighting Assessment and Replacement

|           | Room           | Existing Incandescent Wattage | Replacement CFL Wattage | Type Fixture         | Type Bulb Needed         | Incandescent Watts | CFL Watts | Lumen s |
|-----------|----------------|-------------------------------|-------------------------|----------------------|--------------------------|--------------------|-----------|---------|
| 1         | Living         | 66                            | 13                      | (Tb) Flr (Ceil) Wall | Quad Spiral (Circ) Torch | 25                 | 9         | 232     |
| 2         | Kit            | 66                            | 13                      | Tbl Flr (Ceil) Wall  | Quad Spiral (Circ) Torch | 25                 | 9         | 250     |
| 3         | Porch          | 66                            | 13                      | Tbl Flr (Ceil) Wall  | Quad Spiral (Circ) Torch | 25                 | 9         | 400     |
| 4         | Bath           | 66                            | 13                      | Tbl Flr (Ceil) Wall  | Quad Spiral (Circ) Torch | 40                 | 9         | 480     |
| 5         | <del>Bed</del> |                               |                         | Tbl Flr Ceil Wall    | Quad Spiral (Circ) Torch |                    | 9         | 600     |
| 6         | Bed            | 66                            | 13                      | (Tb) Flr (Ceil) Wall | Quad Spiral (Circ) Torch | 60                 | 13        | 890     |
| 7         | Bed            | 66                            | 13                      | (Tb) Flr (Ceil) Wall | Quad Spiral (Circ) Torch | 60                 | 13        | 900     |
| 8         |                |                               |                         | Tbl Flr Ceil Wall    | Quad Spiral (Circ) Torch |                    | 18        | 1100    |
| 9         |                |                               |                         | Tbl Flr Ceil Wall    | Quad Spiral (Circ) Torch | 75                 |           | 1220    |
| 10        |                |                               |                         | Tbl Flr Ceil Wall    | Quad Spiral (Circ) Torch | 100                |           | 1750    |
| Comments: |                |                               |                         |                      |                          |                    | 26        | 1800    |

## Water Assessment and Replacement

|              |              |
|--------------|--------------|
| Aerators ?   |              |
| Showerheads? | Shower heads |
|              | Aerators     |

# BASELOAD MEASURES

## Refrigerator Assessment and Replacement

| Brand Name   | Model # | Type  | Total Cu Ft | Door Hinge  | Dimension                                  | *Narrowest Sized Door | Metering kWh  |
|--|---------|---|-------------|---|--|-----------------------|---|
|  |         | Side by Side<br>Top Freezer<br>Bottom Freezer |             | Left<br>Right   | Width _____<br>Depth _____<br>Height _____ | _____ inches          | kWh _____<br>Duration _____ min<br>Peak Watts _____ |
| Other Refrigerators and Freezers   |         |   |             | kWh X 8760 X 1.08 = _____ kWh per year  |  |                       |   |
| Refrigerators _____ Freezers _____   |         |   |             | Duration/60   |  |                       |   |
| Is homeowner willing to Discontinue Use if Install Larger Refrigerator / Freezer Combination? YES NO |         |   |             | *What is the Narrowest Sized Door Opening that must pass thru to install Refrigerator |  |                       |   |
| Comments:  |         |   |             |   |  |                       |   |

## Lighting Assessment and Replacement

|           | Room           | Existing Incandescent Wattage | Replacement CFL Wattage | Type Fixture         | Type Bulb Needed         | Incandescent Watts | CFL Watts | Lumen s |
|-----------|----------------|-------------------------------|-------------------------|----------------------|--------------------------|--------------------|-----------|---------|
| 1         | Living         | 60                            | 13                      | (Tb) Flr (Ceil) Wall | Quad Spiral (Circ) Torch | 25                 | 9         | 232     |
| 2         | Kit            | 60                            | 13                      | Tbl Flr (Ceil) Wall  | Quad Spiral (Circ) Torch | 25                 | 9         | 250     |
| 3         | Porch          | 60                            | 13                      | Tbl Flr (Ceil) Wall  | Quad Spiral (Circ) Torch | 25                 | 9         | 400     |
| 4         | Bath           | 60                            | 13                      | Tbl Flr (Ceil) Wall  | Quad Spiral (Circ) Torch | 40                 | 9         | 480     |
| 5         | <del>Bed</del> |                               |                         | Tbl Flr Ceil Wall    | Quad Spiral (Circ) Torch |                    | 9         | 600     |
| 6         | Bed            | 60                            | 13                      | (Tb) Flr (Ceil) Wall | Quad Spiral (Circ) Torch | 60                 | 13        | 890     |
| 7         | Bed            | 60                            | 13                      | (Tb) Flr (Ceil) Wall | Quad Spiral (Circ) Torch | 60                 | 13        | 900     |
| 8         |                |                               |                         | Tbl Flr Ceil Wall    | Quad Spiral (Circ) Torch |                    | 18        | 1100    |
| 9         |                |                               |                         | Tbl Flr Ceil Wall    | Quad Spiral (Circ) Torch | 75                 |           | 1220    |
| 10        |                |                               |                         | Tbl Flr Ceil Wall    | Quad Spiral (Circ) Torch | 100                |           | 1750    |
| Comments: |                |                               |                         |                      |                          |                    | 26        | 1800    |

## Water Assessment and Replacement

|              |              |
|--------------|--------------|
| Aerators ?   |              |
| Showerheads? | Shower Heads |
|              | Aerators     |

# North Carolina Weatherization Assistance Program

[Agency]

## On Site Final Inspection

Job Number: [REDACTED]

Job #: W006-08

Client's Name: [REDACTED]

Client's Address: [REDACTED]

Inspector: [REDACTED]

Date: 10-21

Inspections: [  Visual ] [  IR Camera ] [  \_\_\_\_\_ ]

| Air Sealing                                     | Inspector Comments                | Pass | Fail | N/A |
|---|-----------------------------------|------|------|-----|
| All previously noted bypasses sealed.           |                                   | ✓    |      |     |
| Attic sealed before insulation placement        | open boxes sealed                 | ✓    |      |     |
| Floor sealed before insulation placement        | sealed at tub + around foundation | ✓    |      |     |
| Chimney, plumbing, and electrical chases sealed | electrical sealed in attic        | ✓    |      |     |
| Other sealing instructions:                     | major sealing at back door        | ✓    |      |     |

| Insulation  | Inspectors Comments | Pass         | Fail | N/A |
|---|---------------------|--------------|------|-----|
| Attic R-30 <u>R-38</u>                                  | R38                 | ✓            |      |     |
| Chimney properly blocked from insulation                |                     | <del>✓</del> |      | ✓   |
| Attic dam built and attic cover has attached insulation | blue board          | ✓            |      |     |
| MSDS Sheets, Dept Markers                               | markers at hatch    | ✓            |      |     |
| Sidewalls   | R13                 | ✓            |      |     |
| Floors  | R-19                | ✓            |      |     |
| Other insulation instructions:                          |                     |              |      |     |
| Clean-up  |                     | ✓            |      |     |

| Heating System                             | Inspectors Comments | Pass | Fail | N/A |
|--|---------------------|------|------|-----|
| Duct sealing, all return & supply @ plenum |                     | ✓    |      |     |
| Duct Work in Unconditioned Space Insulated |                     | ✓    |      |     |
| Filter present in filter rack              |                     | ✓    |      |     |
| Filter rack w/cover, hinged                |                     | ✓    |      |     |
| Extra filters, 6 extra filters             |                     | ✓    |      |     |
| Observe Operation of unit                  |                     | ✓    |      |     |
| Replaced Equipment Removed                 |                     |      |      | ✓   |
| Other heating system instructions:         |                     |      |      | ✓   |

| General Heat Waste         | Inspectors Comments | Pass | Fail | N/A |
|----------------------------|---------------------|------|------|-----|
| Water Heater Tank Wrap     | <i>wrapped</i>      | /    |      |     |
| Pipe Insulation            |                     | /    |      | /   |
| Lighting, CFLs installed # |                     | /    |      |     |
| Low Flow Showerheads       |                     | /    |      |     |
| Aerators                   |                     | /    |      |     |
|                            |                     |      |      |     |
|                            |                     |      |      |     |

| Health & Safety                      | Inspectors Comments | Pass | Fail | N/A |
|--------------------------------------|---------------------|------|------|-----|
| Vent exhaust fans to exterior(Attic) |                     | /    |      |     |
| Exhaust Fan Operation                |                     | /    |      |     |
| CO Detectors #                       | <i>1</i>            | /    |      |     |
| Smoke Alarms #                       | <i>2</i>            | /    |      |     |
| Gas Leaks                            | <i>1 is Combo</i>   | /    |      | /   |
|                                      |                     |      |      |     |
|                                      |                     |      |      |     |

| Incidental Repairs | Inspectors Comments | Pass | Fail | N/A |
|--------------------|---------------------|------|------|-----|
|                    | <i>Window Seal</i>  | /    |      |     |
|                    | <i>Glass Two</i>    | /    |      |     |
|                    | <i>Sheet Rock</i>   | /    |      |     |

| Client Education         | Inspectors Comments | Pass | Fail | N/A |
|--------------------------|---------------------|------|------|-----|
| Operating instructions   |                     | /    |      |     |
| Brochures                |                     | /    |      |     |
| Filter education         |                     | /    |      |     |
| Maintenance instructions |                     | /    |      |     |
| Thermostat Operation     |                     | /    |      |     |


| General Heat Waste         | Inspectors Comments | Pass | Fail | N/A |
|----------------------------|---------------------|------|------|-----|
| Water Heater Tank Wrap     | <i>wrapped</i>      | /    |      |     |
| Pipe Insulation            |                     | /    |      | ✓   |
| Lighting, CFLs installed # |                     | /    |      |     |
| Low Flow Showerheads       |                     | /    |      |     |
| Aerators                   |                     | /    |      |     |
|                            |                     |      |      |     |
|                            |                     |      |      |     |

| Health & Safety                      | Inspectors Comments | Pass | Fail | N/A |
|--------------------------------------|---------------------|------|------|-----|
| Vent exhaust fans to exterior(Attic) |                     | /    |      |     |
| Exhaust Fan Operation                |                     | /    |      |     |
| CO Detectors #                       | <i>1</i>            | /    |      |     |
| Smoke Alarms #                       | <i>2 1 is Combo</i> | /    |      |     |
| Gas Leaks                            |                     | /    |      | ✓   |
|                                      |                     |      |      |     |
|                                      |                     |      |      |     |

| Incidental Repairs | Inspectors Comments | Pass | Fail | N/A |
|--------------------|---------------------|------|------|-----|
|                    | <i>Window Seal</i>  | /    |      |     |
|                    | <i>Glass Two</i>    | /    |      |     |
|                    | <i>Sheet Rock</i>   | /    |      |     |

| Client Education         | Inspectors Comments | Pass | Fail | N/A |
|--------------------------|---------------------|------|------|-----|
| Operating instructions   |                     | /    |      |     |
| Brochures                |                     | /    |      |     |
| Filter education         |                     | /    |      |     |
| Maintenance instructions |                     | /    |      |     |
| Thermostat Operation     |                     | /    |      |     |

**North Carolina Weatherization Assistance Program  
Energy Education Certification**

|                            |   |
|----------------------------|---|
| Job Number: <u>W006-0A</u> | Program Participant Name:  |
| Date:                      |   |

I certify that the above named program participant has received energy education. During my educational visit I explained the following information and reviewed the energy saving tips listed below.

  
\_\_\_\_\_  
Energy Educator Signature

I certify that the Energy Educator has reviewed the following topics with me.

  
\_\_\_\_\_  
Program Participant

**BASIC ENERGY INFORMATION REVIEWED WITH EACH PROGRAM PARTICIPANT**

- Home Energy Use
- Average Monthly Appliance Costs
- Heating and Cooling Tips
- Cooking Tips
- Refrigerator/Freezer Tips
- Lighting Tips
- Carbon Monoxide
- Smoke Alarms
- Lead-Based Paint
- Mold and Mildew

**WEATHERIZATION MEASURES TO BE COMPLETED**

- Safety check/clean/tune of heating systems and appliances
- Replace heating system
- Duct sealing
- General air sealing
- Insulation of attic/ceiling
- Insulation of sidewalls
- Insulation of floor/bellyboard
- Smart Thermostat
- Hot water tank insulation
- Hot water pipe insulation
- Lighting - Compact Florescent Bulb(s)
- Low flow shower head
- Furnace filters

North Carolina Weatherization Assistance Program  
Dwelling Inspection: Mold and Moisture Checklist,  
Notification and Disclaimer Form

Subgrantee Name Cabarrus WX

Inspector/Auditor Darryl Corbett Date of Inspection 8-4-09

Applicant Name [REDACTED]

Address [REDACTED]

Respond Yes, No or N/A to each question below after conducting required Home Assessment. Provide explanations if necessary.

Are the air filters clean?

Is there any sign of water damage?

Are there any unique or objectionable odors (mold/mildew)?

Is there any blockage/obstruction to the supply or exhaust vents?

Do the bathrooms lack exhaust fans?

Are there any signs of mold or mildew growth?  
specific areas and extent of growth.

If yes, identify the

[REDACTED]

Do the combustion appliances lack flues?

[REDACTED]

Do any drains lack traps?

**N.C. Mold Checklist and Notification Form**  
**Page 2**

***Notification of the Presence of Mold***

Our inspection resulted in the determination that mold \_\_\_\_\_ is present \_\_\_\_\_ is not present at the dwelling listed above. Please be herein informed that the weatherization services to be performed on your home will not mitigate or accelerate mold problems that are present. If you or your family members feel that you have experienced health problems because of mold exposure, you should see your doctor, for diagnosis, recommendations, and possible medication and to determine the appropriate action to take. Precise diagnosis of mold-induced illness can be complicated and may require a variety of medical specialists.

***Acknowledgement of Mold Presence***

I acknowledge that I have been informed that my home has mold present. I further acknowledge that I have been informed that the Weatherization Assistance Program is not responsible for removing or correcting the problems causing the mold and that there are health risks associated with mold if not removed. I further acknowledge that the weatherization services to be performed will not eliminate the problem nor is expected to promote new growth of the mold

\_\_\_\_\_  
Printed name of recipient

\_\_\_\_\_  
Date

\_\_\_\_\_  
Signature of recipient

***Acknowledgement of Receipt of Pamphlet***

I have received a copy of the pamphlet, *A Brief Guide to Mold, Moisture, and Your Home*, informing me of the potential risks, clean-up and prevention of mold problems in my dwelling unit. I received this pamphlet before the work began.

\_\_\_\_\_  
Printed name of recipient

\_\_\_\_\_  
Date

\_\_\_\_\_  
Signature of recipient

\_\_\_\_\_  
Signature of subgrantee staff person certifying mold pamphlet delivery

**N.C. Mold Checklist and Notification Form**

**Page 2**

***Notification of the Presence of Mold***

Our inspection resulted in the determination that mold \_\_\_\_\_ is present \_\_\_\_\_ is not present at the dwelling listed above. Please be herein informed that the weatherization services to be performed on your home will not mitigate or accelerate mold problems that are present. If you or your family members feel that you have experienced health problems because of mold exposure, you should see your doctor, for diagnosis, recommendations, and possible medication and to determine the appropriate action to take. Precise diagnosis of mold-induced illness can be complicated and may require a variety of medical specialists.

***Acknowledgement of Mold Presence***

I acknowledge that I have been informed that my home has mold present. I further acknowledge that I have been informed that the Weatherization Assistance Program is not responsible for removing or correcting the problems causing the mold and that there are health risks associated with mold if not removed. I further acknowledge that the weatherization services to be performed will not eliminate the problem nor is expected to promote new growth of the mold

\_\_\_\_\_  
Printed name of recipient

\_\_\_\_\_  
Date

\_\_\_\_\_  
Signature of recipient

***Acknowledgement of Receipt of Pamphlet***

I have received a copy of the pamphlet, *A Brief Guide to Mold, Moisture, and Your Home*, informing me of the potential risks, clean-up and prevention of mold problems in my dwelling unit. I received this pamphlet before the work began.

\_\_\_\_\_  
Printed name of recipient

\_\_\_\_\_  
Date

\_\_\_\_\_  
Signature of recipient

\_\_\_\_\_  
Signature of subgrantee staff person certifying mold pamphlet delivery


N.C. Department of Health and Human Services  
Office of Economic Opportunity  
Weatherization Assistance Program

**Confirmation of Receipt of Lead Pamphlet**

I have received a copy of the pamphlet, "Protect Your Family From Lead In Your Home", informing me of the potential risk of lead hazard exposure. I have been made aware that my house may have lead hazards, and that the Weatherization Assistance Program measures installed on my home will be done in accordance with the North Carolina Lead Safe Weatherization policy.

  
\_\_\_\_\_  
Printed Name of Applicant

  
\_\_\_\_\_  
Date

  
\_\_\_\_\_  
Signature of Applicant

North Carolina Weatherization Assistance Program  
 [Agency Name]  
**Crew Work Order**

|  |                              |
|--|------------------------------|
| Job Number: [REDACTED]                 | Date Assigned: [REDACTED]    |
| Client's Name: [REDACTED]              | Client's Address: [REDACTED] |
| Target Date for Completion: [REDACTED] |                              |

**Air Sealing**

**Materials**

| Work to be Performed      | Item      | Qty. | Unit Cost               | Total Cost |
|---------------------------|-----------|------|-------------------------|------------|
| Chimney                   | FOAM GAPS | 1    |                         | 482        |
| Air Sealing ATTIC         |           | 10   | 138                     | 828        |
| Air Floor at Bathroom     |           |      |                         |            |
| Air Sealing Thought House |           |      |                         |            |
| Repair ATTIC Hatch        |           |      |                         |            |
| Crawl space doors         |           |      |                         |            |
| Installed Vapor Barrier   |           |      |                         |            |
| Comments:                 |           |      | Estimated Labor Hours:  | XXX        |
|                           |           |      | Air Sealing Total Cost: |            |

**Insulation**

**Materials**

| Work to be Performed        | Item | Qty. | Unit Cost              | Total Cost |
|-----------------------------|------|------|------------------------|------------|
| Attic                       |      | 40   | 869                    | 34760      |
| R38                         |      |      |                        |            |
| Side Walls                  | Cell | 14   | 13610                  |            |
|                             |      |      |                        |            |
| Floors                      |      | 6    | 5942                   | 35652      |
| R19                         |      | 1    | 5730                   | 5730       |
| 6 mil Plaster Vapor Barrier |      | 10   | 1093                   | 10930      |
| Insulation Support          |      |      |                        |            |
| Comments:                   |      |      | Estimated Labor Hours: | XXX        |
|                             |      |      | Insulation Total Cost: |            |

**Seal & Insulate Ducts**

**Materials**

| Work to be Performed | Item   | Qty. | Unit Cost                    | Total Cost |
|----------------------|--------|------|------------------------------|------------|
| Seal Ducts At Floor  | Seal P | 1    |                              | 1204       |
|                      |        |      |                              |            |
| Comments: Badg's     |        |      | Estimated Labor Hours:       |            |
|                      |        |      | Seal & Insulate Ducts Total: |            |

Job Number:

Client Address:

**General Heat Waste**

**Materials**

| Work to be Performed   | Item            | Qty.                           | Unit Cost | Total Cost |
|------------------------|-----------------|--------------------------------|-----------|------------|
| Water Heater Tank Wrap | INSULATION WRAP | 1                              |           | 16.98      |
| Low Flow Showerheads   | SHOWER HEADS    | 1                              |           | 34.98      |
| Pipe Insulation        | PIPE INS        | 2                              | 133       | 266        |
| Other:                 | CLAMP           | 2                              | 1.19      | 238        |
| Other:                 |                 | 2                              | 18.92     | 37.84      |
| Comments:              |                 | Estimated Labor Hours:         |           | XXX        |
|                        |                 | General Heat Waste Total Cost: |           |            |

**Health & Safety**

**Materials**

| Work to be Performed    | Item          | Qty.                        | Unit Cost | Total Cost |
|-------------------------|---------------|-----------------------------|-----------|------------|
| Smoke C/O               | -             | 1                           |           | 36.97      |
| DRY VENT                | DRY DOCT VENT | 1                           |           | 2.97       |
| DRY VENT <del>DRY</del> | VENT          | 1                           |           | 592        |
| Comments:               |               | Estimated Labor Hours:      |           | XXX        |
|                         |               | Health & Safety Total Cost: |           |            |

**Incidental Repairs**

**Materials**

| Work to be Performed      | Item | Qty.                           | Unit Cost | Total Cost |
|---------------------------|------|--------------------------------|-----------|------------|
| Window Glass              |      | 2                              | 720       | 1440       |
| Windows Seal Gads & Locks |      | 10                             | 298       | 2980       |
| Clank Sheet Rock          |      |                                |           | 1868       |
| Comments:                 |      | Estimated Labor Hours:         |           | XXX        |
| Repair window seal        |      | Incidental Repairs Total Cost: |           |            |

**Total Work Order Cost:**

Job Number:

Client Address:

**General Heat Waste**

**Materials**

| Work to be Performed   | Item            | Qty.                           | Unit Cost | Total Cost |
|------------------------|-----------------|--------------------------------|-----------|------------|
| Water Heater Tank Wrap | INSULATION WRAP | 1                              |           | 16.98      |
| Low Flow Showerheads   | SHOWER HEADS    | 1                              |           | 34.78      |
| Pipe Insulation        | PIPE INS        | 2                              | 1.33      | 2.66       |
| Other:                 | CLAMP           | 2                              | 1.19      | 2.38       |
| Other:                 |                 | 2                              | 18.92     | 37.84      |
| Comments:              |                 | Estimated Labor Hours:         |           | XXX        |
|                        |                 | General Heat Waste Total Cost: |           |            |

**Health & Safety**

**Materials**

| Work to be Performed    | Item          | Qty.                        | Unit Cost | Total Cost |
|-------------------------|---------------|-----------------------------|-----------|------------|
| Smoke C/O               | -             | 1                           |           | 36.97      |
| DRY RENT                | Dry Doct Vent | 1                           |           | 2.97       |
| DRY RENT <del>DRY</del> | VENT          | 1                           |           | 5.92       |
| Comments:               |               | Estimated Labor Hours:      |           | XXX        |
|                         |               | Health & Safety Total Cost: |           |            |

**Incidental Repairs**

**Materials**

| Work to be Performed      | Item | Qty.                           | Unit Cost | Total Cost |
|---------------------------|------|--------------------------------|-----------|------------|
| Window Glass              |      | 2                              | 720       | 1440       |
| windows seal pads & locks |      | 10                             | 298       | 2980       |
| Clank Sheet Rock          |      |                                |           | 1868       |
| Comments:                 |      | Estimated Labor Hours:         |           | XXX        |
| Repair window seal        |      | Incidental Repairs Total Cost: |           |            |

**Total Work Order Cost:**

## FY 2008-09 N.C. Weatherization/HARRP Pre-Assessment Questionnaire

|                               |                                     |        |                        |
|-------------------------------|-------------------------------------|--------|------------------------|
| Agency Name:                  | Cabarrus County Commerce Department | Date:  | 10/6/08                |
| Completed by:                 | Kelly Sifford                       | Title: | CD Manager             |
| Completed by:                 | Mike Byrd                           | Title: | Planner/WX Coordinator |
| Completed by:                 |                                     | Title: |                        |
| Email address of Coordinator: | mlbyrd@cabarruscounty.us            |        |                        |

### AR4CA Reporting

1. Who is responsible for inputting information into AR4CA? Linda Cruse-Administrative Assistant
2. How is data checked for completeness and accuracy? Report is printed and reviewed prior to monthly closeout.
3. How many AR4CA change requests were requested in the last fiscal year? 2 What steps were taken to prevent reoccurrence(s)? Both were the result of monitoring that forced revisits to the site.
4. How does your agency come up with its cost per man hour for auditor/crew work in the Measures section? Our finance department provides a formula annually that is based on the WX Mechanics hourly wages and benefits.
5. With the exception of fee for service work, are hours spent on each measure recorded in AR4CA? yes
6. Are "Other Incidental Repairs Measures" and "Other Health & Safety Measures" identified in the comments section of AR4CA? yes

### Outreach and Advertising

1. What is your agency doing to reach Spanish speaking populations in your service area? Commerce has staff that speak Spanish. The Cabarrus County Outreach & Communications Department is working on an outreach program currently.
2. What materials (flyers, brochures, commercials, ect.) have you agency created to advertise Weatherization? Cabarrus County has created a general energy efficiency pamphlet and one that describes all housing rehabilitation programs that are available.

### Initial Audit/Inspection

1. Identify the staff position(s) and individual(s) that perform the initial audit? Donnie Corbett and Dana Simpson-WX Mechanics
2. How many blower doors does the agency own? 2 Number owned by the agency subcontractor(s)? n/a
3. Identify the staff members and subcontractors who have not received Whole House WX training? Kelly Sifford and Linda Cruse.
4. Are agency owned and subcontractor owned manometers recalibrated in accordance with industry standards? Provide the date(s) of latest recalibration. In process currently ( October)
5. Who performs combustion analysis for your agency? HVAC Contractor Identify equipment used by make and model. Not our equipment.
6. When were the sensors in your combustion analysis equipment changed? Sent off this week.

7. Who performs the initial combustion and safety tests of the heating and air systems for the agency? (Not the HVAC contractor used for ECT)? N/a
8. Who performs the post inspection of the heating and air systems following ECT's, repairs/replacements done by the HVAC contractors? Mike Byrd –WX Coordinator
9. In the past 12 months, has your agency installed any jump over ducts, door undercuts, or pass through vents to provide pressure relief to rooms that were greater than +/- 3 pa during the pressure in individual rooms test? No

### Health and Safety

1. Does the agency notify eligible applicants in writing when health and safety conditions exist that prohibit weatherization or HARRP work being performed? Yes
2. Have all field staff and subcontractors and their staff completed lead safe weatherization training? yes
3. Are lead safe weatherization work practices performed on all pre-1978 site built dwellings? yes How many site built houses weatherized this year have been pre-1978? 6
4. Are lead safe weatherization set-ups being photographed and kept in clients' files? No
5. Summarize the lead safety work practices used by your agency. Use proper protection, cover adjacent area, dispose of all contaminated material and heap approved vacuum.
6. List the Personal Protective Equipment available for use by crewmembers when performing lead safe weatherization work? Respirators, dust masks, coveralls and goggles.
7. Do all field staff members and subcontractor staff have First Aid/CPR certifications available for inspection? yes , Cabarrus county has program required for all county employees. If no, what plans do you have to ensure all staff will be certified by the end of the fiscal year?
8. Do you have material safety data sheets (MSDS) on every product used for Weatherization and readily available? yes
9. Are Monthly Health and Safety meeting held? No Please have copies of minutes available for review during the monitoring visit.
10. Is the required OSHA/NCDOL safety equipment furnished for each vehicle and available on the job site (e.g., fire extinguishers, fall restraints, first aid kits, etc.)? yes
11. Are carbon monoxide detectors and smoke alarms installed in every dwelling weatherized or that receives HARRP services if not already present and operational? yes

### Measures Installation

1. Are reasons for not installing NC Priority List of Measures on the priority list for single family homes documented in the client files when not performed? yes
2. Are reasons for not installing measures on the Mobile Home Priority List documented in the client files when not performed? yes
3. Are crews/contractors given a copy of the completed Home Energy Assessment Checklist to review while weatherizing the home? yes
4. Are refrigerators older than 10 years of age being evaluated for replacement? yes
5. What is the brand and model of the watts meter owned by your agency for metering refrigerators? Electronic 4-1850 WX
6. What is the type of insulation machine does your crew or contractor use? Force 1 What size generator? N/a
7. How often is pressure produced from the machine checked? N/a
8. Who prepares the weatherization work orders? WX Mechanics/WX Coordinator

9. Do agency work orders include the amount of materials to be installed for each measure and an estimated cost of installation including the number of labor or man-hours? yes  
Does your agency use the AR4CA or OEO provided work order? yes If not, why?
10. Describe your agency's work order change process. WX crew calls in if there are change orders to obtain permission to proceed.
11. Do materials utilized meet 10CFR440 Appendix A standards? yes  
What items, if any, are used that do not meet the standard?
12. Does the subcontractor billing statements/invoices provide sufficient information to track actual services by installed measures (e.g., Cellulose Attic Insulation from R-11 to R-30 to cover XXX sq. ft.)? n/a  
For crew-based agencies, do crew work orders provide similar detail? yes
13. Does subcontract billing for HARRP services identify the make and model number of any heating and cooling equipment installed? Yes Does the invoice separate equipment costs from labor costs? yes
14. Who performs load calculations for central heating/cooling HARRP replacements? HVAC contractor Is a copy of the load calculation retained in the file? no
15. Is warranty information provided to clients when heating/cooling equipment is installed? yes
16. Are incidental repair costs clearly identified in the client file? yes
17. During this fiscal year, did any incidental repair costs exceed \$444.90 for labor and materials on any job? no
18. Identify the position(s) and names of person(s) responsible for completing final inspection of weatherization units at your agency. Mike Byrd- WX Coordinator
19. Does your agency maintain a fair market price list to ensure that weatherization materials cost charged are fair and equitable? No. How often is your fair market price list updated?  
**Attach** a copy of your current fair market price list to your assigned program analyst.
20. What items, if any, are bought from whole sale distributors? Plugs for insulation If you use contractors to complete weatherization, do they buy from whole sale distributors? n/a
21. Describe your process for ensuring that HVAC contract costs are competitive for HARRP services. Annual check of competitor's prices that are interested in the program work.
22. Identify the position and title of the person(s) responsible for providing client energy education.  
Mike Byrd -WX Coordinator and WX Mechanics- Donnie Corbett and Dana Simpson
23. Is the OEO Client Education package being used to provide energy education? yes  
Is the N.C. Energy Education Certification utilized to document the energy education provided? yes
24. Does your agency document work performed on each home by utilizing pre and post photographs? Yes Are those photographs readily available for each file? yes
25. Is the Southeast Field Guide being used as a technical reference and to guide weatherization work? yes

**Administration/Financial**

1. What method does the agency use to ensure houses, especially those weatherized between September 30, 1993 and July 1, 2006, are not re-weatherized? We have an in house data base that records all services provided to the homes that has been in existence for many years.
2. Do agency staff that performs duties across several programs maintain time sheets that are used to cost allocate salary costs in an equitable manner? yes
3. Are any weatherization personnel paid by OEO funds to perform duties in other programs that do not participate in salary costs? no If yes, provide:

| WX Staff | Program Name | % of duties outside WX | Explanation |
|----------|--------------|------------------------|-------------|
|          |              |                        |             |
|          |              |                        |             |
|          |              |                        |             |

4. What is the date of your agency's most recent fiscal audit? 06/30/07- working on 6/30/08
5. Did the agency's audit report indicate findings on compliance and internal control structure? no
6. Does the audit report indicate that the agency is low-risk? yes
7. Does the segregation of duties among employees substantiate an adequate system of internal control? yes

|   |
|---|
| 8. Are bank reconciliations, tax reports and other financial reports completed in a timely manner? yes  |
| 9. Does a policy exist that documents the rationale used to allocate expenses among grants or contracts? yes  |
| 10. Do accounting procedures adequately maintain separate records of the receipts and expenditures related to each grant or award? yes  |
| 11. Are sales and use tax records maintained and a claim for refunds filed for eligible purchases semi-annually?<br>Yes- annually   |
| 12. Are fixed asset and depreciation records maintained? yes  |
| 13. Are all disbursements made by check? yes If no, explain.  |
| 14. Does the governing board authorize all bank accounts and check signers? yes   |
| 15. What is the date of your agency's most recent final indirect cost rate agreement? 06/30/07 Don't use indirect costs.<br>What federal agency serves as your cognizant for indirect cost rate purposes? OMB |
| 16. Has the final rate agreement been provided to OEO? yes  |
| 17. Describe your agency's process for reconciling expenses between program and fiscal staff. Fiscal staff reconciles monthly report to general ledger.   |
| 18. How frequently does this process occur? Quarterly   |
| 19. Who completes the agency's monthly Weatherization and HARRP financial reports (position and name)? Kelly Sifford- Community Development Manager   |
| 20. Are vendor invoices maintained to support all contract expenditures? yes  |
| 21. Provide the name and title of the position and individual authorized to sign purchase orders. Sherri Barnhardt – Purchasing agent   |
| 22. Has the official procurement procedures for your agency been updated since April 1, 2007? No  |
| 23. Who is authorized to solicit bids and price comparisons? Kelly Sifford, Mike Byrd, Linda Cruse, Donnie Corbett, and Dana Simpson.   |
| 24. Who is authorized to select vendors? Kelly Sifford, Mike Byrd, Linda Cruse, Donnie Corbett, and Dana Simpson.   |
| 25. Who reconciles purchase orders with invoices? Sherri Barnhardt  |
| 26. Who verifies the receipt of materials and supplies? WX Mechanics – Donnie Corbett and Dana Simpson  |
| 27. Who signs checks? Pam Dubois and Jay White How many signatures are required? 2  |
| 28. Has there been a change in the primary Weatherization subcontractor during the past year? n/a   |

**Tools, Equipment, Materials & Vehicles**

| 1. Does your agency have the tools and equipment available to conduct initial audits of dwellings and mechanical inspections (page A-2 of Southeast Weatherization Guide)? yes   |              |              |                   |                   |                 |                |       |        |           |                  |                      |       |         |      |          |  |  |  |  |  |
|--|--------------|--------------|-------------------|-------------------|-----------------|----------------|-------|--------|-----------|------------------|----------------------|-------|---------|------|----------|--|--|--|--|--|
| 2. Does your agency have the tools and equipment available to complete air sealing and whole house weatherization measures (page A-1 of Southeast Weatherization Guide)? yes   |              |              |                   |                   |                 |                |       |        |           |                  |                      |       |         |      |          |  |  |  |  |  |
| 3. Does your agency have available and utilize weatherization materials and supplies to perform whole house weatherization measures (page A-3 of Southeast Weatherization Guide)? yes  |              |              |                   |                   |                 |                |       |        |           |                  |                      |       |         |      |          |  |  |  |  |  |
| 4. Describe the number and type of vehicles used in the weatherization program (e.g., pickup truck, van, box truck, automobile, trailer, etc.). Indicate whether the vehicle is owned or leased.   |              |              |                   |                   |                 |                |       |        |           |                  |                      |       |         |      |          |  |  |  |  |  |
| <table border="1"> <thead> <tr> <th>Vehicle Type</th> <th>Owned/Leased</th> <th>Mileage</th> <th>Running Condition</th> <th>Repair Expenses</th> </tr> </thead> <tbody> <tr> <td>LCF Ford Truck</td> <td>Owned</td> <td>12,600</td> <td>Excellent</td> <td>Maintenance only</td> </tr> <tr> <td>Ford Crown Victorian</td> <td>Owned</td> <td>125,000</td> <td>Poor</td> <td>moderate</td> </tr> <tr> <td></td> <td></td> <td></td> <td></td> <td></td> </tr> </tbody> </table> | Vehicle Type | Owned/Leased | Mileage           | Running Condition | Repair Expenses | LCF Ford Truck | Owned | 12,600 | Excellent | Maintenance only | Ford Crown Victorian | Owned | 125,000 | Poor | moderate |  |  |  |  |  |
| Vehicle Type   | Owned/Leased | Mileage      | Running Condition | Repair Expenses   |                 |                |       |        |           |                  |                      |       |         |      |          |  |  |  |  |  |
| LCF Ford Truck   | Owned        | 12,600       | Excellent         | Maintenance only  |                 |                |       |        |           |                  |                      |       |         |      |          |  |  |  |  |  |
| Ford Crown Victorian   | Owned        | 125,000      | Poor              | moderate          |                 |                |       |        |           |                  |                      |       |         |      |          |  |  |  |  |  |
|  |              |              |                   |                   |                 |                |       |        |           |                  |                      |       |         |      |          |  |  |  |  |  |
| 5. Are purchases over \$500 placed on the agency's equipment inventory? yes  |              |              |                   |                   |                 |                |       |        |           |                  |                      |       |         |      |          |  |  |  |  |  |
| 6. In the past 12 months, have any items on the equipment inventory been stolen, lost, is no longer functioning? (If yes, please name item and give brief description of events) yes- camera- just quit working. It is being replaced.   |              |              |                   |                   |                 |                |       |        |           |                  |                      |       |         |      |          |  |  |  |  |  |

|  |
|--|
| 7. Is equipment inventory insured for cash value or for replacement value coverage? Equipment is replacement value and vehicles are cash value   |
| 8. How frequently is weatherization inventory taken? annually<br>What was the last date the weatherization inventory was taken? January 19, 2008 |
| 9. <b>Attach</b> a copy of the latest weatherization program equipment inventory to your agency's program analyst. Please use the form provided. |

**Attachments that must be submitted along with Pre-assessment:**

- Current Fair Market Price List
- Equipment Inventory



| Job Number | Name       | Program | Job Start Date | Closure Date | Measure  | Work Perf. By | Contractor      | Hours | Hourly Cost | Cost   | Job Cost |
|------------|------------|---------|----------------|--------------|--|---------------|-----------------|-------|-------------|--------|----------|
| W077-06    | [REDACTED] | WAP     | 6/5/2007       | 3/16/2009    | Other Health and Safety - Electrical Repair                      | Contract      | Central Systems | 0     | 0           | 85     | --       |
| W077-06    | [REDACTED] | WAP     | 6/5/2007       | 3/16/2009    | Air Sealing  | Crew          |                 | 5     | 12.09       | 60.45  | --       |
| W077-06    | [REDACTED] | WAP     | 6/5/2007       | 3/16/2009    | Compact Fluorescent Lights (CFL)                                 | Crew          |                 | 0.5   | 12.09       | 6.05   | --       |
| W077-06    | [REDACTED] | WAP     | 6/5/2007       | 3/16/2009    | Final Audit/Assessment   | Crew          |                 | 14    | 12.09       | 169.26 | --       |
| W077-06    | [REDACTED] | WAP     | 6/5/2007       | 3/16/2009    | General Heat Waste (Furnace Filter, Faucet Aerators, Etc.)       | Crew          |                 | 0.5   | 12.09       | 6.05   | --       |
| W077-06    | [REDACTED] | WAP     | 6/5/2007       | 3/16/2009    | Health & safety: CO/Smoke Detector(s), repairs, etc              | Crew          |                 | 0.5   | 12.09       | 6.05   | --       |
| W077-06    | [REDACTED] | WAP     | 6/5/2007       | 3/16/2009    | Incidental Repairs   | Crew          |                 | 3.5   | 12.09       | 42.32  | --       |
| W077-06    | [REDACTED] | WAP     | 6/5/2007       | 3/16/2009    | Initial Audit/Assessment   | Crew          |                 | 16    | 12.09       | 193.44 | --       |
| W077-06    | [REDACTED] | WAP     | 6/5/2007       | 3/16/2009    | Insulate Attic/Roof of Mobile Home                               | Crew          |                 | 13    | 12.09       | 157.17 | --       |
| W077-06    | [REDACTED] | WAP     | 6/5/2007       | 3/16/2009    | Insulate Walls   | Crew          |                 | 23    | 12.09       | 278.07 | --       |
| W077-06    | [REDACTED] | WAP     | 6/5/2007       | 3/16/2009    | Misc. measures - repairing/replacing windows/doors, crawl spaces | Crew          |                 | 2     | 12.09       | 24.18  | --       |
| W077-06    | [REDACTED] | WAP     | 6/5/2007       | 3/16/2009    | Other Health and Safety - Garbage Removal.                       | Crew          |                 | 4     | 12.09       | 48.36  | 1,076.40 |
| W002-07    | [REDACTED] | WAP     | 9/13/2007      | 1/30/2009    | Health and Safety - Evaluate, Clean and Tune Heating System      | Contract      | Central Systems | 0     | 0           | 70     | --       |
| W002-07    | [REDACTED] | WAP     | 9/13/2007      | 1/30/2009    | Air Sealing  | Crew          |                 | 6     | 19.29       | 115.74 | --       |
| W002-07    | [REDACTED] | WAP     | 9/13/2007      | 1/30/2009    | Compact Fluorescent Lights (CFL)                                 | Crew          |                 | 0.5   | 19.29       | 9.65   | --       |
| W002-07    | [REDACTED] | WAP     | 9/13/2007      | 1/30/2009    | Final Audit/Assessment   | Crew          |                 | 12    | 19.29       | 231.48 | --       |
| W002-07    | [REDACTED] | WAP     | 9/13/2007      | 1/30/2009    | General Heat Waste (Furnace Filter, Faucet Aerators, Etc.)       | Crew          |                 | 0.5   | 19.29       | 9.65   | --       |
| W002-07    | [REDACTED] | WAP     | 9/13/2007      | 1/30/2009    | Health & safety: CO/Smoke Detector(s), repairs, etc              | Crew          |                 | 0.5   | 19.29       | 9.65   | --       |
| W002-07    | [REDACTED] | WAP     | 9/13/2007      | 1/30/2009    | Initial Audit/Assessment   | Crew          |                 | 16    | 19.29       | 308.64 | --       |
| W002-07    | [REDACTED] | WAP     | 9/13/2007      | 1/30/2009    | Insulate Attic/Roof of Mobile Home                               | Crew          |                 | 8     | 19.29       | 154.32 | --       |
| W002-07    | [REDACTED] | WAP     | 9/13/2007      | 1/30/2009    | Insulate Walls   | Crew          |                 | 10    | 19.29       | 192.9  | --       |
| W002-07    | [REDACTED] | WAP     | 9/13/2007      | 1/30/2009    | Low Flow Showerhead  | Crew          |                 | 0.5   | 19.29       | 9.65   | --       |

|         |  |     |           |            |  |          |                         |      |       |        |          |
|---------|--|-----|-----------|------------|--|----------|-------------------------|------|-------|--------|----------|
| W002-07 |  | WAP | 9/13/2007 | 1/30/2009  | Other Health and Safety - Electrical Repair                      | Crew     |                         | 4    | 19.29 | 77.16  | --       |
| W002-07 |  | WAP | 9/13/2007 | 1/30/2009  | Other Health and Safety - Garbage Removal                        | Crew     |                         | 4    | 19.29 | 77.16  | --       |
| W002-07 |  | WAP | 9/13/2007 | 1/30/2009  | Other Health and safety - Install Vent/Exhaust                   | Crew     |                         | 3    | 19.29 | 57.87  | --       |
| W002-07 |  | WAP | 9/13/2007 | 1/30/2009  | Other Health and Safety - Minor Plumbing Repair                  | Crew     |                         | 9.5  | 19.29 | 183.26 | --       |
| W002-07 |  | WAP | 9/13/2007 | 1/30/2009  | Seal & Insulate ducts  | Crew     |                         | 6    | 19.29 | 115.74 | --       |
| W002-07 |  | WAP | 9/13/2007 | 1/30/2009  | Water Heater Tank Wrap   | Crew     |                         | 0.5  | 19.29 | 9.65   | --       |
| W002-07 |  | WAP | 9/13/2007 | 1/30/2009  | Other  | Contract | Central Systems         | 0    | 0     | 500    | 2,132.52 |
| W006-08 |  | WAP | 9/8/2008  | 11/30/2008 | Other Health and Safety - Electrical Repair                      | Contract | Homer Lee Clay Electric | 0    | 0     | 155    | --       |
| W006-08 |  | WAP | 9/8/2008  | 11/30/2008 | Air Sealing  | Crew     |                         | 11   | 19.67 | 216.37 | --       |
| W006-08 |  | WAP | 9/8/2008  | 11/30/2008 | Compact Fluorescent Lights (CFL)                                 | Crew     |                         | 0.5  | 19.67 | 9.84   | --       |
| W006-08 |  | WAP | 9/8/2008  | 11/30/2008 |  | Crew     |                         | 10.5 | 19.67 | 206.54 | --       |
| W006-08 |  | WAP | 9/8/2008  | 11/30/2008 | General Heat Waste (Furnace Filter, Faucet Aerators, Etc.)       | Crew     |                         | 0.5  | 19.67 | 9.84   | --       |
| W006-08 |  | WAP | 9/8/2008  | 11/30/2008 | Health & safety: CO/Smoke Detector(s), repairs, etc              | Crew     |                         | 0.5  | 19.67 | 9.84   | --       |
| W006-08 |  | WAP | 9/8/2008  | 11/30/2008 | Initial Audit/Assessment   | Crew     |                         | 16   | 19.67 | 314.72 | --       |
| W006-08 |  | WAP | 9/8/2008  | 11/30/2008 | Other Health and Safety - Install/Repair Vapor Barrier           | Crew     |                         | 3    | 19.67 | 59.01  | --       |
| W006-08 |  | WAP | 9/8/2008  | 11/30/2008 | Insulate Attic/Roof of Mobile Home                               | Crew     |                         | 9    | 19.67 | 177.03 | --       |
| W006-08 |  | WAP | 9/8/2008  | 11/30/2008 | Insulate Floor/Belly   | Crew     |                         | 8    | 19.67 | 157.36 | --       |
| W006-08 |  | WAP | 9/8/2008  | 11/30/2008 | Insulate Walls   | Crew     |                         | 20   | 19.67 | 393.4  | --       |
| W006-08 |  | WAP | 9/8/2008  | 11/30/2008 | Low Flow Showerhead  | Crew     |                         | 0.5  | 19.67 | 9.84   | --       |
| W006-08 |  | WAP | 9/8/2008  | 11/30/2008 | Misc. measures - repairing/replacing windows/doors, crawl spaces | Crew     |                         | 5    | 19.67 | 98.35  | --       |
| W006-08 |  | WAP | 9/8/2008  | 11/30/2008 | Other Health and Safety - Electrical Repair                      | Crew     |                         | 2    | 19.67 | 39.34  | --       |

|         |            |     |           |            |   |          |                         |     |       |        |          |
|---------|------------|-----|-----------|------------|---|----------|-------------------------|-----|-------|--------|----------|
| W006-08 | [REDACTED] | WAP | 9/8/2008  | 11/30/2008 | Other Health and Safety - Garbage Removal                   | Crew     |                         | 9   | 19.67 | 177.03 | --       |
| W006-08 | [REDACTED] | WAP | 9/8/2008  | 11/30/2008 | Seal & Insulate ducts                                       | Crew     |                         | 3   | 19.67 | 59.01  | --       |
| W006-08 | [REDACTED] | WAP | 9/8/2008  | 11/30/2008 | Water Heater Tank Wrap                                      | Crew     |                         | 0.5 | 19.67 | 9.84   | --       |
| W006-08 | [REDACTED] | WAP | 9/8/2008  | 11/30/2008 | Health and Safety - Evaluate, Clean and Tune Heating System | Contract | Central Systems         | 0   | 0     | 85     | --       |
| W006-08 | [REDACTED] | WAP | 9/8/2008  | 11/30/2008 | Other Health and safety - Install Vent/Exhaust              | Contract | Homer Lee Clay Electric | 0   | 0     | 245    | 2,432.36 |
| W005-08 | [REDACTED] | WAP | 9/25/2008 | 10/31/2008 | Air Sealing   | Crew     |                         | 1   | 19.23 | 19.23  | --       |
| W005-08 | [REDACTED] | WAP | 9/25/2008 | 10/31/2008 | Compact Fluorescent Lights (CFL)                            | Crew     |                         | 0.5 | 19.23 | 9.62   | --       |
| W005-08 | [REDACTED] | WAP | 9/25/2008 | 10/31/2008 | Final Audit/Assessment                                      | Crew     |                         | 14  | 19.23 | 269.22 | --       |
| W005-08 | [REDACTED] | WAP | 9/25/2008 | 10/31/2008 | General Heat Waste (Furnace Filter, Faucet Aerators, Etc.)  | Crew     |                         | 0.5 | 19.23 | 9.62   | --       |
| W005-08 | [REDACTED] | WAP | 9/25/2008 | 10/31/2008 | Health & safety: CO/Smoke Detector(s), repairs, etc         | Crew     |                         | 0.5 | 19.23 | 9.62   | --       |
| W005-08 | [REDACTED] | WAP | 9/25/2008 | 10/31/2008 | Incidental Repairs  | Crew     |                         | 1.5 | 19.23 | 28.85  | --       |
| W005-08 | [REDACTED] | WAP | 9/25/2008 | 10/31/2008 | Initial Audit/Assessment                                    | Crew     |                         | 17  | 19.23 | 326.91 | --       |
| W005-08 | [REDACTED] | WAP | 9/25/2008 | 10/31/2008 | Low Flow Showerhead   | Crew     |                         | 0.5 | 19.23 | 9.62   | --       |
| W005-08 | [REDACTED] | WAP | 9/25/2008 | 10/31/2008 | Other Health and Safety - Garbage Removal                   | Crew     |                         | 2.5 | 19.23 | 48.08  | --       |
| W005-08 | [REDACTED] | WAP | 9/25/2008 | 10/31/2008 | Seal & insulate ducts                                       | Crew     |                         | 1.5 | 19.23 | 28.85  | --       |
| W005-08 | [REDACTED] | WAP | 9/25/2008 | 10/31/2008 | Water Heater Tank Wrap                                      | Crew     |                         | 0.5 | 19.23 | 9.62   | 769.24   |
| W048-07 | [REDACTED] | WAP | 9/29/2008 | 12/29/2008 | Air Sealing   | Crew     |                         | 6.5 | 19.23 | 125    | --       |
| W048-07 | [REDACTED] | WAP | 9/29/2008 | 12/29/2008 | Compact Fluorescent Lights (CFL)                            | Crew     |                         | 0.5 | 19.23 | 9.62   | --       |
| W048-07 | [REDACTED] | WAP | 9/29/2008 | 12/29/2008 | Final Audit/Assessment                                      | Crew     |                         | 16  | 19.23 | 307.68 | --       |
| W048-07 | [REDACTED] | WAP | 9/29/2008 | 12/29/2008 | General Heat Waste (Furnace Filter, Faucet Aerators, Etc.)  | Crew     |                         | 0.5 | 19.23 | 9.62   | --       |
| W048-07 | [REDACTED] | WAP | 9/29/2008 | 12/29/2008 | Health & safety: CO/Smoke Detector(s), repairs, etc         | Crew     |                         | 0.5 | 19.23 | 9.62   | --       |
| W048-07 | [REDACTED] | WAP | 9/29/2008 | 12/29/2008 | Initial Audit/Assessment                                    | Crew     |                         | 18  | 19.23 | 346.14 | --       |
| W048-07 | [REDACTED] | WAP | 9/29/2008 | 12/29/2008 | Other Health and Safety - Install/Repair Vapor Barrier      | Crew     |                         | 6   | 19.23 | 115.38 | --       |

|         |  |     |            |            |            |   |          |                 |      |       |        |          |
|---------|--|-----|------------|------------|------------|---|----------|-----------------|------|-------|--------|----------|
| W048-07 |  | WAP | 9/29/2008  | 12/29/2008 | 12/29/2008 | Insulate Attic/Roof of Mobile Home                          | Crew     |                 | 20   | 19.23 | 384.6  | --       |
| W048-07 |  | WAP | 9/29/2008  | 12/29/2008 | 12/29/2008 | Low Flow Showerhead   | Crew     |                 | 0.5  | 19.23 | 9.62   | --       |
| W048-07 |  | WAP | 9/29/2008  | 12/29/2008 | 12/29/2008 | Other Health and Safety - Electrical Repair                 | Crew     |                 | 2    | 19.23 | 38.46  | --       |
| W048-07 |  | WAP | 9/29/2008  | 12/29/2008 | 12/29/2008 | Other Health and Safety - Garbage Removal                   | Crew     |                 | 5    | 19.23 | 96.15  | --       |
| W048-07 |  | WAP | 9/29/2008  | 12/29/2008 | 12/29/2008 | Other Health and Safety - Minor Plumbing Repair             | Crew     |                 | 3    | 19.23 | 57.69  | --       |
| W048-07 |  | WAP | 9/29/2008  | 12/29/2008 | 12/29/2008 | Seal & Insulate ducts                                       | Crew     |                 | 6    | 19.23 | 115.38 | --       |
| W048-07 |  | WAP | 9/29/2008  | 12/29/2008 | 12/29/2008 | Water Heater Tank Wrap                                      | Crew     |                 | 0.5  | 19.23 | 9.62   | --       |
| W048-07 |  | WAP | 9/29/2008  | 12/29/2008 | 12/29/2008 | Other   | Crew     |                 | 13   | 19.23 | 249.99 | 1,884.57 |
| W008-08 |  | WAP | 10/9/2008  | 11/26/2008 | 11/26/2008 | Air Sealing   | Crew     |                 | 8.5  | 19.23 | 163.46 | --       |
| W008-08 |  | WAP | 10/9/2008  | 11/26/2008 | 11/26/2008 | Compact Fluorescent Lights (CFL)                            | Crew     |                 | 0.5  | 19.23 | 9.62   | --       |
| W008-08 |  | WAP | 10/9/2008  | 11/26/2008 | 11/26/2008 | Final Audit/Assessment                                      | Crew     |                 | 12   | 19.23 | 230.76 | --       |
| W008-08 |  | WAP | 10/9/2008  | 11/26/2008 | 11/26/2008 | General Heat Waste (Furnace Filter, Faucet Aerators, Etc.)  | Crew     |                 | 0.5  | 19.23 | 9.62   | --       |
| W008-08 |  | WAP | 10/9/2008  | 11/26/2008 | 11/26/2008 | Health & safety: CO/Smoke Detector(s), repairs, etc         | Crew     |                 | 0.5  | 19.23 | 9.62   | --       |
| W008-08 |  | WAP | 10/9/2008  | 11/26/2008 | 11/26/2008 | Initial Audit/Assessment                                    | Crew     |                 | 16   | 19.23 | 307.68 | --       |
| W008-08 |  | WAP | 10/9/2008  | 11/26/2008 | 11/26/2008 | Insulate Attic/Roof of Mobile Home                          | Crew     |                 | 10.5 | 19.23 | 201.92 | --       |
| W008-08 |  | WAP | 10/9/2008  | 11/26/2008 | 11/26/2008 | Insulate Walls  | Crew     |                 | 15   | 19.23 | 288.45 | --       |
| W008-08 |  | WAP | 10/9/2008  | 11/26/2008 | 11/26/2008 | Low Flow Showerhead   | Crew     |                 | 0.5  | 19.23 | 9.62   | --       |
| W008-08 |  | WAP | 10/9/2008  | 11/26/2008 | 11/26/2008 | Other Health and Safety - Garbage Removal                   | Crew     |                 | 2    | 19.23 | 38.46  | --       |
| W008-08 |  | WAP | 10/9/2008  | 11/26/2008 | 11/26/2008 | Other Health and safety - Install Vent/Exhaust              | Crew     |                 | 1    | 19.23 | 19.23  | --       |
| W008-08 |  | WAP | 10/9/2008  | 11/26/2008 | 11/26/2008 | Seal & insulate ducts                                       | Crew     |                 | 5    | 19.23 | 96.15  | --       |
| W008-08 |  | WAP | 10/9/2008  | 11/26/2008 | 11/26/2008 | Health and Safety - Evaluate, Clean and Tune Heating System | Contract | Central Systems | 0    | 0     | 109    | 1,493.59 |
| W013-08 |  | WAP | 10/13/2008 | 3/16/2009  | 3/16/2009  | Health and Safety - Evaluate, Clean and Tune Heating System | Contract | Central Systems | 0    | 0     | 85     | --       |

|         |            |     |            |            |  |          |                   |     |       |        |
|---------|------------|-----|------------|------------|--|----------|-------------------|-----|-------|--------|
| W013-08 | [REDACTED] | WAP | 10/13/2008 | 3/16/2009  | Other Health and Safety - Minor Plumbing Repair                  | Contract | Crawford Plumbing | 0   | 0     | 120    |
| W013-08 | [REDACTED] | WAP | 10/13/2008 | 3/16/2009  | Air Sealing  | Crew     |                   | 9.5 | 12.09 | 114.86 |
| W013-08 | [REDACTED] | WAP | 10/13/2008 | 3/16/2009  | Compact Fluorescent Lights (CFL)                                 | Crew     |                   | 0.5 | 12.09 | 6.05   |
| W013-08 | [REDACTED] | WAP | 10/13/2008 | 3/16/2009  | Final Audit/Assessment   | Crew     |                   | 16  | 12.09 | 193.44 |
| W013-08 | [REDACTED] | WAP | 10/13/2008 | 3/16/2009  | General Heat Waste (Furnace Filter, Faucet Aerators, Etc.)       | Crew     |                   | 0.5 | 12.09 | 6.05   |
| W013-08 | [REDACTED] | WAP | 10/13/2008 | 3/16/2009  | Health & safety: CO/Smoke Detector(s), repairs, etc              | Crew     |                   | 0.5 | 12.09 | 6.05   |
| W013-08 | [REDACTED] | WAP | 10/13/2008 | 3/16/2009  | Initial Audit/Assessment   | Crew     |                   | 16  | 12.09 | 193.44 |
| W013-08 | [REDACTED] | WAP | 10/13/2008 | 3/16/2009  | Insulate Attic/Roof of Mobile Home                               | Crew     |                   | 15  | 12.09 | 181.35 |
| W013-08 | [REDACTED] | WAP | 10/13/2008 | 3/16/2009  | Low Flow Showerhead  | Crew     |                   | 0.5 | 12.09 | 6.05   |
| W013-08 | [REDACTED] | WAP | 10/13/2008 | 3/16/2009  | Other Health and Safety - Garbage Removal                        | Crew     |                   | 3   | 12.09 | 36.27  |
| W013-08 | [REDACTED] | WAP | 10/13/2008 | 3/16/2009  | Seal & insulate ducts  | Crew     |                   | 6   | 12.09 | 72.54  |
| W013-08 | [REDACTED] | WAP | 10/13/2008 | 3/16/2009  | Water Heater Tank Wrap   | Crew     |                   | 0.5 | 12.09 | 6.05   |
| W012-08 | [REDACTED] | WAP | 10/22/2008 | 12/12/2008 | Health and Safety - Evaluate, Clean and Tune Heating System      | Contract | Central Systems   | 0   | 0     | 108    |
| W012-08 | [REDACTED] | WAP | 10/22/2008 | 12/12/2008 | Air Sealing  | Crew     |                   | 4.5 | 19.23 | 86.54  |
| W012-08 | [REDACTED] | WAP | 10/22/2008 | 12/12/2008 | Compact Fluorescent Lights (CFL)                                 | Crew     |                   | 0.5 | 19.23 | 9.62   |
| W012-08 | [REDACTED] | WAP | 10/22/2008 | 12/12/2008 | Final Audit/Assessment   | Crew     |                   | 16  | 19.23 | 307.68 |
| W012-08 | [REDACTED] | WAP | 10/22/2008 | 12/12/2008 | General Heat Waste (Furnace Filter, Faucet Aerators, Etc.)       | Crew     |                   | 0.5 | 19.23 | 9.62   |
| W012-08 | [REDACTED] | WAP | 10/22/2008 | 12/12/2008 | Health & safety: CO/Smoke Detector(s), repairs, etc              | Crew     |                   | 0.5 | 19.23 | 9.62   |
| W012-08 | [REDACTED] | WAP | 10/22/2008 | 12/12/2008 | Initial Audit/Assessment   | Crew     |                   | 16  | 19.23 | 307.68 |
| W012-08 | [REDACTED] | WAP | 10/22/2008 | 12/12/2008 | Low Flow Showerhead  | Crew     |                   | 0.5 | 19.23 | 9.62   |
| W012-08 | [REDACTED] | WAP | 10/22/2008 | 12/12/2008 | Misc. measures - repairing/replacing windows/doors, crawl spaces | Crew     |                   | 13  | 19.23 | 249.99 |
| W012-08 | [REDACTED] | WAP | 10/22/2008 | 12/12/2008 | Seal & insulate ducts  | Crew     |                   | 4   | 19.23 | 76.92  |
| W012-08 | [REDACTED] | WAP | 10/22/2008 | 12/12/2008 | Water Heater Tank Wrap   | Crew     |                   | 0.5 | 19.23 | 9.62   |

|         |  |     |            |            |  |          |                         |      |       |        |          |
|---------|--|-----|------------|------------|--|----------|-------------------------|------|-------|--------|----------|
| W012-08 |  | WAP | 10/22/2008 | 12/12/2008 | Other Health and safety - Install Vent/Exhaust                   | Contract | Homer Lee Clay Electric | 0    | 0     | 784.85 | 1,969.76 |
| W002-08 |  | WAP | 10/23/2008 | 11/26/2008 | Air Sealing  | Crew     |                         | 42.5 | 19.23 | 817.28 | --       |
| W002-08 |  | WAP | 10/23/2008 | 11/26/2008 | Compact Fluorescent Lights (CFL)                                 | Crew     |                         | 0.5  | 19.23 | 9.62   | --       |
| W002-08 |  | WAP | 10/23/2008 | 11/26/2008 | Final Audit/Assessment   | Crew     |                         | 14   | 19.23 | 269.22 | --       |
| W002-08 |  | WAP | 10/23/2008 | 11/26/2008 | General Heat Waste (Furnace Filter, Faucet Aerators, Etc.)       | Crew     |                         | 0.5  | 19.23 | 9.62   | --       |
| W002-08 |  | WAP | 10/23/2008 | 11/26/2008 | Health & safety: CO/Smoke Detector(s), repairs, etc              | Crew     |                         | 0.5  | 19.23 | 9.62   | --       |
| W002-08 |  | WAP | 10/23/2008 | 11/26/2008 | Initial Audit/Assessment   | Crew     |                         | 16   | 19.23 | 307.68 | --       |
| W002-08 |  | WAP | 10/23/2008 | 11/26/2008 | Other Health and Safety - Install/Repair Vapor Barrier           | Crew     |                         | 2    | 19.23 | 38.46  | --       |
| W002-08 |  | WAP | 10/23/2008 | 11/26/2008 | Insulate Attic/Roof of Mobile Home                               | Crew     |                         | 10   | 19.23 | 192.3  | --       |
| W002-08 |  | WAP | 10/23/2008 | 11/26/2008 | Low Flow Showerhead  | Crew     |                         | 0.5  | 19.23 | 9.62   | --       |
| W002-08 |  | WAP | 10/23/2008 | 11/26/2008 | Other Health and Safety - Garbage Removal                        | Crew     |                         | 4    | 19.23 | 76.92  | --       |
| W002-08 |  | WAP | 10/23/2008 | 11/26/2008 | Pipe Insulation  | Crew     |                         | 2    | 19.23 | 38.46  | --       |
| W002-08 |  | WAP | 10/23/2008 | 11/26/2008 | Seal & Insulate ducts  | Crew     |                         | 2    | 19.23 | 38.46  | --       |
| W002-08 |  | WAP | 10/23/2008 | 11/26/2008 | Water Heater Tank Wrap   | Crew     |                         | 0.5  | 19.23 | 9.62   | --       |
| W002-08 |  | WAP | 10/23/2008 | 11/26/2008 | Misc. measures - repairing/replacing windows/doors, crawl spaces | Crew     |                         | 1    | 19.23 | 19.23  | 1,846.11 |
| W016-08 |  | WAP | 11/3/2008  | 3/16/2009  | Health and Safety - Evaluate, Clean and Tune Heating System      | Contract | Central Systems         | 0    | 0     | 108    | --       |
| W016-08 |  | WAP | 11/3/2008  | 3/16/2009  | Air Sealing  | Crew     |                         | 5    | 19.23 | 96.15  | --       |
| W016-08 |  | WAP | 11/3/2008  | 3/16/2009  | Compact Fluorescent Lights (CFL)                                 | Crew     |                         | 0.5  | 19.23 | 9.62   | --       |
| W016-08 |  | WAP | 11/3/2008  | 3/16/2009  | Final Audit/Assessment   | Crew     |                         | 9    | 19.23 | 173.07 | --       |
| W016-08 |  | WAP | 11/3/2008  | 3/16/2009  | General Heat Waste (Furnace Filter, Faucet Aerators, Etc.)       | Crew     |                         | 0.5  | 19.23 | 9.62   | --       |
| W016-08 |  | WAP | 11/3/2008  | 3/16/2009  | Health & safety: CO/Smoke Detector(s), repairs, etc              | Crew     |                         | 0.5  | 19.23 | 9.62   | --       |
| W016-08 |  | WAP | 11/3/2008  | 3/16/2009  | Incidental Repairs   | Crew     |                         | 1    | 19.23 | 19.23  | --       |
| W016-08 |  | WAP | 11/3/2008  | 3/16/2009  | Initial Audit/Assessment   | Crew     |                         | 13   | 19.23 | 249.99 | --       |

|         |            |     |            |           |  |          |                 |     |       |        |          |
|---------|------------|-----|------------|-----------|--|----------|-----------------|-----|-------|--------|----------|
| W016-08 | [REDACTED] | WAP | 11/3/2008  | 3/16/2009 | Insulate Attic/Roof of Mobile Home                               | Crew     |                 | 8   | 19.23 | 153.84 | --       |
| W016-08 | [REDACTED] | WAP | 11/3/2008  | 3/16/2009 | Insulate Walls   | Crew     |                 | 16  | 19.23 | 307.68 | --       |
| W016-08 | [REDACTED] | WAP | 11/3/2008  | 3/16/2009 | Low Flow Showerhead  | Crew     |                 | 0.5 | 19.23 | 9.62   | --       |
| W016-08 | [REDACTED] | WAP | 11/3/2008  | 3/16/2009 | Misc. measures - repairing/replacing windows/doors, crawl spaces | Crew     |                 | 1   | 19.23 | 19.23  | --       |
| W016-08 | [REDACTED] | WAP | 11/3/2008  | 3/16/2009 | Other Health and Safety - Garbage Removal                        | Crew     |                 | 2   | 19.23 | 38.46  | --       |
| W016-08 | [REDACTED] | WAP | 11/3/2008  | 3/16/2009 | Seal & Insulate ducts  | Crew     |                 | 3   | 19.23 | 57.69  | 1,261.82 |
| W009-08 | [REDACTED] | WAP | 11/6/2008  | 2/27/2009 | Health and Safety - Evaluate, Clean and Tune Heating System      | Contract | Central Systems | 0   | 0     | 89     | --       |
| W009-08 | [REDACTED] | WAP | 11/6/2008  | 2/27/2009 | Air Sealing  | Crew     |                 | 6.5 | 12.83 | 83.4   | --       |
| W009-08 | [REDACTED] | WAP | 11/6/2008  | 2/27/2009 | Compact Fluorescent Lights (CFL)                                 | Crew     |                 | 0.5 | 12.83 | 6.42   | --       |
| W009-08 | [REDACTED] | WAP | 11/6/2008  | 2/27/2009 | Final Audit/Assessment   | Crew     |                 | 12  | 12.83 | 153.96 | --       |
| W009-08 | [REDACTED] | WAP | 11/6/2008  | 2/27/2009 | General Heat Waste (Furnace Filter, Faucet Aerators, Etc.)       | Crew     |                 | 0.5 | 12.83 | 6.42   | --       |
| W009-08 | [REDACTED] | WAP | 11/6/2008  | 2/27/2009 | Health & safety: CO/Smoke Detector(s), repairs, etc              | Crew     |                 | 0.5 | 12.83 | 6.42   | --       |
| W009-08 | [REDACTED] | WAP | 11/6/2008  | 2/27/2009 | Initial Audit/Assessment   | Crew     |                 | 14  | 12.83 | 179.62 | --       |
| W009-08 | [REDACTED] | WAP | 11/6/2008  | 2/27/2009 | Insulate Attic/Roof of Mobile Home                               | Crew     |                 | 13  | 12.83 | 166.79 | --       |
| W009-08 | [REDACTED] | WAP | 11/6/2008  | 2/27/2009 | Low Flow Showerhead  | Crew     |                 | 0.5 | 12.83 | 6.42   | --       |
| W009-08 | [REDACTED] | WAP | 11/6/2008  | 2/27/2009 | Misc. measures - repairing/replacing windows/doors, crawl spaces | Crew     |                 | 3   | 12.83 | 38.49  | --       |
| W009-08 | [REDACTED] | WAP | 11/6/2008  | 2/27/2009 | Other Health and Safety - Garbage Removal                        | Crew     |                 | 3   | 12.83 | 38.49  | --       |
| W009-08 | [REDACTED] | WAP | 11/6/2008  | 2/27/2009 | Seal & Insulate ducts  | Crew     |                 | 6   | 12.83 | 76.98  | --       |
| W009-08 | [REDACTED] | WAP | 11/6/2008  | 2/27/2009 | Water Heater Tank Wrap   | Crew     |                 | 0.5 | 12.83 | 6.42   | 858.83   |
| W018-08 | [REDACTED] | WAP | 11/26/2008 | 3/26/2009 | Health and Safety - Evaluate, Clean and Tune Heating System      | Contract | Central Systems | 0   | 0     | 108    | --       |
| W018-08 | [REDACTED] | WAP | 11/26/2008 | 3/26/2009 | Air Sealing  | Crew     |                 | 10  | 19.41 | 194.1  | --       |
| W018-08 | [REDACTED] | WAP | 11/26/2008 | 3/26/2009 | Compact Fluorescent Lights (CFL)                                 | Crew     |                 | 0.5 | 19.41 | 9.71   | --       |
| W018-08 | [REDACTED] | WAP | 11/26/2008 | 3/26/2009 | Final Audit/Assessment   | Crew     |                 | 10  | 19.41 | 194.1  | 0        |

|         |            |     |            |            |  |          |                         |     |       |        |          |
|---------|------------|-----|------------|------------|--|----------|-------------------------|-----|-------|--------|----------|
| W018-08 | [REDACTED] | WAP | 11/26/2008 | 3/26/2009  | General Heat Waste (Furnace Filter, Faucet Aerators, Etc.)       | Crew     |                         | 1   | 19.41 | 19.41  | --       |
| W018-08 | [REDACTED] | WAP | 11/26/2008 | 3/26/2009  | Health & safety: CO/Smoke Detector(s), repairs, etc              | Crew     |                         | 0.5 | 19.41 | 9.71   | --       |
| W018-08 | [REDACTED] | WAP | 11/26/2008 | 3/26/2009  | Initial Audit/Assessment   | Crew     |                         | 10  | 19.41 | 194.1  | --       |
| W018-08 | [REDACTED] | WAP | 11/26/2008 | 3/26/2009  | Insulate Attic/Roof of Mobile Home                               | Crew     |                         | 18  | 19.41 | 349.38 | --       |
| W018-08 | [REDACTED] | WAP | 11/26/2008 | 3/26/2009  | Low Flow Showerhead  | Crew     |                         | 0.5 | 19.41 | 9.71   | --       |
| W018-08 | [REDACTED] | WAP | 11/26/2008 | 3/26/2009  | Misc. measures - repairing/replacing windows/doors, crawl spaces | Crew     |                         | 2   | 19.41 | 38.82  | --       |
| W018-08 | [REDACTED] | WAP | 11/26/2008 | 3/26/2009  | Other Health and Safety - Garbage Removal                        | Crew     |                         | 4   | 19.41 | 77.64  | --       |
| W018-08 | [REDACTED] | WAP | 11/26/2008 | 3/26/2009  | Seal & Insulate ducts  | Crew     |                         | 12  | 19.41 | 232.92 | --       |
| W018-08 | [REDACTED] | WAP | 11/26/2008 | 3/26/2009  | Water Heater Tank Wrap   | Crew     |                         | 0.5 | 19.41 | 9.71   | 1,253.21 |
| W020-08 | [REDACTED] | WAP | 12/4/2008  | 12/12/2008 | Air Sealing  | Crew     |                         | 5.5 | 19.51 | 107.31 | --       |
| W020-08 | [REDACTED] | WAP | 12/4/2008  | 12/12/2008 | Compact Fluorescent Lights (CFL)                                 | Crew     |                         | 0.5 | 19.51 | 9.76   | --       |
| W020-08 | [REDACTED] | WAP | 12/4/2008  | 12/12/2008 | Final Audit/Assessment   | Crew     |                         | 14  | 19.51 | 273.14 | --       |
| W020-08 | [REDACTED] | WAP | 12/4/2008  | 12/12/2008 | General Heat Waste (Furnace Filter, Faucet Aerators, Etc.)       | Crew     |                         | 0.5 | 19.51 | 9.76   | --       |
| W020-08 | [REDACTED] | WAP | 12/4/2008  | 12/12/2008 | Health & safety: CO/Smoke Detector(s), repairs, etc              | Crew     |                         | 0.5 | 19.51 | 9.76   | --       |
| W020-08 | [REDACTED] | WAP | 12/4/2008  | 12/12/2008 | Initial Audit/Assessment   | Crew     |                         | 14  | 19.51 | 273.14 | --       |
| W020-08 | [REDACTED] | WAP | 12/4/2008  | 12/12/2008 | Insulate Attic/Roof of Mobile Home                               | Crew     |                         | 10  | 19.51 | 195.1  | --       |
| W020-08 | [REDACTED] | WAP | 12/4/2008  | 12/12/2008 | Low Flow Showerhead  | Crew     |                         | 0.5 | 19.51 | 9.76   | --       |
| W020-08 | [REDACTED] | WAP | 12/4/2008  | 12/12/2008 | Misc. measures - repairing/replacing windows/doors, crawl spaces | Crew     |                         | 1   | 19.51 | 19.51  | --       |
| W020-08 | [REDACTED] | WAP | 12/4/2008  | 12/12/2008 | Other Health and Safety - Garbage Removal                        | Crew     |                         | 2   | 19.51 | 39.02  | --       |
| W020-08 | [REDACTED] | WAP | 12/4/2008  | 12/12/2008 | Seal & insulate ducts  | Crew     |                         | 5   | 19.51 | 97.55  | --       |
| W020-08 | [REDACTED] | WAP | 12/4/2008  | 12/12/2008 | Water Heater Tank Wrap   | Crew     |                         | 0.5 | 19.51 | 9.76   | --       |
| W020-08 | [REDACTED] | WAP | 12/4/2008  | 12/12/2008 | Other Health and Safety - Electrical Repair                      | Contract | Homer Lee Clay Electric | 0   | 0     | 497    | 1,550.57 |
| W017-08 | [REDACTED] | WAP | 12/10/2008 | 1/12/2009  | Air Sealing  | Crew     |                         | 5   | 19.23 | 96.15  | --       |

|         |            |     |            |            |  |      |  |      |       |        |          |
|---------|------------|-----|------------|------------|--|------|--|------|-------|--------|----------|
| W017-08 | [REDACTED] | WAP | 12/10/2008 | 1/12/2009  | Compact Fluorescent Lights (CFL)                                 | Crew |  | 0.5  | 19.23 | 9.62   | --       |
| W017-08 | [REDACTED] | WAP | 12/10/2008 | 1/12/2009  | Final Audit/Assessment   | Crew |  | 14   | 19.23 | 269.22 | --       |
| W017-08 | [REDACTED] | WAP | 12/10/2008 | 1/12/2009  | General Heat Waste (Furnace Filter, Faucet Aerators, Etc.)       | Crew |  | 0.5  | 19.23 | 9.62   | --       |
| W017-08 | [REDACTED] | WAP | 12/10/2008 | 1/12/2009  | Health & safety: CO/Smoke Detector(s), repairs, etc              | Crew |  | 0.5  | 19.23 | 9.62   | --       |
| W017-08 | [REDACTED] | WAP | 12/10/2008 | 1/12/2009  | Incidental Repairs   | Crew |  | 1    | 19.23 | 19.23  | --       |
| W017-08 | [REDACTED] | WAP | 12/10/2008 | 1/12/2009  | Initial Audit/Assessment   | Crew |  | 16   | 19.23 | 307.68 | --       |
| W017-08 | [REDACTED] | WAP | 12/10/2008 | 1/12/2009  | Insulate Attic/Roof of Mobile Home                               | Crew |  | 14.5 | 19.23 | 278.84 | --       |
| W017-08 | [REDACTED] | WAP | 12/10/2008 | 1/12/2009  | Low Flow Showerhead  | Crew |  | 0.5  | 19.23 | 9.62   | --       |
| W017-08 | [REDACTED] | WAP | 12/10/2008 | 1/12/2009  | Other Health and Safety - Garbage Removal                        | Crew |  | 3    | 19.23 | 57.69  | --       |
| W017-08 | [REDACTED] | WAP | 12/10/2008 | 1/12/2009  | Seal & insulate ducts  | Crew |  | 4    | 19.23 | 76.92  | --       |
| W017-08 | [REDACTED] | WAP | 12/10/2008 | 1/12/2009  | Water Heater Tank Wrap   | Crew |  | 0.5  | 19.23 | 9.62   | --       |
| W017-08 | [REDACTED] | WAP | 12/10/2008 | 1/12/2009  | Other  | Crew |  | 6    | 19.23 | 115.38 | 1,269.21 |
| W023-08 | [REDACTED] | WAP | 12/18/2008 | 12/31/2008 | Air Sealing  | Crew |  | 8    | 19.46 | 155.68 | --       |
| W023-08 | [REDACTED] | WAP | 12/18/2008 | 12/31/2008 | Compact Fluorescent Lights (CFL)                                 | Crew |  | 0.5  | 19.46 | 9.73   | --       |
| W023-08 | [REDACTED] | WAP | 12/18/2008 | 12/31/2008 | Final Audit/Assessment   | Crew |  | 14   | 19.46 | 272.44 | --       |
| W023-08 | [REDACTED] | WAP | 12/18/2008 | 12/31/2008 | General Heat Waste (Furnace Filter, Faucet Aerators, Etc.)       | Crew |  | 0.5  | 19.46 | 9.73   | --       |
| W023-08 | [REDACTED] | WAP | 12/18/2008 | 12/31/2008 | Initial Audit/Assessment   | Crew |  | 10   | 19.46 | 194.6  | --       |
| W023-08 | [REDACTED] | WAP | 12/18/2008 | 12/31/2008 | Insulate Attic/Roof of Mobile Home                               | Crew |  | 6    | 19.46 | 116.76 | --       |
| W023-08 | [REDACTED] | WAP | 12/18/2008 | 12/31/2008 | Low Flow Showerhead  | Crew |  | 0.5  | 19.46 | 9.73   | --       |
| W023-08 | [REDACTED] | WAP | 12/18/2008 | 12/31/2008 | Misc. measures - repairing/replacing windows/doors, crawl spaces | Crew |  | 0.5  | 19.46 | 9.73   | --       |
| W023-08 | [REDACTED] | WAP | 12/18/2008 | 12/31/2008 | Other Health and Safety - Garbage Removal                        | Crew |  | 0.5  | 19.46 | 9.73   | --       |
| W023-08 | [REDACTED] | WAP | 12/18/2008 | 12/31/2008 | Pipe Insulation  | Crew |  | 0.5  | 19.46 | 9.73   | --       |
| W023-08 | [REDACTED] | WAP | 12/18/2008 | 12/31/2008 | Water Heater Tank Wrap   | Crew |  | 0.5  | 19.46 | 9.73   | --       |
| W023-08 | [REDACTED] | WAP | 12/18/2008 | 12/31/2008 | Health & safety: CO/Smoke Detector(s), repairs, etc              | Crew |  | 0.5  | 19.46 | 9.73   | --       |
| W024-08 | [REDACTED] | WAP | 12/22/2008 | 1/9/2009   | Air Sealing  | Crew |  | 1    | 19.23 | 19.23  | --       |
| W024-08 | [REDACTED] | WAP | 12/22/2008 | 1/9/2009   | Air Sealing  | Crew |  | 1    | 19.23 | 19.23  | --       |

|         |            |     |            |           |   |          |                 |     |       |        |        |
|---------|------------|-----|------------|-----------|---|----------|-----------------|-----|-------|--------|--------|
| W024-08 | [REDACTED] | WAP | 12/22/2008 | 1/9/2009  | Compact Fluorescent Lights (CFL)                            | Crew     |                 | 0.5 | 19.23 | 9.62   | --     |
| W024-08 | [REDACTED] | WAP | 12/22/2008 | 1/9/2009  | Final Audit/Assessment                                      | Crew     |                 | 3   | 19.23 | 57.69  | --     |
| W024-08 | [REDACTED] | WAP | 12/22/2008 | 1/9/2009  | General Heat Waste (Furnace Filter, Faucet Aerators, Etc.)  | Crew     |                 | 0.5 | 19.23 | 9.62   | --     |
| W024-08 | [REDACTED] | WAP | 12/22/2008 | 1/9/2009  | Health & safety: CO/Smoke Detector(s), repairs, etc         | Crew     |                 | 0.5 | 19.23 | 9.62   | --     |
| W024-08 | [REDACTED] | WAP | 12/22/2008 | 1/9/2009  | Initial Audit/Assessment                                    | Crew     |                 | 8   | 19.23 | 153.84 | --     |
| W024-08 | [REDACTED] | WAP | 12/22/2008 | 1/9/2009  | Low Flow Showerhead   | Crew     |                 | 0.5 | 19.23 | 9.62   | --     |
| W024-08 | [REDACTED] | WAP | 12/22/2008 | 1/9/2009  | Other Health and Safety - Garbage Removal                   | Crew     |                 | 1   | 19.23 | 19.23  | --     |
| W024-08 | [REDACTED] | WAP | 12/22/2008 | 1/9/2009  | Seal & insulate ducts                                       | Crew     |                 | 1   | 19.23 | 19.23  | --     |
| W024-08 | [REDACTED] | WAP | 12/22/2008 | 1/9/2009  | Health and Safety - Evaluate, Clean and Tune Heating System | Contract | Central Systems | 0   | 0     | 108    | 415.7  |
| W026-08 | [REDACTED] | WAP | 12/31/2008 | 3/26/2009 | Health and Safety - Evaluate, Clean and Tune Heating System | Contract | Central Systems | 0   | 0     | 108    | --     |
| W026-08 | [REDACTED] | WAP | 12/31/2008 | 3/26/2009 | Air Sealing   | Crew     |                 | 10  | 12.83 | 128.3  | --     |
| W026-08 | [REDACTED] | WAP | 12/31/2008 | 3/26/2009 | Compact Fluorescent Lights (CFL)                            | Crew     |                 | 0.5 | 12.83 | 6.42   | --     |
| W026-08 | [REDACTED] | WAP | 12/31/2008 | 3/26/2009 | Final Audit/Assessment                                      | Crew     |                 | 7   | 12.83 | 89.81  | --     |
| W026-08 | [REDACTED] | WAP | 12/31/2008 | 3/26/2009 | General Heat Waste (Furnace Filter, Faucet Aerators, Etc.)  | Crew     |                 | 0.5 | 12.83 | 6.42   | --     |
| W026-08 | [REDACTED] | WAP | 12/31/2008 | 3/26/2009 | Health & safety: CO/Smoke Detector(s), repairs, etc         | Crew     |                 | 0.5 | 12.83 | 6.42   | --     |
| W026-08 | [REDACTED] | WAP | 12/31/2008 | 3/26/2009 | Initial Audit/Assessment                                    | Crew     |                 | 16  | 12.83 | 205.28 | --     |
| W026-08 | [REDACTED] | WAP | 12/31/2008 | 3/26/2009 | Low Flow Showerhead   | Crew     |                 | 0.5 | 12.83 | 6.42   | --     |
| W026-08 | [REDACTED] | WAP | 12/31/2008 | 3/26/2009 | Other Health and Safety - Floor Repair                      | Crew     |                 | 6   | 12.83 | 76.98  | --     |
| W026-08 | [REDACTED] | WAP | 12/31/2008 | 3/26/2009 | Other Health and Safety - Garbage Removal                   | Crew     |                 | 2   | 12.83 | 25.66  | --     |
| W026-08 | [REDACTED] | WAP | 12/31/2008 | 3/26/2009 | Seal & insulate ducts                                       | Crew     |                 | 3.5 | 12.83 | 44.91  | --     |
| W026-08 | [REDACTED] | WAP | 12/31/2008 | 3/26/2009 | Water Heater Tank Wrap                                      | Crew     |                 | 0.5 | 12.83 | 6.42   | 711.04 |
| W027-08 | [REDACTED] | WAP | 12/31/2008 | 3/24/2009 | Health and Safety - Evaluate, Clean and Tune Heating System | Contract | Central Systems | 0   | 0     | 108    | --     |
| W027-08 | [REDACTED] | WAP | 12/31/2008 | 3/24/2009 | Air Sealing   | Crew     |                 | 2   | 19.22 | 38.44  | --     |


|         |            |     |            |           |  |      |     |       |        |          |
|---------|------------|-----|------------|-----------|--|------|-----|-------|--------|----------|
| W027-08 | [REDACTED] | WAP | 12/31/2008 | 3/24/2009 | Compact Fluorescent Lights (CFL)                           | Crew | 0.5 | 19.22 | 9.61   | --       |
| W027-08 | [REDACTED] | WAP | 12/31/2008 | 3/24/2009 | Final Audit/Assessment                                     | Crew | 9   | 19.22 | 172.98 | --       |
| W027-08 | [REDACTED] | WAP | 12/31/2008 | 3/24/2009 | Initial Audit/Assessment                                   | Crew | 8   | 19.22 | 153.76 | --       |
| W027-08 | [REDACTED] | WAP | 12/31/2008 | 3/24/2009 | Water Heater Tank Wrap                                     | Crew | 0.5 | 19.22 | 9.61   | 492.4    |
| W028-08 | [REDACTED] | WAP | 12/31/2008 | 3/16/2009 | Air Sealing  | Crew | 11  | 19.23 | 211.53 | --       |
| W028-08 | [REDACTED] | WAP | 12/31/2008 | 3/16/2009 | Compact Fluorescent Lights (CFL)                           | Crew | 0.5 | 19.23 | 9.62   | --       |
| W028-08 | [REDACTED] | WAP | 12/31/2008 | 3/16/2009 | Final Audit/Assessment                                     | Crew | 14  | 19.23 | 269.22 | --       |
| W028-08 | [REDACTED] | WAP | 12/31/2008 | 3/16/2009 | General Heat Waste (Furnace Filter, Faucet Aerators, Etc.) | Crew | 0.5 | 19.23 | 9.62   | --       |
| W028-08 | [REDACTED] | WAP | 12/31/2008 | 3/16/2009 | Health & safety: CO/Smoke Detector(s), repairs, etc        | Crew | 0.5 | 19.23 | 9.62   | --       |
| W028-08 | [REDACTED] | WAP | 12/31/2008 | 3/16/2009 | Initial Audit/Assessment                                   | Crew | 14  | 19.23 | 269.22 | --       |
| W028-08 | [REDACTED] | WAP | 12/31/2008 | 3/16/2009 | Insulate Attic/Roof of Mobile Home                         | Crew | 12  | 19.23 | 230.76 | --       |
| W028-08 | [REDACTED] | WAP | 12/31/2008 | 3/16/2009 | Low Flow Showerhead  | Crew | 0.5 | 19.23 | 9.62   | --       |
| W028-08 | [REDACTED] | WAP | 12/31/2008 | 3/16/2009 | Other Health and Safety - Garbage Removal                  | Crew | 2   | 19.23 | 38.46  | --       |
| W028-08 | [REDACTED] | WAP | 12/31/2008 | 3/16/2009 | Seal & insulate ducts                                      | Crew | 5   | 19.23 | 96.15  | 1,153.82 |
| W025-08 | [REDACTED] | WAP | 1/21/2009  | 2/18/2009 | Air Sealing  | Crew | 5.5 | 12.83 | 70.57  | --       |
| W025-08 | [REDACTED] | WAP | 1/21/2009  | 2/18/2009 | Compact Fluorescent Lights (CFL)                           | Crew | 0.5 | 12.83 | 6.42   | --       |
| W025-08 | [REDACTED] | WAP | 1/21/2009  | 2/18/2009 | Final Audit/Assessment                                     | Crew | 8   | 12.83 | 102.64 | --       |
| W025-08 | [REDACTED] | WAP | 1/21/2009  | 2/18/2009 | General Heat Waste (Furnace Filter, Faucet Aerators, Etc.) | Crew | 0.5 | 12.83 | 6.42   | --       |
| W025-08 | [REDACTED] | WAP | 1/21/2009  | 2/18/2009 | Health & safety: CO/Smoke Detector(s), repairs, etc        | Crew | 0.5 | 12.83 | 6.42   | --       |
| W025-08 | [REDACTED] | WAP | 1/21/2009  | 2/18/2009 | Initial Audit/Assessment                                   | Crew | 14  | 12.83 | 179.62 | --       |
| W025-08 | [REDACTED] | WAP | 1/21/2009  | 2/18/2009 | Insulate Attic/Roof of Mobile Home                         | Crew | 6   | 12.83 | 76.98  | --       |
| W025-08 | [REDACTED] | WAP | 1/21/2009  | 2/18/2009 | Low Flow Showerhead  | Crew | 0.5 | 12.83 | 6.42   | --       |
| W025-08 | [REDACTED] | WAP | 1/21/2009  | 2/18/2009 | Other Health and Safety - Garbage Removal                  | Crew | 1   | 12.83 | 12.83  | --       |
| W025-08 | [REDACTED] | WAP | 1/21/2009  | 2/18/2009 | Seal & insulate ducts                                      | Crew | 3   | 12.83 | 38.49  | --       |
| W025-08 | [REDACTED] | WAP | 1/21/2009  | 2/18/2009 | Water Heater Tank Wrap                                     | Crew | 0.5 | 12.83 | 6.42   | 513.23   |

|         |     |           |           |   |          |                   |      |       |          |
|---------|-----|-----------|-----------|---|----------|-------------------|------|-------|----------|
| W035-08 | WAP | 1/21/2009 | 4/8/2009  | Other Health and Safety - Minor Plumbing Repair             | Contract | Crawford Plumbing | 0    | 0     | 151      |
| W035-08 | WAP | 1/21/2009 | 4/8/2009  | Air Sealing   | Crew     |                   | 8    | 19.28 | 154.24   |
| W035-08 | WAP | 1/21/2009 | 4/8/2009  | Compact Fluorescent Lights (CFL)                            | Crew     |                   | 0.5  | 19.28 | 9.64     |
| W035-08 | WAP | 1/21/2009 | 4/8/2009  | Final Audit/Assessment                                      | Crew     |                   | 6    | 19.28 | 115.68   |
| W035-08 | WAP | 1/21/2009 | 4/8/2009  | General Heat Waste (Furnace Filter, Faucet Aerators, Etc.)  | Crew     |                   | 0.5  | 19.28 | 9.64     |
| W035-08 | WAP | 1/21/2009 | 4/8/2009  | Health & safety: CO/Smoke Detector(s), repairs, etc         | Crew     |                   | 0.5  | 19.28 | 9.64     |
| W035-08 | WAP | 1/21/2009 | 4/8/2009  | Initial Audit/Assessment                                    | Crew     |                   | 12   | 19.28 | 231.36   |
| W035-08 | WAP | 1/21/2009 | 4/8/2009  | Low Flow Showerhead   | Crew     |                   | 0.5  | 19.28 | 9.64     |
| W035-08 | WAP | 1/21/2009 | 4/8/2009  | Other Health and Safety - Floor Repair                      | Crew     |                   | 14.5 | 19.28 | 279.56   |
| W035-08 | WAP | 1/21/2009 | 4/8/2009  | Other Health and Safety - Garbage Removal                   | Crew     |                   | 3    | 19.28 | 57.84    |
| W035-08 | WAP | 1/21/2009 | 4/8/2009  | Seal & Insulate ducts                                       | Crew     |                   | 7    | 19.28 | 134.96   |
| W035-08 | WAP | 1/21/2009 | 4/8/2009  | Water Heater Tank Wrap                                      | Crew     |                   | 0.5  | 19.28 | 9.64     |
| W035-08 | WAP | 1/21/2009 | 4/8/2009  | Health and Safety - Evaluate, Clean and Tune Heating System | Contract | Central Systems   | 0    | 0     | 1,261.84 |
| W041-07 | WAP | 1/28/2009 | 2/23/2009 | Air Sealing   | Crew     |                   | 12   | 12.83 | 153.96   |
| W041-07 | WAP | 1/28/2009 | 2/23/2009 | Compact Fluorescent Lights (CFL)                            | Crew     |                   | 0.5  | 12.83 | 6.42     |
| W041-07 | WAP | 1/28/2009 | 2/23/2009 | Final Audit/Assessment                                      | Crew     |                   | 16   | 12.83 | 205.28   |
| W041-07 | WAP | 1/28/2009 | 2/23/2009 | General Heat Waste (Furnace Filter, Faucet Aerators, Etc.)  | Crew     |                   | 1    | 12.83 | 12.83    |
| W041-07 | WAP | 1/28/2009 | 2/23/2009 | Health & safety: CO/Smoke Detector(s), repairs, etc         | Crew     |                   | 0.5  | 12.83 | 6.42     |
| W041-07 | WAP | 1/28/2009 | 2/23/2009 | Initial Audit/Assessment                                    | Crew     |                   | 14   | 12.83 | 179.62   |
| W041-07 | WAP | 1/28/2009 | 2/23/2009 | Insulate Attic/Roof of Mobile Home                          | Crew     |                   | 8    | 12.83 | 102.64   |
| W041-07 | WAP | 1/28/2009 | 2/23/2009 | Other Health and Safety - Floor Repair                      | Crew     |                   | 10   | 12.83 | 128.3    |
| W041-07 | WAP | 1/28/2009 | 2/23/2009 | Other Health and Safety - Garbage Removal                   | Crew     |                   | 2.5  | 12.83 | 32.08    |
| W041-07 | WAP | 1/28/2009 | 2/23/2009 | Other Health and safety - Install Vent/Exhaust              | Crew     |                   | 2.5  | 12.83 | 32.08    |

|         |            |     |           |           |  |      |     |       |        |        |
|---------|------------|-----|-----------|-----------|--|------|-----|-------|--------|--------|
| W041-07 | [REDACTED] | WAP | 1/28/2009 | 2/23/2009 | Seal & Insulate ducts  | Crew | 4   | 12.83 | 51.32  | --     |
| W041-07 | [REDACTED] | WAP | 1/28/2009 | 2/23/2009 | Water Heater Tank Wrap   | Crew | 0.5 | 12.83 | 6.42   | --     |
| W041-07 | [REDACTED] | WAP | 1/28/2009 | 2/23/2009 | Low Flow Showerhead  | Crew | 0.5 | 12.83 | 6.42   | 923.79 |
| W021-08 | [REDACTED] | WAP | 2/5/2009  | 4/16/2009 | Air Sealing  | Crew | 6.5 | 12.83 | 83.4   | --     |
| W021-08 | [REDACTED] | WAP | 2/5/2009  | 4/16/2009 | Compact Fluorescent Lights (CFL)                                 | Crew | 0.5 | 12.83 | 6.42   | --     |
| W021-08 | [REDACTED] | WAP | 2/5/2009  | 4/16/2009 | Final Audit/Assessment   | Crew | 6   | 12.83 | 76.98  | --     |
| W021-08 | [REDACTED] | WAP | 2/5/2009  | 4/16/2009 | General Heat Waste (Furnace Filter, Faucet Aerators, Etc.)       | Crew | 0.5 | 12.83 | 6.42   | --     |
| W021-08 | [REDACTED] | WAP | 2/5/2009  | 4/16/2009 | Health & safety: CO/Smoke Detector(s), repairs, etc              | Crew | 0.5 | 12.83 | 6.42   | --     |
| W021-08 | [REDACTED] | WAP | 2/5/2009  | 4/16/2009 | Incidental Repairs   | Crew | 5   | 12.83 | 64.15  | --     |
| W021-08 | [REDACTED] | WAP | 2/5/2009  | 4/16/2009 | Initial Audit/Assessment   | Crew | 15  | 12.83 | 192.45 | --     |
| W021-08 | [REDACTED] | WAP | 2/5/2009  | 4/16/2009 | Insulate Attic/Roof of Mobile Home                               | Crew | 10  | 12.83 | 128.3  | --     |
| W021-08 | [REDACTED] | WAP | 2/5/2009  | 4/16/2009 | Low Flow Showerhead  | Crew | 0.5 | 12.83 | 6.42   | --     |
| W021-08 | [REDACTED] | WAP | 2/5/2009  | 4/16/2009 | Misc. measures - repairing/replacing windows/doors, crawl spaces | Crew | 8   | 12.83 | 102.64 | --     |
| W021-08 | [REDACTED] | WAP | 2/5/2009  | 4/16/2009 | Other Health and Safety - Garbage Removal                        | Crew | 3   | 12.83 | 38.49  | --     |
| W021-08 | [REDACTED] | WAP | 2/5/2009  | 4/16/2009 | Water Heater Tank Wrap   | Crew | 0.5 | 12.83 | 6.42   | 718.51 |
| W019-08 | [REDACTED] | WAP | 2/16/2009 | 2/27/2009 | Air Sealing  | Crew | 8   | 12.83 | 102.64 | --     |
| W019-08 | [REDACTED] | WAP | 2/16/2009 | 2/27/2009 | Compact Fluorescent Lights (CFL)                                 | Crew | 0.5 | 12.83 | 6.42   | --     |
| W019-08 | [REDACTED] | WAP | 2/16/2009 | 2/27/2009 | Final Audit/Assessment   | Crew | 15  | 12.83 | 192.45 | --     |
| W019-08 | [REDACTED] | WAP | 2/16/2009 | 2/27/2009 | General Heat Waste (Furnace Filter, Faucet Aerators, Etc.)       | Crew | 0.5 | 12.83 | 6.42   | --     |
| W019-08 | [REDACTED] | WAP | 2/16/2009 | 2/27/2009 | Health & safety: CO/Smoke Detector(s), repairs, etc              | Crew | 0.5 | 12.83 | 6.42   | --     |
| W019-08 | [REDACTED] | WAP | 2/16/2009 | 2/27/2009 | Initial Audit/Assessment   | Crew | 16  | 12.83 | 205.28 | --     |
| W019-08 | [REDACTED] | WAP | 2/16/2009 | 2/27/2009 | Low Flow Showerhead  | Crew | 0.5 | 12.83 | 6.42   | --     |
| W019-08 | [REDACTED] | WAP | 2/16/2009 | 2/27/2009 | Misc. measures - repairing/replacing windows/doors, crawl spaces | Crew | 3   | 12.83 | 38.49  | --     |
| W019-08 | [REDACTED] | WAP | 2/16/2009 | 2/27/2009 | Other Health and Safety - Garbage Removal                        | Crew | 2   | 12.83 | 25.66  | --     |

|         |  |     |           |           |  |          |                   |     |       |       |          |
|---------|--|-----|-----------|-----------|--|----------|-------------------|-----|-------|-------|----------|
| W019-08 |  | WAP | 2/16/2009 | 2/27/2009 | Pipe Insulation  | Crew     |                   | 0.5 | 12.83 | 6.42  | --       |
| W019-08 |  | WAP | 2/16/2009 | 2/27/2009 | Seal & Insulate ducts  | Crew     |                   | 5   | 12.83 | 64.15 | --       |
| W019-08 |  | WAP | 2/16/2009 | 2/27/2009 | Water Heater Tank Wrap   | Crew     |                   | 0.5 | 12.83 | 6.42  | --       |
| W019-08 |  | WAP | 2/16/2009 | 2/27/2009 | Other  | Crew     |                   | 7   | 12.83 | 89.81 | 757      |
| W032-08 |  | WAP | 3/16/2009 | 3/25/2009 | Air Sealing  | Crew     |                   | 12  | 19.45 | 233.4 | --       |
| W032-08 |  | WAP | 3/16/2009 | 3/25/2009 | Final Audit/Assessment   | Crew     |                   | 6   | 19.45 | 116.7 | --       |
| W032-08 |  | WAP | 3/16/2009 | 3/25/2009 | Initial Audit/Assessment   | Crew     |                   | 10  | 19.45 | 194.5 | --       |
| W032-08 |  | WAP | 3/16/2009 | 3/25/2009 | Insulate Attic/Roof of Mobile Home                               | Crew     |                   | 6   | 19.45 | 116.7 | --       |
| W032-08 |  | WAP | 3/16/2009 | 3/25/2009 | Low Flow Showerhead  | Crew     |                   | 0.5 | 19.45 | 9.73  | --       |
| W032-08 |  | WAP | 3/16/2009 | 3/25/2009 | Misc. measures - repairing/replacing windows/doors, crawl spaces | Crew     |                   | 1   | 19.45 | 19.45 | --       |
| W032-08 |  | WAP | 3/16/2009 | 3/25/2009 | Seal & Insulate ducts  | Crew     |                   | 3   | 19.45 | 58.35 | --       |
| W032-08 |  | WAP | 3/16/2009 | 3/25/2009 | General Heat Waste (Furnace Filter, Faucet Aerators, Etc.)       | Crew     |                   | 0.5 | 19.45 | 9.73  | --       |
| W032-08 |  | WAP | 3/16/2009 | 3/25/2009 | Health & safety: CO/Smoke Detector(s), repairs, etc              | Crew     |                   | 0.5 | 19.45 | 9.73  | --       |
| W032-08 |  | WAP | 3/16/2009 | 3/25/2009 | Compact Fluorescent Lights (CFL)                                 | Crew     |                   | 0.5 | 19.45 | 9.73  | --       |
| W032-08 |  | WAP | 3/16/2009 | 3/25/2009 | Other Health and Safety - Minor Plumbing Repair                  | Contract | Crawford Plumbing | 0   | 0     | 225   | 1,003.02 |

Four-County Community Services, Inc.  
Weatherization Assistance Program

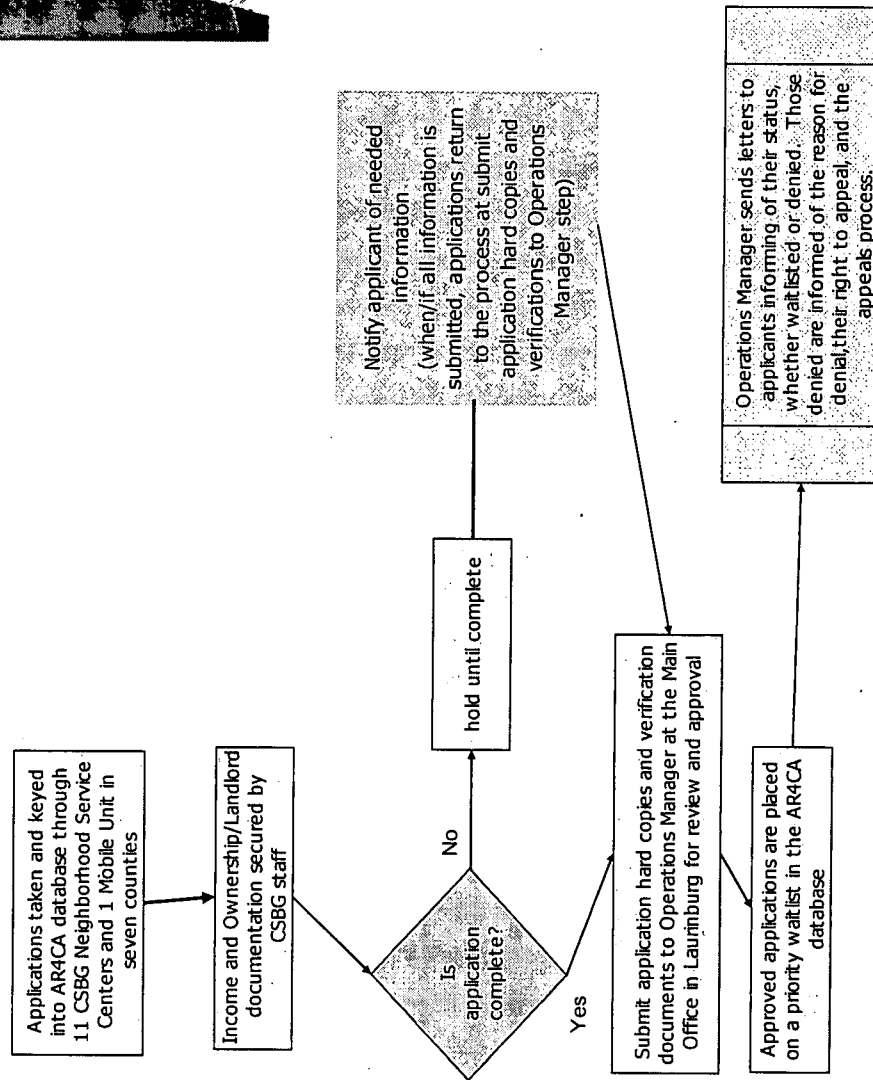


Presented by: Kim Clark

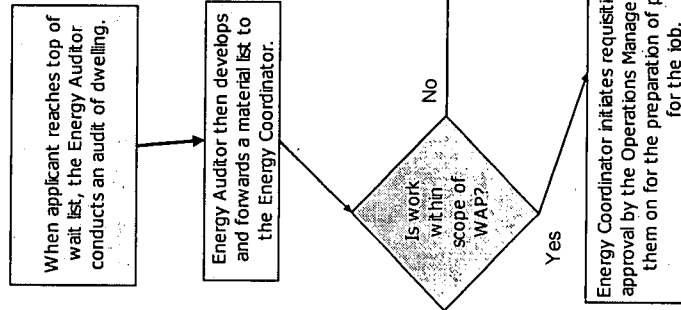

## About us:

- Private, nonprofit founded in 1964
- Serve Bladen, Brunswick, Columbus, Hoke, Pender, Robeson and Scotland Counties
- Governed by a 45-member Board of Directors
- Representation from each of the 7 counties
- 1/3 private sector, 1/3 public sector, 1/3 client sector
- Audit reviews reflect no questioned costs for the past 20 years
- Programs operated include:
  - Community Services Block Grant Program
  - Head Start Program
  - Heating Air Repair/Replacement Program
  - More at Four
  - Section 8 Housing Assistance Program
  - Urgent Repair Program
  - Weatherization Assistance Program

# The Weatherization Process: Intake



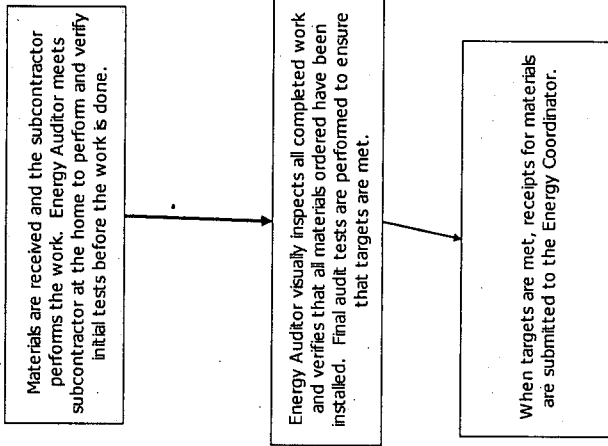


# The Weatherization Process: Energy Audit



Notify applicant of additional work needed, let applicant know that they can reapply when the excess work has been done. Ask CSBG staff to make referrals to other resources for additional work, when possible.

# The Weatherization Process: Work Performance




# The Weatherization Process: Receipts & Payment

From receipts, material costs are compared to the purchase order. Blower door reduction sheets and production sheets are verified against the subcontractor's invoice and Agency purchase order. All invoices are reconciled and the case is closed.

Accounting office matches invoices with purchase orders and stamps them for payment approval by Operations Manager.

When invoices are approved by Operations Manager, they are returned to accounting for issuance of a check, which is then presented with documentation to the Executive Director for signing. The check is then mailed to the subcontractor.



Beth Hobbs, Comptroller

# Procurement Procedure

**Equal Opportunity** - Positive efforts are made to utilize local small business and minority owned business sources of supplies and services. These efforts allow these sources the maximum feasible opportunity to compete for contracts utilizing federal funds.

**Free Competition** - Transactions are conducted in a manner that promotes free and open competition, to the maximum extent possible. Bids contain clear specifications and do not contain features which unduly restrict competition. Bidder selection is made on the basis of which bid is most responsive to the solicitation and most advantageous to the agency. Decisions are based on commonly-accepted criteria: availability, completeness of bid, delivery time, price, quality of product, record of past performance, service capability, and vendor dependability.

**Cost Analysis** - The Purchasing Department analyzes each bid from the standpoint of cost to determine how reasonable it is and also whether such a cost is allowable. Comparisons are made with quotations and with the current market prices for particular items. Note is taken of any discounts offered.

## Subcontractors must . . .

- complete specialized training as required by the Office of Economic Opportunity;
- own appropriate equipment to perform Weatherization measures;
- maintain insurance (worker's compensation, commercial general liability, automobile, and pollution occurrence liability);
- obtain 40 hours of Weatherization specific training annually; and
- be approved by OEO

(Note: Though we currently have a bank of qualified contractors, we periodically advertise.)

## Fraud Prevention


Fraud prevention is built into every phase of our Weatherization process. Every application is documented. All work is verified before payment is rendered. All transactions are performed in accordance with generally accepted accounting principles. We are proud of our record of having no findings or no questioned costs in each audit which is performed annually by an independent, outside audit firm.

## Contact information

Richard Greene, Executive Director  
[greener@4ccs.org](mailto:greener@4ccs.org) or 910-277-3500

Kim E. Clark, Operations Manager  
[clarkke@4ccs.org](mailto:clarkke@4ccs.org) or 910-277-3521

Thank you!



## Senate Select Committee on Economic Recovery

Wednesday, April 22, 2009  
Immediately after Session  
Room 544 LOB

### AGENDA

*Chair: Senator Martin Nesbitt, Jr.*

|                                       |   |
|---------------------------------------|---|
| Opening Remarks                       | Senator Nesbitt                               |
| Workforce Investment Act              | Dale Carroll<br>Commerce Department           |
| Questions                             |   |
| Unemployment Insurance Administration | David Clegg<br>Employment Security Commission |
| Questions                             |   |
| Senate Use of Stimulus Funds          | Mark Bondo, Fiscal Research                   |
| Questions                             |   |

**NC Department of Commerce**  
**Division of Workforce Development**

**American Recovery and Reinvestment Act**  
**(ARRA)**  
**Workforce Development**

**April 22, 2009**



**NORTH CAROLINA**  
*the state of minds*

# NC Worker Situation

- Latest NC Unemployment Rate: 10.8%.
- Unemployment rate projected to remain high for foreseeable future.
- The 4th highest unemployment rate in the country.
- 10.8% computes to 490,000 NC citizens out of work in total labor force of 4,563,112.
- Does not include the underemployed and those citizens who have dropped out of the labor force.

# ● ● ●

## Components of the American Recovery and Reinvestment Act

- Clean, Efficient, American Energy.
- Transforming Our Economy with Science and Technology.
- Modernizing Roads, Bridges, Transit and Waterways.
- Education for the 21st Century.
- Tax Cuts to Make Work Pay and Create Jobs.
- Lowering Healthcare Costs.
- ***Helping Workers Hurt by the Economy.***
- Saving Public Sector Jobs and Protecting Vital Services.

## Focus on Workers a Priority

- Made Workforce Investment Act (WIA) and workforce programs a priority.
- \$4 billion to WIA.
- \$400 million to reemployment.
- \$200 million to National Emergency Grants.
- \$750 million high demand industry grants—  
Green and Healthcare.

# Key Federal Level Expectations

- Transparency and accountability (Government Accounting Office, US Department of Labor, OERI).
- Expedited and effective use of funds.
- Substantial increase in numbers of customers served and receiving training.
- Emphasis on services for hard to serve populations and provisions of support services and needs based payments.
- Investments connected to economic growth.

# WIA Funding in Recovery Package for NC

\$79,827,136.00 (Total)

- \$10,337,165.00 in Funding for Adults.
- \$25,070,698.00 in Funding for Youth.  
(Summer Youth Employment activities)
- \$44,419,273.00 in Funding for Dislocated  
Workers.

# WIA Funding Distribution

## Local Areas

- \$56,748,247.00—allocated to the 24 local Workforce Development Boards.
  - >\$21,310,093.00 to serve Youth
  - >\$8,786,590.00 to serve Adults
  - >\$26,651,564.00 to serve Dislocated Workers

*Use of these funds have been reviewed by the OERI and encumbered to the 24 Boards.*

# Funding Distribution

## State Level

- \$23,078,889.00 –state level funding reserve for statewide and priority programming.
  - >\$3,000,000.00—allocated for state administrative cost (4% of total allocation)
  - >\$20,078,889.00—allocated for statewide/priority programs
- *\$13,450,000.00 reviewed by OERI and encumbered to fund the JobsNOW “12 and 6” program through the Community College System.*

# Challenges and Opportunities

- Pressures to use this funding, and use in ways that impacts condition of workers.
- Expectations that funds will be spent quickly and wisely.
- Gear up and operate a large Summer Youth Employment program.
- Real opportunity to implement program measures that may have long-term benefits (JobsNOW for example).
- Significant oversight—Federal, State (executive and legislative). Accountability and Transparency.
- Opportunity to reach low income and low skilled workers.

**American Recovery and  
Reinvestment Act  
Employment Security  
Commission  
of North Carolina**



**David L. Clegg  
Deputy Chairman and  
Chief Operation Officer**

**Program Changes**

- Federal Additional Compensation (FAC) program (Feb 2009 - July 2010)
  - Additional \$25.00
- Extended Benefits
  - 100% Federally funded for claims after February 19
  - Triggered on in October (13 weeks)
  - High Unemployment trigger in April (additional 7 wks)
- Extension of Emergency Unemployment Compensation (EUC08)
  - Extended program until December 2009 and phased out by May 2010

**Unemployment Compensation  
Programs**

- Unemployment Insurance (26 weeks)
- Extended Unemployment Compensation (EUC Tier I) (20 Weeks)
- Extended Unemployment Compensation (EUC Tier II) (13 Weeks)
- Federal Additional Compensation (FAC)
- Extended Benefits (EB) and EB HUP (20 Weeks)

---

---

---

---

---

---

---

---

---

---

---

---

---

---

---

---

---

---

---

---

---

---

---

---

**American Recovery and Reinvestment Act**

- Unemployment Insurance Special Administrative Transfer
- Wagner-Peyser Act and Reemployment Service
- Unemployment Insurance Modernization Incentive Payments
- Trade Adjustment Assistance

---

---

---

---

---

---

---

---

**Special Provisions**

- Amendments Affecting Interest due on Title XII Advances
  - Suspends all interest payments on Federal Loans until December 31, 2010
- Suspension of Federal Income Tax on the first \$2,400 of UI Benefits

---

---

---

---

---

---

---

---

**UI Special Administrative Transfer**

- Distribution utilizes "Reed Act" distribution.
- State share is based on its share of FUTA taxable wages multiplied by the \$500,000,000 authorized by the amendments.
- North Carolina's Allocation \$14,647,397

---

---

---

---

---

---

---

---

### UI Special Administrative Funds

- Internet initial and continued claims application replacement (\$750,000)
- Internet electronic fact finding (\$500,000)
- Telephone electronic fact finding (\$500,000)
- Automated employer claims verification application (\$500,000)
- System updates to comply with audit requirements (\$300,000)
- Application monitoring software (\$150,000)

---

---

---

---

---

---

---

---

### UI Special Administrative Transfer

- Firewall replacement (\$100,000)
- Virtualization pilot (\$320,000)
- Security enhancements to meet SSA, IRS, ETA, OCSE, DHS and related requirements (\$985,000)
- Portal upgrade (\$400,000)
- IS staff, contract staff, consulting support and associated expenses (\$2,500,000)
- Development of information systems, products and analyses of unemployment system data (including CFS) (\$1,147,000)

---

---

---

---

---

---

---

---

### UI Special Administrative Funds

- Expand system backup, DR and business continuity (\$345,000)
- Scanning, imaging and OCR (\$3,500,000)
- Content management and workflow system (\$2,250,000)
- Critical server replacement (\$150,000)
- SAN expansion (\$100,000)
- Core switch replacement (\$150,000)

---

---

---

---

---

---

---

---

### Wagner-Peyser Act and Reemployment Service

- Provides funding for Wagner Peyser activities and Reemployment Services to Unemployment Insurance Claimants
- North Carolina's total allocation \$11,091,396
  - Approximately \$7 million will be utilized to employ local staff to provide Reemployment Services
  - Remaining \$4 million will be used for equipment and supportive maintenance for self and assisted services

---

---

---

---

---

---

---

---

### Wagner-Peyser

- Implementation and administering the provisions of state law that qualify the state for the incentive payments;
- Improved outreach to individuals who might be eligible by virtue of these provisions;
- The improvement of unemployment benefit and tax operations, including responding to increased demand for unemployment benefits; and
- Staff-assisted reemployment services for unemployment claimants.

---

---

---

---

---

---

---

---

### Unemployment Insurance Modernization Incentive Payments

- Incentive payments to states utilizing "Reed Act" distribution (NC - \$205,063,552)

#### Incentive payments

1/3 - Alternate Base Period (\$68,354,517)

2/3 - Modernization of UI Eligibility (136,709,035)

- Part Time Workers
- Domestic Violence
- Trailing Spouse
- Undue Family Hardship

---

---

---

---

---

---

---

---

## UI Modernization Funds

- Unemployment insurance core systems replacement (\$150 million)
  - Benefit payment system
  - Tax system
- Benefit payments (remaining balance)

---

---

---

---

---

---

---

---

## Trade Adjustment Assistance

- TAA expanded and changed in several ways.
  - Include workers in firms in the services sector
  - Expands the universe of adversely affected secondary workers that could be eligible for TAA.
  - State will receive additional funds for provision of employment and case management services.
  - Renames ATAA (Alternative Trade Adjustment Assistance) to reemployment TAA.
  - Expands TAA for Farmers program to include fisherman as well as farmers.
  - Expands Health Care Tax program to cover 80% of allowable cost.
  - Office of TAA at the US DOL ETA

---

---

---

---

---

---

---

---

## Employment Security Commission

### American Recovery and Reinvestment Act

Presented by:  
David L. Clegg  
Deputy Chairman and  
Chief Operation Officer

---

---

---

---

---

---

---

---

**North Carolina Estimated Federal Share of 2009 Federal Stimulus Funds Under ARRA  
As of April 21, 2009**

| ARRA Source of Funds   | FY 2009-10 Estimate      | FY 2010-11 Estimate | Gov's Budget FY 2009-10 | Gov's Budget FY 2010-11 | Does Gov's Budget Supplant or Expand?               | Senate FY 2009-10 | Senate FY 2010-11 | Does Senate Supplant or Expand?                     |
|--|--------------------------|---------------------|-------------------------|-------------------------|---|-------------------|-------------------|---|
| <b>General</b>   |                          |                     |                         |                         |   |                   |                   |   |
| Fiscal Stabilization Funds: Education                                    | 580,965,782              | 580,965,782         | 580,966,000             | 580,966,000             | Backfill for revenue shortfalls;mitigate reductions | 580,966,000       | 580,966,000       | Backfill for revenue shortfalls;mitigate reductions |
| Fiscal Stabilization Funds: General                                      | 129,261,335              | 129,261,335         | 129,261,335             | 129,261,335             | Backfill for revenue shortfalls;mitigate reductions | 129,261,335       | 129,261,335       | Backfill for revenue shortfalls;mitigate reductions |
| Medicaid Disproportionate Share  | 7,224,524                | 7,224,526           | 24,994,954              | -                       | Backfill for revenue shortfalls;mitigate reductions | 7,314,833         | 7,314,833         | Backfill for revenue shortfalls;mitigate reductions |
| <b>Education</b>   |                          |                     |                         |                         |   |                   |                   |   |
| Title I Grants   | 128,728,180              | 128,728,180         | 167,064,680             | 167,064,680             |   | 167,064,680       | 167,064,680       |   |
| Title I School Improvement (Low-achieving, high-poverty children)        | 38,336,500               | 38,336,500          | 38,339,798              | 38,339,798              | Supplant  | 38,339,798        | 38,339,798        | Supplant  |
| Special Education (IDEA: Part B)   | 157,205,020              | 157,205,020         | 163,240,590             | -                       |   | 163,240,590       |                   |   |
| Preschool Special Education (IDEA: Part B)                               | 6,035,571                | 6,035,571           | -                       | -                       |   |                   |                   |   |
| Homeless Student Assistance (McKinney-Vento Homeless Assistance program) | 645,000                  | 645,000             | -                       | -                       |   |                   |                   |   |
| Education Technology   | 8,179,529                | 8,179,529           | 4,000,000               | 4,000,000               | Supplant  | 4,000,000         | 4,000,000         | Supplant  |
| Impact Aid   | -                        | -                   | -                       | -                       |   |                   |                   |   |
| Education Fund   | [650,000,000 nationally] |                     | -                       | -                       |   |                   |                   |   |

**North Carolina Estimated Share of 2009 Federal Stimulus Funds Under ARRA  
As of April 21, 2009**

| ARRA Source of Funds  | FY 2009-10 Estimate | FY 2010-11 Estimate        | Gov's Budget FY 2009-10 | Gov's Budget FY 2010-11 | Does Gov's Budget Supplant or Expand? | Senate FY 2009-10 | Senate FY 2010-11 | Does Senate Supplant or Expand? |
|---|---------------------|----------------------------|-------------------------|-------------------------|---------------------------------------|-------------------|-------------------|---------------------------------|
| Teacher Incentive   |                     | [200,000,000 nationally]   | -                       | -                       |                                       |                   |                   |                                 |
| Statewide Longitudinal Data Systems                                   |                     | [250,000,000 nationally]   | -                       | -                       |                                       |                   |                   |                                 |
| State Incentive Funds   |                     | [4,350,000,000 nationally] | -                       | -                       |                                       |                   |                   |                                 |
| Comm. College/ Training Grants  |                     | [90,000,000 nationally]    | -                       | -                       |                                       |                   |                   |                                 |
| Higher Ed Teacher Quality   |                     | Pending                    | -                       | -                       |                                       |                   |                   |                                 |
| Adult Employ/Training   |                     | [3,950,000,000 nationally] | -                       | -                       |                                       |                   |                   |                                 |
| School Lunch Equipment  |                     | 3,313,727                  | -                       | -                       |                                       |                   |                   |                                 |
| National Science Foundation Research and Related Activities           |                     | [2,500,000,000 nationally] | -                       | -                       |                                       |                   |                   |                                 |
| National Center for Research Resources                                |                     | [1,300,000,000 nationally] | -                       | -                       |                                       |                   |                   |                                 |
| National Institute of Standards and Technology Research Facilities    |                     | [360,000,000 nationally]   | -                       | -                       |                                       |                   |                   |                                 |
| Electric Drive Vehicle Battery and Component Manufacturing Initiative |                     | [2,000,000,000 nationally] |                         |                         |                                       |                   |                   |                                 |
| Transportation Electrification  |                     | [400,000,000 nationally]   |                         |                         |                                       |                   |                   |                                 |
| <b>General Government</b>   |                     |                            |                         |                         |                                       |                   |                   |                                 |
| Violence Against Women: Transitional Housing                          |                     | [43,000,000 nationally]    | -                       | -                       |                                       |                   |                   |                                 |
| State Energy Programs   |                     | 37,994,500                 | 37,994,500              |                         |                                       |                   |                   |                                 |
| NC Green Business Fund  |                     |                            | 5,000,000               |                         | Expand                                | 5,000,000         |                   | Expand                          |
| Coastal Sounds Wind Study   |                     |                            |                         |                         |                                       | 300,000           |                   | Expand                          |

**North Carolina Estimated Federal Share of 2009 Federal Stimulus Funds Under ARRA  
As of April 21, 2009**

| ARRA Source of Funds  | FY 2009-10 Estimate        | FY 2010-11 Estimate | Gov's Budget FY 2009-10 | Gov's Budget FY 2010-11 | Does Gov's Budget Supplant or Expand? | Senate FY 2009-10                                   | Senate FY 2010-11 | Does Senate Supplant or Expand?        |
|---|----------------------------|---------------------|-------------------------|-------------------------|---------------------------------------|---|-------------------|--|
| Biofuels Center of North Carolina   |                            |                     |                         |                         |                                       | 3,000,000   |                   | Expand                                 |
| Public Housing Capital Fund Competitive Grants  | [1,000,000,000 nationally] |                     | -                       | -                       |                                       |   |                   |  |
| HOME Investment Partnership Program   | 26,076,344                 | 26,076,344          | -                       | -                       |                                       |   |                   |  |
| Assisted Housing Stability and Energy and Green<br>Profit Investments   | [2,250,000,000 nationally] |                     | -                       | -                       |                                       |   |                   |  |
| Neighborhood Stabilization Program  | [2,000,000,000 nationally] |                     | -                       | -                       |                                       |   |                   |  |
| Homelessness Prevention Fund  | 14,539,194                 | 14,539,194          | -                       | -                       |                                       |   |                   |  |
| Low-Income Housing Project Grants to Replace<br>Tax Credit (Optional)   | -                          | -                   | -                       | -                       |                                       |   |                   |  |
| <b>Health and Human Services</b>  |                            |                     |                         |                         |                                       |   |                   |  |
| Early Intervention (IDEA: Part C)   | 6,365,341                  | 6,365,341           |                         |                         |                                       |   |                   |  |
| TANF  | 150,000,000                | 37,500,000          | -                       | -                       |                                       |   |                   |  |
| TANF Supplemental Grants  | 27,075,000                 | 9,025,000           | -                       | -                       |                                       |   |                   |  |
| Community Services Block Grant  | 8,747,708                  | 11,663,611          | 21,870,834              | 4,374,166               | Expand                                | 21,870,834  | 4,374,166         | Expand                                 |
| Child Care and Development Block Grants   | 67,543,134                 | -                   | 67,543,134              | -                       | Expand                                | 67,533,134  | -                 | -                                      |
| <i>Child care subsidies &amp; market rate increase<br/>ARRA-required quality-enhancement activities<br/>Admin. funds for local governments<br/>More-at-Four program</i> |                            |                     |                         |                         |                                       | 16,759,163<br>11,519,144<br>2,030,661<br>37,224,166 | -<br>-<br>-<br>-  | Expand<br>Expand<br>Expand<br>Supplant |
| Vocational Rehabilitation Agency Funding  | 9,014,504                  | 9,014,504           | 7,728,281               | 7,728,280               | Expand                                | 7,728,281   | 7,728,281         | Expand                                 |

**North Carolina Estimated Share of 2009 Federal Stimulus Funds Under ARRA  
As of April 21, 2009**

| ARRA Source of Funds  | FY 2009-10    | FY 2010-11               | Gov's Budget  | Gov's Budget | Does Gov's Budget   | Senate      | Senate      | Does Senate         |
|---|---------------|--------------------------|---------------|--------------|---------------------|-------------|-------------|---------------------|
|   | Estimate      | Estimate                 | FY 2009-10    | FY 2010-11   | Supplant or Expand? | FY 2009-10  | FY 2010-11  | Supplant or Expand? |
| Older Blind Individuals/VR  | 521,182       | 521,182                  | 2,008,581     | 2,008,581    | Expand              | 2,008,581   | 2,008,581   | Expand              |
| Child Support Enforcement (Incentive Payments)                          | 26,350,000    | 26,350,000               | 2,214,542     | 330,000      | Supplant            | 2,214,542   | 330,000     | Supplant            |
| Weatherization Assistance Grants  | 131,954,536   | -                        | 112,000,000   | 24,715,178   | Expand              | 131,954,536 | -           | Expand              |
| Medicaid Federal Match (FMAP) Increase                                  | 1,090,000,000 | 540,000,000              | 1,003,677,475 | 500,711,010  | Supplant            | 920,377,105 | 514,514,329 | Supplant            |
| Medicaid FMAP Increase-local administration                             |               |                          | 5,473,985     | 5,473,985    | Supplant            | 5,473,985   | 5,473,985   | Supplant            |
| Transitional Medical Assistance   | Pending       | Pending                  | -             | -            |                     |             |             |                     |
| Foster Care and Adoption Federal Match (FMAP) increase                  | 5,233,109     | 2,616,554                | 2,840,410     | 726,309      | Supplant            | 2,840,410   | 726,309     | Supplant            |
| Community Health Centers  | 332,323       | -                        | -             | -            |                     |             |             |                     |
| Electronic Health Record Technology (multiple projects)                 | Pending       | Pending                  | 21,060,455    | 31,662,312   | Supplant            | 21,060,455  | 31,662,312  | Supplant            |
| Prevention and Wellness Fund Grants (Immunization)                      | 5,153,105     | 5,153,105                | 5,689,500     | 5,689,500    | Expand              | 5,689,500   | 5,689,500   | Expand              |
| Prevention and Wellness Fund Grants (Other)                             | Pending       | Pending                  | -             | -            |                     |             |             |                     |
| Supplemental Nutrition Assistance Program (Food Stamps), Administration | 4,700,000     | 4,700,000                | -             | -            |                     |             |             |                     |
| WIC   |               | [500,000,000 nationally] | -             | -            |                     |             |             |                     |
| Senior Community Service Employment Program                             | 1,583,153     | 1,583,153                | -             | -            | Expand              | 552,498     | -           | Expand              |
| Senior Meals Programs   | 1,384,392     | 1,384,392                | 3,700,000     | -            | Expand              | 2,768,783   | -           | Supplant            |

**Justice and Public Safety**

Byrne/JAG Grants: 17,245,779      17,245,779

Improve Court Operations 23,850,000      750,000

Expand

Expand

**North Carolina Estimated Federal Share of 2009 Federal Stimulus Funds Under ARRA  
As of April 21, 2009**

| ARRA Source of Funds   | FY 2009-10 | FY 2010-11                 | Gov's Budget | Gov's Budget | Does Gov's Budget   | Senate     | Senate     | Does Senate         |
|--|------------|----------------------------|--------------|--------------|---------------------|------------|------------|---------------------|
|  | Estimate   | Estimate                   | FY 2009-10   | FY 2010-11   | Supplant or Expand? | FY 2009-10 | FY 2010-11 | Supplant or Expand? |
| GangNet  |            |                            | 1,800,000    |              | Expand              | 1,800,000  |            | Expand              |
| SBI/Meth Investigations  |            |                            | 500,000      |              | Expand              | 500,000    |            | Expand              |
| Gang Prevention/Intervention Pilot   |            |                            | 6,000,000    |              | Expand              | 6,000,000  |            | Expand              |
| Add'l Juvenile Court Counselors  |            |                            | 1,500,000    |              | Expand              | 1,500,000  |            | Expand              |
| Add'l Probation/Parole Officers  |            |                            | 1,235,311    |              | Expand              | 1,235,311  |            | Expand              |
| VIPER Radios (state)   |            |                            | 1,264,689    |              | Expand              | 1,264,689  |            | Expand              |
| VIPER Radios (locals)  |            |                            | 5,000,000    |              | Expand              | 5,000,000  |            | Expand              |
| Gang Prevention/Intervention Grants (JCPCS)                                  |            |                            | 5,000,000    |              | Expand              | 5,000,000  |            | Expand              |
| State's Gang Task Force  |            |                            | 200,000      |              | Expand              | 200,000    |            | Expand              |
| COPs Supplemental Grants (locals)  |            |                            | 400,000      |              | Expand              | 400,000    |            | Expand              |
| SHP Supervisors Training   |            |                            | 200,000      |              | Expand              | 200,000    |            | Expand              |
| Community Oriented Policing Services (COPS)                                  |            | [1,000,000,000 nationally] | -            | -            | -                   | -          | -          | -                   |
| Violence Against Women: STOP Grants (Services-Training-Officers-Prosecutors) | 3,784,000  | -                          | -            | -            | -                   | -          | -          | -                   |
| Violence Against Women: Domestic Violence and Sexual Assault Coalitions      | 156,250    | -                          | -            | -            | -                   | -          | -          | -                   |
| Victims of Crime Act (VOCA) grants:  | 647,906    | -                          | -            | -            | -                   | -          | -          | -                   |
| Victim Compensation  |            |                            |              |              |                     |            |            |                     |
| Victims of Crime Act (VOCA) grants:  | 1,110,000  | -                          | -            | -            | -                   | -          | -          | -                   |
| Victim Assistance  |            |                            |              |              |                     |            |            |                     |
| Victims of Crime Act (VOCA) Competitive Grants                               |            | [\$5 million nationally]   | -            | -            | -                   | -          | -          | -                   |
| Internet Crimes Against Children Task Force Program                          | 879,040    | -                          | -            | -            | -                   | -          | -          | -                   |
| National Guard Headquarters Construction                                     | 41,500,000 | -                          | -            | -            | -                   | -          | -          | -                   |
| <b>Natural and Economic Resources</b>  |            |                            |              |              |                     |            |            |                     |
| Port Security Grants: Morehead City and Wilmington                           | 7,370,623  | -                          | -            | -            | -                   | -          | -          | -                   |
| Wildland Fire Management Grants  |            | [250,000,000 nationally]   | -            | -            | -                   | -          | -          | -                   |
| Unemployment Insurance: Admin  | 14,647,397 | -                          | -            | -            | -                   | -          | -          | -                   |

**North Carolina Estimated Share of 2009 Federal Stimulus Funds Under ARRA  
As of April 21, 2009**

| RA Source of Funds   | FY 2009-10                 | FY 2010-11          | Gov's Budget | Gov's Budget | Does Gov's Budget   | Senate     | Senate     | Does Senate         |
|--|----------------------------|---------------------|--------------|--------------|---------------------|------------|------------|---------------------|
|  | Estimate                   | Estimate            | FY 2009-10   | FY 2010-11   | Supplant or Expand? | FY 2009-10 | FY 2010-11 | Supplant or Expand? |
| Unemployment Insurance: Incentives to Modernize and Expand Eligibility | 205,064,000                | -                   | -            | -            | -                   |            |            |                     |
| Unemployment Compensation Benefits                                     | \$17.0 b nationally        | \$20.5 b nationally | -            | -            | -                   |            |            |                     |
| Employment Services Grants (Wagner-Peyser)                             | 11,091,396                 | -                   | -            | -            | -                   |            |            |                     |
| Energy Efficiency and Conservation Block Grants                        | 29,025,150                 | 29,025,150          | -            | -            | -                   | 8,000,000  |            | Expand              |
| Alternative Fueled Vehicles Pilot Grant Program                        | [300,000,000 nationally]   |                     | -            | -            | -                   |            |            |                     |
| Clean Water State Revolving Funds                                      | 71,443,500                 | -                   | -            | -            | -                   |            |            |                     |
| Drinking Water Revolving Funds   | 65,625,000                 | -                   | -            | -            | -                   |            |            |                     |
| Army Corps of Engineers Construction Projects                          | [2,000,000,000 nationally] |                     | -            | -            | -                   |            |            |                     |
| Army Corps of Engineers Operation and Maintenance Projects             | [2,075,000,000 nationally] |                     | -            | -            | -                   |            |            |                     |
| Hazardous Substance Superfund  | [600,000,000 nationally]   |                     | -            | -            | -                   |            |            |                     |
| Leaking Underground Storage Tank Trust Fund                            | [200,000,000 nationally]   |                     | -            | -            | -                   |            |            |                     |
| Brownfield Remediation   | [100,000,000 nationally]   |                     | -            | -            | -                   |            |            |                     |
| Diesel Emission Reduction Act Grants                                   | [212,000,000 nationally]   |                     | -            | -            | -                   |            |            |                     |
| State Clean Diesel Program   | 1,730,000                  | -                   | -            | -            | -                   |            |            |                     |
| Watershed and Flood Prevention   | [290,000,000 nationally]   |                     | -            | -            | -                   |            |            |                     |

**North Carolina Estimated Federal Share of 2009 Federal Stimulus Funds Under  
As of April 21, 2009**

| ARRA Source of Funds  | FY 2009-10 Estimate | FY 2010-11 Estimate        | Gov's Budget FY 2009-10 | Gov's Budget FY 2010-11 | Does Gov's Budget Supplant or Expand? | Senate FY 2009-10 | Senate FY 2010-11 | Does Senate Supplant or Expand? |
|---|---------------------|----------------------------|-------------------------|-------------------------|---------------------------------------|-------------------|-------------------|---------------------------------|
| Watershed Rehabilitation Program  |                     | [50,000,000 nationally]    | -                       | -                       | -                                     |                   |                   |                                 |
| Community Development Block Grant: Non-Entitlement Funds  | 6,040,307           | 6,040,307                  | -                       | -                       | -                                     |                   |                   |                                 |
| Broadband Technology Opportunities Program  |                     | [4,350,000,000 nationally] | -                       | -                       | -                                     |                   |                   |                                 |
| Broadband Mapping Grants  |                     | [350,000,000 nationally]   | -                       | -                       | -                                     |                   |                   |                                 |
| Workforce Investment Act: Youth Activities  | 12,535,349          | 12,535,349                 | -                       | -                       | -                                     |                   |                   |                                 |
| Workforce Investment Act: Adult Activities  | 5,168,583           | 5,168,583                  | -                       | -                       | -                                     |                   |                   |                                 |
| Workforce Investment Act: Dislocated Worker Activities  | 22,209,637          | 22,209,637                 | -                       | -                       | -                                     |                   |                   |                                 |
| <b>Transportation</b>   |                     |                            |                         |                         |                                       |                   |                   |                                 |
| Transit Capital Assistance  | 103,304,242         | -                          | -                       | -                       | -                                     |                   |                   |                                 |
| Bridges: Reconstruction or removal of railroad or highway bridges; grants awarded via Coast Guard |                     | [142,000,000 nationally]   | -                       | -                       | -                                     |                   |                   |                                 |
| Highway Infrastructure Investment   | 735,527,000         | -                          | -                       | -                       | -                                     |                   |                   |                                 |
| Capital Assistance for High Speed Rail Corridors and Intercity Passenger Rail Service             |                     | [8,000,000,000 nationally] | -                       | -                       | -                                     |                   |                   |                                 |
| Supplemental Discretionary Grants for a National Surface Transportation System                    |                     | [1,500,000,000 nationally] | -                       | -                       | -                                     |                   |                   |                                 |
| Capital Investment Grants   |                     | [750,000,000 nationally]   | -                       | -                       | -                                     |                   |                   |                                 |
| Supplemental Grants for Assistance to Small Shipyards   |                     | [100,000,000 nationally]   | -                       | -                       | -                                     |                   |                   |                                 |
| Set Aside for Construction of Ferry Boats and Terminals   |                     | [60,000,000 nationally]    | -                       | -                       | -                                     |                   |                   |                                 |



## Senate Select Committee on Economic Recovery

Tuesday, April 28, 2009  
Immediately after Session  
Room 544 LOB

### AGENDA

*Chair: Senator Martin Nesbitt, Jr.*

|                         |                        |
|-------------------------|------------------------|
| Opening Remarks         | Senator Martin Nesbitt |
| FMAP Increases Medicaid | Steve Owen, DMA        |
| Questions               |                        |
| Foster Care             | Kevin Kelley, DSS      |
| Questions               |                        |

## Federal Participation in the North Carolina Medicaid Program



---

---

---

---

---

---

---

---

### *Federal Participation in Medicaid*

- The federal participation is not an allotment – NC must spend the dollars to draw the federal portion
- County participation in Medicaid ends in SFY 2010
- Federal Participation based on each State's relative economy



DIVISION OF MEDICAL ASSISTANCE

1

---

---

---

---

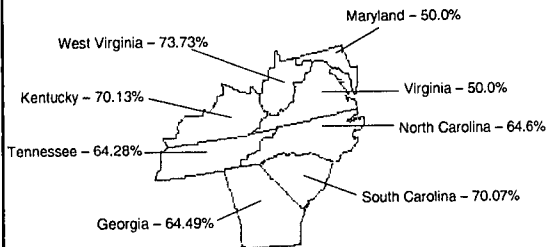
---

---

---

---

### *Comparative Federal Rates*



DIVISION OF MEDICAL ASSISTANCE

2

---

---

---

---

---

---

---

---

### Temporary Enhancement in Federal Participation

- Temporary fiscal relief intended to enable states to maintain or restore the Medicaid coverage they would otherwise be forced to reduce
- Duration of relief 10/1/08 – 12/31/10
- North Carolina has drawn \$415,000,000 in additional funds through 3/31/09

3




---

---

---

---

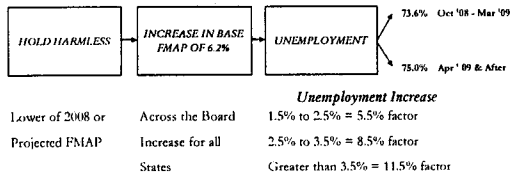
---

---

---

---

### Components of Temporary Enhancement



4




---

---

---

---

---

---

---

---

### Requirements for Enhanced Funding

- Recipient eligibility criteria, no more restrictive than in effect 7/1/08 – have until 7/1/09 to restore – if later then enhanced eligibility effective prospective from date of restoration.
- Can not expand eligibility
- May not deposit funds in a “rainy day” fund or reserve
- Can not require a greater contribution of non-Federal share by political subdivisions than existed as of 9/30/08

5




---

---

---

---

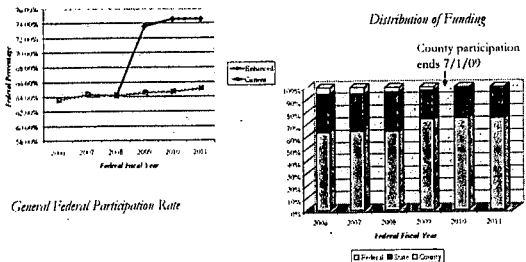
---

---

---

---

## Amount of Temporary FMAP Enhancement



6




---

---

---

---

---

---

---

---

---

---

---

---

## Other Federal Participation Rates

- Breast and Cervical Cancer
- Refugees and Indians
- Administrative Expenses
- Family Planning Services
- Approximately 75% federal – county participation ends 7/1/09
- 100% federal
- 50% or 75% federal
- 90% federal – county participation ends 7/1/09

7




---

---

---

---

---

---

---

---

---

---

---

---

## Estimated Impact of Enhanced FMAP

- SFY 2009                      \$605 million
- SFY 2010                      \$986 million
- SFY 2011                      \$525 million

AMOUNTS BEFORE ANY BUDGET REDUCTIONS

8




---

---

---

---

---

---

---

---

---

---

---

---

## *Federal Participation in Medicaid*

- Level of Participation
- Key Components of Enhanced FMAP
- Basis for Receiving Federal Funds
- NC Changes
- Based North Carolina's relative economic situation
- Hold Harmless, 6.2% Increase, Unemployment and Temporary Duration
- Matched to expenditures
- County participation ends 7/1/09

9



---

---

---

---

---

---

---

---

## *Questions*

Steve Owen  
Chief Business Operating Officer  
919-855-4123

10



---

---

---

---

---

---

---

---

# American Recovery and Reinvestment Act

## Foster Care and Adoption Assistance

### Foster Care Basics

- Several components for federal IV-E participation
  - o Administration: Costs associated with professional services (fixed %50)
  - o Training: Preparation and support of professional services (fixed %75)
  - o Maintenance: Direct support for the children; Room, Board and Supervision. (annually calculated, FFY 08-09 64.04%, pre-ARRA.)

## Adoption Assistance

- Almost all children adopted from foster care qualify for Assistance
- Federal support is in IV-E and IV-B funding streams
- Only IV-E is subject to the temporary increase.

## Federal Medicaid Assistance Percentage

- Federal Financial Participation
- Temporary increase of 6.2% effective October 1, 2008 through December 31, 2010.
- Financial relief for Child Welfare programs underfunded; Foster Care Hold Harmless and Child Medical Evaluation program.



## Joint Select Committee on Economic Recovery

Wednesday, April 29, 2009  
Immediately after Session  
Room 414 LOB

### AGENDA

*Co-Chair: Senator Martin Nesbitt, Jr.*  
*Co-Chair: Representative Joe Tolson*

|                                |                             |
|--------------------------------|-----------------------------|
| Introduction                   | Senator Martin Nesbitt      |
| SNAP (Food Stamps)             | Dean Simpson                |
| Questions                      |                             |
| Senate Use of Stimulus Dollars | Mark Bondo, Fiscal Research |

**SNAP**  
**Supplemental Nutrition Assistance Program**

- **The American Recovery and Reinvestment Act (ARRA) provided \$20 billion, including a 13.6% benefit increase for all active recipients effective April 1, 2009. The Recovery Act also provided administrative money for states to use in administrating the SNAP program throughout the state. North Carolina received \$4,614,677 for FFY 2009 and approximately \$5,000,000 for FFY 2010. The 2009 allocation is available between April 2009 and September 30, 2009. The second allocation is available beginning October 1, 2010 until September 30, 2010. Funds will not carry forward from one FFY to the next.**
- **As of March 2009 North Carolina had 1,122,281 individuals receiving Food and Nutritional Services. The number of households receiving assistance has increased 18.8% during the past year. The average number of applications taken monthly statewide for the first quarter of 2009 was 15,798.**
- **In response to the economic downturn, the recovery funds will allow North Carolina additional funding to administer food assistance benefits and provide assistance to local county DSS offices to manage the increase in the workload. 10% of the recovery funds will be used by the State Office for intensive quality assurance, evaluate and report spending of the recovery money, monitor spending amounts and reallocate if needed, target at-risk counties to review types of errors made during eligibility determination and take appropriate actions to reduce errors and reverse the trend of the State's negative error rate and help to move the State out from under corrective action.**
- **County DSS offices will receive the remainder of the recovery money to use in administering the Food and Nutrition Services program by hiring new staff, pay overtime, contract staff through a staffing agency or any other allowable FNS expenditure that will help provide benefits to eligible recipients.**
- **All recovery funds are to be reported separately using FNS designated service codes.**



**DIVISION OF SOCIAL SERVICES**

**Food and Nutrition Services Administrative ARRA Funds**

**FUNDING SOURCE: USDA**

**EFFECTIVE DATE: April 1, 2009**

**AUTHORIZATION NUMBER: 1**

**ALLOCATION PERIOD**

**FROM APRIL 2009 THRU MAY 2009 SERVICE MONTHS**

**FROM APRIL 2009 THRU JUNE 2009 PAYMENT MONTHS**

| Co. No. | COUNTY     | Initial (or Previous) Allocation<br>Funding Authorization |       |              | Additional Allocation |       |       | Grand Total Allocation |       |              |
|---------|------------|---|-------|--------------|-----------------------|-------|-------|------------------------|-------|--------------|
|         |            | Federal   | State | Total        | Federal               | State | Total | Federal                | State | Total        |
| 01      | ALAMANCE   | \$ 51,239.00  | 0.00  | \$51,239.00  | 0.00                  | 0.00  | 0.00  | \$51,239               | 0.00  | \$51,239.00  |
| 02      | ALEXANDER  | \$ 28,331.00  | 0.00  | \$28,331.00  | 0.00                  | 0.00  | 0.00  | \$28,331               | 0.00  | \$28,331.00  |
| 03      | ALLEGHANY  | \$ 20,000.00  | 0.00  | \$20,000.00  | 0.00                  | 0.00  | 0.00  | \$20,000               | 0.00  | \$20,000.00  |
| 04      | ANSON      | \$ 29,641.00  | 0.00  | \$29,641.00  | 0.00                  | 0.00  | 0.00  | \$29,641               | 0.00  | \$29,641.00  |
| 05      | ASHE       | \$ 26,654.00  | 0.00  | \$26,654.00  | 0.00                  | 0.00  | 0.00  | \$26,654               | 0.00  | \$26,654.00  |
| 06      | AVERY      | \$ 20,000.00  | 0.00  | \$20,000.00  | 0.00                  | 0.00  | 0.00  | \$20,000               | 0.00  | \$20,000.00  |
| 07      | BEAUFORT   | \$ 33,370.00  | 0.00  | \$33,370.00  | 0.00                  | 0.00  | 0.00  | \$33,370               | 0.00  | \$33,370.00  |
| 08      | BERTIE     | \$ 28,558.00  | 0.00  | \$28,558.00  | 0.00                  | 0.00  | 0.00  | \$28,558               | 0.00  | \$28,558.00  |
| 09      | BLADEN     | \$ 31,727.00  | 0.00  | \$31,727.00  | 0.00                  | 0.00  | 0.00  | \$31,727               | 0.00  | \$31,727.00  |
| 10      | BRUNSWICK  | \$ 40,234.00  | 0.00  | \$40,234.00  | 0.00                  | 0.00  | 0.00  | \$40,234               | 0.00  | \$40,234.00  |
| 11      | BUNCOMBE   | \$ 75,064.00  | 0.00  | \$75,064.00  | 0.00                  | 0.00  | 0.00  | \$75,064               | 0.00  | \$75,064.00  |
| 12      | BURKE      | \$ 40,045.00  | 0.00  | \$40,045.00  | 0.00                  | 0.00  | 0.00  | \$40,045               | 0.00  | \$40,045.00  |
| 13      | CABARRUS   | \$ 57,668.00  | 0.00  | \$57,668.00  | 0.00                  | 0.00  | 0.00  | \$57,668               | 0.00  | \$57,668.00  |
| 14      | CALDWELL   | \$ 44,036.00  | 0.00  | \$44,036.00  | 0.00                  | 0.00  | 0.00  | \$44,036               | 0.00  | \$44,036.00  |
| 15      | CAMDEN     | \$ 20,000.00  | 0.00  | \$20,000.00  | 0.00                  | 0.00  | 0.00  | \$20,000               | 0.00  | \$20,000.00  |
| 16      | CARTERET   | \$ 35,086.00  | 0.00  | \$35,086.00  | 0.00                  | 0.00  | 0.00  | \$35,086               | 0.00  | \$35,086.00  |
| 17      | CASWELL    | \$ 27,120.00  | 0.00  | \$27,120.00  | 0.00                  | 0.00  | 0.00  | \$27,120               | 0.00  | \$27,120.00  |
| 18      | CATAWBA    | \$ 63,136.00  | 0.00  | \$63,136.00  | 0.00                  | 0.00  | 0.00  | \$63,136               | 0.00  | \$63,136.00  |
| 19      | CHATHAM    | \$ 28,231.00  | 0.00  | \$28,231.00  | 0.00                  | 0.00  | 0.00  | \$28,231               | 0.00  | \$28,231.00  |
| 20      | CHEROKEE   | \$ 27,109.00  | 0.00  | \$27,109.00  | 0.00                  | 0.00  | 0.00  | \$27,109               | 0.00  | \$27,109.00  |
| 21      | CHOWAN     | \$ 20,000.00  | 0.00  | \$20,000.00  | 0.00                  | 0.00  | 0.00  | \$20,000               | 0.00  | \$20,000.00  |
| 22      | CLAY       | \$ 20,000.00  | 0.00  | \$20,000.00  | 0.00                  | 0.00  | 0.00  | \$20,000               | 0.00  | \$20,000.00  |
| 23      | CLEVELAND  | \$ 54,107.00  | 0.00  | \$54,107.00  | 0.00                  | 0.00  | 0.00  | \$54,107               | 0.00  | \$54,107.00  |
| 24      | COLUMBUS   | \$ 39,557.00  | 0.00  | \$39,557.00  | 0.00                  | 0.00  | 0.00  | \$39,557               | 0.00  | \$39,557.00  |
| 25      | CRAVEN     | \$ 41,378.00  | 0.00  | \$41,378.00  | 0.00                  | 0.00  | 0.00  | \$41,378               | 0.00  | \$41,378.00  |
| 26      | CUMBERLAND | \$ 103,057.00   | 0.00  | \$103,057.00 | 0.00                  | 0.00  | 0.00  | \$103,057              | 0.00  | \$103,057.00 |
| 27      | CURRITUCK  | \$ 20,000.00  | 0.00  | \$20,000.00  | 0.00                  | 0.00  | 0.00  | \$20,000               | 0.00  | \$20,000.00  |
| 28      | DARE       | \$ 25,614.00  | 0.00  | \$25,614.00  | 0.00                  | 0.00  | 0.00  | \$25,614               | 0.00  | \$25,614.00  |
| 29      | DAVIDSON   | \$ 62,600.00  | 0.00  | \$62,600.00  | 0.00                  | 0.00  | 0.00  | \$62,600               | 0.00  | \$62,600.00  |
| 30      | DAVIE      | \$ 25,809.00  | 0.00  | \$25,809.00  | 0.00                  | 0.00  | 0.00  | \$25,809               | 0.00  | \$25,809.00  |
| 31      | DUPLIN     | \$ 34,163.00  | 0.00  | \$34,163.00  | 0.00                  | 0.00  | 0.00  | \$34,163               | 0.00  | \$34,163.00  |
| 32      | DURHAM     | \$ 78,470.00  | 0.00  | \$78,470.00  | 0.00                  | 0.00  | 0.00  | \$78,470               | 0.00  | \$78,470.00  |
| 33      | EDGECOMBE  | \$ 43,211.00  | 0.00  | \$43,211.00  | 0.00                  | 0.00  | 0.00  | \$43,211               | 0.00  | \$43,211.00  |
| 34      | FORSYTH    | \$ 93,002.00  | 0.00  | \$93,002.00  | 0.00                  | 0.00  | 0.00  | \$93,002               | 0.00  | \$93,002.00  |
| 35      | FRANKLIN   | \$ 35,536.00  | 0.00  | \$35,536.00  | 0.00                  | 0.00  | 0.00  | \$35,536               | 0.00  | \$35,536.00  |
| 36      | GASTON     | \$ 79,692.00  | 0.00  | \$79,692.00  | 0.00                  | 0.00  | 0.00  | \$79,692               | 0.00  | \$79,692.00  |
| 37      | GATES      | \$ 20,000.00  | 0.00  | \$20,000.00  | 0.00                  | 0.00  | 0.00  | \$20,000               | 0.00  | \$20,000.00  |
| 38      | GRAHAM     | \$ 20,000.00  | 0.00  | \$20,000.00  | 0.00                  | 0.00  | 0.00  | \$20,000               | 0.00  | \$20,000.00  |
| 39      | GRANVILLE  | \$ 31,994.00  | 0.00  | \$31,994.00  | 0.00                  | 0.00  | 0.00  | \$31,994               | 0.00  | \$31,994.00  |
| 40      | GREENE     | \$ 25,829.00  | 0.00  | \$25,829.00  | 0.00                  | 0.00  | 0.00  | \$25,829               | 0.00  | \$25,829.00  |
| 41      | GUILFORD   | \$ 134,197.00   | 0.00  | \$134,197.00 | 0.00                  | 0.00  | 0.00  | \$134,197              | 0.00  | \$134,197.00 |
| 42      | HALIFAX    | \$ 44,973.00  | 0.00  | \$44,973.00  | 0.00                  | 0.00  | 0.00  | \$44,973               | 0.00  | \$44,973.00  |
| 43      | HARNETT    | \$ 47,355.00  | 0.00  | \$47,355.00  | 0.00                  | 0.00  | 0.00  | \$47,355               | 0.00  | \$47,355.00  |
| 44      | HAYWOOD    | \$ 36,034.00  | 0.00  | \$36,034.00  | 0.00                  | 0.00  | 0.00  | \$36,034               | 0.00  | \$36,034.00  |
| 45      | HENDERSON  | \$ 36,518.00  | 0.00  | \$36,518.00  | 0.00                  | 0.00  | 0.00  | \$36,518               | 0.00  | \$36,518.00  |
| 46      | HERTFORD   | \$ 28,827.00  | 0.00  | \$28,827.00  | 0.00                  | 0.00  | 0.00  | \$28,827               | 0.00  | \$28,827.00  |
| 47      | HOKE       | \$ 32,095.00  | 0.00  | \$32,095.00  | 0.00                  | 0.00  | 0.00  | \$32,095               | 0.00  | \$32,095.00  |

**AUTHORIZATION NUMBER: 1**

|     | COUNTY         | Initial (or Previous) Allocation<br>Funding Authorization |       |                 | Additional Allocation |       |       | Grand Total Allocation |       |                 |
|-----|----------------|---|-------|-----------------|-----------------------|-------|-------|------------------------|-------|-----------------|
|     |                | Federal   | State | Total           | Federal               | State | Total | Federal                | State | Total           |
| 48  | HYDE           | \$ 20,000.00  | 0.00  | 20,000.00       | 0.00                  | 0.00  | 0.00  | \$ 20,000.00           | 0.00  | \$ 20,000.00    |
| 49  | IREDELL        | \$ 46,009.00  | 0.00  | 46,009.00       | 0.00                  | 0.00  | 0.00  | \$ 46,009.00           | 0.00  | \$ 46,009.00    |
| 50  | JACKSON        | \$ 27,949.00  | 0.00  | 27,949.00       | 0.00                  | 0.00  | 0.00  | \$ 27,949.00           | 0.00  | \$ 27,949.00    |
| 51  | JOHNSTON       | \$ 57,519.00  | 0.00  | 57,519.00       | 0.00                  | 0.00  | 0.00  | \$ 57,519.00           | 0.00  | \$ 57,519.00    |
| 52  | JONES          | \$ 20,000.00  | 0.00  | 20,000.00       | 0.00                  | 0.00  | 0.00  | \$ 20,000.00           | 0.00  | \$ 20,000.00    |
| 53  | LEE            | \$ 33,265.00  | 0.00  | 33,265.00       | 0.00                  | 0.00  | 0.00  | \$ 33,265.00           | 0.00  | \$ 33,265.00    |
| 54  | LENOIR         | \$ 43,797.00  | 0.00  | 43,797.00       | 0.00                  | 0.00  | 0.00  | \$ 43,797.00           | 0.00  | \$ 43,797.00    |
| 55  | LINCOLN        | \$ 36,991.00  | 0.00  | 36,991.00       | 0.00                  | 0.00  | 0.00  | \$ 36,991.00           | 0.00  | \$ 36,991.00    |
| 56  | MACON          | \$ 28,772.00  | 0.00  | 28,772.00       | 0.00                  | 0.00  | 0.00  | \$ 28,772.00           | 0.00  | \$ 28,772.00    |
| 57  | MADISON        | \$ 25,346.00  | 0.00  | 25,346.00       | 0.00                  | 0.00  | 0.00  | \$ 25,346.00           | 0.00  | \$ 25,346.00    |
| 58  | MARTIN         | \$ 27,731.00  | 0.00  | 27,731.00       | 0.00                  | 0.00  | 0.00  | \$ 27,731.00           | 0.00  | \$ 27,731.00    |
| 59  | MCDOWELL       | \$ 30,488.00  | 0.00  | 30,488.00       | 0.00                  | 0.00  | 0.00  | \$ 30,488.00           | 0.00  | \$ 30,488.00    |
| 60  | MECKLENBURG    | \$ 234,487.00   | 0.00  | 234,487.00      | 0.00                  | 0.00  | 0.00  | \$ 234,487.00          | 0.00  | \$ 234,487.00   |
| 61  | MITCHELL       | \$ 20,000.00  | 0.00  | 20,000.00       | 0.00                  | 0.00  | 0.00  | \$ 20,000.00           | 0.00  | \$ 20,000.00    |
| 62  | MONTGOMERY     | \$ 28,357.00  | 0.00  | 28,357.00       | 0.00                  | 0.00  | 0.00  | \$ 28,357.00           | 0.00  | \$ 28,357.00    |
| 63  | MOORE          | \$ 34,067.00  | 0.00  | 34,067.00       | 0.00                  | 0.00  | 0.00  | \$ 34,067.00           | 0.00  | \$ 34,067.00    |
| 64  | NASH           | \$ 44,407.00  | 0.00  | 44,407.00       | 0.00                  | 0.00  | 0.00  | \$ 44,407.00           | 0.00  | \$ 44,407.00    |
| 65  | NEW HANOVER    | \$ 59,482.00  | 0.00  | 59,482.00       | 0.00                  | 0.00  | 0.00  | \$ 59,482.00           | 0.00  | \$ 59,482.00    |
| 66  | NORTHAMPTON    | \$ 29,837.00  | 0.00  | 29,837.00       | 0.00                  | 0.00  | 0.00  | \$ 29,837.00           | 0.00  | \$ 29,837.00    |
| 67  | ONslow         | \$ 46,581.00  | 0.00  | 46,581.00       | 0.00                  | 0.00  | 0.00  | \$ 46,581.00           | 0.00  | \$ 46,581.00    |
| 68  | ORANGE         | \$ 36,571.00  | 0.00  | 36,571.00       | 0.00                  | 0.00  | 0.00  | \$ 36,571.00           | 0.00  | \$ 36,571.00    |
| 69  | PAMLICO        | \$ 20,000.00  | 0.00  | 20,000.00       | 0.00                  | 0.00  | 0.00  | \$ 20,000.00           | 0.00  | \$ 20,000.00    |
| 70  | PASQUOTANK     | \$ 31,870.00  | 0.00  | 31,870.00       | 0.00                  | 0.00  | 0.00  | \$ 31,870.00           | 0.00  | \$ 31,870.00    |
| 71  | PENDER         | \$ 32,077.00  | 0.00  | 32,077.00       | 0.00                  | 0.00  | 0.00  | \$ 32,077.00           | 0.00  | \$ 32,077.00    |
| 72  | PERQUIMANS     | \$ 20,000.00  | 0.00  | 20,000.00       | 0.00                  | 0.00  | 0.00  | \$ 20,000.00           | 0.00  | \$ 20,000.00    |
| 73  | PERSON         | \$ 31,015.00  | 0.00  | 31,015.00       | 0.00                  | 0.00  | 0.00  | \$ 31,015.00           | 0.00  | \$ 31,015.00    |
| 74  | PIIT           | \$ 62,283.00  | 0.00  | 62,283.00       | 0.00                  | 0.00  | 0.00  | \$ 62,283.00           | 0.00  | \$ 62,283.00    |
| 75  | POLK           | \$ 20,000.00  | 0.00  | 20,000.00       | 0.00                  | 0.00  | 0.00  | \$ 20,000.00           | 0.00  | \$ 20,000.00    |
| 76  | RANDOLPH       | \$ 55,052.00  | 0.00  | 55,052.00       | 0.00                  | 0.00  | 0.00  | \$ 55,052.00           | 0.00  | \$ 55,052.00    |
| 77  | RICHMOND       | \$ 37,758.00  | 0.00  | 37,758.00       | 0.00                  | 0.00  | 0.00  | \$ 37,758.00           | 0.00  | \$ 37,758.00    |
| 78  | ROBESON        | \$ 74,733.00  | 0.00  | 74,733.00       | 0.00                  | 0.00  | 0.00  | \$ 74,733.00           | 0.00  | \$ 74,733.00    |
| 79  | ROCKINGHAM     | \$ 42,677.00  | 0.00  | 42,677.00       | 0.00                  | 0.00  | 0.00  | \$ 42,677.00           | 0.00  | \$ 42,677.00    |
| 80  | ROWAN          | \$ 54,783.00  | 0.00  | 54,783.00       | 0.00                  | 0.00  | 0.00  | \$ 54,783.00           | 0.00  | \$ 54,783.00    |
| 81  | RUTHERFORD     | \$ 37,950.00  | 0.00  | 37,950.00       | 0.00                  | 0.00  | 0.00  | \$ 37,950.00           | 0.00  | \$ 37,950.00    |
| 82  | SAMPSON        | \$ 38,821.00  | 0.00  | 38,821.00       | 0.00                  | 0.00  | 0.00  | \$ 38,821.00           | 0.00  | \$ 38,821.00    |
| 83  | SCOTLAND       | \$ 34,698.00  | 0.00  | 34,698.00       | 0.00                  | 0.00  | 0.00  | \$ 34,698.00           | 0.00  | \$ 34,698.00    |
| 84  | STANLY         | \$ 35,040.00  | 0.00  | 35,040.00       | 0.00                  | 0.00  | 0.00  | \$ 35,040.00           | 0.00  | \$ 35,040.00    |
| 85  | STOKES         | \$ 29,940.00  | 0.00  | 29,940.00       | 0.00                  | 0.00  | 0.00  | \$ 29,940.00           | 0.00  | \$ 29,940.00    |
| 86  | SURRY          | \$ 40,978.00  | 0.00  | 40,978.00       | 0.00                  | 0.00  | 0.00  | \$ 40,978.00           | 0.00  | \$ 40,978.00    |
| 87  | SWAIN          | \$ 20,000.00  | 0.00  | 20,000.00       | 0.00                  | 0.00  | 0.00  | \$ 20,000.00           | 0.00  | \$ 20,000.00    |
| 88  | TRANSYLVANIA   | \$ 27,072.00  | 0.00  | 27,072.00       | 0.00                  | 0.00  | 0.00  | \$ 27,072.00           | 0.00  | \$ 27,072.00    |
| 89  | TYRRELL        | \$ 20,000.00  | 0.00  | 20,000.00       | 0.00                  | 0.00  | 0.00  | \$ 20,000.00           | 0.00  | \$ 20,000.00    |
| 90  | UNION          | \$ 49,078.00  | 0.00  | 49,078.00       | 0.00                  | 0.00  | 0.00  | \$ 49,078.00           | 0.00  | \$ 49,078.00    |
| 91  | VANCE          | \$ 39,899.00  | 0.00  | 39,899.00       | 0.00                  | 0.00  | 0.00  | \$ 39,899.00           | 0.00  | \$ 39,899.00    |
| 92  | WAKE           | \$ 121,137.00   | 0.00  | 121,137.00      | 0.00                  | 0.00  | 0.00  | \$ 121,137.00          | 0.00  | \$ 121,137.00   |
| 93  | WARREN         | \$ 27,271.00  | 0.00  | 27,271.00       | 0.00                  | 0.00  | 0.00  | \$ 27,271.00           | 0.00  | \$ 27,271.00    |
| 94  | WASHINGTON     | \$ 20,000.00  | 0.00  | 20,000.00       | 0.00                  | 0.00  | 0.00  | \$ 20,000.00           | 0.00  | \$ 20,000.00    |
| 95  | WATAUGA        | \$ 25,915.00  | 0.00  | 25,915.00       | 0.00                  | 0.00  | 0.00  | \$ 25,915.00           | 0.00  | \$ 25,915.00    |
| 96  | WAYNE          | \$ 49,862.00  | 0.00  | 49,862.00       | 0.00                  | 0.00  | 0.00  | \$ 49,862.00           | 0.00  | \$ 49,862.00    |
| 97  | WILKES         | \$ 36,839.00  | 0.00  | 36,839.00       | 0.00                  | 0.00  | 0.00  | \$ 36,839.00           | 0.00  | \$ 36,839.00    |
| 98  | WILSON         | \$ 43,465.00  | 0.00  | 43,465.00       | 0.00                  | 0.00  | 0.00  | \$ 43,465.00           | 0.00  | \$ 43,465.00    |
| 99  | YADKIN         | \$ 28,292.00  | 0.00  | 28,292.00       | 0.00                  | 0.00  | 0.00  | \$ 28,292.00           | 0.00  | \$ 28,292.00    |
| 100 | YANCEY         | \$ 20,000.00  | 0.00  | 20,000.00       | 0.00                  | 0.00  | 0.00  | \$ 20,000.00           | 0.00  | \$ 20,000.00    |
| 150 | Jackson Indian | \$ 20,000.00  | 0.00  | 20,000.00       | 0.00                  | 0.00  | 0.00  | \$ 20,000.00           | 0.00  | \$ 20,000.00    |
| 187 | Swain Indian   | \$ 20,000.00  | 0.00  | 20,000.00       | 0.00                  | 0.00  | 0.00  | \$ 20,000.00           | 0.00  | \$ 20,000.00    |
|     | Total          | \$ 4,161,428.00   | \$ -  | \$ 4,161,428.00 | \$ -                  | \$ -  | \$ -  | \$ 4,161,428.00        | \$ -  | \$ 4,161,428.00 |



## Senate Select Committee on Economic Recovery

Tuesday, May 5, 2009  
Immediately after Session  
Room 544 LOB

### AGENDA

*Chair: Senator Martin Nesbitt, Jr.*

|                               |  |
|-------------------------------|--|
| Introduction                  | Senator Martin Nesbitt                   |
| Health Information Technology | Dr. Steve Cline, Chair of HIT Task Force |
| Questions                     |  |
| Broadband Update              | Mark Bondo, Fiscal Research              |
| Questions                     |  |
| Adjourn                       |  |

**HEALTH IT TASK FORCE  
STEVE CLINE**

**About HIT in ARRA**

**Provider Specific Incentives**

**NC Task Force Strategy and Charge**

**Who Serves**

**Questions and Answers**

# Key Health Information Technology Provisions American Recovery and Reinvestment Act

## Funding

Total Funding for Health Information Technology, includes:

- \$ 2.0 billion for the Office of National Coordinator
  - \$ 300 million in FFY 2009
  - \$1.280 billion in FFY 2010
  - \$ 360 million in FFY 2011
  - \$ 40 million in FFY 2012
- \$21.0 billion in incentives through Medicare and Medicaid to assist healthcare providers to adopt EHRs
- \$ 4.7 billion for National Telecommunications and Information Administration's Broadband Technology Opportunity Program
- \$ 2.5 billion for the USDA's Distance Learning, Telemedicine and Broadband Program
- \$ 1.5 billion for construction, renovation, and equipment for Federally Qualified Health Centers through the Health Resources and Services Administration

## Grants to States

### **Expand the Use of Health Information Technology**

DHHS, acting through the Office of the National Coordinator is to award competitive grants to states to establish a program that facilitates and expands the use of electronic health records.

To be eligible for these competitive grants states must match federal funds, as follows;

- In FFY 2011 the state federal match will be 1:10
- In FFY 2012 the state federal match will be 1:7
- In FFY 2013 the state federal match will be 1:3

### **Loans to Providers**

DHHS, acting through the Office of the National Coordinator is to award competitive grants to states to establish loan programs for health care providers. The state must provide a strategic plan that identifies the intended uses and the amount available through the loan program.

The loans can be used to

1. Facilitate the purchase of EHR technology
2. Enhance the use of EHR technology
3. Train personnel in the use of such technology
4. Improve the secure electronic exchange of health information

To be eligible for these competitive grants the state must agree to make available non-Federal contributions (Foundation funds) at rate of not less than 1:5.

### **Use of grant and loan funds**

The grants and loans can be used to support:

- Health IT architecture
- Development and adoption for EHR systems for health care providers not eligible through the Medicare and Medicaid incentive program
- Training and dissemination of information on best practices

- Infrastructure and tools for the promotion of telemedicine
- Promotion of interoperability of clinical data
- Promotion of technologies and best practices that enhance the protection of health information
- Improvement and expansion of the use of health IT by public health departments

### **Regional Extension Center**

A Health IT Research Center is to be established at the national level to provide technical assistance, develop and recognize best practices, and support the acceleration of the adoption of EHR.

In addition, Health IT Regional Extension Centers will be established to provide technical assistance and disseminate best practices and other information learned from the National Research Center to support and accelerate efforts to adopt, implement, and effectively utilize HIT. Such centers are to be affiliated with a non-profit entity that applies for and receives merit-based awards to operate such a center.

No later than 90 days after the enactment of the ARRA, guidelines on the establishment of the national and regional centers is to be published in the Federal Register.

### **Education and Training**

Assist institutions of higher learning or consortia to establish or expand medical health informatics education programs, including certification, undergraduate, and masters programs, for both health care and information technology students to ensure the rapid and effective utilization and development of health information technology.

#### **Academic Curricula**

Grants to develop academic curricula integrating certified EHR technology in clinical education of the health professionals. Federal funding is not to constitute more than 50% of the total award, except in an instance of national economic conditions which would render the cost sharing as detrimental. In such cases, cost sharing is waived.

#### **Health Informatics**

Assistance is to be provided to institutions of higher education to establish or expand medical health informatics education programs.

Eligible entities would be:

- School of Medicine, Osteopathic Medicine, Dentistry, or Pharmacy
- Graduate program in behavioral or mental health, or any other graduate health profession school
- Graduate school of nursing or physician assistant
- Consortium of two or more of the above schools
- Institution with a graduate medical education program in medicine, osteopathic medicine, dentistry, pharmacy, nursing, or physician assistant studies.

## Providers and Payers

### Medicare Incentives for Healthcare Professionals

Beginning in 2011, eligible healthcare professional can receive up to \$44,000 over five years through Medicare, if they are able to demonstrate that they have a qualified EHR and show a meaningful use of the EHR system in treating Medicare patients. This does not apply to hospital-based physicians.

| Medicare Incentive   |  |
|--|--|
| Payment Year   | Incentive  |
| First Payment Year   | <ul style="list-style-type: none"><li>• \$18,000, if first payment is 2011 or 2012</li><li>• \$15,000, if first payment year is 2013</li><li>• \$12,000, if first payment year is 2014</li></ul> |
| Second Payment Year  | <ul style="list-style-type: none"><li>• \$12,000</li></ul>   |
| Third Payment Year   | <ul style="list-style-type: none"><li>• \$8,000</li></ul>  |
| Fourth Payment Year  | <ul style="list-style-type: none"><li>• \$4,000</li></ul>  |
| Fifth Payment Year   | <ul style="list-style-type: none"><li>• \$2,000</li></ul>  |
| <ol style="list-style-type: none"><li>1. For eligible professionals in a Health Professional Shortage Area (HPSA), the incentive payment would be increased by 10%</li><li>2. Payments are not available to hospital-based professionals—pathologist, emergency room physician, or anesthesiologist.</li></ol> |  |

Healthcare professionals are eligible for payment from 2011 through 2015. As of 2016, no incentive payments will be available.

If a healthcare provider can not demonstrate a meaningful use of EHR by 2015, their Medicare reimbursement will be reduced, as follows:

- 2015 provider will be paid at a rate of 99% Medicare reimbursement rate
- 2016 provider will be paid at a rate of 98% Medicare reimbursement rate
- 2017 and beyond 97% Medicare reimbursement rate

### Medicare Incentives for Hospitals

Beginning in 2011, acute-care hospitals are eligible to receive payments through Medicare for up to four years, if they are able to demonstrate that they have a qualified EHR and show a meaningful use of the EHR system in treating Medicare patients. A complex formula has been developed to calculate the amount an acute-care hospital will receive. The maximum amount available for any one acute-care hospital is estimated to be \$11 million.

Critical Access Hospitals that demonstrate they are meaningful users are allowed to depreciate their EHR costs, starting in FFY 2011, allowing them to front-end load the benefits of depreciation.

If an acute-care hospital can not demonstrate a meaningful use of EHR by 2015, their Medicare reimbursement will be reduced, as follows:

- 2015 provider will be paid at a rate of 100.66% Medicare reimbursement rate
- 2016 provider will be paid at a rate of 100.33% Medicare reimbursement rate
- 2017 and beyond 100.0 % Medicare reimbursement rate

## Medicaid Incentives for Healthcare Professionals

States can receive a 100 percent federal match for incentive payments, and 90 percent federal match for administrative costs created by providing the incentive payments. A state must prove that the incentives are being paid directly to the provider with out any deductions or rebates.

The states are authorized to make payments to Medicaid providers totaling no more than 85% of the net average cost for a certified EHR technology. The start date for the Medicaid incentive program is not stated in the ARRA. However, Senate Report language strongly suggests that the program is to begin in FFY 2011. Note: provider is equal to a healthcare professional.

Medicaid providers are eligible for up to 85% of the following amounts:

- \$25,000 toward the purchase of an EHR system in the first year of the payment
- Up to \$10,000 for the following four years
- Totalling 85% of \$65,000 or \$55,200 over five years


Pediatricians with at least 20% Medicaid patients only qualify for 67% of what is otherwise specified

Eligible professionals include:

- Non-hospital based professionals with at least 30% Medicaid patients, including physicians, dentists, CNM/W, NPs and certain PAs
- Non-hospital based pediatricians with at least 20% Medicaid
- Children's Hospitals
- Acute-care hospital that has at least 10 percent Medicaid
- FQHCs and Rural Health Clinics that have at least 30% Medicaid

The ARRA instructs the Federal Secretary HHS to ensure the coordination of incentive payments to eligible professionals through Medicare and Medicaid. Such coordination shall include, to the extent practicable, a data matching process between State Medicaid agencies and CMS using national provider identifiers. To carry out these activities, the Secretary may require the submission of such data relating to payments to such Medicaid providers as the Secretary may specify.

North Carolina  
Health Information Technology Strategic Planning Task Force



"Improving Our Nations's Health and Healthcare Through Information Technology"  
eHealth Initiative Blueprint: Building Consensus for Common Action

**Efforts to Position North Carolina to Best Access, Utilize and Manage  
Health Information Technology Funding  
In the American Recovery and Reinvestment Act**

**HIT Strategic Planning Task Force**

In mid-April Governor Perdue's Governor's Office of Economic Recovery and Investment established the North Carolina HIT Strategic Planning Task Force to engage key stakeholders from across the state to start work immediately on developing a plan by mid-May when federal regulations on applying for HIT funds are to be published.

The charge to the Task Force is to develop a plan that will:

1. Create a shared vision for HIT that defines a comprehensive HIT infrastructure that supports clinical, population, personal, and research dimensions that will:
  - a. Improve health care quality and coordination
  - b. Improve patient safety
  - c. Reduce health care costs or create efficiencies
  - d. Assure the instruction of health professionals, incorporate effectiveness, and quality improvement associated with HIT, and
  - e. Enable individuals, providers, and communities to make the best decisions for improving health.
2. Conduct a comprehensive review of existing HIT resources in the private and public sector
3. Identify HIT best practices
4. Provide clear and concise direction on clinical standards, governance models and possible financial incentives for adoption
5. Review the federal ARRA HIT guidelines expect by mid-May and recommend a strategy for securing all possible funds.
6. Recommend to the Governor a HIT Strategic Plan for North Carolina.

The Task Force began meeting April 13, 2009. Currently, it is comprised of six workgroups

1. Providers and Connectivity
2. Electronic or Personnel Health Records
3. Hospitals and Health Systems and AHEC
4. Health Information Exchange at the State and Local Level
5. Medicare and Medicaid Incentives, Public Payers and Providers
6. North Carolina's Unique Partnerships

**Section 10.27; SB 202, Health Information Technology**

The Senate's proposed budget for SFY 09-10 contains a special provision on HIT and the role of DHHS. The Department of Health and Human Services is to coordinate HIT policies and programs within North Carolina. The Department's goal—and charge—is to ensure that each State agency, public entity, and private entity that undertakes HIT activities associated with the ARRA does so within its scope of expertise and technical capability.

The Department is to establish and direct a HIT management structure that is efficient and transparent and compatible with the Office of the National Health Coordinator for Information Technology governance mechanism.

Beginning October 1, 2009, and quarterly thereafter, DHHS is to report the House and Senate Appropriations Committees and the Fiscal Research Division on the current status of:

1. Federal HIT initiatives
2. State HIT initiatives
3. Current status of public and private funding, and
4. Efforts to coordinate HIT initiatives within the state.

**North Carolina**  
**Health Information Technology Strategic Planning Task Force**  
*April 2009*

Steve Cline, DDS, MPH, Chair,  
Deputy State Health Director  
NC Division of Public Health  
1931 Mail Service Center, Raleigh, NC 27699-1931  
919-707-5000  
[Steve.cline@ncmail.net](mailto:Steve.cline@ncmail.net)

Asif Ahmad, MBA  
Vice President and CIO,  
Duke University Health System and Duke University Medical Center  
Suite 10,000, Hock Plaza  
Campus PO Box 2718  
Durham, NC 27715  
919-668-0521  
[asif.ahmad@duke.edu](mailto:asif.ahmad@duke.edu)  
\*Assistant: Willa Batts-Bower, [batts001@mc.duke.edu](mailto:batts001@mc.duke.edu)  
Pat Douglas, [pat.douglas@duke.edu](mailto:pat.douglas@duke.edu)

Benjamin Alexander, MD  
Chief Medical Information Officer,  
WakeMed Pediatric Critical Care, Wake Med Health and Hospitals  
3024 New Bern Avenue, Ste. 307 Raleigh, NC 27610  
(919) 350-8493  
[baalexander@wakemed.org](mailto:baalexander@wakemed.org)/Asst. Kim Seibel, [kseibel@wakemed.org](mailto:kseibel@wakemed.org)

Holt Anderson  
Executive Director,  
NCHICA  
3200 Chapel Hill/Nelson Blvd.  
Cape Fear Building, Suite 200  
PO Box 13048  
Research Triangle Park, NC 27709-3048  
919-558-9258 ext. 27/919-740-8697 cell  
[holt@nchica.org](mailto:holt@nchica.org)  
\*Assistant: Mary Cornwall, [mary@nchica.org](mailto:mary@nchica.org)

Philip S. Brown, ThM, MA, NHA  
Consumer Advocate  
667 Shady Grove Road  
Carthage, NC 28327  
910-949-2148  
[lcmps@pinehurst.net](mailto:lcmps@pinehurst.net)

Hadley Callaway, MD  
Raleigh Orthopaedic  
3151 Glenwood Avenue  
Raleigh, NC 27612  
919-863-6808/919-889-2427 cell  
[hcallaway@raleighortho.com](mailto:hcallaway@raleighortho.com)  
\*assistant Jamie Faison, [jfaison@raleighortho.com](mailto:jfaison@raleighortho.com)

Tim Carey, MD, MPH  
Director,  
SHEPS Center  
Professor of Medicine and Social Medicine,  
School of Medicine, Adjunct Clinical Professor of Epidemiology,  
UNC School of Public Health  
725 Airport Rd, CB# 7590  
University of North Carolina at Chapel Hill  
Chapel Hill, NC 27599-7590  
919-966-7100  
[tim\\_carey@unc.edu](mailto:tim_carey@unc.edu)

Sam Cykert, MD  
Program Chief, Internal Medicine Teaching Program  
Greensboro AHEC  
Moses H. Cone Memorial Hospital  
1200 N. Elm St  
Greensboro, NC 27401-1020 – 336-832-8062 phone  
[Sam.cykert@mosescone.com](mailto:Sam.cykert@mosescone.com)

Allen Dobson, MD, FAAFP  
Vice President, Clinical Practice Development for Carolinas Health System  
President,  
Cabarrus Family Medicine  
8560 Cook St, Mt. Pleasant, NC 28124  
704-436-6521  
[Allen.dobson@carolinashealthcare.org](mailto:Allen.dobson@carolinashealthcare.org)  
\*Assistant: Vicki Hiner, [Vicki.hiner@carolinashealthcare.org](mailto:Vicki.hiner@carolinashealthcare.org)  
704-721-2073

Laura Gerald, MD, MPH  
Senior Medical Consultant,  
Community Care of North Carolina  
PO Box 10245  
Raleigh, NC 27605  
919-733-2773  
[Laura.gerald@ncmail.net](mailto:Laura.gerald@ncmail.net)

Stuart James, MBA, CHE  
Chief Information Officer  
University Health Systems of Eastern Carolina  
PO Box 6028  
Greenville, NC 27835  
252-847-4977  
[StJames@uhseast.com](mailto:StJames@uhseast.com)

Arlo Jennings, PhD  
VP & CIO, Mission Health Systems  
428 Biltmore Ave  
Asheville, NC 28801  
828-213-1137 (switchboard)  
[Arlo.Jennings@msj.org](mailto:Arlo.Jennings@msj.org)

Jill Moore  
UNC Institute of Government  
Knapp-Sanders Building  
Campus Box 3330  
Chapel Hill, NC 27599-3330  
919.966.5381  
[moore@sog.unc.edu](mailto:moore@sog.unc.edu)

Harry Reynolds  
Vice President  
Blue Cross Blue Shield of North Carolina  
P.O. Box 2291, Durham, NC 27702  
919-765-2188  
[harry.reynolds@bcbsnc.com](mailto:harry.reynolds@bcbsnc.com)  
\*Assistant: Cynthia Bruce, [Cynthia.bruce@bcbsnc.com](mailto:Cynthia.bruce@bcbsnc.com)

Kevin Schulman, MD  
Professor of Medicine and Business Administration  
Director,  
Center for Clinical and Genetic Economics  
Associate Director,  
Duke Clinical Research Institute  
Duke University Medical Center  
PO BOX 17969  
Durham, NC 27715  
919-668-8593  
[Kevin.schulman@duke.edu](mailto:Kevin.schulman@duke.edu)  
\*Assistant: Joy Lopez, [joy.lopez@duke.edu](mailto:joy.lopez@duke.edu)  
\*Copy Ricky Fields, [ricky.fields@duke.edu](mailto:ricky.fields@duke.edu)

Samuel Spicer, MD  
President,  
NCHICA  
Vice President of Medical Affairs,  
New Hanover Regional Medical Center.  
2131 S. 17<sup>th</sup> St, Wilmington, NC 28401  
910-343-7000  
[sspicer@nhrmc.org](mailto:sspicer@nhrmc.org)

John Tote  
Executive Director,  
Mental Health Association in North Carolina, Inc  
1331 Sunday Drive, Raleigh, NC 27607  
919-981-0740/919-866-3271 home  
[john.tote@mha-nc.org](mailto:john.tote@mha-nc.org)

Consumer Advocate?

**Subject Matter Experts**

Jennifer Anderson, MHSA, PMP  
Electronic Health Record Consultant,  
The Carolinas Center for Medical Excellence  
100 Regency Forest Drive, #200  
Cary, NC 27518  
919-380-9860  
[janderson@thecarolinascenter.org](mailto:janderson@thecarolinascenter.org)

Clyde Brooks, MD  
ECU School of Medicine  
PO BOX 6028  
Greenville, NC 27835  
252-744-4633  
[brookscl@ecu.edu](mailto:brookscl@ecu.edu)

Janis Curtis  
NCHICA Board Member  
Associate Chief Information Officer, Entity Support Group,  
Duke Health Technology Solutions,  
Duke University Health Systems  
[Janis.curtis@duke.edu](mailto:Janis.curtis@duke.edu)

Larrie Dawkins, CMPE  
Compliance officer,  
Wake Forest University Baptist Medical Center

University Compliance Office  
Piedmont Plaza Two  
Suite 502  
Winston Salem, NC 27106  
336-716-4140  
[ldawkins@wfubmc.edu](mailto:ldawkins@wfubmc.edu)

Mike Fenton  
Enterprise Architect  
ITS  
PO BOX 17209  
Raleigh, NC 27619-7209  
919-754-6641  
[Michael.Fenton@its.nc.gov](mailto:Michael.Fenton@its.nc.gov)

Mark Gregory  
Kerr Drug  
[Mgregory@kerrdrug.com](mailto:Mgregory@kerrdrug.com)

Lisa Haire  
DHHS Division of Mental Health, Developmental Disabilities, and Substance Abuse  
Services  
3001 Mail Service Center  
Raleigh, NC 27699-3001  
919-855-4700  
[Lisa.haire@ncmail.net](mailto:Lisa.haire@ncmail.net)

Jim Hazelrigs  
NC DHHS  
DMA  
2501 Mail Service Center  
Raleigh, NC 27699-2501  
919-855-4129  
[James.hazelrigs@ncmail.net](mailto:James.hazelrigs@ncmail.net)

Donald Horton  
Vice President,  
Public Policy & Advocacy, Laboratory Corporation of America Holdings  
531 South Spring Street, Room 2203  
Burlington, NC 27215  
336-436-5040  
[Hortond2@labcorp.com](mailto:Hortond2@labcorp.com)

Denny McGuire, MPA, CPM  
ITS  
PO BOX 17209  
Raleigh, NC 27619-7209  
919-754-6388  
[Denny.McGuire@its.nc.gov](mailto:Denny.McGuire@its.nc.gov)

Mona Moon  
Chief Financial Officer,  
North Carolina State Health Plan  
4901 Glenwood Ave. Ste. 150  
Raleigh, NC 27612  
919-881-2300/785-5005 direct  
[mona.moon@shpnc.org](mailto:mona.moon@shpnc.org)

Angeline Sligh  
Director,  
DHHS OMMIS  
3101 Industrial Drive, Suite 100  
Raleigh, NC 27609  
919-647-8488  
[Angeline.Sligh@dhhs.nc.gov](mailto:Angeline.Sligh@dhhs.nc.gov)

David Stratton, GGCIO  
IT Manager  
CapitalCare Collaborative  
Wake County Human Services  
Public Health Center  
10 Sunnybrook Rd, Suite 376  
PO BOX 14049  
Raleigh, NC 27620-4049  
919-212-9400  
[dstratton@co.wake.nc.us](mailto:dstratton@co.wake.nc.us)

Billy Willis, Ph.D  
Deputy State CIO  
PO BOX 17209  
Raleigh, NC 27619-7209  
919-754-2948  
[Bill.willis@its.nc.gov](mailto:Bill.willis@its.nc.gov)

**Staff**

Sandra K. Trivett, MPA  
Special Projects Office  
Office of the Secretary  
NC DHHS, Adams Building  
101 Blair Drive  
Raleigh, NC 27603  
733-4534, ext. 207  
[sandra.trivett@ncmail.net](mailto:sandra.trivett@ncmail.net)

Andrew Weniger, CPA  
NCHICA  
3200 Chapel Hill/Nelson Blvd.  
Cape Fear Building, Suite 200  
PO Box 13048  
Research Triangle Park, NC 27709  
919-558-9258 ext 29  
[Andrew@nchica.org](mailto:Andrew@nchica.org)

Jim L. Williams  
Research Analyst  
Office of the Secretary  
NC DHHS, Adams Building  
101 Blair Drive  
Raleigh, NC 27603  
733-4534, ext. 218  
[Jim.L.Williams@ncmail.net](mailto:Jim.L.Williams@ncmail.net)

**Ex-Officio**

John Dervin, Office of the Governor, Policy Office  
20301 Mail Service Center  
Raleigh, NC 27699-0301  
733-5811  
[John.dervin@nc.gov](mailto:John.dervin@nc.gov)

Allen Feezor  
Deputy Secretary for Health Services  
Office of the Secretary  
2001 Mail Service Center  
Raleigh, NC 27699-2001  
919-733-4534  
[Allen.feezor@ncmail.net](mailto:Allen.feezor@ncmail.net)

\*Assistant: Barbara Whitaker, [barbara.whitaker@ncmail.net](mailto:barbara.whitaker@ncmail.net)

John Frank  
Kate B Reynolds Charitable Trust  
128 Reynolda Village  
Winston-Salem, NC 27106  
336-397-5500  
[john@kbr.org](mailto:john@kbr.org)

Dan Gitterman, Sr. Policy Advisor  
NC Office of the Governor  
20301 Mail Service Center  
Raleigh, NC 27699-0301  
[Daniel.gitterman@nc.gov](mailto:Daniel.gitterman@nc.gov)

Kathy Higgins  
BCBSNC Foundation  
P.O. Box 2291  
Durham, NC 27702  
[Kathy.higgins@ncmail.net](mailto:Kathy.higgins@ncmail.net)

Daphne Lyon  
Office of Economic Recovery and Investment  
20308 Mail Service Center  
Raleigh, NC 27699-0308  
919-733-1574  
[Daphne.lyon@nc.gov](mailto:Daphne.lyon@nc.gov)

Lin Hollowell  
Health Care Division  
The Duke Endowment  
100 North Tryon Street, Suite 3500  
Charlotte, NC 28202-4012  
704-376-0291  
[Lhollowell@tde.org](mailto:Lhollowell@tde.org)  
\*Admin: Ronda Dwyer, [rdwyer@tde.org](mailto:rdwyer@tde.org)

Vandana Shah  
Executive Director,  
Health and Wellness Trust Fund  
7090 Mail Service Center, Raleigh, NC 27699-7090  
919-981-5000  
[Vandana.Shah@healthwellnc.com](mailto:Vandana.Shah@healthwellnc.com)

Jonathan Womer  
NC Office of State Budget and Management  
116 West Jones St  
Raleigh, NC 27603-8005  
Jonathan.womer@osbm.nc.gov  
Admin. Asst. [kella.lockamy@osbm.nc.gov](mailto:kella.lockamy@osbm.nc.gov)  
Golden leaf foundation rep

House and Senate Select Committee on Economic Recovery  
Broadband Technology in the American Recovery and Reinvestment Act  
Date: May 5, 2009  
Time: 2:00pm  
Room: 544 LOB

**Overview of American Recovery and Reinvestment Act Funds that  
Relate To Technology**

**United States Department of Health and Human Services:  
Health Information Technology:**

- \$2.0 Billion (National Amount) for the Office of National Coordinator
  - \$300 Million in FFY 2009
  - \$1.280 Billion for FFY 2010
  - \$360 Billion for FFY 2011
  - \$40 Billion for FFY 2012
- \$21.0 Billion (National Amount) for incentives through Medicare and Medicaid to assist healthcare providers to adopt Electronic Health Record Technology.
- \$1.5 Billion (National Amount) for construction, renovation, and equipment for the Federally Qualified Health Centers through the Health Resources and Services Administration.

**United States Department of Commerce: Broadband Technology  
National Telecommunications and Information Administration**

- \$4.7 billion (National Amount) to establish a Broadband Technology Opportunities Program for awards to eligible entities to develop and expand broadband services to rural and underserved areas and improve access to broadband by public safety agencies.
  - \$250 million (National Amount) will be available for innovative programs that encourage sustainable adoption of broadband services;
  - \$200 million (National Amount) will be available to upgrade technology and capacity at public computing centers, including community colleges and public libraries;
  - \$10 million (National Amount) will be a transfer to the Office of Inspector General for the purposes of BTOP audits and oversight.
  - Up to \$350 million (National Amount) of the BTOP funding is designated for the development and maintenance of statewide broadband inventory maps.

- \$650 million (National Amount) for the TV Converter Box Coupon Program to allow NTIA to issue coupons to all households currently on the waiting list, to start mailing coupons via first class mail and to ensure vulnerable populations are prepared for the transition from analog-to-digital television transmission.

**United States Department of Agriculture  
Distance Learning, Telemedicine, and Broadband Program**

- \$2.5 Billion (National Amount) for loans and loan guarantees to rural areas without sufficient access to high speed broadband service. Priority will be given to projects that facilitate rural economic development, and that will provide more than one service provider.

**United States Department of Education:**

- \$16.4 Million (State Amount) for Education Technology Funds. These are funds that will be awarded by formula to local education agencies (LEA) and competitive grant, administered by the Department of Public Instruction.
- \$250 Million (National Amount) for the Institute of Educational Sciences for competitive grants to states for statewide longitudinal data systems.



## Senate Select Committee on Economic Recovery

Wednesday, May 6, 2009  
Immediately after Session  
Room 544 LOB

### AGENDA

*Chair: Senator Martin Nesbitt, Jr.*

### Current and Planned Use of American Recovery and Reinvestment Act Dollars in North Carolina

Introduction

Senator Martin Nesbitt

Office of State Management and Budget

Charles Perusse, State Budget Director

Questions

Directions to Staff

| <b>NC Share of Federal Recovery Dollars</b>           |               |                            |  |                                   |  |  |
|---|---------------|----------------------------|--|-----------------------------------|--|--|
| <b>Program</b>  | <b>Amount</b> | <b>Deviation Threshold</b> | <b>Funds to be Obligated or Expended in FY 2008-09</b>                           | <b>State Agency</b>               |  |  |
| State Fiscal Stabilization Fund (SFSF) (Total)        | 1,420,454,235 |                            | \$400 million to support critical education and public safety requirements       | Governor                          |  |  |
| Education (SFSF)                                      | 1,161,931,564 |                            |  | Governor                          |  |  |
| Gen Purpose (Flex Fund) (SFSF)                        | 258,522,671   |                            |  | Governor                          |  |  |
| Medicaid 2009   | 971,177,458   |                            | \$591 million expended by 6-30-09  | DHHS                              |  |  |
| Medicaid 2010/11                                      | 1,456,531,499 |                            |  | DHHS                              |  |  |
| Medicaid-Hospital Payments                            | 14,629,666    |                            |  | DHHS                              |  |  |
| Highways & Bridges                                    | 735,527,000   | 120,146,110                | \$466 million to be obligated this year; funds received on a reimbursement basis | DOT                               |  |  |
| Transit Capital Grants (Total)                        | 103,304,000   |                            |  | DOT                               |  |  |
| Urban   | 70,248,738    |                            |  | DOT                               |  |  |
| Rural   | 33,055,504    |                            |  | DOT                               |  |  |
| Drinking Water Capital Fund                           | 65,625,000    | 40,038,456                 | \$20 million expected to be encumbered   | DENR                              |  |  |
| Clean Water Capital Fund                              | 71,443,500    |                            |  | DENR                              |  |  |
| State Energy Program                                  | 75,989,000    |                            |  | DOA                               |  |  |
| Energy Efficiency and Conservation Block Grants-State | 20,925,300    |                            |  | DOA                               |  |  |
| Energy Efficiency and Conservation Block Grants-Local | 37,125,000    |                            |  | DOA                               |  |  |
| Commodity Assistance                                  | 3,876,000     | 5,476,783                  | Receiving food commodities, not \$   | Dept. of Agriculture              |  |  |
| Food Stamp Admin. (2009)                              | 4,617,000     |                            |  | Counties and DHHS, DSS            |  |  |
| Emergency Food & Shelter                              | 3,335,422     | 521,880,116                |  | DHHS                              |  |  |
| Local Weatherization                                  | 131,954,536   |                            |  | DHHS, Office of Econ. Opportunity |  |  |

5/3/2009

| Program   | Amount      | Deviation Threshold | Funds to be Obligated or Expended in FY 2008-09 | State Agency                            |
|---|-------------|---------------------|---|---|
| <i>Immunization</i>   | 5,153,105   |                     |   | DHHS/Public Health                      |
| <i>Foster Care/Adopt. Asst.</i>                                 | 11,774,494  |                     |   | DHHS                                    |
| <i>Senior Nutrition Services</i>                                | 2,547,512   |                     |   | DHHS, Division of Aging                 |
| <i>Independent Living Assistance Grants</i>                     | 402,340     |                     |   | DHHS, Division of Vocational Rehab.     |
| <i>Older Individuals Who are blind</i>                          | 1,042,000   |                     |   | DHHS, Div. of Services for the Blind    |
| <i>Child Care</i>   | 67,543,000  |                     |   | DHHS                                    |
| <i>Service for Older Americans</i>                              | 621,560     |                     |   | DHHS                                    |
| <i>Community Services Block Grant</i>                           | 26,243,124  |                     |   | DHHS, Office of Econ. Opportunity       |
| <i>Homelessness Prevention</i>                                  | 29,078,387  |                     |   | DHHS                                    |
| <i>Community Development Block Grant entitlement</i>            | 6,921,506   |                     |   | Local Governments                       |
| <i>Community Development Block Grant non-entitlement</i>        | 12,080,614  |                     |   | Commerce, Div of Community Assistance   |
| <i>Head Start</i>   | 14,314,846  | 331,904,656         |   | DPI                                     |
| <i>Education Title I (Grants to Local Educational Agencies)</i> | 257,444,956 |                     | \$128,722,477 in hand                           | DPI to LEAs                             |
| <i>Education Title I (School Improvement)</i>                   | 77,299,515  |                     |   | DPI to LEAs                             |
| <i>Special Education Part B</i>                                 | 314,410,039 |                     | \$157,205,020 in hand                           | DPI to LEAs                             |
| <i>Special Education Part C</i>                                 | 12,730,682  |                     |   | DPI to LEAs                             |
| <i>Special Education Preschool</i>                              | 12,071,141  |                     | \$6,035,571 in hand                             | DPI to LEAs                             |
| <i>Vocational Rehab.</i>  | 18,029,008  |                     |   | DHHS, Div. of Vocational Rehabilitation |
| <i>Education. Technical Assistance.</i>                         | 16,376,781  |                     |   | DPI to LEAs                             |
| <i>School Lunch Equipment</i>                                   | 3,314,000   |                     | \$3,313,727 in hand                             | States, to make grants to LEAs          |
| <i>Work Study</i>   | 4,777,000   |                     |   | Higher Ed. Institutions                 |
| <i>McKinney-Vento Funds (Education of the Homeless)</i>         | 1,627,010   |                     |   | LEAs                                    |
| <i>Public Housing Capital Fund</i>                              | 83,426,611  |                     |   | Local public housing authorities        |
| <i>HOME Investment Partnership</i>                              | 52,152,687  |                     |   | NC Housing Finance Agency               |

| Program   | Amount               | Deviation Threshold | Funds to be Obligated or Expended in FY 2008-09                      | State Agency                    |
|---|----------------------|---------------------|--|---------------------------------|
| <i>Crime Victims Assistance</i>                           | 1,110,000            | 16,385,214          | Will be encumbered this year; expended over several years via grants | Crime Control and Public Safety |
| <i>Crime Victims Compensation</i>                         | 647,906              |                     |  | Governor's Crime Commission     |
| <i>Internet Crimes Against Children</i>                   | 879,040              |                     |  | Governor's Crime Commission     |
| <i>Violence Against Women</i>                             | 3,784,210            |                     |  | Governor's Crime Commission     |
| <i>Justice Assistance Grants</i>                          | 34,491,558           |                     |  |                                 |
| <i>Unemployment Insurance State Administration Grants</i> | 14,647,397           |                     |  | ESC                             |
| <i>Employment Service</i>                                 | 11,091,396           |                     |  | ESC                             |
| <i>Workforce Investment Act Grants- Adult</i>             | 10,337,165           |                     | Will only obligate a small portion related to summer programs        | Commerce, Workforce Development |
| <i>Workforce Investment Act Grants- Youth</i>             | 25,070,698           |                     |  | Commerce, Workforce Development |
| <i>Dislocated Workers</i>                                 | 44,419,273           |                     |  | Commerce, Workforce Development |
| <b>Total</b>  | <b>6,294,375,177</b> |                     |  |                                 |

Governor shall administer the budget as enacted by the General Assembly. All appropriations of State funds now or hereafter made to the State agencies and non-State entities authorize expenditures only for the (i) purposes or programs and (ii) objects or line items enumerated in the Recommended State Budget and the Budget Support Document recommended to the General Assembly by the Governor, as amended and enacted by the General Assembly in the Current Operations Appropriations Act, the Capital Improvements Appropriations Act, or any other act affecting the State budget. The Governor shall ensure that appropriations are expended in strict accordance with the budget enacted by the General Assembly.

(b) Departmental Receipts. – Departmental receipts collected to support a program or purpose shall be credited to the fund from which appropriations have been made to support that program or purpose.

(c) Certification of the Budget. – The Director of the Budget shall certify to each State agency the amount appropriated to it for each program and each object from all governmental and proprietary funds. The certified budget for each State agency shall reflect the total of all appropriations enacted for each State agency by the General Assembly in the Current Operations Appropriations Act, the Capital Improvements Appropriations Act, and any other act affecting the State budget. The certified budget for each State agency shall follow the format of the Budget Support Document as modified to reflect changes enacted by the General Assembly.

**"§ 143C-6-2. Methods to avoid deficit.**

(a) Appropriations. – Each appropriation is maximum and conditional. The expenditures authorized by an appropriation from a fund shall be made only if necessary and only if the aggregate revenues to the fund during each fiscal year of the biennium, when added to any unreserved fund balance from the previous fiscal year, are sufficient to support the expenditures.

(b) Revenue Collections. – The Director, with the assistance of the Secretary of Revenue and other officials collecting or receiving appropriated State revenue, shall continuously survey the revenue collections. If the Director finds that revenues to any fund, when added to the beginning unreserved fund balance in that fund, will be insufficient to support appropriations from that fund, the Director shall immediately notify the General Assembly that a deficit is anticipated. The Director shall report in a timely manner to the General Assembly a plan containing the expenditure reductions and other lawful measures as the Director is implementing in order to avert the deficit.

(c) Local Governments Funds. – In exercising the powers contained in Section 5(3) of Article III of the North Carolina Constitution, the Governor shall not withhold from distribution funds that have been collected by the State on behalf of local governments or funds that the General Assembly has appropriated to local governments unless the Governor has exhausted all other sources of revenue of the State including any appropriated surplus remaining in the treasury at the beginning of the fiscal period.

In accordance with Section 19 of Article I of the North Carolina Constitution and the Due Process Clause of the United States Constitution, the State is prohibited from taking local tax revenue. This subsection does not authorize the Governor to withhold revenues from taxes levied by units of local governments and collected by the State.

**"§ 143C-6-3. Allotments.**

To receive the operating funds appropriated to it, a State agency shall submit to the Director, at intervals and in a format prescribed by the Director, a request for an allotment of the amount estimated to be required for the agency's operating costs during the ensuing fiscal period. The Director shall approve or modify the allotment requests, and the State Controller shall implement the allotments as approved or modified by the Director.

**"§ 143C-6-4. Budget Adjustments Authorized.**

(a) Findings. – The General Assembly recognizes that even the most thorough budget deliberations may be affected by unforeseeable events. Under limited circumstances set forth in this section, the Director may adjust the enacted budget by

making transfers among lines of expenditure, purposes, or programs or by increasing expenditures funded by departmental receipts. Under no circumstances, however, shall total General Fund expenditures for a State department exceed the amount appropriated to that department from the General Fund for the fiscal year.

(b) Adjustments to the Certified Budget. – Notwithstanding the provisions of G.S. 143C-6-1, a State agency may, with approval of the Director of the Budget, spend more than was authorized in the certified budget for all of the following:

- (1) An object or line item within a purpose or program so long as the total amount expended for the purpose or program is no more than was authorized in the certified budget for the purpose or program.
- (2) A purpose or program if the overexpenditure of the purpose or program is:
  - a. Required by a court or Industrial Commission order;
  - b. Authorized under G.S. 166A-5(1)a.9. of the Emergency Management Act; or
  - c. Required to call out the national guard.
- (3) A purpose or program not subject to the provisions of subdivision (b)(2) of this subsection, but only in accord with the following restrictions: (i) the overexpenditure is required to continue the purpose or programs due to complications or changes in circumstances that could not have been foreseen when the budget for the fiscal period was enacted, (ii) the scope of the purpose or program is not increased, (iii) the overexpenditure is authorized on a nonrecurring basis, and (iv) under no circumstances shall the total requirements for a State department exceed the department's certified budget for the fiscal year by more than three percent (3%) without prior consultation with the Joint Legislative Commission on Governmental Operations.

(c) Overexpenditures Reported. – The Director shall report quarterly, beginning October 31, to the Joint Legislative Commission on Governmental Operations on overexpenditures approved by the Director under subdivisions (2) and (3) of subsection (b) of this section.

(d) Overexpenditures in Senate Budget. – The President Pro Tempore of the Senate may approve expenditures for more than was authorized in the enacted budget for objects or line items in the budget of the Senate.

(e) Overexpenditures in House of Representatives Budget. – The Speaker of the House of Representatives may approve expenditures for more than was authorized in the enacted budget objects or line items in the budget of the House of Representatives.

(f) Transfers Between Line Items or Programs in General Assembly Budget Other Than Senate and House of Representatives. – Expenditures exceeding amounts authorized for programs, objects, or line items in the budget of the General Assembly other than those of the Senate and House of Representatives shall be approved jointly by the President Pro Tempore of the Senate and the Speaker of the House of Representatives.

(g) Transfers in The University of North Carolina Budget. – Transfers or changes within the budget of The University of North Carolina may be made as provided in Article 1 of Chapter 116 of the General Statutes.

**"§ 143C-6-5. No expenditures for purposes for which the General Assembly has considered but not enacted an appropriation; no fee increases that the General Assembly has rejected.**

(a) Notwithstanding any other provision of law, no funds from any source, except for gifts, grants, or funds allocated from the Repair and Renovations Account in accordance with G.S. 143C-4-3, funds allocated from the Contingency and Emergency Fund in accordance with G.S. 143C-4-4, and funds exempted from Chapter 143C in accordance with G.S. 143C-1-3(c) may be expended for any new or expanded purpose, position, or other expenditure for which the General Assembly has considered but not

Senate Select Committee on Economic Recovery  
Tuesday, May 19, 2009  
9:00am  
Room 544 LOB

Welcome

ARRA Education Presentation  
Research

Questions


Adjourn

Sen. Martin Nesbitt, Chair

Kristopher Nordstrom, Fiscal

# **American Reinvestment and Recovery Act and the Education Budget**

**Kristopher Nordstrom  
Fiscal Research Division**



**FISCAL RESEARCH DIVISION**  
A Staff Agency of the North Carolina General Assembly

# Overview

---

## Key Takeaways

- Overview of available ARRA education funds
- Competitive Funds – no guidelines yet, but NC could try to position itself favorably
- Categorical Funds – understanding of maintenance of effort (MOE) requirements
- Education Stabilization Fund (ESF)
  - Governor’s use of ESF to meet 08-09 budget shortage
  - General Fund Targets and MOE requirement implications
  - How to budget the ESF

# Overview of ARRA Funds in Education Budget

# Overview of ARRA Funds

---

## Competitive Funds

- Amounts below to be competed between all states
- Guidance expected Summer 2009

### Competitive Funds

|                               |                        |
|-------------------------------|------------------------|
| State Incentive Fund          | \$4,350,000,000        |
| Innovation Fund               | \$650,000,000          |
| Teacher Incentive Fund        | \$200,000,000          |
| <u>Statewide Data Systems</u> | <u>\$250,000,000</u>   |
| <b>Total</b>                  | <b>\$5,450,000,000</b> |

Source: US Department of Education

# Overview of ARRA Funds

## Categorical Funds

|                              | <b>FY 2009-10</b>    | <b>FY 2010-11</b>    |
|------------------------------|----------------------|----------------------|
| Title I - LEA Grants         | \$128,722,478        | \$128,722,478        |
| Title I - School Improvement | \$38,649,258         | \$38,649,258         |
| IDEA - Part B                | \$157,205,020        | \$157,205,020        |
| IDEA - Part B (Preschool)    | \$6,035,571          | \$6,035,571          |
| Education Technology         | \$8,188,391          | \$8,188,391          |
| <u>Homeless Assistance</u>   | <u>\$813,505</u>     | <u>\$813,505</u>     |
| <b>Total</b>                 | <b>\$339,614,221</b> | <b>\$339,614,221</b> |

Source: US Department of Education

# Overview of ARRA Funds

## State Fiscal Stabilization Fund - Estimated North Carolina Distributions

|   |                        |
|---|------------------------|
| Education Stabilization Fund (81.8%)    | \$1,161,931,564        |
| <u>Government Services Fund (18.2%)</u> | <u>\$258,522,671</u>   |
| <b>Total</b>                            | <b>\$1,420,454,235</b> |

Source: US Department of Education

- Two installments:
  - 67% within two weeks of USED receipt of an approvable SFSF application
  - 33% after approval of the State's plan detailing its strategies for addressing the education reform objectives described in the assurances (sometime after 7/1/09)

---

# Competitive Funds

# Competitive Funds

## Overview

- Amounts below to be competed between all states
- Guidance expected Summer 2009

### Competitive Funds

|                               |                        |
|-------------------------------|------------------------|
| State Incentive Fund          | \$4,350,000,000        |
| Innovation Fund               | \$650,000,000          |
| Teacher Incentive Fund        | \$200,000,000          |
| <u>Statewide Data Systems</u> | <u>\$250,000,000</u>   |
| <b>Total</b>                  | <b>\$5,450,000,000</b> |

Source: US Department of Education

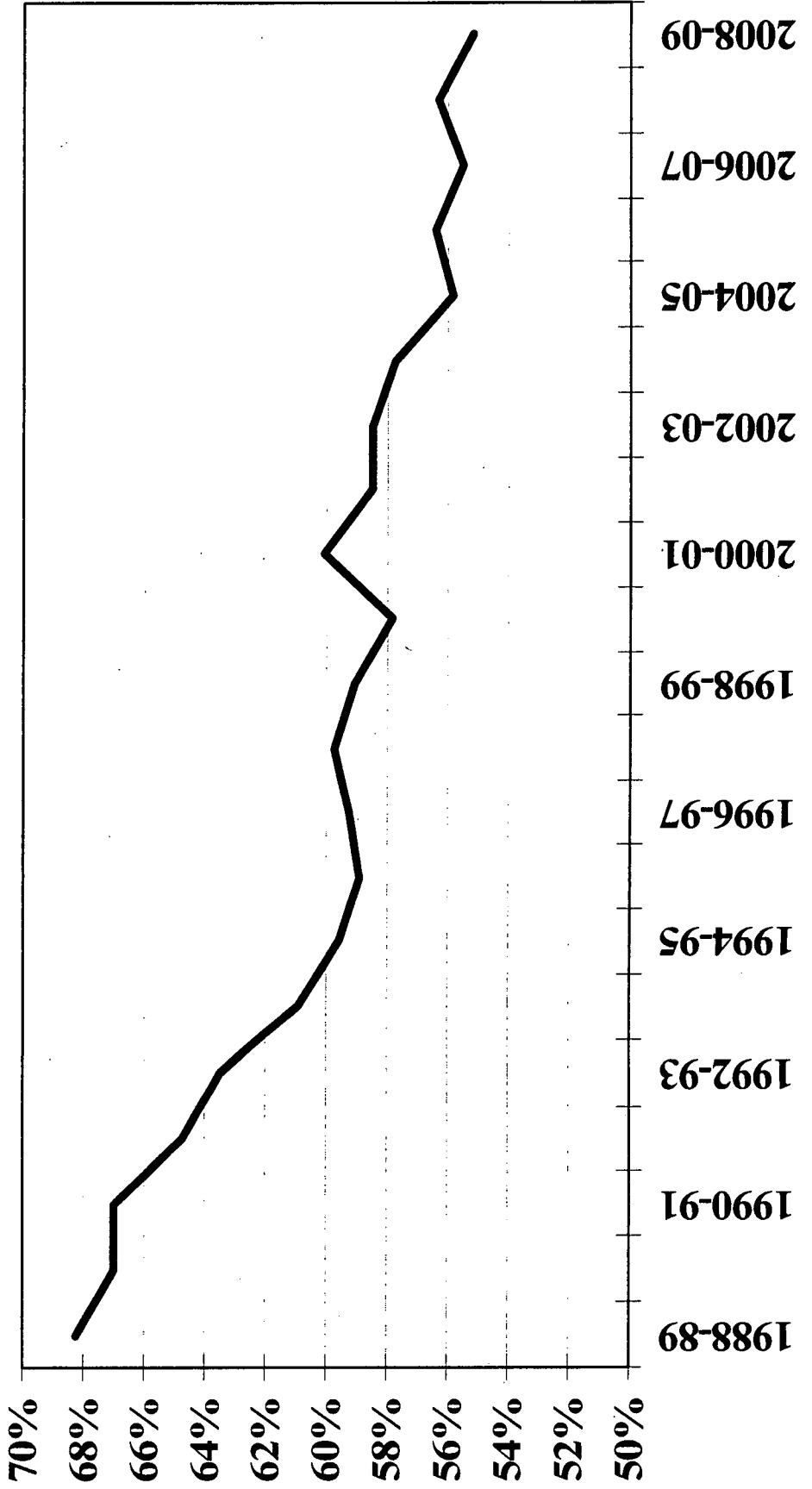
# Competitive Funds

---

- States should advance the following 4 policy goals
  - Achieving equity in teacher distribution
  - Improving collection and use of data
  - Enhancing the quality of standards and assessments
  - Supporting struggling schools
- Secretary will also consider whether the State
  - Is effectively using other ARRA funds
  - Has reduced the proportion of total State revenues spent on education (see next slide)
- Administration also desires to expand Pre-K within education

# Competitive Funds

## Education Budget as % of Total General Fund (1998-99 to 2008-09)



## Competitive Funds

---

- **State Incentive Fund (aka “Race to the Top”)** (\$4.35 bn) – available to states with strategies to help struggling students close the achievement gap
- **Innovation Fund (\$650 m)** – recognize LEAs or schools closing the achievement gap
- **Teacher Incentive Fund (\$200 m)** – states and LEAs with innovative principal and teacher compensation models
- **Statewide Data Systems (\$250 m)** – grants to help states develop statewide longitudinal data systems

# Additional Categorical Funds



# Additional Categorical Funds

## Overview

|                              | <b>FY 2009-10</b>    | <b>FY 2010-11</b>    |
|------------------------------|----------------------|----------------------|
| Title I - LEA Grants         | \$128,722,478        | \$128,722,478        |
| Title I - School Improvement | \$38,649,258         | \$38,649,258         |
| IDEA - Part B                | \$157,205,020        | \$157,205,020        |
| IDEA - Part B (Preschool)    | \$6,035,571          | \$6,035,571          |
| Education Technology         | \$8,188,391          | \$8,188,391          |
| <u>Homeless Assistance</u>   | <u>\$813,505</u>     | <u>\$813,505</u>     |
| <b>Total</b>                 | <b>\$339,614,221</b> | <b>\$339,614,221</b> |

Source: US Department of Education

- Federal intent (per USED guidance)
  - Implement innovative strategies
  - Serve more students



# Additional Categorical Funds

## Title I

- Expands existing Title I funding by 44%

|                              | 2008-09       | 2009-10<br>(est.) | 2010-11<br>(est.) |
|------------------------------|---------------|-------------------|-------------------|
| Title I - LEA Grants         | \$365,638,869 | \$494,361,347     | \$494,361,347     |
| Title I - School Improvement | \$12,282,079  | \$50,931,337      | \$50,931,337      |

- **Purpose**

- LEA Grants: supplement State and local funding for low-achieving & high-poverty children
- School Improvement: provides additional resources to those schools identified for school improvement

# Additional Categorical Funds

## Title I

- **Maintenance of Effort**
  - Applies to LEAs, not States
  - Requires an LEA to have combined local and State funding not less than 90% of prior year level
- **Supplement not Supplant**
  - State shall use Title I funds only to supplement, and not supplant, the funds that would, in the absence of the Title I funds, be made available from non-federal sources for the education of Title I pupils
  - Often difficult to apply, little guidance from USED

# Additional Categorical Funds

---

## Title II

- State allotments with similar purposes
  - At-Risk Student Services \$226.6 m
  - DSSF \$76.4 m
  - Improving Student Accountability \$38.3 m

# Additional Categorical Funds

## IDEA

- Expands existing IDEA funding by 59%

|                  | 2008-09       | 2009-10<br>(est.) | 2010-11<br>(est.) |
|------------------|---------------|-------------------|-------------------|
| IDEA             | \$269,006,197 | \$426,211,217     | \$426,211,217     |
| IDEA - Preschool | \$8,315,122   | \$14,350,693      | \$14,350,693      |

- **Purpose** – support the educational needs and other related services for children with disabilities

# Additional Categorical Funds

---

## IDEA

- **LEA Maintenance of Effort**
  - If an LEA has an increase in IDEA funds, the LEA may reduce state and local expenditures on special ed. by up to 50% of the IDEA increase
  - Must use freed-up money to provide services to other at-risk students
  - LEA MOE requirements cannot be waived

# Additional Categorical Funds

## IDEA

- **State Maintenance of Effort**
  - Cannot reduce State support below prior year expenditures
  - Can be waived if there is "a precipitous and unforeseen decline in the financial resources of the state"
- **Supplement not Supplant**
  - More restrictive than Title I language
- **State allotments with similar purposes**
  - Children With Disabilities \$693.5 m

# Additional Categorical Funds

## Education Technology

- Expands existing Education Technology funding by 127%

2008-09

\$6,420,996

2009-10  
(est.)

\$14,609,387

2010-11  
(est.)

\$14,609,387

- **Purpose** – support the integration of educational technology into classrooms

# Additional Categorical Funds

## Education Technology

- **Maintenance of Effort**
  - Same as Title I
- **Supplement not Supplant**
  - Same as Title I
- **State allotments with similar purposes**
  - School Technology (GF appropriation) \$10 m
  - School Technology (Fines & Forfeitures) \$18 m

# Additional Categorical Funds

## Homeless Assistance

- Expands existing McKinney-Vento Homeless Assistance funding by 64%

|         |             |                   |             |                   |             |
|---------|-------------|-------------------|-------------|-------------------|-------------|
| 2008-09 | \$1,264,090 | 2009-10<br>(est.) | \$2,077,595 | 2010-11<br>(est.) | \$2,077,595 |
|---------|-------------|-------------------|-------------|-------------------|-------------|

- **Purpose** – meet the educational and related needs of homeless students

# Additional Categorical Funds

## Homeless Assistance

- **Maintenance of Effort**
  - Same as Title I
- **Supplement not Supplant**
  - Same as Title I
- **State allotments with similar purposes**
  - At-Risk Student Services \$226.6 m



# Governor's 08-09 use of State Fiscal Stabilization Fund

# Overview of State Fiscal Stabilization Fund

## State Fiscal Stabilization Fund - Estimated North Carolina Distributions

|   |                        |
|---|------------------------|
| Education Stabilization Fund (81.8%)    | \$1,161,931,564        |
| <u>Government Services Fund (18.2%)</u> | <u>\$258,522,671</u>   |
| <b>Total</b>                            | <b>\$1,420,454,235</b> |

Source: US Department of Education

- Two installments:
  - 67% within two weeks of USED receipt of an approvable SFSF application
  - 33% after approval of the State's plan detailing its strategies for addressing the education reform objectives described in the assurances (sometime after 7/1/09)

# State Fiscal Stabilization Fund Usage in 08-09

- Governor is planning to use \$400 million of SFSF to meet 08-09 budget shortfall

|                                    | Total                  | June Distribution (67%) | Late Summer Distribution (33%) | Governor's 08-09 Use | Net Availability 09-11 Biennium |
|------------------------------------|------------------------|-------------------------|--------------------------------|----------------------|---------------------------------|
| Education Stabilization Fund (ESF) | \$1,161,931,564        | \$778,494,148           | \$383,437,416                  | \$226,789,810        | \$935,141,754                   |
| Government Services Fund (GSF)     | \$258,522,671          | \$173,210,190           | \$85,312,481                   | \$173,210,190        | \$85,312,481                    |
| <b>Total SFSF</b>                  | <b>\$1,420,454,235</b> | <b>\$951,704,337</b>    | <b>\$468,749,898</b>           | <b>\$400,000,000</b> | <b>\$1,020,454,235</b>          |

- Education Stabilization Fund (ESF)
  - Unclear how Governor will use in 08-09
  - Remainder (\$935 million) appropriated by Ed. Subcommittee
- Government Services Fund (GSF)
  - Remainder (\$85 million) appropriated by JPS Subcommittee



# State Fiscal Stabilization Fund Maintenance of Effort

# SFSF Maintenance of Effort

- SFSF MOE requirement: maintain State education funding above 05-06 levels

## House Targets and MOE Requirements: FY 2009-10

|              | 2005-06              | 2009-10                       |                       |                       | 2009-10 MOE Cushion |
|--------------|----------------------|-------------------------------|-----------------------|-----------------------|---------------------|
|              | Expended             | 2009-10 General Fund Targets* | Excluded Budget Items | 2009-10 State Support |                     |
| K12          | 6,954,242,208        | 7,015,829,062                 | -103,009,104          | 7,118,838,166         | 164,595,958         |
| NCCCS        | 774,265,875          | 912,633,584                   | 28,961,196            | 883,672,388           | 109,406,513         |
| UNC          | 1,853,325,862        | 2,574,932,478                 | 429,182,961           | 2,145,749,517         | 292,423,655         |
| <b>TOTAL</b> | <b>9,581,833,945</b> | <b>10,503,395,123</b>         | <b>355,135,053</b>    | <b>10,148,260,070</b> | <b>566,426,125</b>  |

NOTE: There are no agency-specific targets. Analysis assumes agency targets based on agency share of Continuation Budget.

- If 09-10 General Fund Target apportioned based on 09-10 Continuation Budget percentages, all three satisfy MOE

# SFSF Maintenance of Effort

- **SFSF MOE requirement: maintain State education funding above 05-06 levels**

## House Targets and MOE Requirements: FY 2010-11

|              | 2005-06              |                       | 2010-11            |                      | 2010-11 MOE Cushion |
|--------------|----------------------|-----------------------|--------------------|----------------------|---------------------|
|              | Expended             | 2010-11 General       | Excluded           | 2010-11 State        |                     |
|              | Appropriation        | Fund Targets          | Budget Items       | Support              |                     |
| <b>K12</b>   | 6,954,242,208        | 6,876,124,178         | -102,330,734       | 6,978,454,912        | 24,212,704          |
| <b>NCCCS</b> | 774,265,875          | 916,428,415           | 28,980,973         | 887,447,442          | 113,181,567         |
| <b>UNC</b>   | 1,853,325,862        | 2,550,842,530         | 429,191,475        | 2,121,651,055        | 268,325,193         |
| <b>TOTAL</b> | <b>9,581,833,945</b> | <b>10,343,395,123</b> | <b>355,841,714</b> | <b>9,987,553,409</b> | <b>405,719,464</b>  |

**NOTE:** There are no agency-specific targets. Analysis assumes agency targets based on agency share of Continuation Budget.

- **If 10-11 General Fund Target apportioned based on 10-11 Continuation Budget percentages, all three satisfy MOE...barely**
- **Public Schools exceed 05-06 by only \$24 million**



# SFSF Maintenance of Effort

## MOE Takeaways

- Can also look at MOE on a per student basis
  - But you don't want to
- Assumes that there are no pay cuts
  - Each 1% pay cut would reduce agency budgets approximately
    - K-12: \$61.3 million
    - CCs: \$9.0 million
    - UNC: \$23.5 million
- MOE will need to be monitored very closely as proposals are made



# Budgeting the Education Stabilization Fund

# Budgeting the ESF

## Budgeting the ESF Takeaways

- ESF will require offsetting, nonrecurring cuts to GF appropriations
- Allocation of ESF between Public Schools and Higher Ed determined by GF appropriations and federal guidelines
- Pros and cons of appropriating ESF up-front or over biennium
- GA authority over LEA and IHE use of ESF funds
- How to show ESF within budget Committee Report

# Budgeting the ESF

## Overview

|                                | 2009-10                     | 2010-11                     |
|--------------------------------|-----------------------------|-----------------------------|
| <b>Cont. Budget</b>            | <b>\$12,344,098,234</b>     | <b>\$12,573,704,392</b>     |
| <b>GF Target</b>               | <b>\$10,503,395,123</b>     | <b>\$10,343,395,123</b>     |
| <b><u>ESF Availability</u></b> | <b><u>\$467,570,877</u></b> | <b><u>\$467,570,877</u></b> |
| <b>Total Spending</b>          | <b>\$10,970,966,000</b>     | <b>\$10,810,966,000</b>     |

- Two rounds of cuts:
  - Recurring cuts to reach “Total Spending” level
  - Nonrecurring cuts to reach General Fund Target

# Budgeting the ESF

## Determining Allocations of ESF Between Agencies

- Allocation of ESF between Public Schools and Higher Ed determined by
  - Federal guidance
  - General Fund appropriations
- If shortfall, State must use ESF to support public schools and higher ed. “in proportion to their relative shortfall”

|              | "Fully-Funded Level" (higher of 07-08 or 08-09) | 2009-10 State Support | 2009-10              |                    |                                 |                    |
|--------------|---|-----------------------|----------------------|--------------------|---------------------------------|--------------------|
|              |   |                       | Shortfall            | Share of Shortfall |                                 |                    |
| K12          | 8,375,931,203                                   | 7,118,838,166         | 1,257,093,037        | 83%                | 2009-10 Calculated Distribution | 774,930,320        |
| NCCCS        | 937,591,478                                     | 883,672,388           | 53,919,090           | 4%                 |                                 | 33,238,222         |
| UNC          | 2,351,725,636                                   | 2,145,749,517         | 205,976,119          | 14%                |                                 | 126,973,212        |
| <b>TOTAL</b> | <b>11,665,248,317</b>                           | <b>10,148,260,070</b> | <b>1,516,988,247</b> | <b>100%</b>        |                                 | <b>935,141,754</b> |

# Budgeting the ESF

## Determining Allocations of ESF Between Agencies

|              | "Fully-Funded Level" (higher of 07-08 or 08-09) | 2009-10 State Support | 2009-10 Shortfall    | 2009-10 Share of Shortfall | 2009-10 Calculated Distribution |
|--------------|---|-----------------------|----------------------|----------------------------|---------------------------------|
| K12          | 8,375,931,203                                   | 7,118,838,166         | 1,257,093,037        | 83%                        | 774,930,320                     |
| NCCCS        | 937,591,478                                     | 883,672,388           | 53,919,090           | 4%                         | 33,238,222                      |
| UNC          | 2,351,725,636                                   | 2,145,749,517         | 205,976,119          | 14%                        | 126,973,212                     |
| <b>TOTAL</b> | <b>11,665,248,317</b>                           | <b>10,148,260,070</b> | <b>1,516,988,247</b> | <b>100%</b>                | <b>935,141,754</b>              |

- As GA changes 09-10 State Support, 09-10 Share of Shortfall will also change
- Can look at NCCCS and UNC separately or combined
- GA can appropriate the calculated amounts over the biennium

# Budgeting the ESF

## Appropriating the ESF Over Biennium

- GA can appropriate ESF over the biennium to avoid “funding cliff”
- Three options:
  - Provide up-front, allow agencies to manage “cliff”
  - Split evenly between 09-10 and 10-11
  - Provide more ESF in 10-11 to account for enrollment increases

# Budgeting the ESF

## Option 1: Provide All ESF in 09-10

|              | 2009-10                 | 2010-11                 |
|--------------|-------------------------|-------------------------|
| General Fund | \$10,503,395,123        | \$10,343,395,123        |
| <u>ESF</u>   | <u>\$935,141,754</u>    | <u>\$0</u>              |
| <b>Total</b> | <b>\$11,438,536,877</b> | <b>\$10,343,395,123</b> |

- **Pros:**
  - Could delay potential lay-offs
  - Allows LEAs/IHEs flexibility to manage individual needs
- **Cons:**
  - Creates *potential* cliff of \$1.1 billion

# Budgeting the ESF

## Option 2: Split ESF Evenly Over Biennium

|              | 2009-10                 | 2010-11                 |
|--------------|-------------------------|-------------------------|
| General Fund | \$10,503,395,123        | \$10,343,395,123        |
| <u>ESF</u>   | <u>\$467,570,877</u>    | <u>\$467,570,877</u>    |
| <b>Total</b> | <b>\$10,970,966,000</b> | <b>\$10,810,966,000</b> |

- Pros:
  - Minimizes cliff
  - Simplicity
- Cons:
  - Requires lay-offs (if any) to take place immediately
  - LEAs/IHEs will still have to manage enrollment growth

# Budgeting the ESF

## Option 3: Provide ESF to Reflect Enrollment

|              | 2009-10              | 2010-11              |
|--------------|----------------------|----------------------|
| General Fund | \$10,503,395,123     | \$10,343,395,123     |
| <u>ESF</u>   | <u>\$317,236,770</u> | <u>\$617,904,984</u> |
| Total        | \$10,820,631,893     | \$10,961,300,107     |

- Pros:
  - Mitigates decrease in 2010-11 General Fund
  - Because Total increases with expected enrollment growth, less need for LEA/IHE management of ESF spending
- Cons:
  - Reduces LEA/IHE flexibility
  - Not all LEAs or IHEs growing at some rate

# Budgeting the ESF

## General Assembly Authority – LEAs

- The General Assembly
  - Determines allocation of ESF between LEAs using primary State funding formulas
  - Can *recommend* uses, but cannot *mandate* uses
- The LEA determines
  - When to expend ESF funds (must be obligated by 9/30/11)
  - What to spend it on (anything permitted under Federal Impact Aid program)

# Budgeting the ESF

## General Assembly Authority – IHEs

- The General Assembly determines
  - How funds are distributed between IHEs
  - When they have to spend the money
  - What they can spend the money on
- The IHE determines
  - How to spend (and monitor) funds within federal and General Assembly guidelines
- Takeaway: GA can be more proscriptive with IHE usage than with LEA usage



# Budgeting the ESF

## ESF Committee Report Language

- For each section of Education Budget, separate section for “ESF cuts”
  - Show one or more nonrecurring “ESF cuts” that show how ESF is being appropriated
  - Explicitly state General Assembly intent on usage (non-binding for LEAs)

# Budgeting the ESF

## ESF Committee Report Language – Public Schools

- GA has to distribute ESF via “primary funding formulae”
- “Primary funding formulae” defined by State application
  - Does not include formulae that only go to select LEAs (Low Wealth, Small County)

# Budgeting the ESF

## ESF Committee Report Language – Public Schools

### Public Education

|                                     | FY 09-10        | FY 10-11        |
|-------------------------------------|-----------------|-----------------|
| <i>Adjusted Continuation Budget</i> | \$8,245,341,827 | \$8,358,798,223 |

#### Legislative Changes

#### *Application of Education Stabilization Fund*

#### 1 General Fund Reduction to Primary Funding Formulae

(\$387,465,160) NR (\$387,465,160) NR

Temporarily reduces the State's primarily funding formulae, as defined by the provision in Section 7.X of the budget bill, on a nonrecurring basis for both years of the biennium. This reduction will be off-set by the appropriation of the Education Stabilization Fund. It is the General Assembly's intent that LEAs utilize ESF monies to minimize disruption to classroom instruction over the biennium.

- Two-year, nonrecurring cut
- Nonbinding language stating GA intent

# Budgeting the ESF

## ESF Committee Report Language – Higher Ed

- GA can distribute ESF however it chooses
  - Additional NR “management flexibility” cuts
  - NR cuts to specific programs
  - NR cuts to specific institutions

# Budgeting the ESF

## ESF Committee Report Language – Higher Ed

### UNC System

|                                     | FY 09-10        | FY 10-11        |
|-------------------------------------|-----------------|-----------------|
| <i>Adjusted Continuation Budget</i> | \$3,026,185,255 | \$3,100,871,575 |

#### *Adjusted Continuation Budget*

#### *Legislative Changes*

#### *Application of Education Stabilization Fund*

#### **1 General Fund Management Flexibility Reduction**

Provides a two-year, nonrecurring management flexibility reduction. This reduction will be off-set by the appropriation of the Education Stabilization Fund.

(FY 09-10) NR (\$63,486,606) (FY 10-11) NR (\$63,486,606)

- Two-year, nonrecurring cut
- Rather than management flexibility, could also name specific programs or initiatives

# Budgeting the ESF

## Budgeting the ESF Takeaways

- ESF will require offsetting, nonrecurring cuts to GF appropriations
- Allocation of ESF between Public Schools and Higher Ed determined by GF appropriations and federal guidelines
- Pros and cons of appropriating ESF up-front or over biennium
- GA authority over LEA and IHE use of ESF funds
- How to show ESF within budget Committee Report

# Review of Key Takeaways


# Review

## Key Takeaways

- Overview of available ARRA education funds
- Competitive Funds – no guidelines yet, but NC could try to position itself favorably
- Categorical Funds – understanding of maintenance of effort (MOE) requirements
- Education Stabilization Fund (ESF)
  - Governor’s use of ESF to meet 08-09 budget shortage
  - General Fund Targets and MOE requirement implications
  - How to budget the ESF

---

# Questions



## Senate Select Committee on Economic Recovery

Tuesday May 19, 2009  
Immediately After Session

### Agenda

**Senator Martin Nesbitt, Chairman**

Opening Remarks

Sen. Martin Nesbitt

Accountability Planning

Beth Wood, State Auditor

Independent Living Grants

Linda Harrington and Debbie Jackson, DHHS

Questions

Adjourn



## Senate Select Committee on Economic Recovery

Wednesday May 20, 2009  
Immediately After Session  
Room 544  
Legislative Office Building

Agenda  
Chair: Senator Martin Nesbitt

Opening Remarks

Sen. Nesbitt

State Energy Plan

Larry Shirley, State Energy Office

Questions

Adjourn

## State Energy Components of the American Recovery and Reinvestment Act of 2009

Larry Shirley, Director  
State Energy Office  
May 20, 2009



## State Energy Office

- ▶ Created in 1973 during the Arab Oil Embargo
- ▶ Department of Administration
- ▶ Lead state agency to focus on:
  - » Energy policy
  - » Energy efficiency
  - » Renewable energy
  - » Alternative fuels
  - » Energy emergency response
- ▶ Funding: Federal and state funds



## State Energy Office

- ▶ Utility Savings Initiative for Public Buildings
- ▶ State Fleet Efficiency and Fuels
- ▶ Energy Loan Fund
- ▶ Industrial Efficiency
- ▶ Solar & Wind
- ▶ Alternative Fuels
- ▶ Biomass Energy
- ▶ Manufactured Housing
- ▶ State Energy Conference
- ▶ Energy Audits & TA
- ▶ Consumer Outreach



## State Energy Program Federal Recovery Act

**\$3.1 billion nationally for state energy programs**

- » Funds provided to state energy offices

▶ **N.C. State Energy Office to receive \$75.9 million**

- » **May 12:** Application sent to federal Energy Dept.
- » Federal Energy Dept. approval in 60 days



## Focus Areas State Energy Program

Six focus areas for use of Recovery Act funds through the N.C. State Energy Program:

- » Support small business and industry through energy savings
- » Grow North Carolina's green workforce
- » Foster renewable energy technology and resource innovation
- » Improve energy efficiency in local and state government
- » Promote residential energy efficiency and renewable energy
- » Create and Energy Investment Revolving Loan Fund



## Targeted Efforts State Energy Program

North Carolina will work with strategic partners in the public and private sectors and coordinate with other revenue sources, including those provided through the federal Recovery Act, to maximize available resources and drive job creation.



## Energy Independence and Security Act of 2007

- Energy Efficiency and Conservation Block Grant Program:
  - » Reduce fossil fuel emissions
  - » Cut total energy use of eligible entities
  - » Improve energy efficiency in transportation, building and other sectors



## Energy Efficiency and Conservation Block Grant

- \$3.2 billion is provided nationally for the Energy Efficiency and Conservation Block Grant
  - » This block grant program had not previously been funded
  - » Will be operated under the federal DOE Office of Weatherization and Intergovernmental Programs, Office of Energy Efficiency and Renewable Energy
- \$400 million will be distributed through a competitive program among state, local and tribal entities.



## Energy Efficiency and Conservation Block Grant

- ▶ **\$2.8 billion remaining will be distributed:**
  - » 16% through the states to counties under 200,000 and municipalities under 35,000
  - » 12% directly to state energy offices for the State Energy Program
  - » 68% directly to 1,700 larger cities in the nation
  - » 2% for competitive program
  - » 2% available to tribes



## \$58 Million to Cities & Counties

|              |             |                            |                     |
|--------------|-------------|----------------------------|---------------------|
| Asheville    | \$804,700   | Rocky Mount                | \$ 572,100          |
| Burlington   | \$223,900   | Wilmington                 | \$1,039,900         |
| Cary         | \$1,166,800 | Wilson                     | \$ 214,900          |
| Chapel Hill  | \$ 554,900  | Winston-Salem              | \$ 2,262,000        |
| Charlotte    | \$6,780,100 | Buncombe                   | \$ 624,800          |
| Concord      | \$638,800   | Cumberland                 | \$ 590,700          |
| Durham       | \$2,173,600 | Davidson                   | \$ 631,100          |
| Fayetteville | \$1,652,900 | Gaston                     | \$525,600           |
| Gastonia     | \$705,700   | Iredell                    | \$645,100           |
| Goldsboro    | \$183,600   | Johnston                   | \$636,200           |
| Greensboro   | \$2,554,900 | Mecklenburg                | \$649,500           |
| Greenville   | \$ 777,600  | Randolph                   | \$578,200           |
| Hickory      | \$209,300   | Union                      | \$751,800           |
| High Point   | \$998,600   | Wake                       | \$3,030,300         |
| Huntersville | \$175,100   | Cherokee Indians           | \$ 253,100          |
| Jacksonville | \$781,600   | <b>State Energy Office</b> | <b>\$20,925,300</b> |
| Kannapolis   | \$170,300   |                            |                     |
| Raleigh      | \$3,820,400 |                            |                     |



## Block Grant Funding for N.C.

- ▶ Funding for non-designated cities and counties: \$12,555,180
- ▶ Funding likely to be competitive
- ▶ Funding for State Energy Program: \$8,370,120



## Block Grant Timeline

- ▶ **June 25:** State Energy Office application due
- ▶ **June 25:** Directly funded city and county applications due.
- ▶ Energy secretary has up to **120 days** to review and comment on applications.
- ▶ State Energy Office provides sub-grants no later than **180 days** after Energy secretary approval.
- ▶ Funds must be obligated within **18 months**.
- ▶ Performance period is **36 months**.



## Block Grant Awards

Special consideration will be given to projects that promote and enhance the objectives of the Recovery Act, especially job creation, preservation, and economic recovery, in a expeditious manner.

Funds can be used in conjunction with other spending as necessary to complete projects, but tracking and reporting must be separate.

No more than 10 percent of the grants can be used for administrative expenses.



## Block Grant Program: Use of Funds

- » Develop and implement an energy efficiency and conservation strategy
- » Retain services to assist in the development of efficiency and conservation strategy
- » Conduct residential and commercial building energy audits
- » Establish financial incentive programs for energy efficiency improvements



## Block Grant Program: Use of Funds

- » Provide grants to nonprofits and government agencies for energy efficiency renovations
- » Implement energy efficiency programs for buildings within the appropriate jurisdiction
- » Implement programs to conserve energy used in transportation
- » Develop building code and inspection services that promote energy efficiency



## Block Grant Program: Use of Funds

- » Install energy distribution technologies that significantly increase energy efficiency
- » Increase participation and efficiency of material conservation programs
- » Use technologies that reduce, capture and use methane from landfills and similar sources
- » Replace traffic signals and street lighting with more energy efficient lighting technologies
- » Install renewable energy technology on government buildings to generate electricity



## **Block Grant Program: Required Efficiency Strategy**

- ▶ Submit an energy efficiency strategy with the application or within 120 days of grant award
- ▶ Strategy must be approved by the Energy Department
- ▶ Report energy efficiency gains and status of the strategy annually



## **Energy Star Appliance Rebate Program**

- ▶ \$300 million nationally for state energy offices for rebates to consumers to encourage the purchase Energy Star rated appliances.
  - » Program has not previously been funded
- ▶ 50% match required
- ▶ Awaiting guidance from Department of Energy



## **Weatherization Assistance Program**

- ▶ \$132 million to N.C.
- ▶ Office of Economic Opportunity, N.C. Health & Human Services Dept.
- ▶ Up to \$6,500 per house
- ▶ 200% of poverty level and below
- ▶ 30 partner organizations, including 26 community action agencies



## **Other Energy Opportunities**

### **Federal Buildings**

- ▶ \$4.5 billion is provided to the General Services Administration for high performance green buildings
- ▶ \$3.24 billion is provided to the Department of Defense to "repair and modernize facilities, restore and modernize real property and invest in the energy efficiency of facilities"
- ▶ \$1 billion is provided to the Veterans Administration of "non-recurring maintenance including energy projects."
- ▶ \$220 million is provided for military construction energy projects.

### **Clean Cities and Plug in Vehicles**

- ▶ \$300 million is provided for the Clean Cities Program
- ▶ \$400 million is provided for transportation electrification

### **Green Jobs**

- ▶ \$500 million for Green Jobs through DOL



## Other Energy Opportunities

### Renewable Energy and EE RDD&D

- \$2.5 billion through DOE

### Geothermal Technologies Program

- \$400 million R D&D through DOE/EERE

### Biomass Program

- \$800 million RD&D through DOE/EERE

### HUD Public Housing Capital

- NC to receive \$83.8 million to local housing agencies

### Smart Grid

- \$4.4 billion is provided for investment in the "smart grid" through DOE



## Tax Relief

### Emergency Economic Stabilization Act of 2008

- Extension & modification of the Production tax credit (wind and biomass)
- Expansion of allowance for cellulosic biofuels property
- Qualified energy conservation bonds
- Long term extension of energy investment tax credits
- Extension of biodiesel production tax credit
- Extension and modification of credit for energy efficiency improvements to existing homes
- Long term extension and modification of residential energy efficient property credit
- Extension and modification of alternative fuels credit
- Extension of Energy Efficient buildings deduction
- New Renewable Energy bonds
- Plug in electric drive vehicle tax credit



## Preparation

- Forklift ready
- Focus on job creation, energy savings, jobs, renewable energy generated, jobs, petroleum displaced, jobs and emission reductions
- Organize to develop local conservation strategy



## Contact Information

### State Energy Office

N.C. Department of Administration  
1830A Tillery Place  
Raleigh, NC 27604-1376

### Mailing Address:


1340 Mail Service Center  
Raleigh, NC 27699-1340

919-733-2230 - phone

919-733-2953 - fax

[www.energync.net](http://www.energync.net)





## North Carolina Department of Administration

Beverly Eaves Perdue, Governor  
Britt Cobb, Secretary

Larry E. Shirley, Director  
State Energy Office

---

DATE: May 12, 2009  
RELEASE: Immediate

CONTACT: Seth Effron  
PHONE: 919.733.1922

---

### **FACT SHEET**

#### **The N.C. Energy Program for the American Recovery and Reinvestment Act**

Through American Recovery and Reinvestment Act funding to its State Energy Program, North Carolina will: significantly increase its investments in energy efficiency and renewable energy in the public and private sectors; build its sustainable energy economy and workforce; and promote innovation and development of new energy technologies and resources.

To assist in meeting these goals, North Carolina has identified six focus areas for federal Recovery Act State Energy Program funds:

- Support small businesses and industry through energy savings,
- Grow North Carolina's green workforce,
- Develop an Energy Investment Revolving Loan Fund,
- Improve government energy efficiency,
- Promote residential energy efficiency and renewable energy, and
- Foster renewable energy technology and resource innovation.

In each area, North Carolina will work with strategic partners in the public and private sectors and coordinate with other available sources of funding, including those provided through the federal Recovery Act, to maximize available funding, drive job creation, and extend the scope and positive impacts of these initiatives. North Carolina will demonstrate its performance by tracking jobs created, energy costs saved, units of energy saved, increased capacity for renewable energy generation and greenhouse gas and other emissions reduced.

#### **Support Small Businesses and Industry through Energy Savings -- TOTAL: \$11.5 million**

**Energy savings for small business and industry** – North Carolina will provide technical expertise and financial support to qualified businesses and industries to identify and implement energy saving measures. Incentives for implementing recommendations would be capped at 25% of the project cost up to a maximum of \$100,000. Businesses that participate in this plan may also be eligible to finance additional needs through the N.C. Energy Investment Revolving Loan Fund. **\$4 million**

**“Main Street” communities** – North Carolina will pair energy efficiency and renewable energy initiatives for small businesses and industries with its “Main Street” programs through the N.C. Department of Commerce. These programs seek to boost economic development in small towns, including those in rural areas. Energy initiatives will complement existing economic development tools and support regional job creation strategies. **\$2.5 million**

**Commercial renewable energy system grants** – North Carolina will award grants to industrial and commercial facilities to implement renewable energy projects using solar, wind, hydropower, and biomass technologies. Projects would be sought through a competitive RFP process. Grants will fund up to 25% of project costs, with a maximum of \$100,000 per project. **\$3 million**

**Nonprofit energy management program** – This program will work with nonprofit agencies to implement energy efficiency initiatives that will reduce the operating expenses for each agency. Eligible organizations

---

**Mailing Address:**  
1340 Mail Service Center  
Raleigh, NC 27699-1340

**Telephone (919) 733-2230**  
Fax (919) 733-2953  
[www.energync.net](http://www.energync.net)

**Location:**  
1830A Tillery Place  
Raleigh, North Carolina 27604

would include daycare centers, shelters, health clinics, places of worship, recreational and community centers, museums, schools, and many others. **\$2 million**

### **Growing North Carolina's Green Workforce -- TOTAL: \$8.85 million**

**Workforce development initiative** – Through its community college and university systems as well as other workforce development agencies, North Carolina will develop a multi-level program to meet the training and workforce needs of the emerging green economy. The curricula will address current and projected workforce needs in sectors related to energy efficiency, renewable energy, and alternative fuels. The program will include regional training hubs as well as other on-site, distance and immersive learning components. **\$6.85 million**

**Continuing education for residential and commercial building code inspectors** – North Carolina is actively working to improve its energy codes for residential and commercial buildings. As these improvements are implemented, there will be a significant need for continuing education for building inspectors in all 100 counties to improve code implementation and enforcement. The existing program will be expanded with new partners identified through a competitive RFP process. **\$1 million**

**Education and training for effective federal Recovery Act implementation** – Energy education and training programs will be expanded in the governmental, residential, commercial, industrial, nonprofit and transportation sectors. These education and training programs will focus on energy efficiency and clean energy technology. Participants will gain skills to solve energy problems, reduce energy usage, save energy dollars and access state and federal funding opportunities. Education and training providers will be identified through an RFP process. **\$1 million**

### **Creating an Energy Investment Revolving Loan Fund -- TOTAL: \$18 million**

**Energy Loan Fund** – A revolving loan fund will be created to provide no- and low-interest loans to businesses, nonprofits, local governments, public schools, community colleges and state agencies/universities. The Revolving Loan Fund will extend the scope of federal recovery funds and ensure that these funds continue to support the state's commitment to renewable energy and energy efficiency well into the future. This fund will provide zero- or low-interest financing up to \$1 million for terms of up to ten years. Eligible projects will include: renewable energy and energy efficiency projects for businesses, industries and nonprofits; energy saving measures at public schools; energy saving initiatives for state and local government, and universities and community colleges; and Performance Contract Term Buy-downs. There are 12 performance contracts in process in state institutions and an unknown number of performance contracts with local institutions that may benefit from financing to reduce the amount provided by third parties lenders.

### **Improving Government Energy Efficiency -- TOTAL: \$9.5 million**

**Developing energy assessments and strategic energy plans** – North Carolina will work with local agencies, including community colleges, public schools and local governments, to conduct energy assessments and develop strategic energy plans so participating agencies can implement long-term energy saving strategies and identify potential projects for federal and state Recovery funding. **\$1.49 million**

**Energy efficiency upgrade grants** – Grants for energy efficiency upgrades will address repair and renovation projects at state agencies, universities and community colleges that have been identified but not funded. Proposals for additional projects will be sought from public schools and local governments. The funding would cover items that generate significant energy savings, including: retro-commission HVAC controls; steam trap replacement, lighting fixture upgrades; boiler and water heater improvements; lab fume hood retrofits; chiller plant retro-commissioning; summer boiler installation; condensate recovery; heat pump and plumbing upgrades; incandescent exit light and bulb replacement; water saving toilets and shower heads; IT room HVAC renovations; building automation system upgrades; programmable thermostats; thermostatic radiator valves; sink aerators; occupancy sensors; photo/optical sensors; and exterior lighting upgrades to LED. **\$8 million**

### **Promoting Residential Energy Efficiency and Renewable Energy -- TOTAL: \$10 million**

**Promoting energy efficiency in new affordable housing units** – North Carolina will work in two targeted sectors to improve energy efficiency in new affordable housing. First, we will expand existing efforts through the N.C. Housing Finance Agency to promote energy efficiency in qualified new homes. Second, we will focus on increasing energy efficiency in manufactured housing, where energy efficiency upgrades can result in up to 30% decreases in energy use. Efforts in the manufactured housing sector will build on partnerships to increase the number of "Energy Star" manufactured homes. **\$3 million**

**Energy efficiency audits and implementation for existing homes** – North Carolina will provide partial funding toward the cost of comprehensive home energy audits for owners of existing homes and grants to assist homeowners with implementing audit recommendations. North Carolina will also work with private-sector lenders and other key parties to develop innovative financing programs to help homeowners finance more expensive residential energy improvements. The State Energy Office will issue an RFP to select partners for these programs. **\$7 million**

**Fostering Renewable Energy Technology and Resource Innovation -- TOTAL: \$13.5 million**

**North Carolina Green Business Fund (NCGBF)** – Established by the N.C. General Assembly in 2007, the N.C. Green Business Fund awards competitive grants to North Carolina businesses and organizations with innovative projects focused on three priority areas. In 2008, the priority areas included: (1) Development and commercialization of the biofuels industry; (2) Development and commercialization of the green building industry; and (3) Attraction and leverage of private sector investments and entrepreneurial growth in environmentally conscious clean technology and renewable energy products and businesses. The State Energy Office will contract with the Department of Commerce to fund appropriate projects. **\$10 million**

**Statewide alternative and renewable energy innovations program** – This statewide competitive grant program will promote innovation in developing and using alternative and renewable energy. Examples of eligible projects include expanding local infrastructure for plug-in and other alternative fuel vehicles, supporting biofuels development, and funding large-scale renewable energy projects. **\$3.5 million**

**ENERGY AND EFFICIENCY BLOCK GRANTS:**

\$58 million in federal Recovery energy efficiency and conservation funds will be distributed directly to cities, counties and tribes as well as to the State Energy Office, as follows:.

**DESIGNATED CITIES AND COUNTIES**

|                     |              |
|---------------------|--------------|
| Asheville           | \$804,700    |
| Burlington          | \$223,900    |
| Cary                | \$1,166,800  |
| Chapel Hill         | \$ 554,900   |
| Charlotte           | \$6,780,100  |
| Concord             | \$638,800    |
| Durham              | \$2,173,600  |
| Fayetteville        | \$1,652,900  |
| Gastonia            | \$705,700    |
| Goldsboro           | \$183,600    |
| Greensboro          | \$2,554,900  |
| Greenville          | \$ 777,600   |
| Hickory             | \$209,300    |
| High Point          | \$998,600    |
| Huntersville        | \$175,100    |
| Jacksonville        | \$781,600    |
| Kannapolis          | \$170,300    |
| Raleigh             | \$3,820,400  |
| Rocky Mount         | \$ 572,100   |
| Wilmington          | \$1,039,900  |
| Wilson              | \$ 214,900   |
| Winston-Salem       | \$ 2,262,000 |
| Buncombe            | \$ 624,800   |
| Cumberland          | \$ 590,700   |
| Davidson            | \$ 631,100   |
| Gaston              | \$525,600    |
| Iredell             | \$645,100    |
| Johnston            | \$636,200    |
| Mecklenburg         | \$649,500    |
| Randolph            | \$578,200    |
| Union               | \$751,800    |
| Wake                | \$3,030,300  |
| Cherokee Indians    | \$ 253,100   |
| State Energy Office | \$20,925,300 |



## Senate Select Committee on Economic Recovery

Thursday, May 21, 2009  
9:00 a.m.  
Room 1027 Legislative Office Building

Agenda  
Chair: Senator Martin Nesbitt

Opening Remarks

Sen. Nesbitt

ARRA Byrne/JAG Plan

Jon Williams, Governor's Crime Commission

Questions

Adjourn

**Four-County Community Services, Inc.  
Board of Directors Register  
2008-2009 Program Year**

| <b>BLADEN COUNTY</b>     |                       |                     |                      |   |                                    |  |
|--------------------------|-----------------------|---------------------|----------------------|---|------------------------------------|--|
| <b>Appointing Agency</b> | <b>Date Appointed</b> | <b>Term Expires</b> | <b>Name</b>          | <b>Address</b>                                  | <b>Telephone</b>                   |  |
| County Commissioners     | 07/02/2006            | 06/30/2011          | Delilah Blanks       | 1369 Bowen-Blanks Dr.<br>Riegelwood, NC 28456   | 910-655-4283                       |  |
| County Commissioners     | 07/02/2006            | 06/30/2011          | James G. Smith       | 206 Harwood St.<br>Elizabethtown, NC 28337      | 910-862-4568(H)<br>910-862-4388(W) |  |
| County Commissioners     | 07/02/2006            | 06/30/2011          | Walter Bryan         | 9638 Highway 87 West<br>Tar Heel, NC 28392      | 910-866-5942                       |  |
| Elizabethtown Center     | 08/10/2004            | 06/30/2009          | J. C. Batchelor      | P. O. Box 1123<br>Elizabethtown, NC 28337       | 910-862-2606                       |  |
| Plainview Area           | 09052006              | 06302011            | Joseph Rozier, Jr.   | 1948 Pages Lake Rd.<br>St. Pauls, NC 28384      | 910-865-1266                       |  |
| Baltimore Center         | 08/12/2008            | 06/30/2013          | Norris Lloyd         | 1490 Lloyd Rd.<br>Council, NC 28434             | 910-669-2425                       |  |
| HS Policy Council        | 01/13/2009            | 06/30/2009          | Linda Chancy         | P.O. Box 1814<br>Elizabethtown, NC 28337        | (910) 247-6074                     |  |
| Bladen Community College | 08182008              | 06/30/2013          | Kathryn Geisen       | P. O. Box 266<br>Dublin, NC 28332               | 910-978-5517                       |  |
|                          |                       |                     |                      |   |                                    |  |
| <b>BRUNSWICK COUNTY</b>  |                       |                     |                      |   |                                    |  |
| County Commissioners     | 07/01/2002            | 06/30/2012          | Dellwood Johnson     | 2448 Johnson-Towne Way SW<br>Shalotte, NC 28470 | 910-754-4786                       |  |
| Client Sector            | 09/12/2008            | 06/30/2013          | Charles Godwin       | 5149 Little Prong Rd.<br>Ash, NC 28420          | 910-231-6868<br>910-287-6981       |  |
| Housing Authority        | 04/02/2007            | 06/30/2012          | Freddie R. Stevenson | 7371 Bellamy Rd. NW<br>Longwood, NC 28452       | 910-287-5027                       |  |

**COLUMBUS COUNTY**

| <b>Appointing Agency</b> | <b>Date Appointed</b> | <b>Term Expires</b> | <b>Name</b>    | <b>Address</b>  | <b>Telephone</b>                   |
|--------------------------|-----------------------|---------------------|----------------|---|------------------------------------|
| County Commissioners     | 07/18/2007            | 06/30/2009          | Richard Wilson | 14833 Sam Potts Highway<br>Bolton, NC 28423             | 910-655-4955                       |
| Client Sector            | 09/12/2007            | 06/30/2012          | Tony Spaulding | 605 West 6 <sup>th</sup> Street<br>Tabor City, NC 28463 | 910-653-4136                       |
| Dept. Of Social Services | 09/10/2007            | 06/30/2012          | Joan Stephens  | 4914 Chadbourne Hwy.<br>Whiteville, NC 28472            | 910-641-3169(w)<br>910-654-5532(h) |

**HOKE COUNTY**

|                              |            |            |                      |   |                                    |
|------------------------------|------------|------------|----------------------|---|------------------------------------|
| County Commissioners         | 07/07/2005 | 06/30/2010 | Jacqueline H. Chavis | 2841 Blue Springs Rd.<br>Red Springs, NC 28377  | 910-904-0707(W)<br>910-904-1489(H) |
| County Commissioners         | 07/07/2005 | 06/30/2010 | Shirley Hart         | 708 N. Jackson St.<br>Raeford, NC 28376         | 910-904-1312                       |
| Cameron Heights              | 02/12/2007 | 06/30/2012 | Rebecca O'Berry      | 2391 N. Horace Walters Rd.<br>Raeford, NC 28376 | 910-875-8167                       |
| Bowmore Area                 | 11/24/2004 | 06/30/2009 | Samuel Graham        | 168 Graham Rd.<br>Raeford, NC 28376             | 910-904-0968                       |
| Hoke County Literacy Council | 08/18/2006 | 06/30/2011 | Ellen McNeill        | 6188 Arabia Rd.<br>Lumber Bridge, NC 28357      | 910-875-3237                       |
| Hoke County Civic League     | 09/15/2005 | 06/30/2009 | Robert McRae         | 3910 Turnpike Road<br>Raeford, NC 28376         | 910-875-2805                       |

**PENDER COUNTY**

|                          |            |            |                       |  |              |
|--------------------------|------------|------------|-----------------------|--|--------------|
| County Commissioners     | 12/04/2007 | 06/30/2011 | George Brown          | 361 Bridgeside Road<br>Rocky Point, NC 28457 | 910-675-8653 |
| Client Sector            | 09/28/2006 | 06/30/2011 | Regin a Fennell       | P. O. Box 912<br>Burgaw, NC 28425            | 910-259-4551 |
| Dept. Of Social Services | 07/01/2005 | 06/30/2010 | Deborah L. McAllister | P. O. Box 1516<br>Burgaw, NC 28526           | 910-540-0663 |

**ROBESON COUNTY**

| <b>Appointing Agency</b>   | <b>Date Appointed</b> | <b>Term Expires</b> | <b>Name</b>       | <b>Address</b>  | <b>Telephone</b>                                      |
|----------------------------|-----------------------|---------------------|-------------------|---|---|
| County Commissioners       | 04/24/2007            | 06/30/2011          | Hubert Sealey     | 1937 Ward Store Rd.<br>Fairmont, NC 28340             | 910-628-5923 (H)<br>910-734-7450 (C)                  |
| County Commissioners       | 07/06/2004            | 06/30/2009          | H. E. Edwards     | P.O. Box 425<br>Maxton, NC 28364                      | 910-369-0386  |
| County Commissioners       | 07/01/2007            | 06/30/2012          | Earlena Lowery    | 1979 St. Anna Road<br>Pembroke, NC 28372              | 910-521-9092  |
| County Commissioners       | 07/09/2004            | 06/30/2009          | Bessie Landis     | P.O. Box 99<br>Parkton, NC 28371                      | 910-858-3537  |
| Maxton Center              | 09/10/2008            | 06/30/2013          | Delia Quaison     | P. O. Box 491<br>Maxton, NC 28364                     | 910-844-3431<br>910-844-9859                          |
| Red Springs Center         | 06/23/2004            | 06/30/2009          | Gloria P. Johnson | 5 Highlander Apts – Apt 5B<br>Red Springs, NC 28377   | 910-843-3097  |
| Lumberton Center           | 08/16/2004            | 06/30/2009          | Mary T. Hill      | 400 Grande Oak Blvd.<br>Lumberton, NC 28360           | 910-671-3622<br>910-374-5593 (c)                      |
| Fairmont Center            | 08/09/2006            | 06/30/2011          | Lois Carter       | 277 Stackhouse Rd.<br>Fairmont, NC 28340              | 910-628-6190 (h)<br>910-374-9833 (c)                  |
| Rex Rennert Community      | 06/23/2004            | 06/30/2009          | Rebecca Black     | 203 Hackett Street<br>Red Springs, NC 28377           | 910-843-4425  |
| The Healing Lodge          | 10/03/2005            | 06/30/2010          | Trisha L. Carter  | P. O. Box 2081<br>Pembroke, NC 28372                  | 910-521-9403(H)<br>910-522-0900(W)<br>910-734-3306(C) |
| Community Dev. Corp.       | 07/01/2005            | 06/30/2010          | J. F. Cummings    | P.O. Box 702<br>Lumberton, NC 28359                   | 910-671-0166  |
| NAACP of Robeson County    | 08/30/2008            | 06/30/2013          | Sandra Humphrey   | 6903 E. Great Marsh Church Rd.<br>St. Pauls, NC 28384 | 910-865-1039  |
| Legal Aid of NC – Pembroke | 09/30/2008            | 06/30/2013          | Dale Deese        | P. O. Box 939<br>Pembroke, NC 28372                   |   |
| Robeson Community College  | 08/15/2007            | 06/30/2012          | Debra Lowry       | 909 McIver Rd.<br>Lumber Bridge, NC 28357             | 910-272-3443<br>910-858-3948                          |

**SCOTLAND COUNTY**

| <b>Appointing Agency</b>      | <b>Date Appointed</b> | <b>Term Expires</b> | <b>Name</b>      | <b>Address</b>                                 | <b>Telephone</b>                     |
|-------------------------------|-----------------------|---------------------|------------------|--|--------------------------------------|
| County Commissioners          | 11/09/2005            | 06/30/2010          | John Alford      | 16300 Hillcrest Avenue<br>Laurinburg, NC 28352 | 910-277-2403                         |
| County Commissioners          | 08/04/2008            | 6/30/2010           | James C. Baggett | 18841 Grant Road<br>Laurinburg, NC 28352       | 910-276-0199                         |
| County Commissioners          | 07/07/2006            | 06/30/2011          | John O. McDonald | P. O. Box 352<br>Wagram, NC 28396              | 910-369-2148                         |
| Oak Hill Center               | 10/01/2004            | 06/30/2009          | Verlean Bell     | P. O. Box 934<br>Laurel Hill, NC 28351         | 910-462-3122                         |
| South Scotland Center         | 08/06/2008            | 06/30/2013          | Kathy B. Little  | 363 Baker Street<br>Laurinburg, NC 28352       | 910-506-4449                         |
| Gibson Area                   | 07/30/2008            | 06/30/2013          | Mary L. Williams | 16081 Hamlet Hwy.<br>Laurel Hill, NC 28351     | 910-268-3192                         |
| Scotland County Mental Health | 07/15/2008            | 06/0/2013           | Jennifer Dunham  | 2312 Burney Road<br>White Oak, NC 28399        | 910-738-5261 (w)<br>910-866-4417 (h) |
| NAACP                         | 10/11/2004            | 06/30/2009          | Garland Pierce   | 29181 Buie Street<br>Wagram, NC 28396          | 910-369-2844<br>919-733-5803 (w)     |




## **Senate Select Committee on Economic Recovery House Select Committee on Economic Recovery**

**Senator Martin Nesbitt, Chairing**

**Tuesday, December 15 2009  
2 p.m.  
Room 1027 Legislative Building**

### **AGENDA**


|  |   |
|--|---|
| <b>Welcome and opening remarks</b>                   | <b>Senator Martin Nesbitt</b>   |
| <b>Overview of ARRA spending</b>                     | <b>John McHugh<br/>Office of Economic Recovery</b>  |
| <b>Broadband Funding Update</b>                      | <b>John McHugh<br/>Office of Economic Recovery</b>  |
| <b>Employment Security Commission Update</b>         | <b>Moses Carey, ESC Chair<br/>Dr. Elizabeth McGrath, Director of Labor Market Information<br/>Lockhart Taylor, Director of Governmental Relations</b> |
| <b>State Energy Office Update</b>                    | <b>John Morrison<br/>State Energy Office</b>  |
| <b>State Effort on Health Information Technology</b> | <b>Vandana Shaw<br/>HIT Committee</b>   |
| <b>Committee discussion</b>                          |   |
| <b>Adjournment</b>                                   |   |



**NCRECOVERY.GOV**  
Office of Economic Recovery & Investment

# American Recovery and Reinvestment Act

## ARRA Broadband Programs



Governor Beverly Perdue



# Broadband and the ARRA

## American Recovery and Reinvestment Act of 2009-- Broadband Initiatives

### **U.S. Dept. of Commerce:**

#### **National Telecommunications & Information Administration (NTIA)**

- Broadband Technology Opportunities Program (BTOP)
- State Broadband Data and Development Program (SBDDP)


### **U.S. Dept. of Agriculture:**

#### **Rural Utilities Service (RUS)**

- Broadband Initiatives Program (BIP)

## Program Specifics

- **Broadband Technology Opportunities Program (BTOP) under NTIA Purpose & Criteria:**
  - Grant funds for **Broadband Infrastructure** - last mile or middle mile service to unserved and underserved areas (up to \$1.2 B)
  - Grant funds for **Public Computer Centers** (up to \$50 M)
  - Grant funds for **Sustainable Broadband Adoption** (demand-building, education, training (up to \$150 M)
  - 20% match required
- **Broadband Infrastructure Program (BIP) under USDA-RUS Purpose & Criteria:**
  - Awards can include grants, loans or grant/load packages for **broadband infrastructure**
  - Modeled on long-running existing RUS broadband program



## 1st round BIP/BTOP Broadband Timeline

- BIP/BTOP established in the ARRA
  - Feb 17
- BIP/BTOP programs developed by RUS/NTIA
  - Feb-June
- NOFA released on [www.BroadbandUSA.gov](http://www.BroadbandUSA.gov)
  - July 1
- Joint BTOP/BIP applications due/designation of State SBDDP
  - April 14



## Review Timeline

- NC Service Area Review begins
  - Sept 18
- BTOP Review Committee established
  - Sept 24
- BTOP Subcommittee Meetings
  - Oct 2 (Infrastructure), Oct 5 (PCC/SBA)
- BTOP Report submitted to Governor
  - Oct 8
- Governor's Comments to NTIA
  - Oct 15



## Program Timeline

- All 1<sup>st</sup> round applications due/e-NC designated as NC SBDDP, submits application
  - Aug 14
- e-NC application approved, awarded \$2 million for mapping and planning, 1 of 4 first announced awards
  - Oct 5
- Governor Perdue submits BTOP review letter to NTIA, selects the MCNC Proposal as the overall recommendation for first round of BTOP
  - Oct 15
- e-NC only SBDDP participant to complete 1<sup>st</sup> data pull
  - Nov 1



## Program Timeline, continued


- NTIA announces on BroadbandUSA that 2<sup>nd</sup> and 3<sup>rd</sup> rounds of BIP/BTOP combined
  - Nov 10
- MCNC informed application moved to 2<sup>nd</sup> stage review
  - Nov 12
- To date no awards under BIP/BTOP program announced
- 2<sup>nd</sup> Round NOFA expected 1<sup>st</sup> quarter 2010



## State Broadband Data and Development

### e-NC's Program: NC BRIM (North Carolina Broadband Rigor in Mapping)

- **Mapping** – award of \$1,589,077 over 2 years, with possible additional funding for 3 more years
- **Planning** – award of \$434,799 over 5 years
- The 20% match is being met primarily through e-NC staff time and through match provided by university partners.




# NCBRIM Components

- Mapping Components:
  - Service Provider Data from Providers
  - Service Provider Data from National Data Corporation
  - Wireless Propagation/GIS Modeling
  - Broadband Consumer Data – Local Level
- Additional collection under Planning piece:
  - National Survey Company to look at businesses
  - Citizen Surveys (3 surveys over 5 years)
- All data will be housed with e-NC, allowing the opportunity for verification and assessment by the state.
- Oversight committee review and advise the Governor on assessment procedures.
- e-NC will use e-NC's existing online GIS-based map as the platform for these data updates.



# NCBRIN Progress-to-Date

- **Data Requirements**
  - **Nov 1, 2009** substantially complete set of *availability data* due by Nov. 1
  - **Feb 1, 2010** *substantially complete set of all broadband mapping data* due on or before Feb 1
  - **Mar 1, 2010** *all data collection* must be completed by Mar 1
- **Progress-to-date**
  - November 1 data delivered to NTIA
  - e-NC issued 5 RFPs under SBDDP
    - Collecting broadband data at consumer level – due Dec. 16, 2009
    - Database development and maintenance – due Dec. 18, 2009
    - GIS mapping/hosting – due Wednesday, Dec. 23, 2009
    - Survey analysis of broadband adoption and strategic gaps – due Jan. 4, 2010
    - Web-enabled data mining for collection of broadband data – due Jan. 6, 2010




## MCNC Program

- Application designated as the 1<sup>st</sup> round project that serves the best interest of the state.
- Middle Mile Infrastructure, expanding NCREN (NC Research and Education Network).
- \$28,225,520 project, with a cash match.
- Connecting anchor institutions with wireline fiber.
- Connecting unserved and underserved areas in the west and southeast.
- Agreements for wire swaps with providers in unserved areas to provide last-mile service.



## ARRA Broadband Next Steps

- Continue Mapping efforts.
- 1<sup>st</sup> round BIP/BTOP funding announcements due soon.
- 2<sup>nd</sup> round BIP/BTOP NOFA to be released 1<sup>st</sup> quarter 2010.
- OERI BTOP Working Group to meet post 1<sup>st</sup> round award announcements.
- Possible additional federal infrastructure funds.



**NCRECOVERY.GOV**  
Office of Economic Recovery & Investment


**Office of Economic Recovery and  
Investment**

**20308 Mail Service Center  
Raleigh, NC 27699-0308**

**919-733-1433**

**[www.NCRecovery.gov](http://www.NCRecovery.gov)**

# Employment, Economic and Trust Fund Trends



December 10, 2009

**Dr. Betty McGrath**

Director, Labor Market Information

**Kevin Carlson**

Assistant Chairman, Finance and Administration

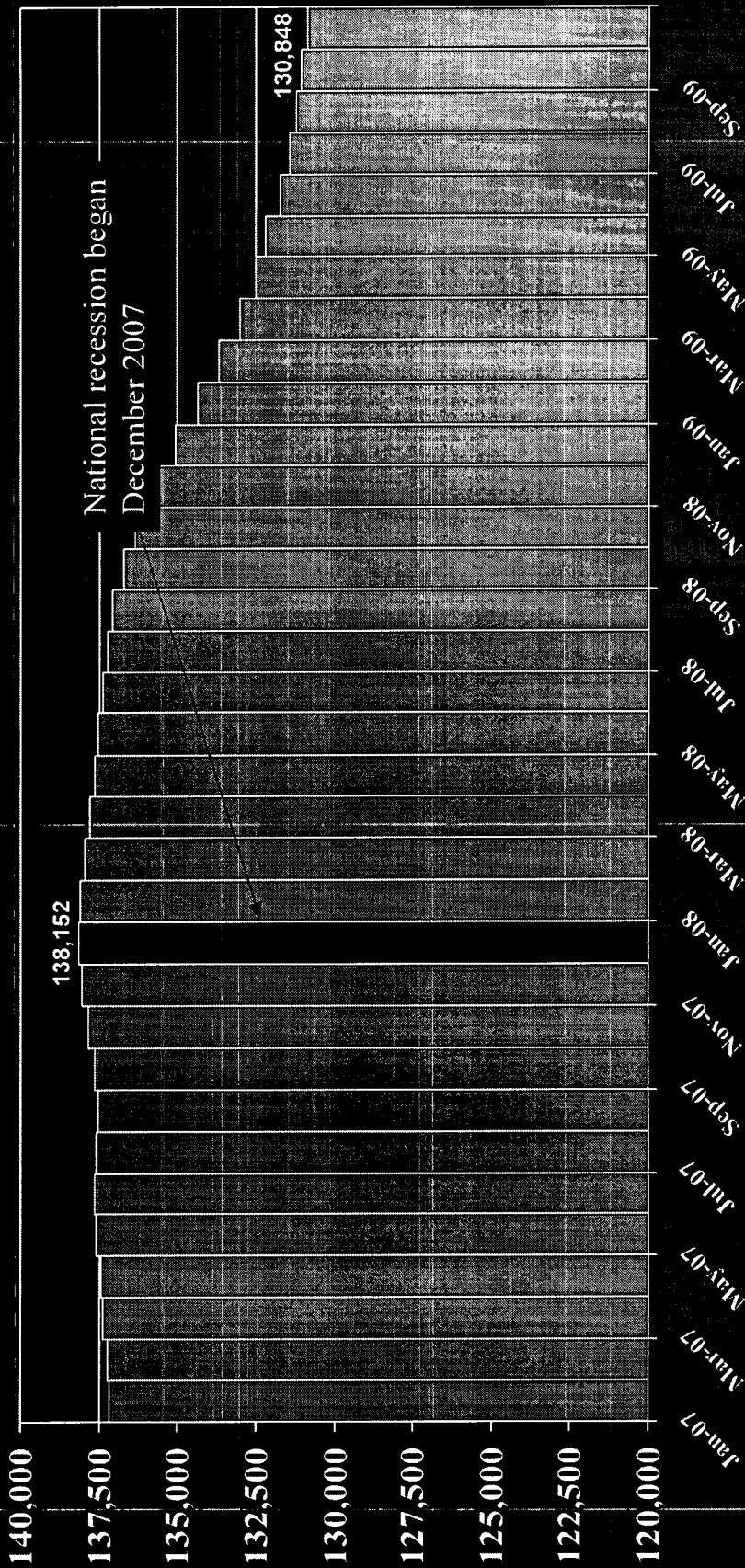
# National Situation

- Between December 2007 and October 2009
  - Decrease of 7.3 million (5.3%) Non-farm Jobs
  - 3.7 million Goods Producing
    - 2.1 million - Manufacturing
    - 1.6 million - Construction
  - 3.6 million Service Providing
    - 1.7 million - Trade Transportation and Utilities
      - 925,800 - Retail Trade
    - 1.5 million - Professional and Business Services
      - 933,400 - Employment Services
    - .5 million - Financial Activities

# National Employment

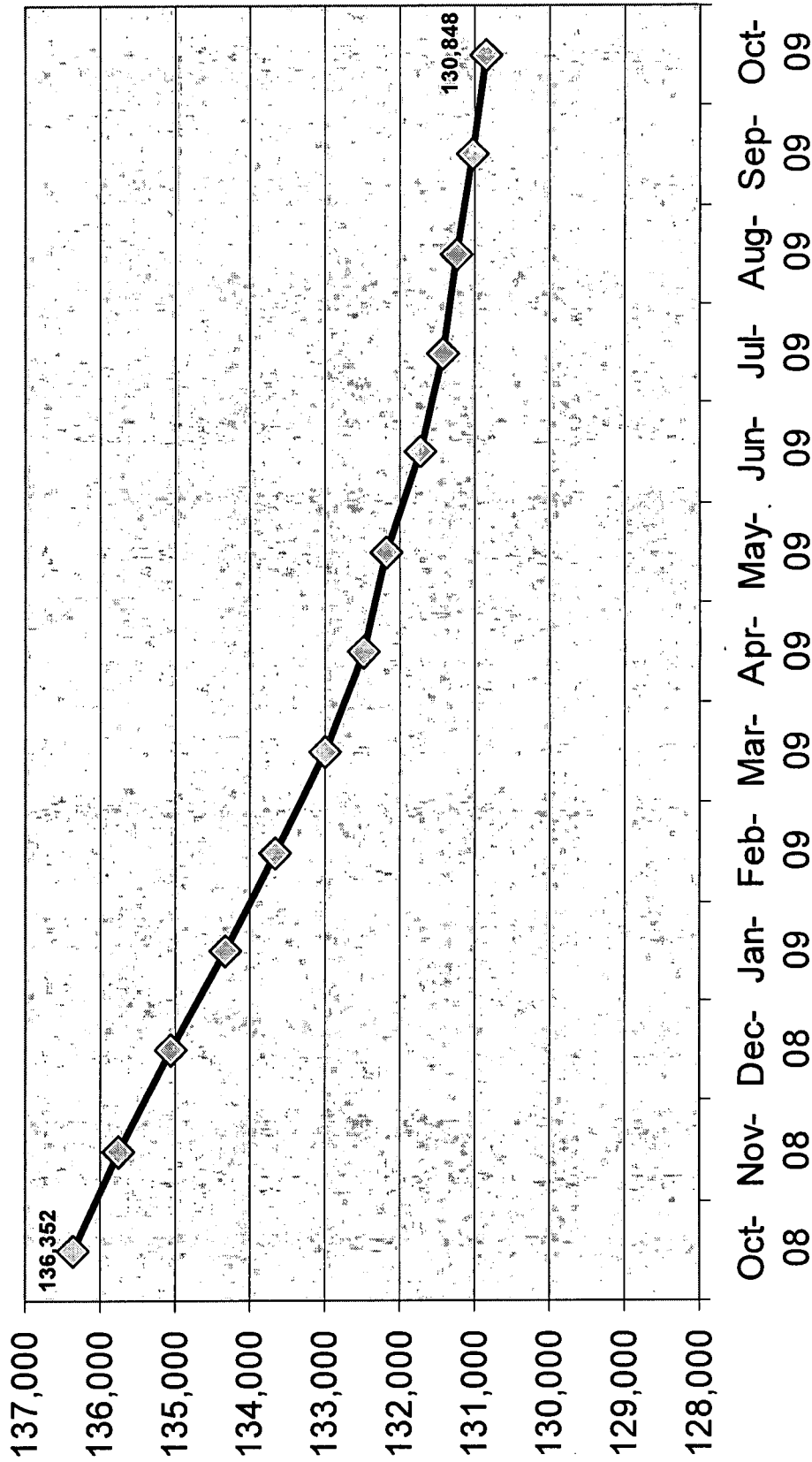
## U.S. Nonfarm Employment January 2007-October 2009

*(Seasonally Adjusted, in thousands)*



# National Employment

*(Seasonally Adjusted, in thousands)*



October 2009 data are preliminary, all other 2009 data are revised and all 2008 data are benchmarked.

# US Labor Force

United States Labor Force  
December 2007–October 2009  
(Seasonally Adjusted)

|                   | December<br>2007 <sup>B</sup> | October<br>2009 <sup>P</sup> | Net<br>Change | Percent<br>Change |
|-------------------|-------------------------------|------------------------------|---------------|-------------------|
| Labor Force       | 153,836,000                   | 153,975,000                  | 139,000       | 0.1%              |
| Employment        | 146,294,000                   | 138,275,000                  | -8,019,000    | -5.5%             |
| Unemployment      | 7,541,000                     | 15,700,000                   | 8,159,000     | 108.2%            |
| Unemployment Rate | 4.9                           | 10.2                         | 5.3           | XXX               |

# National Situation

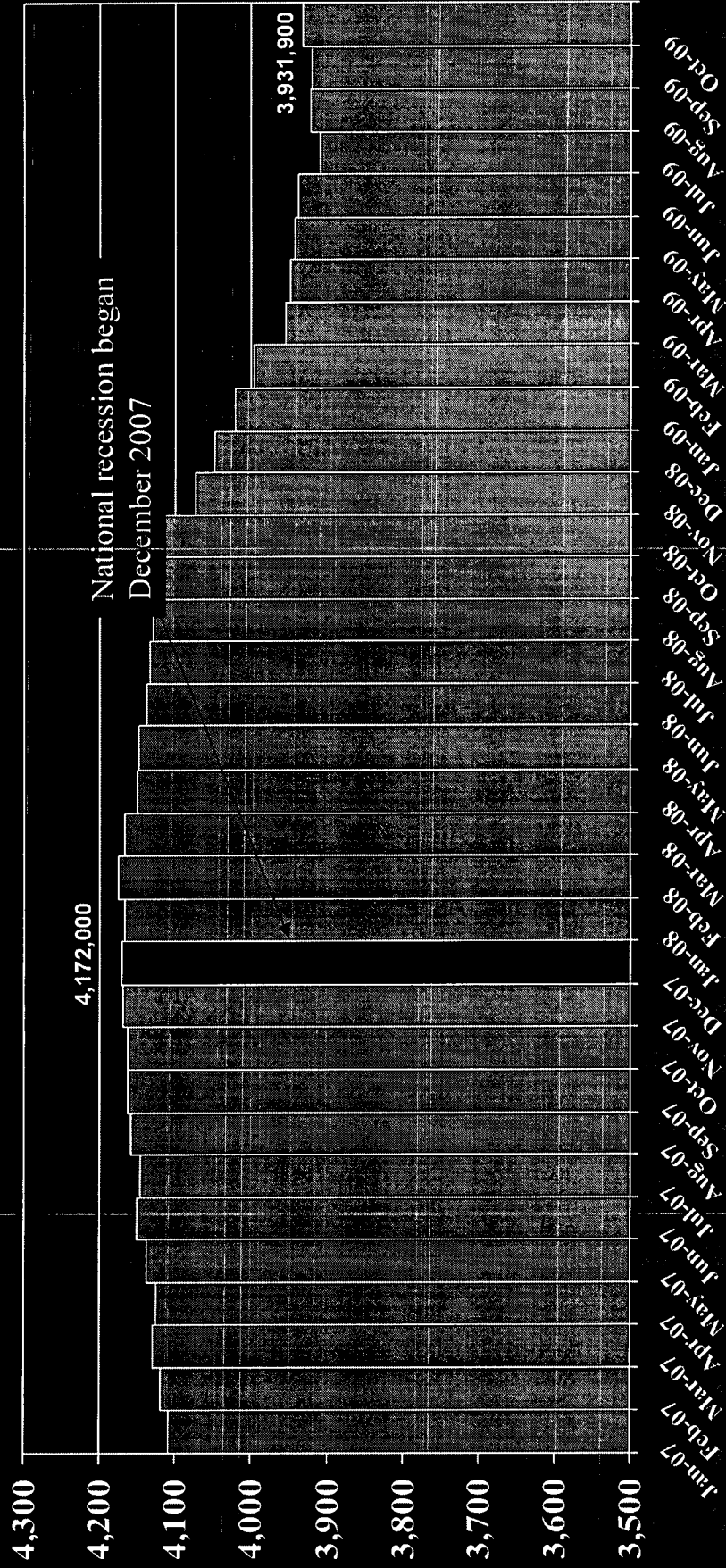
- As of October, 2009
  - 8.1 million more individuals unemployed in the United States than there were in December 2007
  - Lost 7.3 million jobs
    - Need to add 121,733 net jobs a month for the next 60 months to reach December 2007 employment levels

# North Carolina Situation

- Between December 2007 and October 2009
  - Decrease of 240,100 (5.8%) total Nonfarm jobs
  - 156,400 Goods Producing
    - 90,700 - Manufacturing
    - 65,100 - Construction
  - 83,700 Service Providing
    - 60,000 - Trade, Transportation & Utilities
    - 41,000 - Professional & Business Services
    - 12,300 - Financial Activities

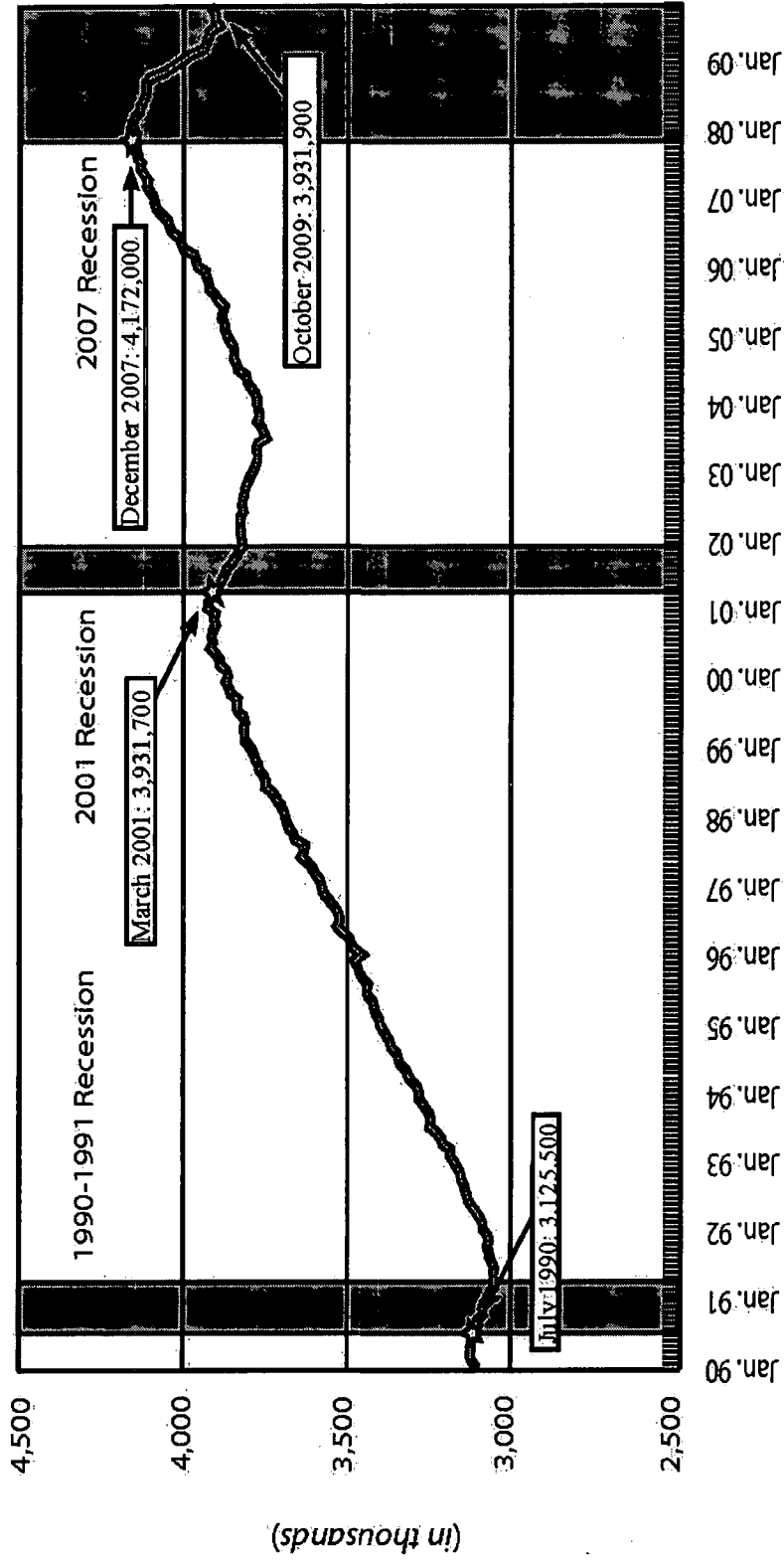
# North Carolina Employment

Nonfarm Employment  
January 2007-October 2009  
*(Seasonally Adjusted, in thousands)*



# NORTH CAROLINA TOTAL NONFARM EMPLOYMENT JANUARY 1990-OCTOBER 2009 (SEASONALLY ADJUSTED)

— Total Nonfarm



Source: CES, LMI of ESC

Note: October 2009 data are preliminary, all other 2009 data are revised, while 1990-2008 data are benchmarked.

Recession periods documented in above graph represent the dates July 1990-March 1991, March 2001-November 2001 and December 2007 to present:

**North Carolina Industry Employment**  
**December 2007–October 2009**  
*(Seasonally Adjusted, in thousands)*

| Industry                              | December 2007 <sup>B</sup> | Oct. 2009 <sup>P</sup> | Net Change    | Percent Change |
|---------------------------------------|----------------------------|------------------------|---------------|----------------|
| <b>Total Nonfarm</b>                  | <b>4,172.0</b>             | <b>3,931.9</b>         | <b>-240.1</b> | <b>-5.8%</b>   |
| Goods Producing                       | 792.9                      | 636.5                  | -156.4        | -19.7%         |
| Service Providing                     | 3,379.1                    | 3,295.4                | -83.7         | -2.5%          |
| <b>Natural Resources &amp; Mining</b> | <b>6.9</b>                 | <b>6.3</b>             | <b>-0.6</b>   | <b>-8.7%</b>   |
| <b>Construction</b>                   | <b>252.9</b>               | <b>187.8</b>           | <b>-65.1</b>  | <b>-25.7%</b>  |
| <b>Manufacturing</b>                  | <b>533.1</b>               | <b>442.4</b>           | <b>-90.7</b>  | <b>-17.0%</b>  |
| Durable Goods                         | 287.1                      | 224.4                  | -62.7         | -21.8%         |
| Nondurable Goods                      | 246.0                      | 218.0                  | -28.0         | -11.4%         |

| Industry                                     | December 2007 <sup>B</sup> | Oct. 2009 <sup>P</sup> | Net Change   | Percent Change |
|--|----------------------------|------------------------|--------------|----------------|
| <b>Trade, Transportation &amp; Utilities</b> | <b>780.2</b>               | <b>720.2</b>           | <b>-60.0</b> | <b>-7.7%</b>   |
| Wholesale Trade                              | 182.8                      | 170.5                  | -12.3        | -6.7%          |
| Retail Trade                                 | 469.2                      | 439.8                  | -29.4        | -6.3%          |
| Transportation, Warehousing & Utilities      | 128.2                      | 109.9                  | -18.3        | -14.3%         |
| <b>Information</b>                           | <b>72.3</b>                | <b>66.8</b>            | <b>-5.5</b>  | <b>-7.6%</b>   |
| <b>Financial Activities</b>                  | <b>212.1</b>               | <b>199.8</b>           | <b>-12.3</b> | <b>-5.8%</b>   |
| Finance & Insurance                          | 157.8                      | 150.5                  | -7.3         | -4.6%          |
| Real Estate & Rental Leasing                 | 54.3                       | 49.3                   | -5.0         | -9.2%          |
| <b>Professional &amp; Business Services</b>  | <b>507.2</b>               | <b>466.2</b>           | <b>-41.0</b> | <b>-8.1%</b>   |
| Professional, Scientific & Technical         | 187.8                      | 180.9                  | -6.9         | -3.7%          |
| Management of Companies                      | 74.8                       | 75.1                   | 0.3          | 0.4%           |
| Administrative & Waste Management            | 244.6                      | 210.2                  | -34.4        | -14.1%         |
| <b>Education &amp; Health Services</b>       | <b>533.1</b>               | <b>546.4</b>           | <b>13.3</b>  | <b>2.5%</b>    |
| Educational Services                         | 77.1                       | 82.7                   | 5.6          | 7.3%           |
| Health Care & Social Services                | 456.0                      | 463.7                  | 7.7          | 1.7%           |
| <b>Leisure and Hospitality Services</b>      | <b>399.1</b>               | <b>390.1</b>           | <b>-9.0</b>  | <b>-2.3%</b>   |
| Arts, Entertainment & Recreation             | 52.7                       | 50.0                   | -2.7         | -5.1%          |
| Accommodation & Food Services                | 346.4                      | 340.1                  | -6.3         | -1.8%          |
| <b>Other Services</b>                        | <b>180.3</b>               | <b>171.5</b>           | <b>-8.8</b>  | <b>-4.9%</b>   |
| <b>Government</b>                            | <b>694.8</b>               | <b>734.4</b>           | <b>39.6</b>  | <b>5.7%</b>    |
| Federal                                      | 63.8                       | 68.2                   | 4.4          | 6.9%           |
| State  | 197.3                      | 199.0                  | 1.7          | 0.9%           |
| Local  | 433.7                      | 467.2                  | 33.5         | 7.7%           |

# North Carolina Labor Force

North Carolina Labor Force  
December 2007–October 2009  
(Seasonally Adjusted)

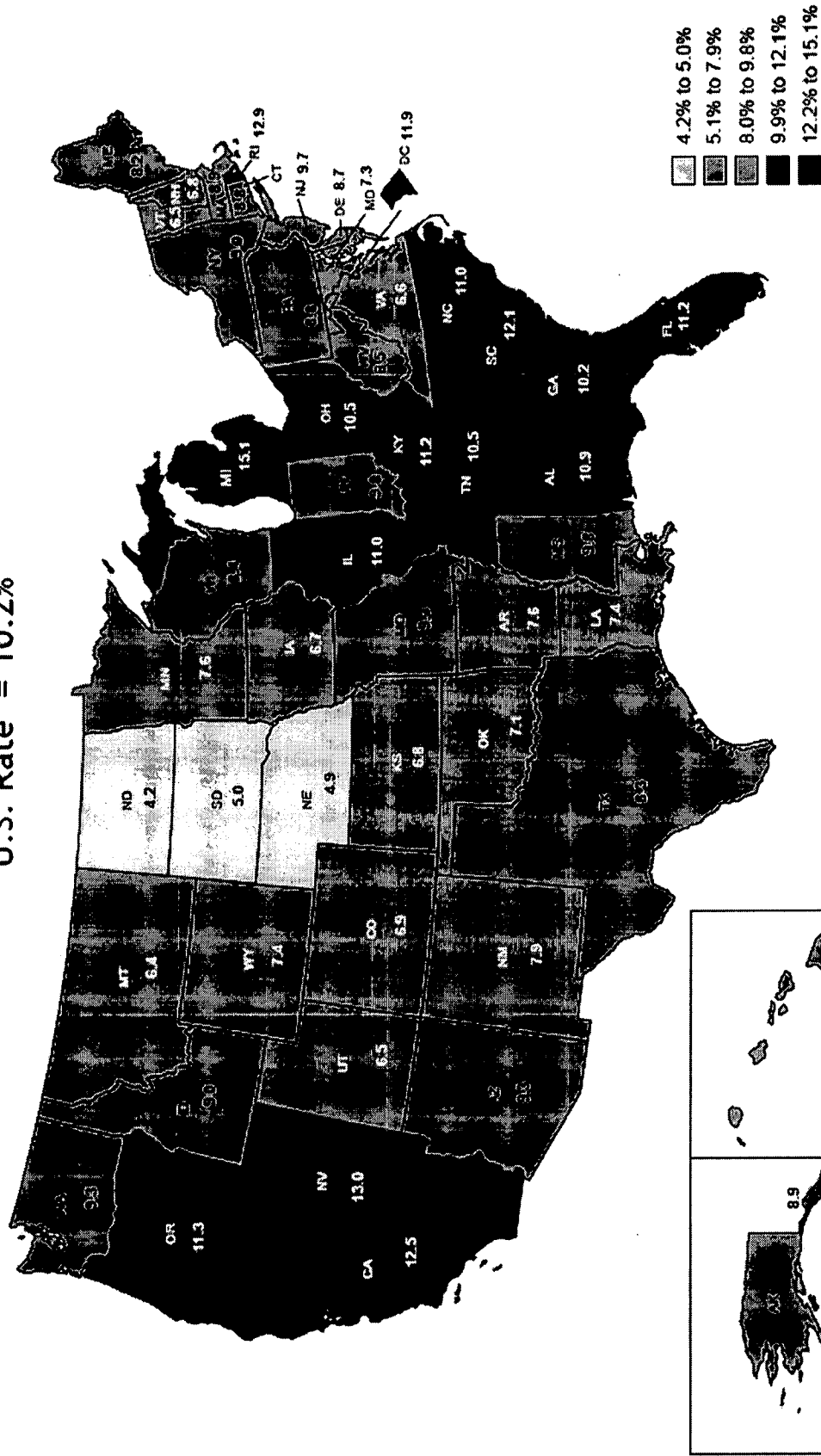
|                   | December<br>2007 <sup>B</sup> | October<br>2009 <sup>P</sup> | Net<br>Change | Percent<br>Change |
|-------------------|-------------------------------|------------------------------|---------------|-------------------|
| Labor Force       | 4,525,570                     | 4,531,750                    | 6,180         | 0.1%              |
| Employment        | 4,299,675                     | 4,035,471                    | -264,204      | -6.1%             |
| Unemployment      | 225,895                       | 496,279                      | 270,384       | 119.7%            |
| Unemployment Rate | 5.0                           | 11.0                         | 6.0           | XXX               |

# North Carolina Situation

- As of October, 2009
  - 270,384 more individuals unemployed in North Carolina than there were in December 2007
  - Lost 240,100 jobs
    - Need to add 4,002 net jobs a month for the next 60 months to reach December 2007 employment levels

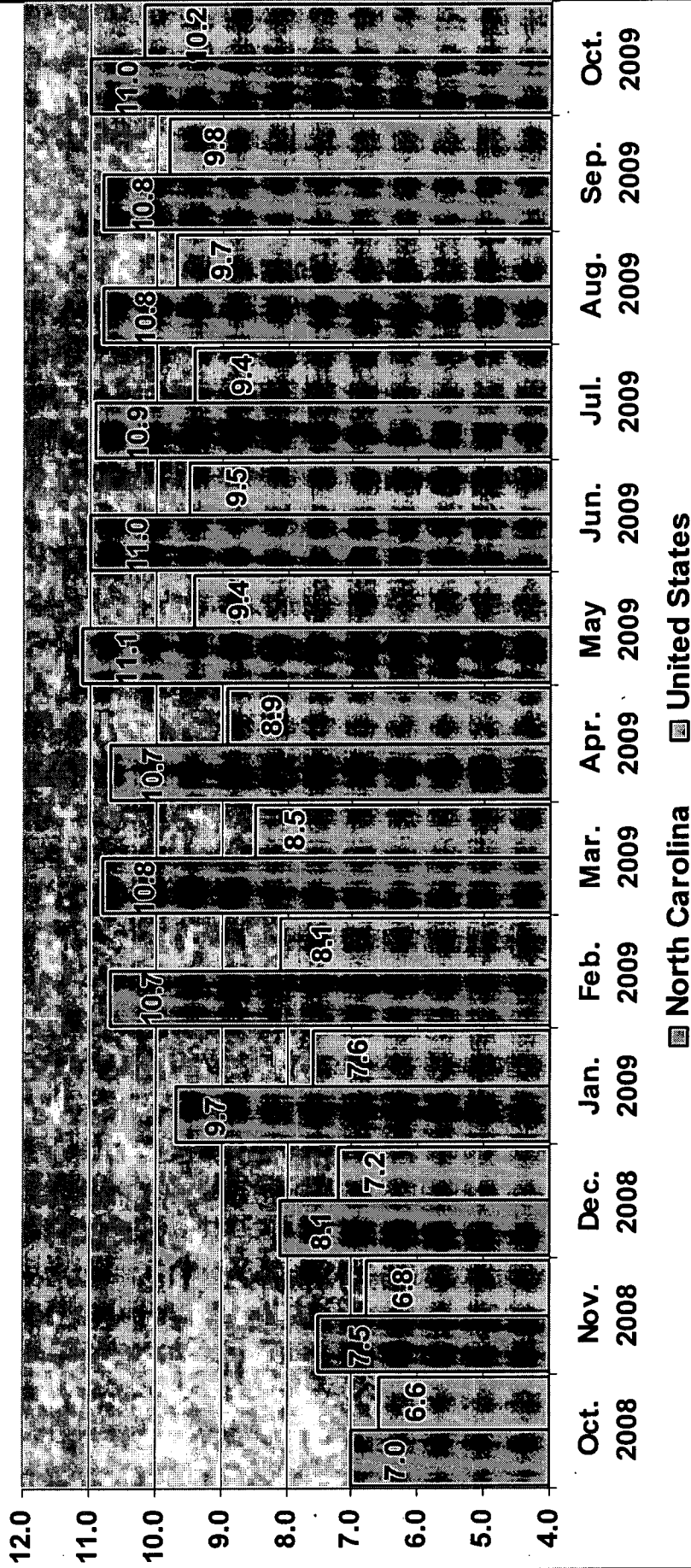
# Unemployment Rates By State, Seasonally Adjusted October 2009

U.S. Rate = 10.2%



Note: October 2009 data are preliminary.  
Prepared by the Labor Market Information Division, Employment Security Commission of North Carolina 12\_09

# United States/North Carolina Unemployment Rates October 2008-October 2009



October 2009 data are preliminary, other 2009 data are revised and 2008 data are benchmarked.


# States With the Highest Unemployment Rates, October 2009

*(Seasonally Adjusted)*

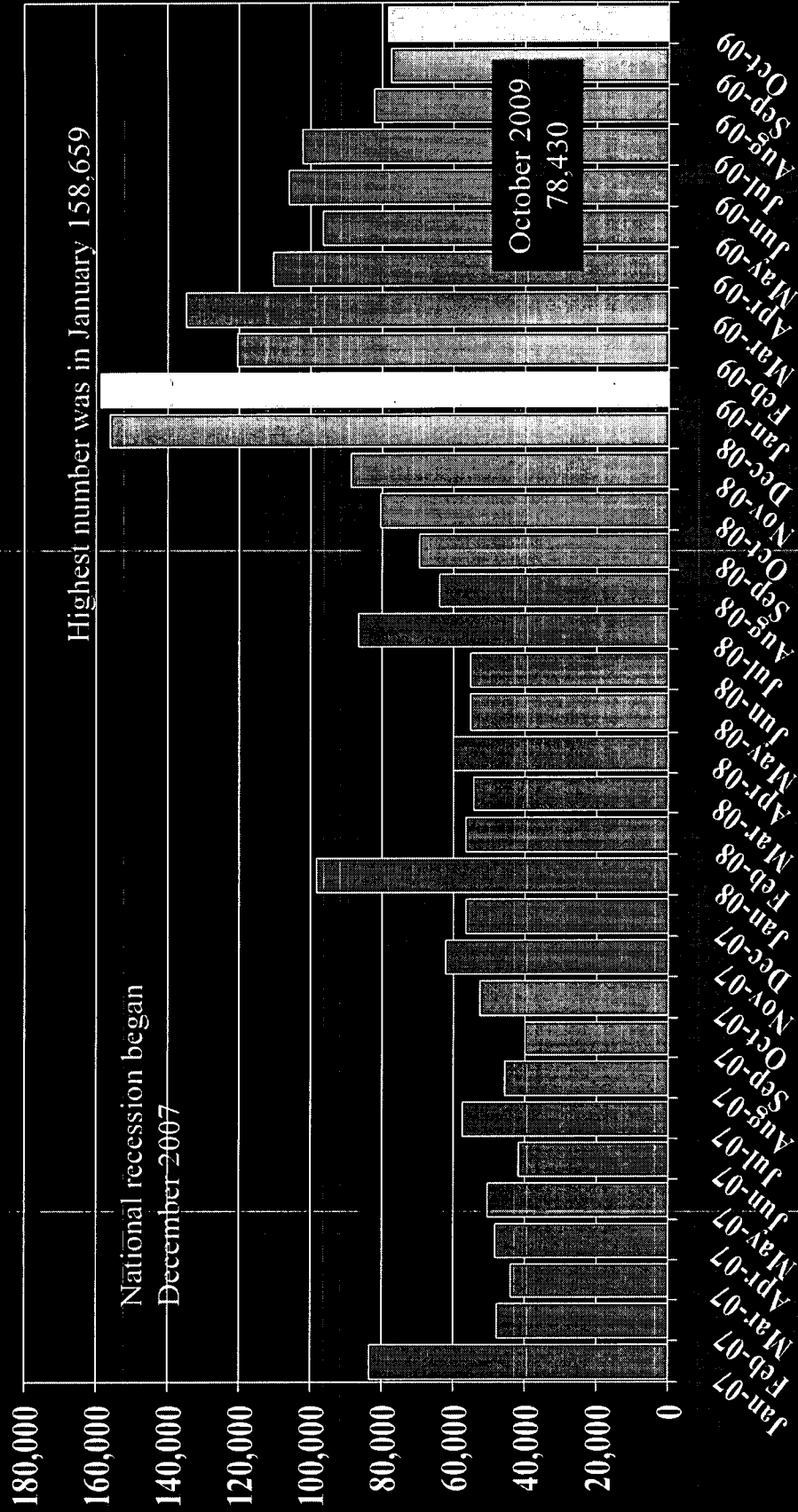
|                | Labor Force | Unemployment Rate |
|----------------|-------------|-------------------|
| Michigan       | 4,848.7     | 15.1              |
| Nevada         | 1,387.4     | 13.0              |
| Rhode Island   | 569.8       | 12.9              |
| California     | 18,333.8    | 12.5              |
| South Carolina | 2,173.5     | 12.1              |
| Oregon         | 1,956.9     | 11.3              |
| Florida        | 9,174.8     | 11.2              |
| Kentucky       | 2,070.9     | 11.2              |
| Illinois       | 6,642.1     | 11.0              |
| North Carolina | 4,531.8     | 11.0              |
| United States  | 153,975.0   | 10.2              |

# North Carolina Unemployment Rates by County

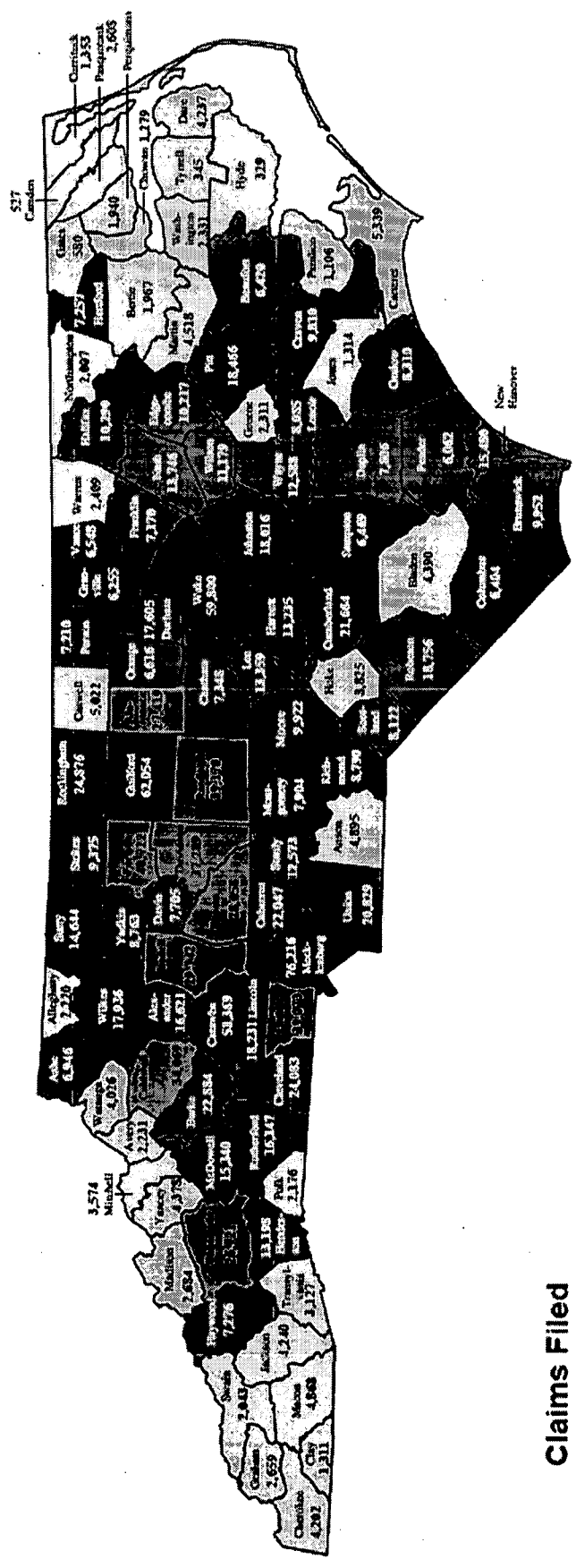
## October 2009




# Regular Initial Claims January 2007-October 2009



# North Carolina Initial Claims Filed by County November 2008-October 2009




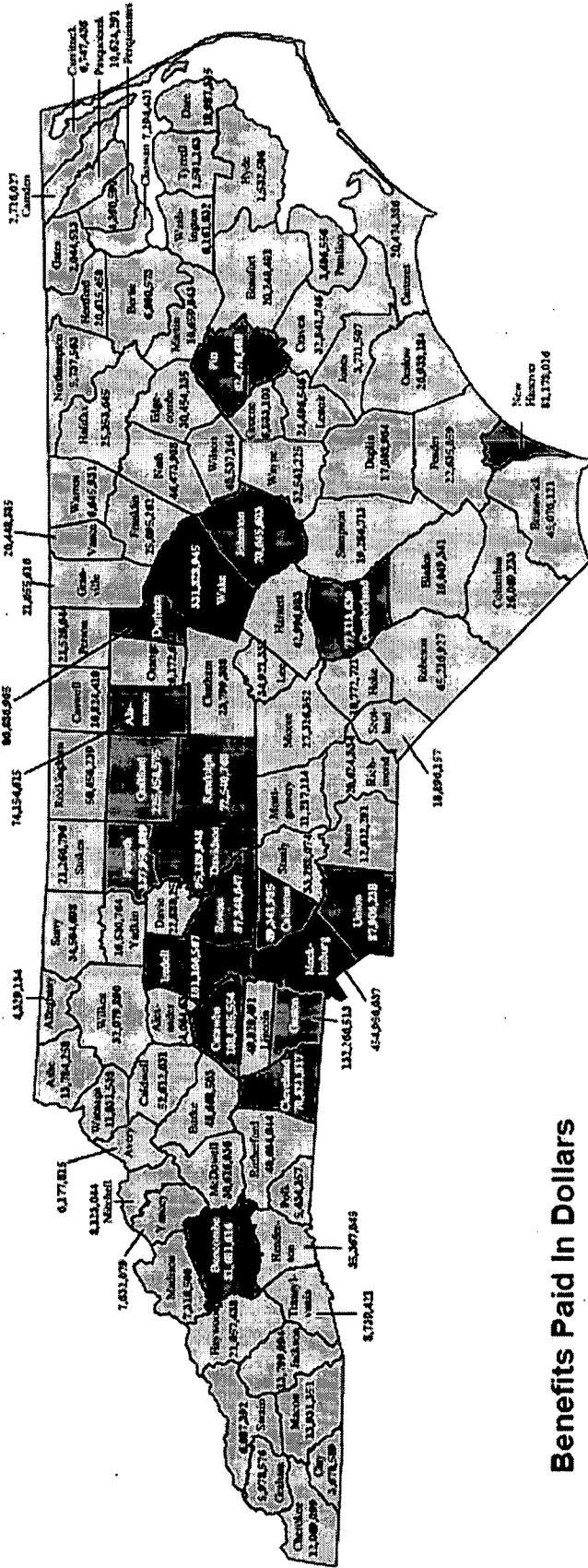
## Claims Filed



Statewide 1,311,997

Source: ETA Reporting  
Prepared by the Labor Market Information Division, Employment Security Commission of North Carolina 11\_2009

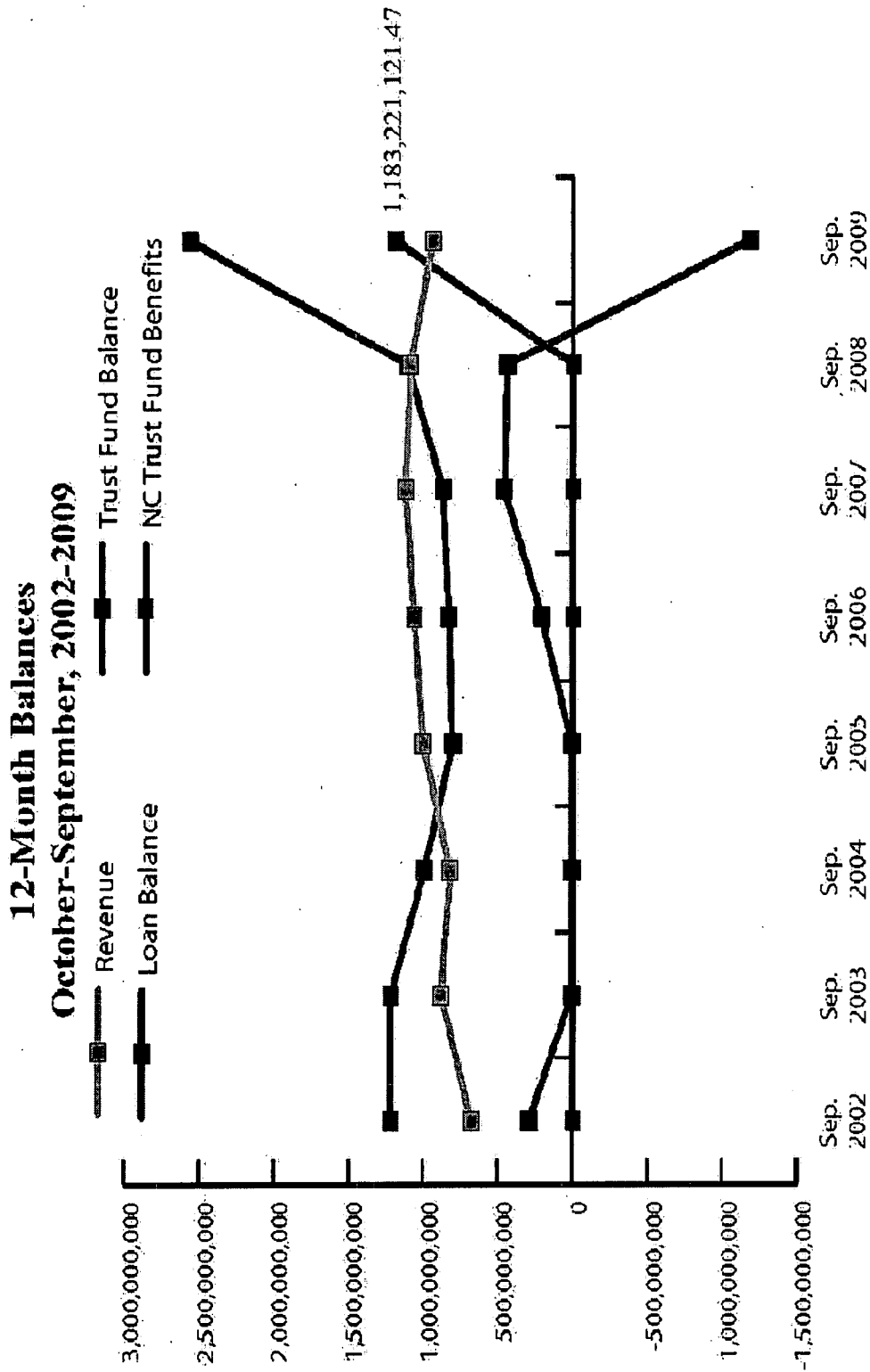
# North Carolina UI Benefits Paid by County November 2008-October 2009 Total All Programs



**Statewide \$4,355,470,192.00**

Note: All programs include Regular Unemployment Insurance (UI), Emergency Unemployment Compensation Tier I (EUCI), Emergency Unemployment Compensation Tier II (EUCII), Extended Benefits (EB) and Federal Additional Compensation (FAC). County data does not sum to statewide total.  
Source: Employment Security Commission of North Carolina (ESC), Information Systems (IS)  
Prepared by the Labor Market Information Division, Employment Security Commission of North Carolina 11\_2009

# UI Trust Fund Update



# Cash Flow

## Cash Flow Yearly Rating Period, October-September

### Taxes

| Year | UI               | State Reserve    | Total Taxes Available | Other Revenue*   | NC Trust Fund Benefits Paid | Trust Fund Balance Ending |
|------|------------------|------------------|-----------------------|------------------|-----------------------------|---------------------------|
| 2002 | \$389,446,000.00 | 0.00             | \$389,446,000.00      | \$286,750,525.66 | (\$1,217,072,665.36)        | \$290,598,884.81          |
| 2003 | \$675,170,000.00 | \$190,479,731.90 | \$865,649,731.90      | \$13,047,279.69  | (\$1,217,867,539.92)        | \$8,966,270.34            |
| 2004 | \$818,819,377.02 | 0.00             | \$818,819,377.02      | \$1,657,225.99   | (\$991,827,865.79)          | \$10,077,093.70           |
| 2005 | \$892,285,000.00 | \$106,294,330.45 | \$998,579,330.45      | \$566,835.60     | (\$803,420,374.82)          | \$10,802,884.93           |
| 2006 | \$939,110,000.00 | \$115,783,000.00 | \$1,054,893,000.00    | \$5,023,190.78   | (\$829,742,442.40)          | \$205,976,633.31          |
| 2007 | \$955,719,514.80 | \$171,646,000.00 | \$1,105,365,514.80    | \$13,436,761.89  | (\$867,051,808.80)          | \$457,727,101.20          |
| 2008 | \$893,872,291.51 | \$172,269,000.00 | \$1,066,141,291.51    | \$20,894,327.26  | (\$1,105,240,044.14)        | \$439,522,675.83          |
| 2009 | \$820,216,000.00 | \$111,194,000.00 | \$931,410,000.00      | \$4,716,910.30   | (\$2,558,870,707.60)        | (\$1,185,221,121.47)      |

\* Note: Other Revenue includes interest and Reed Act distribution in 2002 (\$243M).

# Tax Information

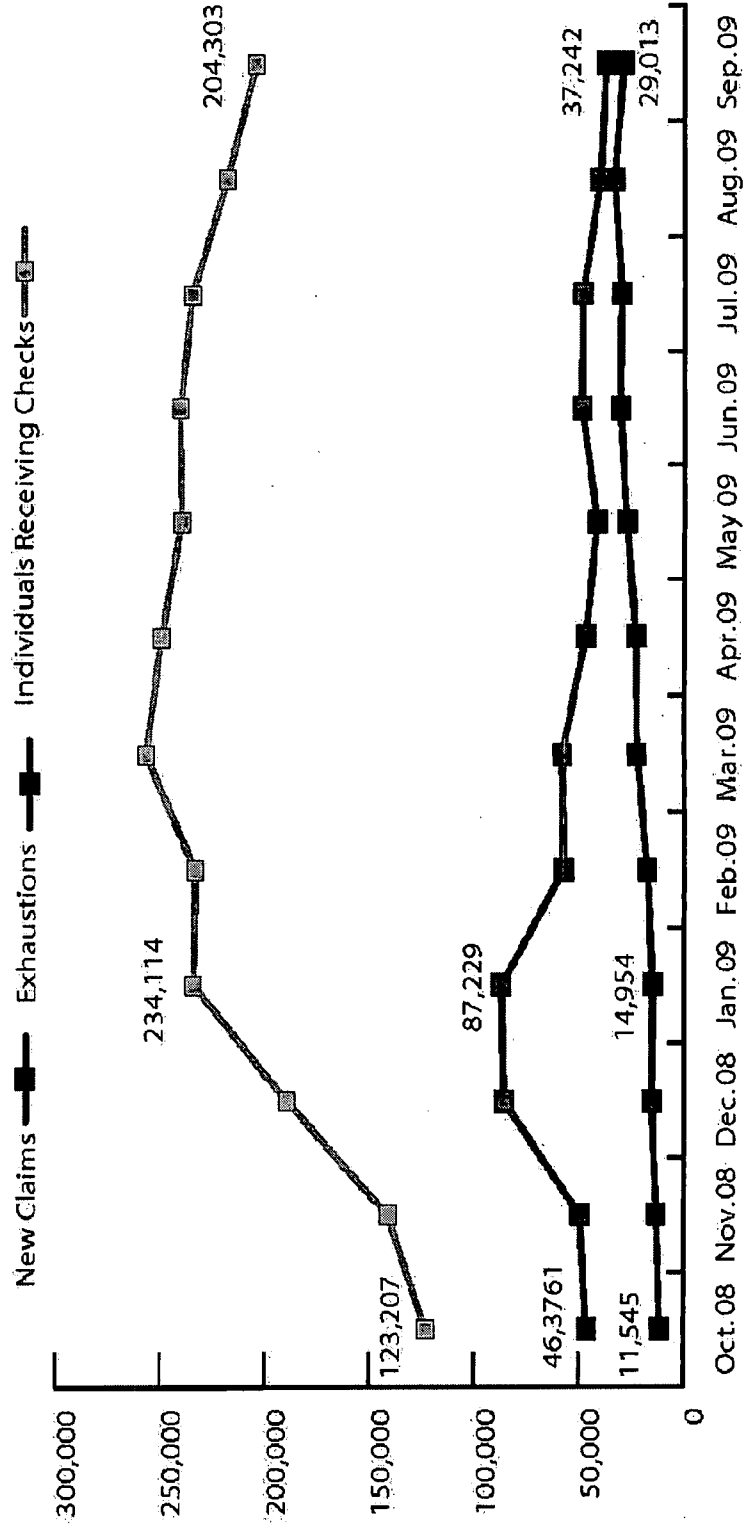
## Quarterly Employer Tax Information 1st Qtr. 2007-2nd Qtr. 2009

| Qtr         | Employer Contributions | Average Tax Rate | Taxable Wages       | Covered Employers | Covered Employees |
|-------------|------------------------|------------------|---------------------|-------------------|-------------------|
| Qtr 1, 2007 | \$466,072,971.52       | 1.923%           | \$24,229,934,249.03 | 193,623           | 3,694,424         |
| Qtr 2, 2007 | \$382,242,864.56       | 1.901%           | \$14,842,747,613.62 | 195,349           | 3,830,265         |
| Qtr 3, 2007 | \$163,714,553.08       | 1.837%           | \$8,910,366,098.18  | 196,537           | 3,881,880         |
| Qtr 4, 2007 | \$115,870,197.08       | 1.803%           | \$6,425,156,076.38  | 197,613           | 3,787,884         |
| Qtr 1, 2008 | \$461,883,731.04       | 1.840%           | \$25,096,526,843.96 | 195,768           | 3,663,856         |
| Qtr 2, 2008 | \$274,760,264.55       | 1.812%           | \$15,157,252,381.55 | 196,976           | 3,756,410         |
| Qtr 3, 2008 | \$155,522,469.96       | 1.737%           | \$8,951,717,528.66  | 197,333           | 3,784,508         |
| Qtr 4, 2008 | \$102,479,550.66       | 1.706%           | \$6,005,200,911.40  | 197,380           | 3,616,789         |
| Qtr 1, 2009 | \$407,488,067.60       | 1.718%           | \$23,421,164,051.60 | 195,194           | 3,345,599         |
| Qtr 2, 2009 | \$238,192,452.37       | 1.689%           | \$14,162,226,642.92 | 197,139           | 3,360,822         |

# Regular UI Claims and Exhaustions

**Regular UI New Claims (Interstate & Intrastate) and Exhaustions  
October 2008-September 2009**

|                                  |         |
|----------------------------------|---------|
| Regular UI Exhaustions           | 268,836 |
| Regular UI New Claims            | 648,718 |
| Individuals Receiving Regular UI | 590,738 |




# UI Benefits Paid


## Total State and Federal Benefits October 2008-September 2009

|                    |                    |
|--------------------|--------------------|
| Total All Programs | \$4,155,490,329.22 |
| Total NC Benefits  | \$2,558,870,707.60 |

Total NC Benefits
  EUC All
  Federal EB 50%
  EB 100%
  FAC
  Federal UCX & UCFE



0 \$100,000,000 \$200,000,000 \$300,000,000 \$400,000,000 \$500,000,000



STATE OF NORTH CAROLINA  
OFFICE OF THE GOVERNOR  
20301 MAIL SERVICE CENTER • RALEIGH, NC 27699-0301

BEVERLY EAVES PERDUE  
GOVERNOR

October 14, 2009

Assistant Secretary Larry Strickling  
Broadband Telecommunications and Information  
Administration  
U.S. Department of Commerce  
HCHB, Room 4812  
1401 Constitution Avenue, NW  
Washington, DC 20230

Dear Assistant Secretary Strickling:

As Governor I would like to thank you for giving me the opportunity to make comments and provide my input on the NTIA's Broadband Technology Opportunities Program. North Carolina has a long and impressive history in fostering the development, early adoption and utilization of high speed internet for educational and economic development purposes. I feel the Broadband Technology Opportunities Program can provide high value to North Carolina both in immediate economic impact to the state and long-term development of our online economy.

Our overriding goal is to get North Carolina's economy moving through projects that will create jobs from the mountains to the coast. The MCNC application provides immediate economic benefit through job creation, and provides the state with a cost-effective, high quality network to train the workforce of the 21<sup>st</sup> century. In addition, it fosters a climate where underserved North Carolinians will have faster, cheaper access to high-speed internet. This program will ensure that North Carolina maintains its top-ranked research, technology and entrepreneurial climate as well as work aggressively to create jobs, train and retrain our workforce, and lay the foundation for a strong and sustainable economic future.

To assist my review, I appointed a committee inclusive of various public groups involved in rural broadband implementation across the state. The BTOP Review Committee reviewed all applications that had a self-identified North Carolina service area and provided me with feedback on those applications in advance of my comments to you. The BTOP Committee divided itself into two subcommittees; the Subcommittee on Infrastructure and the Subcommittee



on Sustainable Broadband Adoption and Public Computer Centers. The Subcommittees made the following recommendations, in descending order of economic and programmatic impact to North Carolina:

1. The Subcommittee on Infrastructure recommended:
  - a. MCNC (Middle Mile Application)
  - b. ERC of the Western Carolinas (Middle Mile/Last Mile Application)
  - c. French Broad Co-op (Last Mile Application)
2. The Subcommittee on SBA/PCC recommended:
  - a. For Public Computer Center applications:
    - i. Mitchell County Historic Courthouse Foundation
    - ii. Olive Hill Community Economic Development Corporation
    - iii. City of High Point
    - iv. Housing Authority of the City of Wilson
  - b. For Sustainable Broadband Adoption Programs: McDowell County Schools

Please find attached the full report from the BTOP Review Committee. The report includes information regarding the committee discussion of the recommended projects, and a number of 'honorable mention' projects that the Committee felt were interesting. The report reflects the priorities which I would recommend for your consideration.

I would like to highlight one of the above programs that has the highest value to North Carolina, MCNC's middle mile application. MCNC's application would extend NCREN (North Carolina Research and Educational Network) in rural North Carolina. The project is important for the immediate economic impact of jobs in high unemployment areas that it would create. MCNC estimates that the design, construction, and operation of the network will create over 230 engineering and construction jobs. There are twelve counties in MCNC's proposed project where the entire county is classified as underserved. Six are in southeast North Carolina: Beaufort, Bladen, Columbus, Edgecombe, Green and Harnett, and six are in western North Carolina: Davie, Jackson, McDowell, Polk, Rutherford and Transylvania. In addition there are at least twelve other counties that will be served that contain unserved census blocks: Carteret, Craven, Johnston, Onslow, Pender and Roberson in the southeast; and Buncombe, Catawba, Cleveland, Haywood, Iredell and Lincoln in the west. North Carolina is suffering from a historically high unemployment rate of 10.8%, higher than the national average. The additions to the NCREN network proposed by the MCNC BTOP proposal would be targeted to rural areas hit the hardest by the economic downturn.

The MCNC application will have a transformative, long-term economic impact as the high-speed, non-profit network would bring together educational, governmental, health care anchor institutions, public utilities, and private providers. MCNC's portion of the network will connect community anchor institutions (schools, community colleges, other institutions of higher education, and community support organizations) in rural North Carolina to the existing


Page Three

NCREN. MCNC's plan will also provide a portion of the network to be leased to private-sector groups, satisfying the Last Mile connectivity goals of BTOP. High-speed internet capacity and other middle-mile services will be offered to ILECs, CLECs, MSOs, wireless ISPs, energy cooperatives, and independent and cooperative telecom companies.

Finally, MCNC has effectively run NCREN for more than 25 years and is an experienced handler of private and federal grant awards. The application has the support of numerous North Carolina institutions, and was endorsed by myself and the entire North Carolina congressional delegation when it was submitted in August. It is my belief that the MCNC BTOP application best serves the needs of North Carolina.

Once again, I thank you for this opportunity to have input on this important program.

Sincerely,

A handwritten signature in black ink that reads "Beverly Perdue". The signature is written in a cursive style with a large initial "B".

Beverly Perdue

cc: Ian Martinez

Attachment

North Carolina  
Office of Economic Recovery and Investment  
Status Report  
As of  
December 4, 2009

The American Recovery and Reinvestment Act (ARRA) of 2009 allocates \$6,026,072,516 to North Carolina. The funds are available in the following categories:

- State Fiscal Stabilization
- Targeted, Formula Programs
- Direct Allocations to Local Governments
- Grant Allocations to State Agencies

The state is also receiving funding from ARRA in other allocation processes as well.

- Direct payments to individuals
  - Food Stamp Increase (\$616 million to 1,122,281 participants)
  - Pell Grant Increase
  - Social Security – One time payment of \$250 to 1,651,972 beneficiaries – \$412,993,000)

- Federal departments supplemental budgets  
Approximately \$780 million is allocated to projects in North Carolina.

- Research and Development  
Grants awarded to UNC-system      \$131,962,100

The following will provide an overview of the fiscal stabilization, targeted, formula programs, and those direct allocations to local governments.

| Program Description | Amount Allocated | As of December 4,<br>Amount committed to<br>Projects / Budgets |
|---------------------|------------------|--|
|---------------------|------------------|--|

**A. State Fiscal Stabilization**

**1. Education**

- Application approved. The state committed \$126,962,971 to meet '08-'09 state education budget needs.      \$    1,161,931,564      \$    1,161,931,564
- The '09-'11 State budget allocates \$517,484,296 to each fiscal year.

| Program Description | Amount Allocated | As of December 4,<br>Amount committed to<br>Projects / Budgets |
|---------------------|------------------|--|
|---------------------|------------------|--|

2. General Purpose

|   |                |                |
|---|----------------|----------------|
| Application approved. The state committed \$232,670,404 to meet '08-'09 state public safety budget needs. The '09-'11 State budget allocates \$12,926,135 each year to Department of Correction | \$ 258,522,671 | \$ 258,522,671 |
|---|----------------|----------------|

3. Medicaid

|  |                  |                  |
|--|------------------|------------------|
| Drawdown is ongoing. In '08-'09 the State expended \$695,749,936 in additional funding. The '09-'11 State budget allocated \$1,359,918,118 of supplemental Medicaid receipts. This account is adjusted based on the adopted '09-'11 state budget | \$ 2,055,668,054 | \$ 2,055,668,054 |
|--|------------------|------------------|

**B. Target, Formula Programs**

The grants come from federal departments. After receiving program specific guidelines from each federal department, the state has to submit a detailed grant application for each funding category. Time schedules vary based on the federal department guidelines

1. Transportation

|                              |                |                |
|------------------------------|----------------|----------------|
| Total for all Transportation | \$ 838,831,242 | \$ 838,831,242 |
|------------------------------|----------------|----------------|

- These funds are for highways, bridges, and transit capital improvements.
- State DOT is awarding construction contracts each month. Bids are at 20 – 25% below NCDOT estimates.
- Projects have been identified to spend 100% of funds allocated to highways and bridges.
- Transit capital projects have been allocated to local transit systems. (\$103,304,242).

| Program Description  | Amount Allocated | As of December 4,<br>Amount committed to<br>Projects / Budgets |
|--|------------------|--|
| <b>2. Clean Water/Drinking Water</b>   |                  |  |
| Capital Improvements   | \$ 137,068,500   | \$ 136,369,633   |
| <ul style="list-style-type: none"> <li>• The state has approved 119 local improvement projects.</li> </ul>   |                  |  |
| <b>3. Energy Efficiency Projects</b>   |                  |  |
| Weatherization   | \$ 131,954,536   | \$ 63,561,735  |
| <ul style="list-style-type: none"> <li>• The application was submitted to Federal Government 05/12/09.</li> <li>• Federal approval has been received for 40% of the grant.</li> <li>• The state has executed contracts committing \$63,561,735.</li> </ul>                                   |                  |  |
| Energy Efficiency Program  | \$ 75,989,000    | \$ 7,598,900   |
| <ul style="list-style-type: none"> <li>• The detailed application was submitted to federal department 05/12/09.</li> <li>• Federal approval has been received for 40% of the grant.</li> <li>• Ten percent of funds advanced to state for ramp up costs and preliminary training.</li> </ul> |                  |  |
| Energy Efficiency and Conservation Block Grant   | \$ 20,925,300    |  |
| <ul style="list-style-type: none"> <li>• The detailed application was submitted 06/25/09.</li> <li>• Federal approval could come in 60 + days.</li> </ul>  |                  |  |
| Energy Star Appliance Rebate Program   | \$ 8,848,616     |  |
| <ul style="list-style-type: none"> <li>• Initial application submitted 08/14/09, and approved.</li> <li>• Detailed application submitted to U.S. Department of Energy on 10/15/09.</li> </ul>  |                  |  |

| Program Description  | Amount Allocated | As of December 4,<br>Amount committed to<br>Projects / Budgets |
|--|------------------|--|
| <b>4. Education</b>  |                  |  |
| Title I and IDEA Funding   | \$ 677,060,763   | \$ 261,058,729   |
| <ul style="list-style-type: none"> <li>• Application approved. State has notified all LEAs of formula allocations. 50% allocated 04/01/09 (\$332,239,336).</li> <li>• Funds to educate homeless youth allocated 07/01/09 (\$1,627,010)</li> </ul>  |                  |  |
| Education Other  | \$ 38,743,248    | \$ 22,738,220  |
| <ul style="list-style-type: none"> <li>• <b>School Lunch Equipment:</b> SBE approved 109 School Food Authority applications totaling \$3,313,727 on 06/04/09.</li> <li>• <b>Work Study:</b> Funds go directly to students (\$4,777,311).</li> <li>• <b>Education Technology</b> \$10 million of the \$16.4 million will be competitive.</li> <li>• <b>Head Start funds</b> \$14,314,846</li> </ul> |                  |  |
| <b>5. Workforce Investment Act</b>   |                  |  |
| Workforce Investment Act   | \$ 79,827,136    |  |
| Adults   |                  | \$ 35,438,154  |
| <ul style="list-style-type: none"> <li>• The 24 local workforce agencies have been allocated \$35,438,154.</li> </ul>  |                  |  |
| Youth  |                  | \$ 21,310,093  |
| <ul style="list-style-type: none"> <li>• The 24 local workforce agencies have been allocated \$21,310,093 for summer youth employment program.</li> </ul>  |                  |  |
| <ul style="list-style-type: none"> <li>• State level training programs have been initiated which total 19,493,592.</li> </ul>  |                  | 19,493,592   |

| Program Description  | Amount Allocated | As of December 4,<br>Amount committed to<br>Projects / Budgets |
|--|------------------|--|
| <b>6. Human Services</b>   |                  |  |
| Child Care   | \$ 67,543,000    | \$56,023,990   |
| <ul style="list-style-type: none"> <li>• Awarded. Funds to be allocated to counties in FY 09-10.</li> </ul>  |                  |  |
| Community Services Block Grant   | \$ 26,243,124    | \$ 24,951,299  |
| <ul style="list-style-type: none"> <li>• Application submitted 05/29/09 and approved. Contracts approved and executed.</li> </ul>  |                  |  |
| Human Services Other   | \$ 85,260,191    | \$ 44,078,461  |
| <ul style="list-style-type: none"> <li>• <b>SNAP Funds</b> – \$9,400,000 allocated and available to counties through 09/30/09 (\$4,879,169 committed).</li> <li>• <b>Emergency Food and Shelter funds</b> – \$3,335,422 allocated and has gone to local FEMA boards.</li> <li>• <b>Foster Care/Adoption funds</b> – \$11,774,494 allocated (\$6,458,757 committed).</li> <li>• <b>Older Blind Individuals funds</b> – \$1,042,363 allocated (\$89,791 committed).</li> <li>• <b>Senior Nutrition Funds</b> – \$2,547,512 allocated and will be spent after 07/01/09.</li> <li>• <b>Senior Community Services</b> – \$621,560 allocated (\$95,816 committed).</li> <li>• <b>Commodity Assistance</b> – \$3,876,000 allocated (\$776,812 committed).</li> <li>• <b>Immunization</b> – \$5,153,105 allocated (\$2,645,293 committed).</li> <li>• <b>Independent Living</b> – \$402,340 allocated.</li> <li>• <b>Vocational Rehabilitation</b> – \$18,029,008 allocated (\$54,436 committed).</li> <li>• <b>Homelessness Prevention</b> – \$29,078,387 allocated. Application has been approved. State has received project</li> </ul> |                  |  |



| Program Description | Amount Allocated | As of December 4,<br>Amount committed to<br>Projects / Budgets |
|---------------------|------------------|--|
|---------------------|------------------|--|

9. Employment Services

|                           |               |              |
|---------------------------|---------------|--------------|
| Total Employment Services | \$ 69,698,780 | \$ 2,026,692 |
|---------------------------|---------------|--------------|

**Wagner-Peyser/Reemployment Services – \$11,091,396 allocated**

- Reemployment Services to Unemployment Insurance Claimants. Application made 03/09/09.
- Available for obligation until 09/30/2010, and expended by 06/30/2011.

**Unemployment Insurance Funds – \$14,647,397 allocated**

- No application necessary.

**Trade Adjustment Assistance Grants – \$43,959,987 allocated**

C. Direct Allocations to Local Governments

|  |                |            |
|--|----------------|------------|
| Total Direct Allocation to Local Governments | \$ 127,473,117 | 11,383,467 |
|--|----------------|------------|


**Community Development Block Grant entitlement – \$6,921,506 allocated to local governments from HUD.**

**Public Housing Capital Fund – \$83,426,611 allocated to local Public Housing Authorities by HUD.**

**Energy Efficiency and Conservation Block Grants – \$37,125,000 allocated to Local Governments.**

- Local Governments responsible for applications by 08/10/09.


| Program Description   | Amount Allocated        | As of December 4,<br>Amount committed to<br>Projects / Budgets |
|---|-------------------------|--|
| <b>D. Grants to State Agencies</b>  |                         |  |
| Discretionary Grants to State Agencies  | \$ 12,283,659           | \$ 2,846,178   |
| <ul style="list-style-type: none"> <li>• AmeriCorps State Grant Award (\$891,387)</li> <li>• US Forestry Service Hazard Mitigation Grants (\$6,408,000)</li> <li>• Aquaculture Assistance (\$797,772)</li> <li>• Water Quality Management Program (\$714,400)</li> <li>• State Clean Diesel Grant Program (\$1,730,000)</li> <li>• EPA-Clean School Bus WEPN (\$509,000)</li> <li>• EPA-Grants to Replace Aging Diesel Engines (\$1,116,600)</li> <li>• EPA-Wind Energy on Tribal Land (\$40,000)</li> <li>• EPA-Municipal Makeover: improving the Performance of Curbside (\$31,500)</li> <li>• EPA-Phone Book Product Stewardship Project (\$45,000)</li> </ul> |                         |  |
| CCPS – Army National Guard  | \$ 39,500,000           | \$39,500,000   |
| Leaking Underground Storage Tank Trust Fund   | \$ 7,554,000            | 7,357,608  |
| <b>TOTAL</b>  | <b>\$ 6,026,072,516</b> | <b>\$ 5,170,590,318</b>  |




**NCRECOVERY.GOV**  
Office of Economic Recovery & Investment

# American Recovery and Reinvestment Act

... at work in North Carolina




Governor Beverly Perdue



## How does ARRA come to the state?

- Tax Law Changes (Individuals & Businesses) (\$288 Billion of \$787 Billion)
- Direct Payment to Individuals- Safety Net
- State Budget Stabilization
- Formula Program Allocation
- Federal Agency Supplemental Budgets
- Competitive Grants: Public & Private



# N. C. / ARRA

|                                     |                      |
|-------------------------------------|----------------------|
| <b>Direct Paymts to Individuals</b> | <b>\$1.7 Billion</b> |
| <b>Stabilize State Budget</b>       | <b>\$3.5 Billion</b> |
| <b>Formula Allocations</b>          | <b>\$2.5 Billion</b> |
| <b>Federal Agencies</b>             |                      |
| <b>Supplemental</b>                 | <b>\$ .9 Billion</b> |
| <hr/>                               |                      |
| <b>Total-to-date</b>                | <b>\$8.6 Billion</b> |

# Tax Law Changes

## Individuals

- \$800 Tax Credit
- Earned Income Tax Extension
- First-time Homebuyers
- Tax Credit for Energy Efficiency Improvements
- Sales Tax Deduction for New Cars

## Businesses

- Depreciation Schedule
- More Flexible Schedule for Operating Loss

## New Bond Financing

- Qualified School Construction Bonds- Tax Credit
- Build America Bonds
- Recovery Zone Bonds
- Interest Subsidy Payments

## Direct Payments

- Supplemental Nutrition Program

+14%


- Social Security Recipients

One -Time Payment

- Pell Grants

+10%

- Increased Unemployment Benefits



# State Budget Stabilization

- **Sources**

Medicaid Enhanced Federal Match

\$2,069,000,000

Education Stabilization

\$1,162,000,000

General Government Stabilization

259,000,000

\$

- **Allocations**

FY 08 - 09

\$1,069,000,000

FY 09 - 10

\$1,388,000,000


FY 10 - 11

\$1,033,000,000

\$3,490,000,000

FY 11 - 12

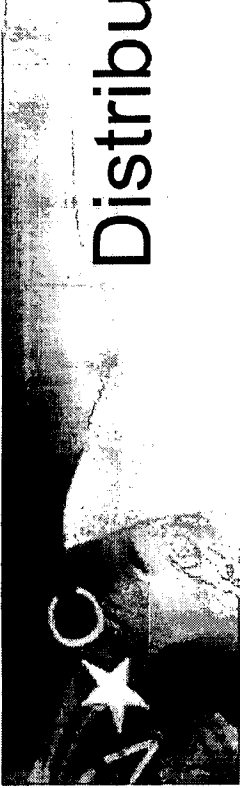
-0-



# Formula Programs

## 44 Categories

|                                 |               |
|---------------------------------|---------------|
| Highways and Bridges            | \$735 Million |
| Transit                         | 103.8         |
| Education Title I/IDEA          | 675           |
| Clean Water/Drinking Water      | 137.1         |
| Energy                          | 275           |
| Housing & Community Development | 250           |
| Workforce Investment            | 79.9          |
| Child Care                      | 67.5          |
| Criminal Justice                | 40.5          |
| Employment Services             | 69.7          |
| Human Services                  | 85.2          |




## Distribution Factors- State Formula Programs

- Some Categories have Direct Allocation to Larger Local Governments
- Transportation- N. C. Equity Formula
- Drinking Water/Clean Water- Applications
- Education- Title I- Low Income Student Percentages
- Federal Agencies- Location of Federal Facilities

## Next Steps

- **Transportation- Highways**
  - 325 Projects
  - 146 Let to Contract
  - \$436 Million Under Contract
- **Transit- \$103 Million Awarded to:**
  - 21 Urban Systems
  - 63 Rural Systems
- **Drinking Water/Clean Water**
  - 115 Projects Approved
  - 65 Under Contract by Mid-Oct.
- Feb. 18, 2010- All Must be Under Contract




# Cash Flow 12/7/09

Highways and Bridges \$156.2 Million


Added Unemployment Benefits  
\$452.7 Million

State Total  
\$2.96 Billion



## OERI Status Report

- Part of OERI Guidebook Introduction, to provide an overview of direct allocation funding
- Accounts for \$6,029,072,516 of ARRA funds
- Tracks 4 main categories of ARRA funding:
  - State Fiscal Stabilization Fund
  - Formula Programs
  - Direct Allocations to Local Governments
  - Grant Allocations to State Agencies




# OERI Status Report

- By-category breakdown of Amount Allocated and Amount committed as of 12/4 (in millions, updated semi-weekly):
  - State Fiscal Stabilization Funds
    - Allocated: \$3,476 Committed: \$3,476
  - Targeted Formula Programs
    - Allocated: \$2,363 Committed: \$1,633
  - Direct allocations to Local Government.
    - Allocated: \$59 Committed: \$49
  - Grants to State Agencies
    - Allocated: \$127 Committed: \$11
  - Total:
    - Allocated: \$6,026 Committed: \$5,170



## Compliance Reporting

- Quarterly Jobs Reporting to Federal Government
- Bimonthly GAO Report to Congress
- GAO/OIG Visitations
- State Oversight
- Web Site
- Fraud & Waste Reporting
- Recovery Accountability & Transparency Board



## ARRA Emergency Rulemaking

- New Authority for Recovery Act Rulemaking in Senate Bill 960
- New Section N.C.G.S. 150B-21.1B established modified Emergency Rulemaking procedure
- Procedure for Notice, Public Hearing, Objections, and Review
- Rules are time-limited, unless full regular rulemaking process is followed
- As of 12/9 N.C.G.S. 150B-21.1B has been used 3 times



- **North Carolina Commission for the Blind:**  
**emergency rules effective 9/23/09**

– The Commission received ARRA funds to expand services to assist its consumers in achieving successful employment. The Commission filed emergency and temporary rules to exempt certain services from the requirement of meeting an economic needs test in order that more individuals would be eligible to receive these services. The economic needs test must not be met by individuals seeking services including (1) books and other training materials required for post secondary training and (2) rehabilitation technology, including telecommunications, sensory aids, and other technological aids and devices for those consumers who have an Individualized Plan for Employment, who are working toward an employment goal that requires specified technology to attain, regain, or maintain employment and who have the capacity to use the equipment. These rules have completed the emergency and temporary rulemaking procedures and the temporary rules took effect 11/16/2009.




- **NC Division of Voc Rehabilitation Services:  
emergency rules effective 10/27/09**

– The Division received ARRA funds to expand services to assist its consumers in achieving successful employment. The Division filed emergency and temporary rules to exempt certain services from the requirement of meeting a financial needs test in order that more individuals would be eligible for these services under this expanded funding. The Division exempted time-limited, Division-sponsored internships with employers as part of an individualized employment plan. These internships must be paid at least minimum wage and last for no more than four months without specific approval otherwise. In addition, personal and vocational adjustment training and on the job training that does not conflict with federal and state wage and hour requirements are also exempt from the financial needs test specified in Rule 0.0206 of Subchapter 89C. The temporary rules were filed with the Codifier 11/24/09 and are expected to be entered into the NC Administrative Code soon.



- **NC Department of Commerce: emergency rules effective 10/30/09**

– The Department filed emergency and temporary rules regarding the allocation of authority and use of Recovery Zone Facility Bonds and Recovery Zone Economic Development Bonds as allocated by the U.S. Treasury under the ARRA. The notice of intent to use the allocated authority for designated projects is due by December 15, 2009 to the State or the allocation is deemed waived to the State for reallocation. Therefore, rules regarding the bond authority allocation, proper uses for each type of bond, and the process for issuing these bonds need to occur on an expedited timetable. These emergency and temporary rules provide a framework in which the allocated authority may be claimed and the bonds may be issued and used for projects in these designated municipalities and counties. The temporary rules are expected to be filed with the Codifier early next week



**NCRECOVERY.GOV**  
Office of Economic Recovery & Investment

**Office of Economic Recovery and  
Investment**

**20308 Mail Service Center  
Raleigh, NC 27699-0308**

**919-733-1433**

**[www.NCRecovery.gov](http://www.NCRecovery.gov)**

# NC Department of Commerce

Energy ARRA Update

December 15, 2009

Select Committees on Economic Recovery

**John E.P. Morrison**  
**Assistant Secretary for Energy**  
**NC Department of Commerce**



# Federal ARRA Money for Energy

Managed within the Energy Division

1. Weatherization \$130 million
2. State Energy Program \$76 million
3. Energy Efficiency and Conservation \$21 million  
Block Grant
4. Appliance Rebate \$8 million
5. Energy Assurance \$1 million  
\$236 million

# Other Energy Related ARRA

- Energy Efficiency and Conservation Block Grant - \$37 million to larger Cities and Counties
- Energy Assurance - \$1 million to NC Utilities Commission
- Green Workforce Development – various amounts to Workforce Development
- Smart Grid – various amounts to Duke Energy and Progress Energy
- Solar Installer training – NCSU Solar Center
- Energy Storage - \$50 million to Cellgard

# Energy Division ARRA Overview

- 5 Funding Areas - 3 of them completely new
- 19 Programs - \$236 million
  - 17 programs new
- 8 active - \$87 million
- 8 RFP's in various stages of development
- 3 on hold pending resolution of amended state energy programs (SEP) plan



# 1. Weatherization \$130 Million

- 50% of the money to Community Action Agencies contracted November 15 (28 agencies & \$63 million)
- Agencies have been operating at accelerated pace since June using 2009/2010 regular annual weatherization funds.
- Regular funds are nearing depletion and the agencies are now turning to ARRA funds
- Training pilots at community colleges completed, classes scheduled for January.

## 2. State Energy Program \$76 million

- 13 Programs – 12 of them new
- 5 programs – RFP's posted and in various stages of review application and making awards - \$10.7 million
- 7 programs - RFP's in various stage of development
- 3 programs - On hold pending resolution of amended plan

# SEP Active Programs

1. NC Green Business Fund
  - \$1.2 Million awarded on 2009 solicitation
  - \$8 million solicitation out shortly
2. Technical Assistance - \$1.95 million
  - 37 engineering firms awarded
  - 200+ requests for assistance in less than 3 weeks

## SEP Active Programs

3. Main Streets - \$2.5 million
  - 21 applications in 1<sup>st</sup> round
  - 2<sup>nd</sup> round in 2010 for those needing more time
4. Commercial Renewable Energy - \$3 million
  - 25% of project cost up to \$100,000
  - External reviewers are at work on 90 proposals
5. Non-Profit Energy Management - \$2 million
  - Applications to administer program received
  - Internal review for minimum requirements

# SEP Programs in Development

1. Workforce Development - \$6.85 million
2. Building Code Training - \$1 million
3. Residential Renewable Energy - \$3.5 million
4. Residential Eff. Existing Homes - \$3.5 million
5. Residential Eff. New Homes - \$3 million



---

## SEP Programs On Hold

1. Government Buildings Eff. - \$8 million
2. Alternative Fuels - \$3.5 million
3. Energy Loan Fund - \$18 million

## SEP Amended Plan

- Summer 2009 DOE approved NC's SEP plan
- At the end of the 2009 session the Legislature earmarked \$21.3 million of the SEP
  - \$12 million for Repair and Renovation Fund
  - \$4 million for Biofuels Center
  - \$300,000 for UNC wind study
- The State Energy Office submitted the amended plan (Plan "B").



## SEP Amended Plan

- In late November DOE did not approve the changes.
  - \$12 M. R&R – Supplanting is prohibited in the Recovery Act of 2009
  - \$ 4 M. Biofuels – Portions of their plan did not comply with SEP regulations
  - \$300,000 UNC wind – Outside the scope of the SEP; as written it was interpreted as research.

# SEP Amended Plan

- Plan “C”
  - Use the \$8 M. in Government Buildings to go down the R&R priority list and do those projects which meet SEP guidelines
  - Ask biofuels center if they would like resubmit those portions of their plan which comply with SEP guidelines
  - Ask UNC if they would like to resubmit their plan as a “feasibility” study for Duke Energy’s 3 turbines in Pamlico Sound.

### 3. Energy Efficiency and

## Conservation Block Grant - \$21

- 2 Program RFP's posted - \$13.4 million
- 2 Programs still in development

# EECBG Active Programs

- Local Government Efficiency \$7.2 million
- K-12 and Community College Eff. - \$6.2 million
- 90 counties and 526 municipalities are eligible

# EECBG Entitlement Cities and Counties

|              |             |                     |              |
|--------------|-------------|---------------------|--------------|
| Asheville    | \$804,700   | Raleigh             | \$3,820,400  |
| Burlington   | \$223,900   | Rocky Mount         | \$ 572,100   |
| Cary         | \$1,166,800 | Wilmington          | \$1,039,900  |
| Chapel Hill  | \$554,900   | Wilson              | \$ 214,900   |
| Charlotte    | \$6,780,100 | Winston-Salem       | \$2,262,000  |
| Concord      | \$638,800   | Buncombe            | \$624,800    |
| Durham       | \$2,173,600 | Cumberland          | \$590,700    |
| Fayetteville | \$1,652,900 | Davidson            | \$631,100    |
| Gastonia     | \$705,700   | Gaston              | \$525,600    |
| Goldsboro    | \$183,600   | Iredell             | \$645,100    |
| Greensboro   | \$2,554,900 | Johnston            | \$636,200    |
| Greenville   | \$777,600   | Mecklenburg         | \$649,500    |
| Hickory      | \$209,300   | Randolph            | \$578,200    |
| High Point   | \$998,600   | Union               | \$751,800    |
| Huntersville | \$175,100   | Wake                | \$3,030,300  |
| Jacksonville | \$781,600   | Cherokee Indians    | \$ 253,100   |
| Kannapolis   | \$170,300   | State Energy Office | \$20,925,300 |

# EECBG Programs in Development

- Transportation - \$2.5 million
- Greenhouse Gas/Landfill Methane \$2.5 million
- Need to avoid National Environmental Policy Act (NEPA)

## 4. Appliance Rebate - \$8 million

- Energy Star Appliances (e.g. Refrigerator, Freezer, Dishwasher, Washing Machine)
- 15% rebate
- April 22 – 25 (Earth Day)
- Working with NC retailers to advertise the rebate and offer point of purchase rebate.

## 5. Energy Assurance - \$1 million

- Funding to bolster NC's capability to deal with energy supply disruptions
- Build capability around cyber-security for Smart Grid
- Works in conjunction with similar grant to NC Utilities Commission.

# Oversight and Monitoring

- OERI review of plans, RFP's and awards
- OERI capacity assessment of the Community Action Agencies
  - DOE review and approval of all plans
  - DOE site visits
    - Office of Weatherization & Intergovernmental Programs
    - SEP program office
    - EECBG Program Office
- DOE Inspector General's Audit of Weatherization
- NC State Auditor



# Staffing

- Current Staff – 21
- Open Permanent Positions – 6
- ARRA Time-Limited Positions - 30

**General Assembly of North Carolina**  
**Joint Select Committee on Economic Recovery**

SENATOR MARTIN L. NESBITT, JR.  
CO-CHAIR  
300 NORTH SALISBURY STREET  
ROOM 300-B  
RALEIGH, NC 27603-5925

State Legislative Building  
Raleigh, North Carolina

REPRESENTATIVE JOE P. TOLSON  
CO-CHAIR  
300 N. SALISBURY STREET  
ROOM 307-B2  
RALEIGH, NC 27603-5925



JESSICA PROCTOR  
COMMITTEE CLERK  
300A1 LEGISLATIVE OFFICE BUILDING  
300 NORTH SALISBURY STREET  
RALEIGH, NORTH CAROLINA 27603  
(919) 715-3001

**AGENDA**

**10:00 a.m. Thursday March 11, 2010**  
**Room 421 Legislative Office Building**

1. Call to order and introductory remarks  
Representative Joe P. Tolson, Presiding  
Senator Martin L. Nesbitt, Jr.
2. Discussion of providing preference to in-state firms in the procurement process  
**Ralph Edelberg**, Chief Standards Engineer  
Department of Administration, Division of Purchase and Contracts
3. Update on the implementation and reporting of the American Recovery and Reinvestment Act in North Carolina  
**Dempsey Benton**, Director  
Office of Economic Recovery and Investment
4. Presentation on North Carolina's application for "Race to the Top" funds  
**Myra Best**, Special Advisor to the Governor for Education and Innovation
5. Presentation on the status of the Weatherization Assistance Program in North Carolina  
**John Morrison**, Assistant Secretary for Energy  
Department of Commerce
6. Presentation by the North Carolina Commissioner of Banks\*  
**Joseph Smith**, Commissioner of Banks  
North Carolina Commissioner of Banks

---

\* Presentation added during the March 11<sup>th</sup> meeting. Agenda handed out during the meeting will not reflect Mr. Smith's presentation.

7. Committee discussion and announcements

8. Adjourn

Next Meeting Date: To Be Announced



# ARRA Oct. - Dec. 2009 Quarterly Jobs Report

## Top Ten States

| State          | # of Jobs | Jobs/ 1000 Residents | 2009 Population |
|----------------|-----------|----------------------|-----------------|
| California     | 71,015    | 1.92                 | 36,961,664      |
| New York       | 43,060    | 2.20                 | 19,541,453      |
| Florida        | 34,966    | 1.89                 | 18,537,969      |
| Texas          | 28,460    | 1.15                 | 24,782,302      |
| North Carolina | 26,119    | 2.78                 | 9,380,884       |
| Ohio           | 24,705    | 2.14                 | 11,542,645      |
| Georgia        | 24,103    | 2.45                 | 9,829,211       |
| New Jersey     | 21,512    | 2.47                 | 8,707,739       |
| Michigan       | 20,140    | 2.02                 | 9,969,727       |
| Missouri       | 16,074    | 2.68                 | 5,987,580       |

**The American Recovery and Reinvestment Act (ARRA)**

**Enacted February 17, 2009**

**The First Year – North Carolina**

**By Dempsey E. Benton, O.E.R.I.**

ARRA funding is being made available in the following tax and budget categories:

- Tax law adjustments to decrease Federal tax obligations for individuals and businesses.
- Funding to states for budget stabilization and investments in infrastructure and governmental services.
- Direct payments to individuals as a “safety net “for those at greatest economic risk.
- Special funding by federal departments to federal agencies in the state.
- Competitive grant awards by Federal department made on a project application basis to public and private organizations.

**A. Funding to State of North Carolina for budget stabilization, infrastructure and governmental services.**

Total allocation       \$6,026,072,900

Amount drawn down \$2,560,304,076 (42% Thru 2/16/10)

**Status**

**1. ARRA Stabilization funding in State Budget**

FY 08-09 \$1,069,000,000 actual

FY 09-10 \$1,388,000,000 budgeted

FY 10-11 \$1,033,000,000 budgeted

**2. Infrastructure – key program areas**

**Highways and Bridges**

ARRA Allocated is \$735,527,000

ARRA deadline for all funds to be committed to projects is March 2, 2010. NCDOT has met this requirement. Funding is allocated to projects in all 14 transportation divisions of the state.

At this time NCDOT has awarded contracts for 309 projects with the obligation of \$580.5 million ARRA funds.

Cash draw down by the state is \$186,132,879.

## Clean Water and Drinking Water

ARRA allocation is \$137,068,500. ARRA deadline for all funds to be under a construction contract is February 17, 2010. DENR has met this requirement.

The state has approved 128 projects for improvements to local drinking water and clean water systems. These projects are in 60 counties across the state. Many of the contracts for these projects were finalized in the October – December, 2009 quarter. Amount draw down \$13,580,399.

## Weatherization

ARRA allocation is \$131,954,536

The state Weatherization Office has executed implementation agreements with regional Community Action Agencies which serve 95 of the 100 counties. The state is in discussion with regional agencies to serve New Hanover, Moore, Montgomery, Richmond and Anson counties.

The regional agencies have substantially completed their ongoing annual weatherization projects, and through January have completed 550 units with the ARRA funding. The target is 23,000 dwelling units over 3 years.

## Energy Efficiency

ARRA allocation to state is \$105,763,000; an additional \$37.1 million direct to local governments.

Grant awards are underway through an RFP process.

Amount draw down for weatherization and energy efficiency - \$12,424,328.

### Community Development

ARRA allocation is \$19,002,120  
State distribution share \$12,080,614

Twenty-five local governments received a direct allocation from HUD. The state has made awards to 27 local organizations for community development improvements. These projects are getting underway.

### 3. Governmental Services

#### Education Title I and IDEA

ARRA allocation is \$677,060,763

These funds are distributed to each local Education Agency in state and are being used in

FY 09-10 and 10-11.

Funds draw down are \$170,846,298

### Workforce Investment

ARRA allocation is \$79,827,136

Funds have been allocated to 24 local workforce management agencies and to special training projects across the state. Funds must be invested by May, 2011.

Funds drawn down are \$38,320,874.

### Homelessness Prevention Program

ARRA allocation is \$29,078,387

8 local governments received a direct allocation from HUD. The state has awarded grants to 20 local organizations.

B. Direct payments to individuals

In this first year, residents in North Carolina have received supplemental direct payments from ARRA as follows:

|                               |                        |
|-------------------------------|------------------------|
| Food Stamp recipients         | \$195,250,598          |
| Social Security Beneficiaries | \$412,991,000          |
| Unemployment Benefits         | <u>\$1,512,516,931</u> |
|                               | \$2,120,758,529        |

C. Special Projects Grant Funding

In this first year, agencies in North Carolina have received ARRA funding for special programs. Most notable are:

|                               |                                |   |
|-------------------------------|--------------------------------|---|
| NCDOT                         | - High Speed Rail Improvements | \$545 million   |
| MCNC                          | - Broadband infrastructure     | \$ 28 million (\$40 million with match funds) to impact 37 counties |
| University (Public & private) | Research & Development         | - \$285 million   |

N.C. Housing Finance Agency - \$150 million to construct 2660 affordable housing units with private / nonprofit organizations. There are 18 projects under construction in 15 counties.

Health Information Technology \$26.5 million to the state: To provide training and technical support for primary care providers (\$13.6), and to facilitate information exchange efforts (\$12.9).

D. Direct Federal funding to Federal Agencies in North Carolina, and other governmental agencies.

Total \$600 million

Major areas

|                            |               |
|----------------------------|---------------|
| Defense Department         | \$261 million |
| Corps of Engineers         | 38 “          |
| Veteran Affairs            | 38 “          |
| Interior Department        | 35 “          |
| Homeland Security          | 44 “          |
| HHS – Comm. Health Centers | 29 “          |
| COPS                       | 31 “          |
| USDA – Forest Service      | 25 “          |

E. ARRA Bonds Authorization

Qualified School Construction Bonds - Total \$554 million

Tax Credits for bond interest

8 counties \$42.3 million

Recovery Zone Economic Development Bonds – Total \$418.1million

Direct payment for 45% of interest

3 local governments \$18.4 million

25 other local governments – “Intent” \$109.8 million

Recovery Zone Facilities Bonds – Total \$627.2 million

Tax exempt Private purpose bonds

2 local projects \$33.5 million

23 other local governments – “Intent” \$224 million

- Reallocation Process – N.C. Tax Reform Allocation Committee
- December 31, 2010 deadline for bond issuance - ARRA



STATE OF NORTH CAROLINA  
OFFICE OF THE GOVERNOR

20301 MAIL SERVICE CENTER • RALEIGH, NC 27699-0301

BEVERLY EAVES PERDUE  
GOVERNOR

December 18, 2009

The Honorable Sue Myrick  
US House of Representatives  
230 Cannon HOB  
Washington, DC 20515-3308

Dear Representative Myrick:

As Congress continues its work on President Obama's jobs recovery plan, I want to urge you to do all you can to ensure steps are taken to ease the credit crisis facing so many of North Carolina's small businesses.

Last Friday, a team from North Carolina met with officials at SBA to discuss a state-federal partnership to increase the flow of credit to our state's small businesses. Participating in that meeting were leaders from my Department of Commerce, the Economic Development Board, the N.C. Banking Commission, the N.C. Bankers Association, and the N.C. Small Business Technology Development Center.

I have asked these organizations to develop a plan here in North Carolina to increase bank participation in federally-backed small business and recovery loans and improve the quantity and quality of small business loan applications. I have specifically directed them to partner with SBA and with any new federal initiatives designed to unfreeze small business access to credit.

We will put a structure in place in North Carolina to facilitate more – and more favorable – lending to our small businesses. For the effort to succeed, however, the federal government should take steps to address some of the barriers to credit that have arisen.

Specifically, I strongly support the federal government identifying sources of capital, such as unspent TARP funds, that can be repurposed and deployed through banks specifically for small business lending.

The availability of 90%/no fee SBA-backed small business loans should be extended, and the regulatory pressures applied to lenders should be eased just enough to bring credit access back within reach of the many viable businesses that need it.



Representative Sue Myrick  
Page 2  
December 18, 2009

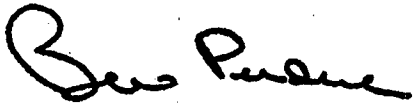
I also hope you will also consider support for tax incentives for small businesses that create jobs as a result of federally-backed loans – a resource that could help businesses address underwriting requirements when seeking credit.

I am enclosing a list of suggested elements for a federal jobs package that my office assembled and submitted to the White House recently. These were assembled working with a variety of business and economic development interests here in the state and contain the seeds for innovative ideas to spur job creation.

Your leadership on behalf of our state's small businesses means more at this time than ever before. I especially appreciate those who have taken the time to hold forums and town hall sessions to seek input on how we may spur business job creation in these times.

Please know that my administration stands ready to partner with you as we move toward a bright future for North Carolina.

Sincerely,

A handwritten signature in black ink that reads "Bev Perdue". The signature is written in a cursive style with a large initial "B".

Bev Perdue

BEP/ceh



STATE OF NORTH CAROLINA  
OFFICE OF THE GOVERNOR  
20301 MAIL SERVICE CENTER • RALEIGH, NC 27699-0301

BEVERLY EAVES PERDUE  
GOVERNOR

December 16, 2009

Ms. Karen G. Mills, Administrator  
U. S. Small Business Administration  
409 3<sup>rd</sup> Street, SW  
Washington, DC 20416

Dear Ms. Mills:

On Friday of last week, Ana Ma and a number of your top staff took time out of their busy schedules to meet with a team of North Carolina banking officials and members of my administration. I had asked this group to meet with your staff to explore how North Carolina could forge a model partnership with SBA to increase flow of credit to small businesses during the current recession.

I want you to know how much I appreciated your office's hospitality. Most importantly, I appreciate the willingness to engage with my team and our banking community on this effort.

I hope that in the weeks ahead we can put in place a model system here in North Carolina that will complement federal efforts by helping increase bank participation and improving the quantity and quality of small business loan proposals. The SBA's ongoing support for this initiative means much to me.

Thank you for all you do to assist the small businesses of our country – especially those here in North Carolina.

Sincerely,

A handwritten signature in black ink that reads "Bev Perdue". The signature is written in a cursive style.

Bev Perdue

BP/dh

c: Ana Ma, Chief of Staff, SBA  
Keith Crisco, N.C. Secretary of Commerce  
Don Hobart, Office of the Governor  
Jim McCleskey, Office of the Governor  
Joe Smith, N.C. Banking Commission  
Thad Woodard, N.C. Bankers Association  
Paul Stock, N.C. Bankers Association  
Scott Daugherty, N.C. SBTDC  
Peter Reichard, N.C. Economic Development Board



BEVERLY EAVES PERDUE  
GOVERNOR



STATE OF NORTH CAROLINA  
OFFICE OF THE GOVERNOR  
20301 MAIL SERVICE CENTER • RALEIGH, NC 27699-0301

December 18, 2009  
Contact: Chrissy Pearson  
Office: (919) 733-5612

## **Governor Calls on Federal Government to Ease Credit for Small Businesses**

*Letter sent to N.C. Congressional Delegation*

**RALEIGH** – Gov. Bev Perdue today called on North Carolina’s Congressional Delegation to support steps to ease the credit crisis facing North Carolina’s small businesses. Gov. Perdue’s #1 priority is creating jobs in North Carolina, and helping small businesses grow is critical to creating jobs.

“Small businesses are the backbone of North Carolina’s economy,” said Perdue. “It is critical that we get credit flowing back to small businesses to work our way out of this economic and financial crisis.”

In a letter to the N.C. Congressional Delegation, Gov. Perdue asked for federal government support for North Carolina’s efforts to increase lending to North Carolina small businesses. Specifically, the federal government should:

- Identify sources of capital, such as unspent TARP funds, that can be repurposed and deployed through banks specifically for small business lending.

- Extend the availability of 90% no fee SBA-backed small business loans, and ease the regulatory pressures applied to lenders to bring credit access back within reach of the many viable businesses that need it.
- Consider tax incentives for small businesses that create jobs as a result of federally-backed loans.

In recent weeks, Gov. Perdue has asked leaders from the Department of Commerce, the Economic Development Board, the N.C. Banking Commission, the N.C. Bankers Association, and the N.C. Small Business Technology Development Center to develop a plan to facilitate more lending to North Carolina small businesses.

That team met last week with Small Business Administration officials to discuss a state-federal partnership to increase the flow of credit to small businesses. However, to maximize the impact of these efforts the federal government must take steps to address barriers to credit.

In 2006, small businesses accounted for 98% of employers and 49% of private-sector employees in North Carolina.

Additionally, Gov. Perdue provided a list of proposals for a federal jobs package that was recently submitted to the White House. Several of those proposals were included in a bill recently passed by the U.S. House. The letter and list of proposals is attached.

###

## Recommendations for Elements of a Federal "Jobs Bill" Governor Bev Perdue • State of North Carolina

| Job Creation   | Job Preservation and Assistance for People During Difficult Economic Times   |
|--|--|
| <ul style="list-style-type: none"> <li>• Jumpstart bank lending to small and mid-sized businesses by enabling the federal SBA Loan Guarantee Program to shoulder more risk of borrowing and reduce the risk/reward profile for business loans. Allow the SBA to increase its loan guarantees to small businesses to 95%, increase the leverage available to SBIC's to five-to-one, and loosen FDIC regulatory restrictions on SBA-guaranteed loans.</li> <li>• Fund state small and mid-sized business assistance programs that partner with lenders and provide business support services that reduce the default risk of borrowers.</li> <li>• Expand federal SBIR/STTR programs and funding.</li> <li>• Provide funds to expand state grant assistance programs to small businesses and innovative "green economy" businesses.</li> <li>• Fund immediate capital construction needs at U.S. military bases and National Guard units, creating construction-related jobs.</li> <li>• Fund immediate renovation and construction needs at public schools and community colleges and universities. Include provisions that enable small, local contractors, including those in rural areas, to share in the work and create jobs in severely stressed communities.</li> <li>• Renew ARRA funding for programs that were significantly underfunded compared to demonstrated needs – e.g., TIGER grants, FEMA firehouse funds, etc.</li> <li>• Help businesses expand and create more jobs by forgiving state unemployment insurance debt that would otherwise be passed on to businesses through higher unemployment insurance rates.</li> <li>• Provide infrastructure funding that can be spent immediately to develop wetlab and other incubator space for promising emerging industries such as biotechnology, life sciences and biomanufacturing.</li> <li>• Federal initiatives to attract foreign-based companies to the United States, providing greater international parity when U.S. states are competing against other countries for foreign direct investment projects.</li> </ul> | <ul style="list-style-type: none"> <li>• Increase funding to community college programs that train unemployed workers for new jobs in growing fields.</li> <li>• Redirect available TARP funds to assist struggling homeowners who are at risk of foreclosure due to job losses (as opposed to just subprime loans).</li> <li>• Fund innovative state initiatives that directly assist struggling homeowners who are at risk of foreclosure</li> <li>• Fund targeted equipment purchases by community colleges that support workforce training programs for high-demand industries with available jobs.</li> <li>• Provide targeted workforce training and job-seeking assistance to population sectors with unusually high unemployment rates, such as unemployed minority mates.</li> <li>• Create an Economic Disaster Recovery Loan Program to meet mid-term debt needs.</li> <li>• Fund state initiatives that help existing industries modernize and reengineer their processes to stay in business – e.g., Manufacturing Extension Partnership programs and hands-on small business assistance programs.</li> <li>• Provide funds or tax credits to manufacturing companies to help "buy-down" the cost of specialized equipment needed for job training in high-demand and growing business sectors.</li> <li>• For infrastructure programs, target funds to projects that will provide opportunities for small business construction trades and contractors, including ones in underserved rural areas – e.g., repair and renovation jobs that can be successfully competed for and secured by existing small businesses.</li> <li>• Fund public infrastructure projects like water and sewer replacement and upgrades or transportation grading and paving work that can be successfully competed for and secured by smaller and more local businesses. Include special targeted funds for rural areas.</li> <li>• Provide funds for certification assistance (e.g. AS 9100, ISO) for defense contracting companies</li> </ul> |

|   |   |
|---|---|
| <ul style="list-style-type: none"> <li>• Extend and expand federal tax credits for research and development that can boost research activity by entrepreneurial companies in innovative industries such as life sciences and biotechnology.</li> <li>• Allow NIH Foundation to use recovery funds to capitalize innovation funds that assist start-up life sciences companies in commercializing technology and/or new discoveries that are in late stage development.</li> <li>• Continued federal support and funding for alternative energy sources and systems, such as wind, biomass, battery storage, solar, etc.</li> <li>• Additional WIA funding and time-limited flexibility to use such funding for public sector and nonprofit employment opportunities.</li> </ul> | <ul style="list-style-type: none"> <li>• Create and fund a "JobsNow Corps" – a group of several hundred (per state) newly graduated community college and university students with business skills that can join existing state business assistance programs and provide hands-on assistance to struggling businesses.</li> <li>• Support for competitive lean process training – both for manufacturing and service businesses.</li> <li>• Renew State Fiscal Stabilization Funding and other federal funding streams from ARRA that can be used to prevent layoffs of essential personnel such as teachers, health care workers, law enforcement and prison personnel.</li> <li>• Institute WPA-style programs that can provide employment opportunities in the public and/or private sector for professions and populations that suffer disproportionately during severe economic contractions.</li> <li>• Include programs to support and sustain small farmers in agribusinesses like the pork and poultry industries that are under unusual stress from multiple fronts in the current recession.</li> <li>• Extend Unemployment Insurance programs and COBRA.</li> </ul> |
|---|---|

| Appendix 2b                                       |  | NORTH CAROLINA WEATHERIZATION PROVIDERS   |                      |                |
|---|--|---|----------------------|----------------|
| Agency Name                                       | Street Address   | Counties Served   | # of Counties Served | Telephone      |
| Alamance County Community Services Agency, Inc.   | 1946 Martin Street, Burlington, North Carolina 27217   | Alamance, Caswell   | 2                    | (336) 229-7031 |
| Blue Ridge Community Action, Inc.                 | 800 N. Green Street, Morganton, NC 28655<br>710 Beech Street, Suite A Wilkesboro, North Carolina 28659 | Burke, Caldwell, Alexander, and Catawba   | 4                    | (828) 438-6255 |
| Blue Ridge Opportunity Commission                 | 65 Church Street, SE, Concord, NC 28025  | Alleghany, Ashe, and Wilkes   | 3                    | (336) 667-7174 |
| Cabarrus County Department of Commerce            | 120 Sessoms Drive, Rich Square, NC 27869   | Cabarrus  | 1                    | (704) 920-2141 |
| Choanoke Area Development Association             | 303 McQueen Avenue, Newport, NC 28570  | Herford, Bertie, Halifax, and Northampton   | 4                    | (252) 223-1630 |
| Coastal Community Action, Inc.                    | 25 Gaston Street, Asheville, North Carolina 28801  | Carteret, Duplin, and Onslow  | 3                    | (252) 539-4155 |
| Community Action Opportunity                      | 316 Green Street, Fayetteville, NC 28301   | Madison, Buncombe, Henderson and Transylvania   | 4                    | (828) 252-2495 |
| Cumberland Community Action Program, Inc.         | 712 Virginia Road, Edenton, NC 27932   | Cumberland, Sampson, Moore and Montgomery   | 4                    | (910) 485-6131 |
| Economic Improvement Council, Inc.                | 241 Main Street, State Bank Bldg. Ste. 200, Laurinburg, NC 28352                                       | Camden, Chowan, Currituck, Dare, Gates, Hyde, Pasquotank, Perquimans, Tyrrell, and Washington | 10                   | (252) 482-4459 |
| Four County Community Services, Inc.              | West End Shopping Center Andrews, NC 28901   | Bladen, Hoke, Robeson, Columbus, Brunswick, Scotland, Pender and New Hanover                  | 8                    | (910) 277-3500 |
| Four Square Community Action, Inc.                | 180 South Beckford Drive, Henderson N.C. 27536   | Cherokee, Clay, Graham and Swain  | 4                    | (828) 321-4475 |
| Franklin-Vance-Warren Opportunity                 | 116 West Third Avenue, Gastonia, North Carolina 28052  | Franklin, Granville, Person, Vance, and Warren  | 5                    | (252) 492-0161 |
| Gaston Community Action, Inc.                     | 412 Winston Avenue, Statesville, NC 28687  | Mecklenburg, Gaston, Stanly, and Union  | 4                    | (704) 861-2283 |
| ICARE, Inc.                                       | 111 West Court Street, Rutherfordton, NC 28139   | Iredell, and Lincoln  | 2                    | (704) 872-8141 |
| Isothermal Planning And Development Commission    | 1102 Massey Street, Smithfield, NC 27577   | Cleveland, McDowell, Polk, and Rutherford   | 4                    | (828) 287-2281 |
| Johnston-Lee-Harnett Community Action             | 35 West Chatham Street, Pittsboro, NC 27312  | Johnston, Harnett, and Lee  | 3                    | (919) 934-2145 |
| Joint Orange-Chatham Community Action, Inc.       | 5 West Main Street, Franklin, NC 28734-3005  | Orange, Chatham, Anson, and Richmond  | 4                    | (919) 542-4781 |
| Macon County Government                           | 314 East Ray Street, Williamston, NC 27892   | Macon   | 1                    | (828) 349-2022 |
| Martin County Community Action                    | 2251 Old Balsam Road, Waynesville, NC 28786  | Beaufort, Martin, Pitt, Edgecombe, Nash and Wilson  | 6                    | (252) 792-7111 |
| Mountain Projects, Inc.                           | 200 East Umstead Street, Durham, North Carolina 27702  | Haywood, and Jackson  | 2                    | (828) 452-1447 |
| Operation Breakthrough, Inc.                      | 221 S. Fayetteville Street, Asheboro, NC   | Durham  | 1                    | (919) 688-8111 |
| Regional Consolidated Services, Inc.              | 1110 Navaho Drive, Suite 400, Raleigh, NC 27609  | Randolph, Rockingham, Davidson, Guilford, and Forsyth   | 5                    | (336) 629-5141 |
| Resource for Seniors                              | 1300 West Bank Street, Salisbury, NC 28145   | Wake  | 1                    | (919) 872-7933 |
| Salisbury-Rowan Community Services Council, Inc.  | 318 Craven Street, New Bern, NC 28563  | Rowan   | 1                    | (704) 633-6633 |
| Twin Rivers Opportunities, Inc.                   | 152 Southgate Drive, Suite 2, Boone, NC 28607  | Craven, Jones, and Pamlico  | 3                    | (252) 637-3599 |
| W.A.M.Y Community Action, Inc.                    | 601 E. Royall Avenue, Goldsboro, NC 27534-2570   | Watauga, Avery, Mitchell, and Yancey  | 4                    | (828) 264-2421 |
| Wayne Action Group for Economic Solvency, Inc.    | 3800 River Road, Boonville, North Carolina 27011   | Wayne, Lenoir, and Greene   | 3                    | (919) 734-1178 |
| Yadkin Valley Economic Development District, Inc. |  | Davie, Stokes, Surry, and Yadkin  | 4                    | (336) 367-7251 |
|   |  |   | 100                  |                |

**Appendix 2a**

| COUNTY     | AGENCY                                       | TELEPHONE                        |
|------------|--|----------------------------------|
| Alamance   | Alamance County Community Services A         | (336) 229-7031                   |
| Alexander  | Blue Ridge Community Action, Inc.            | (828) 438-6255                   |
| Allegahany | Blue Ridge Opportunity Commission            | (336) 667-7174                   |
| Anson      | Joint Orange-Chatham Community Action        | (919) 542-4781                   |
| Ashe       | Blue Ridge Opportunity Commission            | (336) 667-7174                   |
| Avery      | W.A.M.Y. Community Action, Inc.              | (828) 264-2421                   |
| Beaufort   | Martin County Community Action               | (252) 792-7111                   |
| Bertie     | Choanoke Area Development Association        | (252) 539-4155                   |
| Bladen     | Four-County Community Services, Inc.         | (910) 277-3500                   |
| Brunswick  | Four-County Community Services, Inc.         | (910) 277-3500                   |
| Buncombe   | Community Action Opportunities               | (828) 252-2495                   |
| Burke      | Blue Ridge Community Action, Inc.            | (828) 438-6255                   |
| Cabarrus   | Cabarrus County Planning Services Division   | (704) 920-2141                   |
| Caldwell   | Blue Ridge Community Action, Inc.            | (828) 438-6255                   |
| Camden     | Economic Improvement Council, Inc.           | (252) 482-4459                   |
| Carteret   | Coastal Community Action, Inc.               | (252) 223-1630                   |
| Caswell    | Alamance County Community Services A         | (336) 229-7031                   |
| Catawba    | Blue Ridge Community Action, Inc.            | (828) 438-6255                   |
| Chatham    | Joint Orange-Chatham Community Action        | (919) 542-4781                   |
| Cherokee   | Four Square Community Action, Inc.           | (828) 321-4475                   |
| Chowan     | Economic Improvement Council, Inc.           | (252) 482-4459                   |
| Clay       | Four Square Community Action, Inc.           | (828) 321-4475                   |
| Cleveland  | Isothermal Planning & Development Commission | (828) 287-2281                   |
| Columbus   | Four-County Community Services, Inc.         | (910) 277-3500                   |
| Craven     | Twin Rivers Opportunities                    | (252) 637-3599                   |
| Cumberland | Cumberland Community Action Program          | (910) 485-6131                   |
| Currituck  | Economic Improvement Council, Inc.           | (252) 482-4459                   |
| Dare       | Economic Improvement Council, Inc.           | (252) 482-4459                   |
| Davidson   | Regional Consolidated Services, Inc.         | (336) 629-5141                   |
| Davie      | Yadkin Valley Economic Development Division  | (336) 367-7251                   |
| Duplin     | Coastal Community Action, Inc.               | (252) 223-1630                   |
| Durham     | Operation Breakthrough, Inc.                 | (919) 688-8111                   |
| Edgecombe  | Martin County Community Action               | (252) 792-7111                   |
| Forsyth    | Regional Consolidated Services, Inc.         | (336) 629-5141                   |
| Franklin   | Franklin-Vance Warren Opportunity            | (252) 492-0161 or 1-800-682-1163 |
| Gaston     | Gaston Community Action, Inc.                | (704) 861-2283                   |
| Gates      | Economic Improvement Council, Inc.           | (252) 482-4459                   |
| Graham     | Four Square Community Action, Inc.           | (828) 321-4475                   |
| Granville  | Franklin-Vance Warren Opportunity            | (252) 492-0161 or 1-800-682-1163 |
| Greene     | Wayne Action Group For Economic Solutions    | (919) 734-1178                   |
| Guilford   | Regional Consolidated Services, Inc.         | (336) 629-5141                   |
| Halifax    | Choanoke Area Development Association        | (252) 539-4155                   |
| Harnett    | Johnston-Lee-Harnett Community Action        | (919) 934-2145                   |
| Haywood    | Mountain Projects, Inc.                      | (828) 452-1447                   |
| Henderson  | Community Action Opportunities               | (828) 252-2495                   |
| Hertford   | Choanoke Area Development Association        | (252) 539-4155                   |
| Hoke       | Four-County Community Services, Inc.         | (910) 277-3500                   |
| Hyde       | Economic Improvement Council, Inc.           | (252) 482-4459                   |
| Iredell    | I Care, Inc.                                 | (704) 872-8141                   |
| Jackson    | Mountain Projects, Inc.                      | (828) 452-1447                   |
| Johnston   | Johnston-Lee-Harnett Community Action        | (919) 934-2145                   |
| Jones      | Twin Rivers Opportunities                    | (252) 637-3599                   |

**Appendix 2a**

| COUNTY       | AGENCY                                 | TELEPHONE                        |
|--------------|--|----------------------------------|
| Lee          | Johnston-Lee-Harnett Community Action  | (919) 934-2145                   |
| Lenoir       | Wayne Action Group For Economic Solve  | (919) 734-1178                   |
| Lincoln      | I Care, Inc.                           | (704) 872-8141                   |
| Macon        | Macon County                           | (828) 369-2605                   |
| Madison      | Community Action Opportunities         | (828) 252-2495                   |
| Martin       | Martin County Community Action         | (252) 792-7111                   |
| McDowell     | Isothermal Planning & Development Com  | (828) 287-2281                   |
| Mecklenburg  | Gaston Community Action, Inc.          | (704) 861-2283                   |
| Mitchell     | W.A.M.Y. Community Action, Inc.        | (828) 264-2421                   |
| Montgomery   | Cumberland Community Action Program,   | (910) 485-6131                   |
| Moore        | Cumberland Community Action Program,   | (910) 485-6131                   |
| Nash         | Martin County Community Action         | (252) 792-7111                   |
| New Hanover  | Four-County Community Services, Inc.   | (910) 277-3500                   |
| Northampton  | Choanoke Area Development Associator   | (252) 539-4155                   |
| Onslow       | Coastal Community Action, Inc.         | (252) 223-1630                   |
| Orange       | Joint Orange-Chatam Community Action,  | (919) 542-4781                   |
| Pamlico      | Twin Rivers Opportunities              | (252) 637-3599                   |
| Pasquotank   | Economic Improvement Council, Inc.     | (252) 482-4459                   |
| Pender       | Four-County Community Services, Inc.   | (910) 277-3500                   |
| Perquimans   | Economic Improvement Council, Inc.     | (252) 482-4459                   |
| Person       | Franklin-Vance Warren Opportunity      | (252) 492-0161 or 1-800-682-1163 |
| Pitt         | Martin County Community Action         | (252) 792-7111                   |
| Polk         | Isothermal Planning & Development Com  | (828) 287-2281                   |
| Randolph     | Regionald Consolidated Services, Inc.  | (336) 629-5141                   |
| Richmond     | Joint Orange-Chatham Community Actior  | (919) 542-4781                   |
| Robeson      | Four-County Community Services, Inc    | (910) 277-3500                   |
| Rockingham   | Regional Consolidated Services, Inc.   | (336) 629-5141                   |
| Rowan        | Salisbury-Rowan Community Action Ager  | (704) 633-6633                   |
| Rutherford   | Isothermal Planning & Development Com  | (828) 287-2281                   |
| Sampson      | Cumberland Community Action Program,   | (910) 485-6131                   |
| Scotland     | Four-County Community Services, Inc.   | (910) 277-3500                   |
| Stanly       | Gaston Community Action, Inc.          | (704) 861-2283                   |
| Stokes       | Yadkin Valley Economic Development Di: | (336) 367-7251                   |
| Surry        | Yadkin Valley Economic Development Di: | (336) 367-7251                   |
| Swain        | Four Square Community Action, Inc.     | (828) 321-4475                   |
| Transylvania | Community Action Opportunities         | (828) 252-2495                   |
| Tyrrell      | Economic Improvement Council, Inc.     | (252) 482-4459                   |
| Union        | Gaston Community Action, Inc.          | (704) 861-2283                   |
| Vance        | Franklin-Vance Warren Opportunity      | (252) 492-0161 or 1-800-682-1163 |
| Wake         | Resources for Seniors                  | (919) 872-7933                   |
| Warren       | Franklin-Vance Warren Opportunity      | (252) 492-0161 or 1-800-682-1163 |
| Washington   | Economic Improvement Council, Inc.     | (252) 482-4459                   |
| Watauga      | W.A.M.Y. Community Action, Inc.        | (828) 264-2421                   |
| Wayne        | Wayne Action Group For Economic Solve  | (919) 734-1178                   |
| Wilkes       | Blue Ridge Opportunity Commission      | (336) 667-7174                   |
| Wilson       | Martin County Community Action         | (252) 792-7111                   |
| Yadkin       | Yadkin Valley Economic Development Di: | (336) 367-7251                   |
| Yancey       | W.A.M.Y. Community Action, Inc.        | (828) 264-2421                   |

**EXECUTIVE ORDER #50  
and  
RECIPROCAL PREFERENCE**

**BRIEF REPORT TO  
ECONOMIC RECOVERY COMMITTEE**

**DIVISION OF PURCHASE & CONTRACT  
DEPT OF ADMINISTRATION**

# EXEC ORDER #50:

SIGNED FEBRUARY 17  
IMPLEMENTED MARCH 1

APPLIES TO

GOVERNOR'S OFFICE  
CABINET AGENCIES  
UNIVERSITIES  
COMMUNITY COLLEGES  
P&C

GOODS ONLY, NOT SERVICES



## G.S. 143-59:

DEFINES NC RESIDENT BIDDER AS ENTITY WHO

1. HAS PAID NC UNEMPLOYMENT TAX, OR
2. HAS PAID NC INCOME TAX, AND
3. WHOSE PRINCIPAL PLACE OF BUSINESS  
IS LOCATED IN NC.

**CASE 1: NC RESIDENT BIDDER  
IS LOW.**

| <b>BIDDER</b>              | <b>A</b>      | <b>B</b> | <b>C</b> | <b>D</b> |
|----------------------------|---------------|----------|----------|----------|
| <b>BID PRICE</b>           | <b>50,000</b> | 51,000   | 52,000   | 61,000   |
| <b>NC per 143-59?</b>      | yes           | yes      | yes      | yes      |
| <b>Request preference?</b> | yes           | yes      | yes      | yes      |

**RESULT: NO CONSIDERATION OF PRICE-MATCHING PREFERENCE.**

**CASE 2: OUT-OF-STATE LOW  
BIDDER, AND NO NC BIDDERS  
ARE WITHIN 5% OR \$10,000.**

| <b>BIDDER</b>              | <b>A</b>      | <b>B</b> | <b>C</b> | <b>D</b> |
|----------------------------|---------------|----------|----------|----------|
| <b>BID PRICE</b>           | <b>50,000</b> | 61,000   | 62,000   | 71,000   |
| <b>NC per 143-59?</b>      | <b>NO</b>     | yes      | yes      | yes      |
| <b>Request preference?</b> | - - -         | yes      | yes      | yes      |

**PREFERENCE CALCULATIONS:**

$$\$50,000 \times 1.05 = \$52,500$$

$$\$50,000 + \$10,000 = \$60,000$$

**LESSER VALUE = \$52,500**

**RESULT: NONE OF NC RESIDENT BIDDERS QUALIFY FOR THE PRICE-MATCHING PREFERENCE.**

**CASE 3: OUT-OF-STATE LOW  
BIDDER, AND NC BIDDERS  
ARE WITHIN 5% OR \$10,000.**

| <b>BIDDER</b>              | <b>A</b>      | <b>B</b> | <b>C</b> | <b>D</b> |
|----------------------------|---------------|----------|----------|----------|
| <b>BID PRICE</b>           | <b>50,000</b> | 51,000   | 52,000   | 61,000   |
| <b>NC per 143-59?</b>      | <b>NO</b>     | yes      | yes      | yes      |
| <b>Request preference?</b> | <b>- - -</b>  | yes      | yes      | yes      |

**PREFERENCE CALCULATIONS:**

$$\$50,000 \times 1.05 = \$52,500$$

$$\$50,000 + \$10,000 = \$60,000$$

**LESSER VALUE = \$52,500**

**RESULT: TWO OF NC RESIDENT BIDDERS QUALIFY FOR THE PRICE-MATCHING PREFERENCE. OFFER SEQUENTIALLY IN ORDER OF BID RANKING.**

# RECIPROCAL PREFERENCE (G.S. 143-59)

\$25,000 BID AMOUNT THRESHOLD

FOR BID RANKING, ADD PERCENT TO NON-RESIDENT BID EQUAL TO THE PERCENT THE BIDDER'S STATE ADDS TO BIDDERS WHO DO NOT RESIDE IN THAT STATE.

FOR CONTRACT AWARD, SUCH ADDED AMOUNT IS NOT ADDED TO AMOUNT DUE BIDDER.

SEC OF ADMINISTRATION, WITH BOARD OF AWARD, MAY WAIVE RECIPROCAL PREFERENCE.

# PREFERENCE OF SEVERAL SURROUNDING STATES

VIRGINIA: 4% VA COAL

SOUTH CAROLINA: 7% EXCEPT FOR  
CONSTRUCTION, RPFs,  
LESS THAN \$10,000 and  
MORE THAN \$30,000

7% FOR SC MANUFACTURE

TENNESSEE: NONE

GEORGIA: NONE

# RECIPROCITY EXAMPLE #1

SC BIDDER: \$26,000

NC BIDDER: \$27,000

$$1.07 \times \$26,000 = \$27,820$$

RESULT: AWARD TO NC BIDDER AT \$27,000

## RECIPROCITY EXAMPLE #2

SC BIDDER: \$26,000

NC BIDDER: \$28,000

$$1.07 \times \$26,000 = \$27,820$$




RESULT: AWARD TO SC BIDDER AT \$26,000

# Race To The Top

The North Carolina Response

ABC  
123

## Joint Select Legislative Committee on Economic Recovery



# Race To The Top

The North Carolina Response

ABC  
123

## Sweet 16: RttT Finalist

- 
- 41 first-round applicants
  
  - Colorado, Delaware, the District of Columbia, Florida, Georgia, Illinois, Kentucky, Louisiana, Massachusetts, New York, North Carolina, Ohio, Pennsylvania, Rhode Island, South Carolina, and Tennessee.
-

# Race To The Top

The North Carolina Response

ABC  
123

## Some Facts on the Finalist

---

- Only two of the 16 finalists—South Carolina and Delaware—were not in the Gates' projections as the states most likely to be a finalist.
  - States that made the cut are heavily centered on the East Coast and in the South—only Colorado lies entirely west of the Mississippi River.
- 

# Race To The Top

The North Carolina Response

ABC  
123

## 100% Support

---

- All 115 LEA's signed to support:
    - Signatures from each LEA:
      - Superintendent,
      - local board of Education Chair and
      - local President of the NCAE
-

# Race To The Top

The North Carolina Response

ABC  
123

## Conditions for NC's Success

---

- State Funding for Education
  - ABCs, More at Four, NBCT's and other programs
  - ACRE – standards and assessments
  - CEDARS – data systems
  - District and School Transformation
  - NC Educator Evaluation System
  - School Connectivity, IMPACT, NCVPS, NCLTI
  - State intervention in low performing schools and districts
  - Early College High Schools
- 

# Race To The Top

The North Carolina Response

ABC  
123

## Building LEA and SEA Capacity

---

- NCDPI Regional Service Delivery Structure
  - Statewide technology infrastructure and resources
  - Leveraging the UNC, IHE, and CC systems
  - Capacity building model throughout the initiatives
  - SBE and DPI intervention when necessary
  - Community collaboration approach
  - Focus on human capacity building within each school and LEA
-

# Race To The Top

The North Carolina Response

3 5 C  
1 2 3

## Cross-Sector Engagement and Collaboration

---

- Governor's Office, SBE, DPI
  - NCASA, NCSBA, NCAE
  - NBPTS-NC, NCPTS Commission, NCVPS, NCNSP, ...
  - All 115 LEAs
  - UNC General Administration and Campuses
  - TFA, NCTAF, NYC Leadership Academy, Hunt Institute
  - NC Network of Grantmakers
  - Non-profits
  - Private Sector
  - More than 150 NC leaders helped develop our RttT plan
- 

# Race To The Top

The North Carolina Response

3 5 C  
1 2 3

## Race to the Top Selection Criteria

---

- Success Factors
  - Standards and Assessments
  - Data Systems to Support Instruction
  - Great Teachers and Leaders
  - Turning Around the Lowest-Achieving Schools
  - General: Eligibility Requirement
    - Making Education a funding priority
    - Ensuring successful conditions for high-performing charter and other innovation schools
    - Demonstrating other significant reform Conditions
    - STEM
-

# Race To The Top

The North Carolina Response

a b c  
1 2 3

## NC's Application

---

- **Total Budget Requested:**  
**\$469,485,456**
  - **50% to LEAs**  
**\$234,742,728**
  - **50% to State**  
**\$234,742,728**
- 

# Race To The Top

The North Carolina Response

a b c  
1 2 3

## The North Carolina Team

---

- **Beverly Perdue, Governor**
  - **Bill Harrison, Chairman, NC State Board of Education**
  - **June Atkinson, NC State Superintendent of Public Instruction**
  - **Bill McNeal, Executive Director, NC Association of School Administrators**
  - **Glenn Kleiman, Executive Director, Friday Institute for Educational Innovation, and Professor, College of Education, NC State University**
-

# Race To The Top

The North Carolina Response

ABC  
123

## Tier 2 Process

---

- NC has met criteria for Tier 2 process as one of 16 finalist.
  - All finalists are interviewed by the review team on March 15 or 16
  - NC's team presents on March 16
  - Announce final recipients the first week in April
  - Those not selected will be able to apply for Phase 2
- 

# Race To The Top

The North Carolina Response

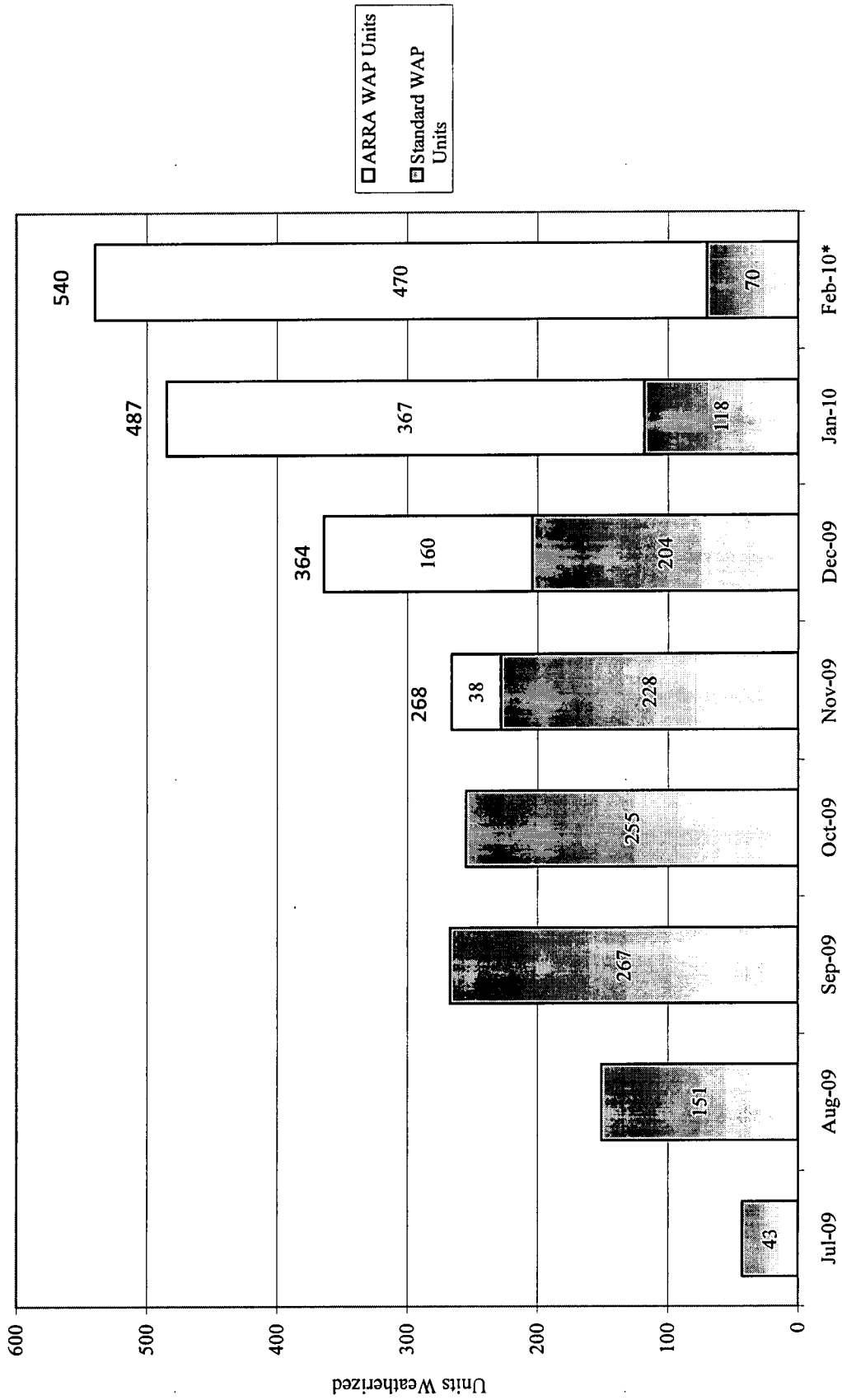
ABC  
123

---

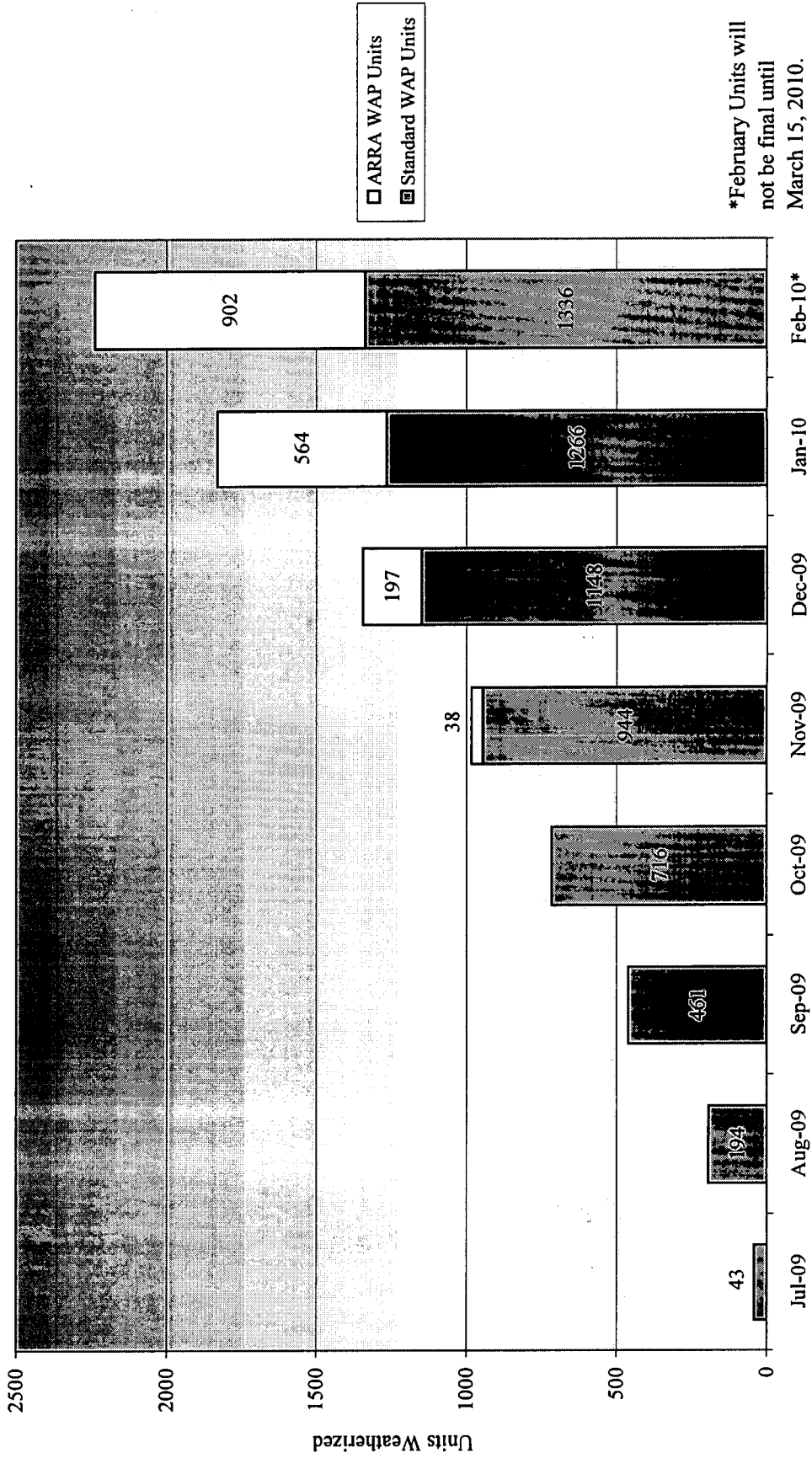
What are your questions?

---

NC Weatherization Assistance Program Monthly Production Standard & ARRA  
 July 2009 through February 2010



**NC Weatherization Assistance Program Cumulative Production Standard & ARRA  
July 2009 through February 2010\***




\*February Units will not be final until March 15, 2010.

**Weatherization Unit Completion - Standard and ARRA  
July 1, 2009 to February 28, 2010**

| Standard WAP | Individual<br>Monthly Cumulative<br>Totals |      | ARRA   | Individual<br>Monthly Cumulative<br>Totals |     |
|--------------|--|------|--------|--|-----|
| Jul-09       | 43   | 43   | Jul-09 | 0  | 0   |
| Aug-09       | 151  | 194  | Aug-09 | 0  | 0   |
| Sep-09       | 267  | 461  | Sep-09 | 0  | 0   |
| Oct-09       | 255  | 716  | Oct-09 | 0  | 0   |
| Nov-09       | 228  | 944  | Nov-09 | 38   | 38  |
| Dec-09       | 204  | 1148 | Dec-09 | 160  | 197 |
| Jan-10       | 118  | 1266 | Jan-10 | 367  | 564 |
| Feb-10*      | 70   | 1336 | Feb-10 | 470  | 902 |

| Combine WAP | Individual<br>Monthly Cumulative<br>Totals |      |
|-------------|--|------|
| Jul         | 43   | 43   |
| Aug         | 151  | 194  |
| Sep         | 267  | 461  |
| Oct         | 255  | 716  |
| Nov         | 266  | 982  |
| Dec         | 364  | 1346 |
| Jan         | 485  | 1831 |
| Feb         | 408  | 2239 |




North Carolina's  
Economic Recovery and  
Small Business Lending

*Joseph A. Smith, Jr.*

*NC Commissioner of Banks*

*Joint Select Committee on Economic Recovery*

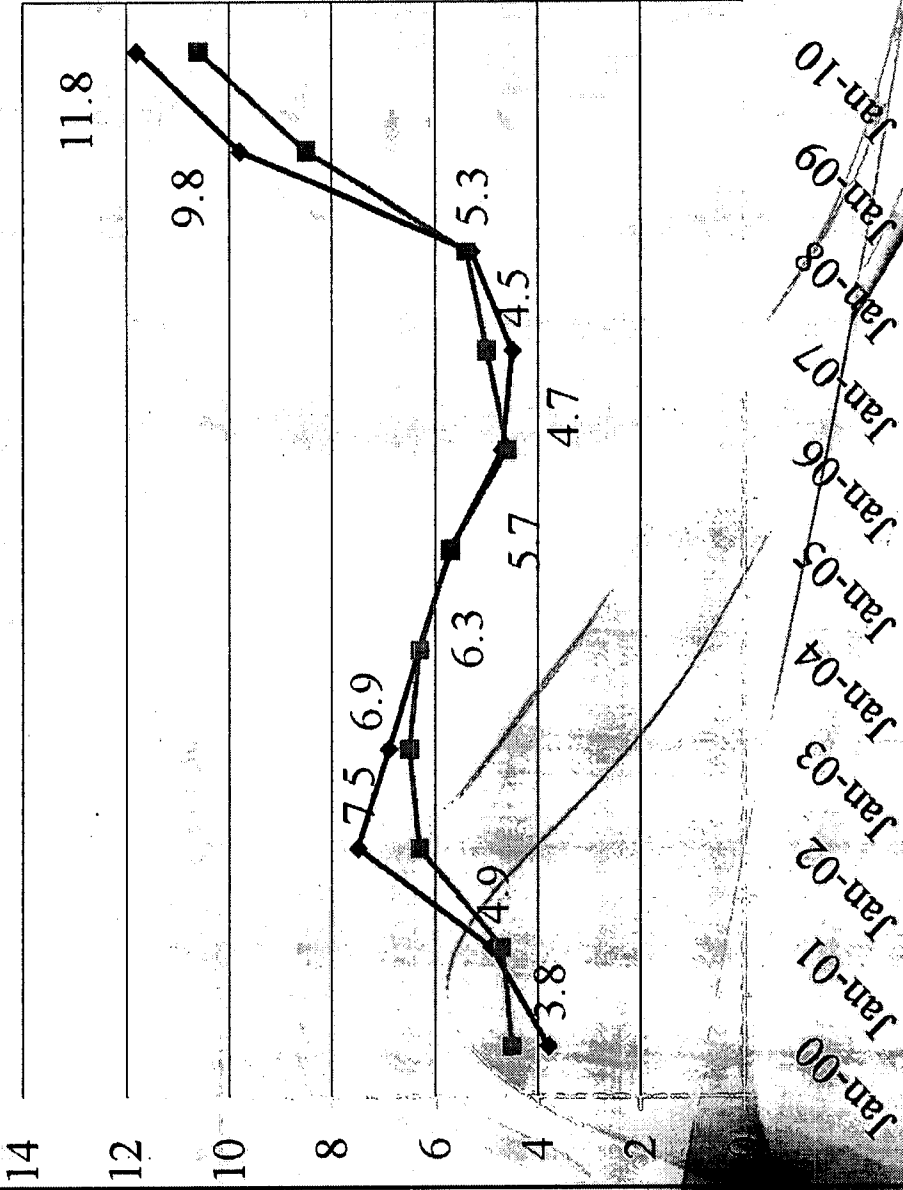
*April 27, 2010*



# Economic Outlook

# Unemployment Rate

◆ NC Unemployment Rate (%)    ■ US Unemployment Rate (%)



February 2010  
 US 9.7%  
 NC 11.2%




March 2010  
 US 9.7%  
 NC 11.1%




Source: EDDC and Bureau of Labor Statistics/Haver Analytics

# Housing Permit Growth

Total Housing Permit Growth, New Units (%)

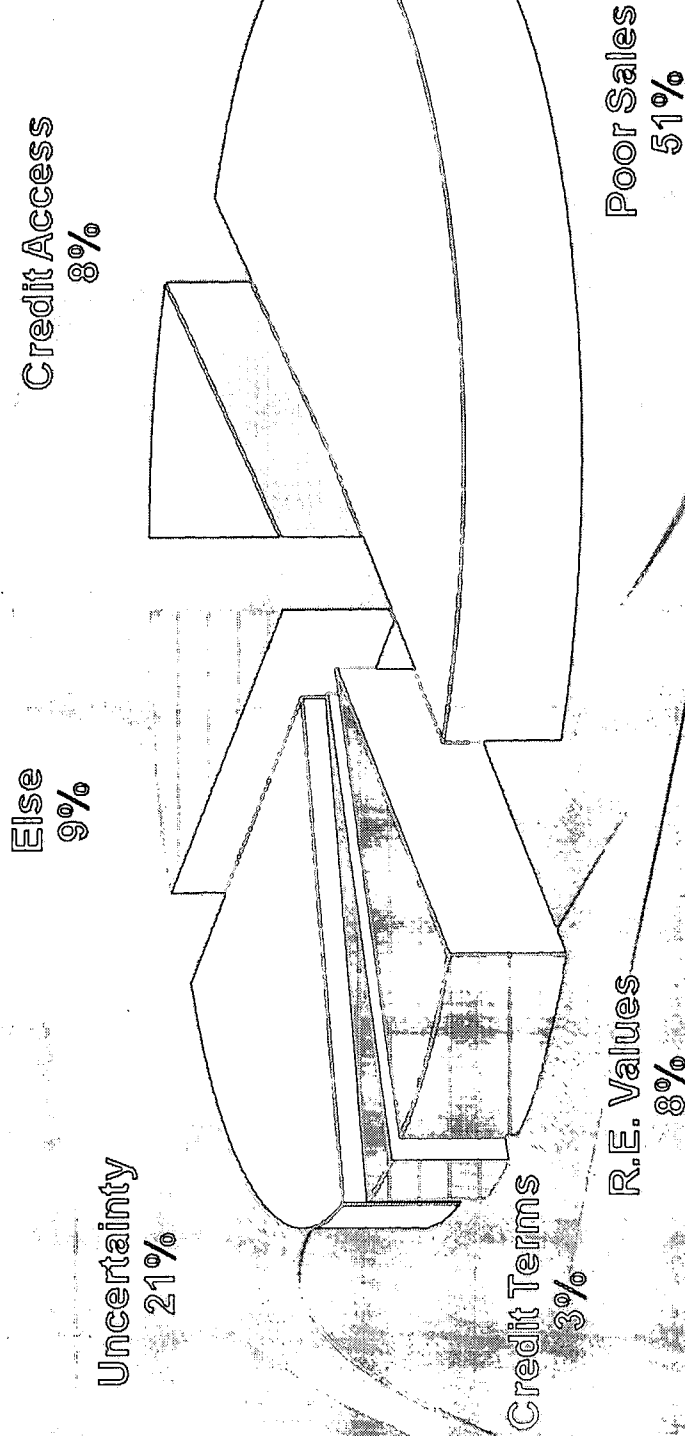


Source: FDIC



# Small Business Challenges

## Special National Survey – Nov./Dec. 09 (Most Important Immediate Problem)




Source: Small Business Credit in a Deep Recession, NFIB, William Dennis, Feb. 2010  
Small Firms defined as having fewer than 250 employees

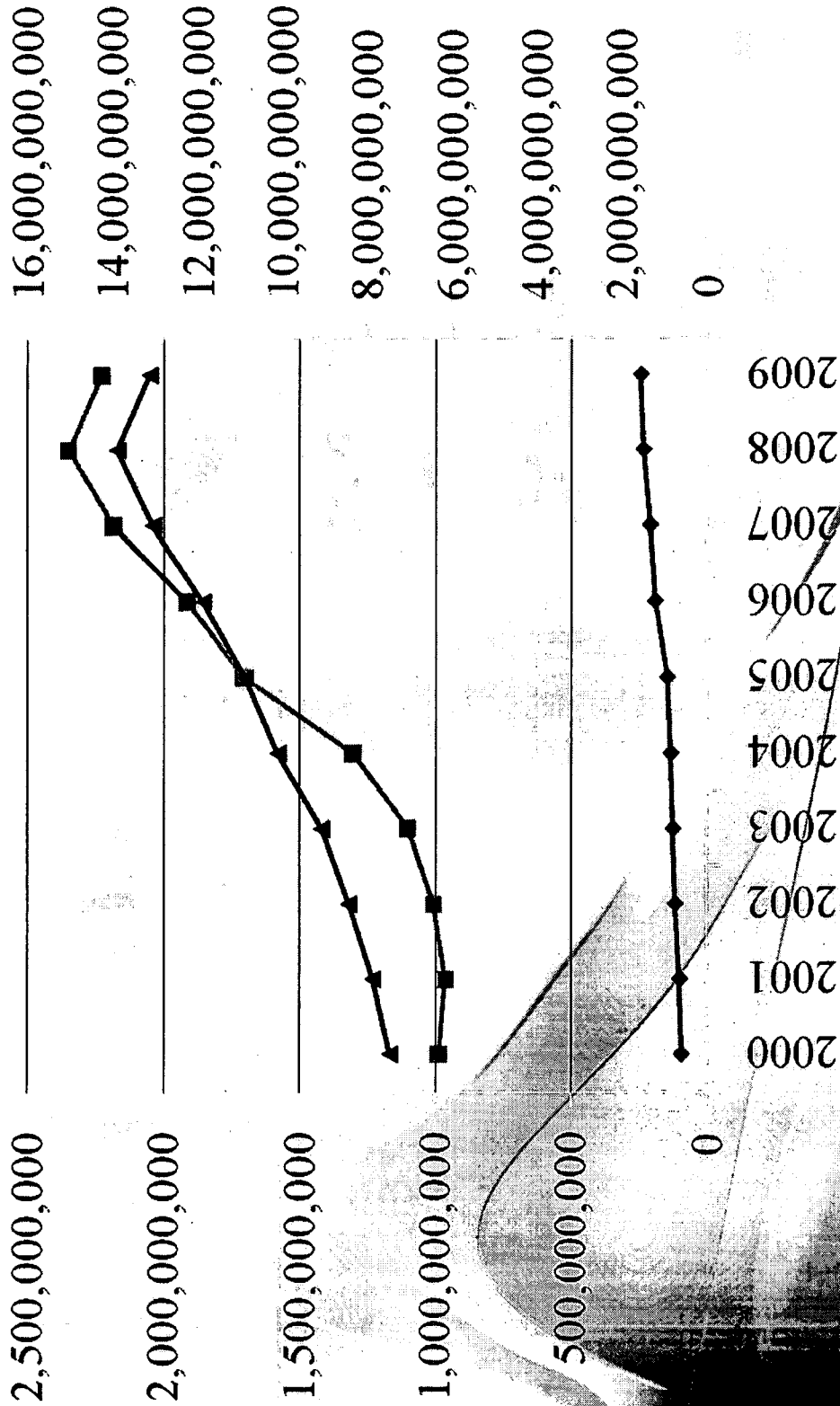
---

# Recovery of the Banking Sector

---




# Balance Sheet - Total Assets

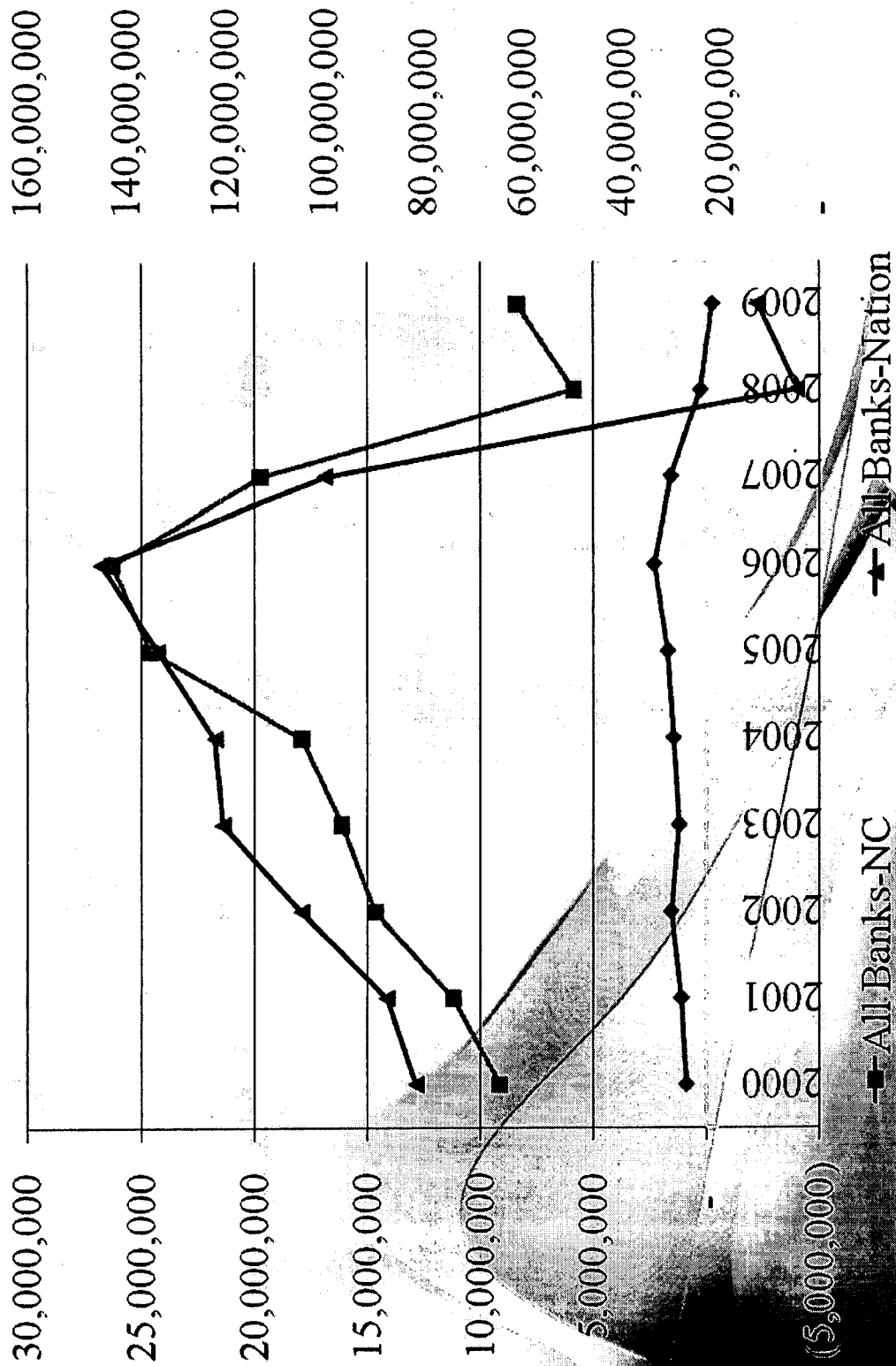


◆ NC State-chartered Banks ■ All Banks-NC ▲ All Banks-Nation


Source: SNI-Financial



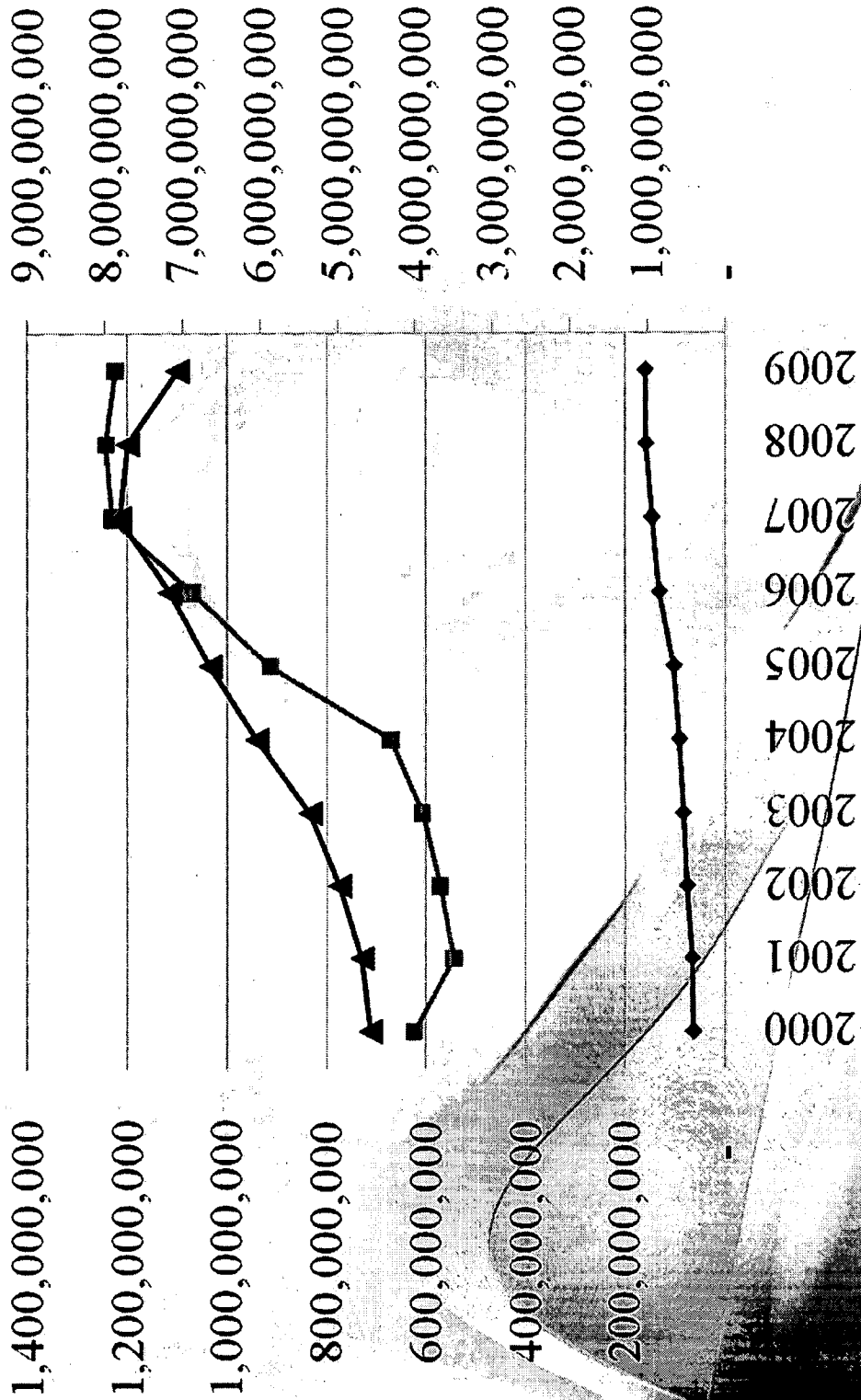
# Income Statement - Earnings



Source: S&P Financial




# Balance Sheet – Net Loans



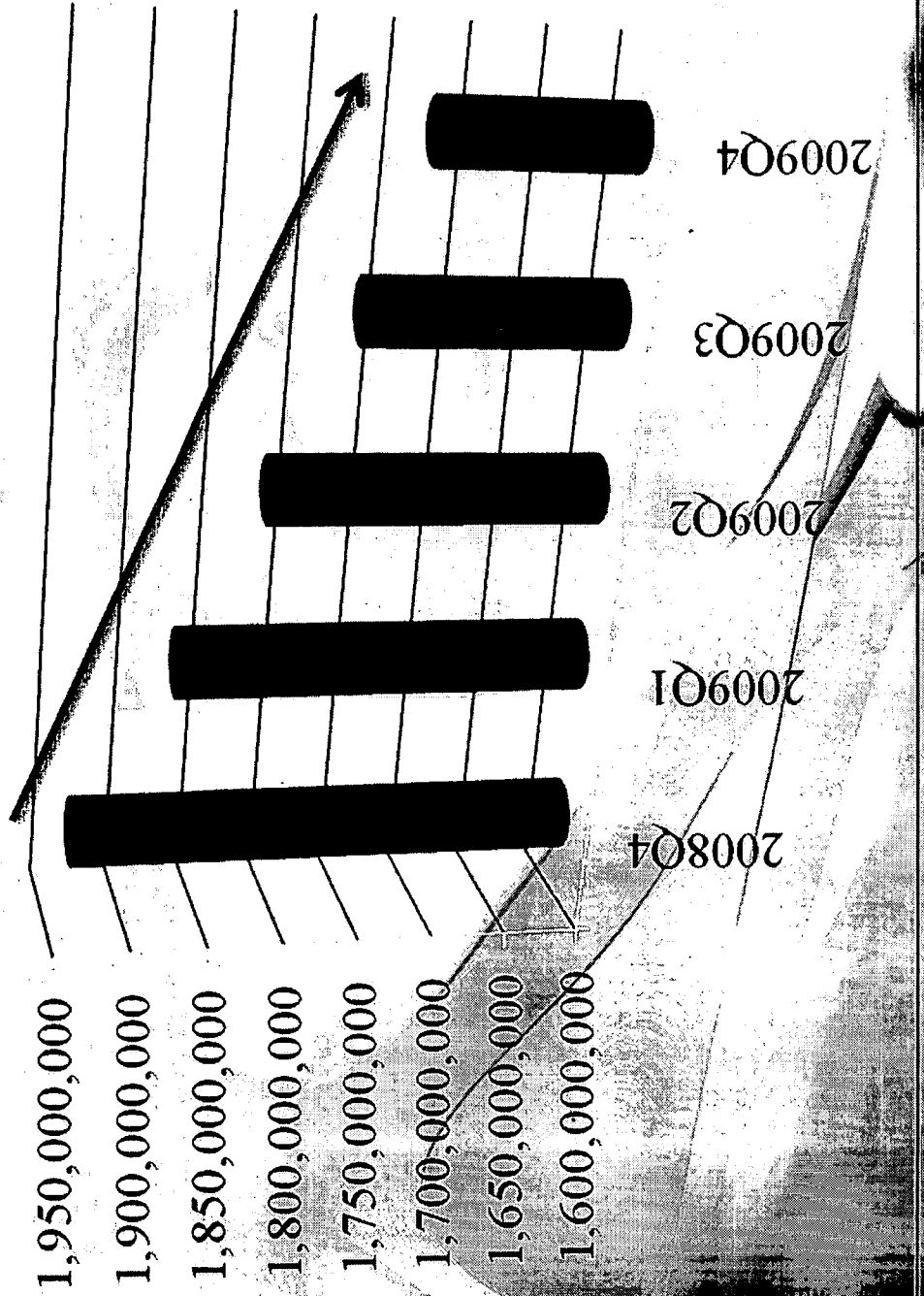
◆ NC State-chartered Banks ■ All Banks-NC ▲ All Banks-Nation

Source: S&P Financial



# Total Outstanding Loans

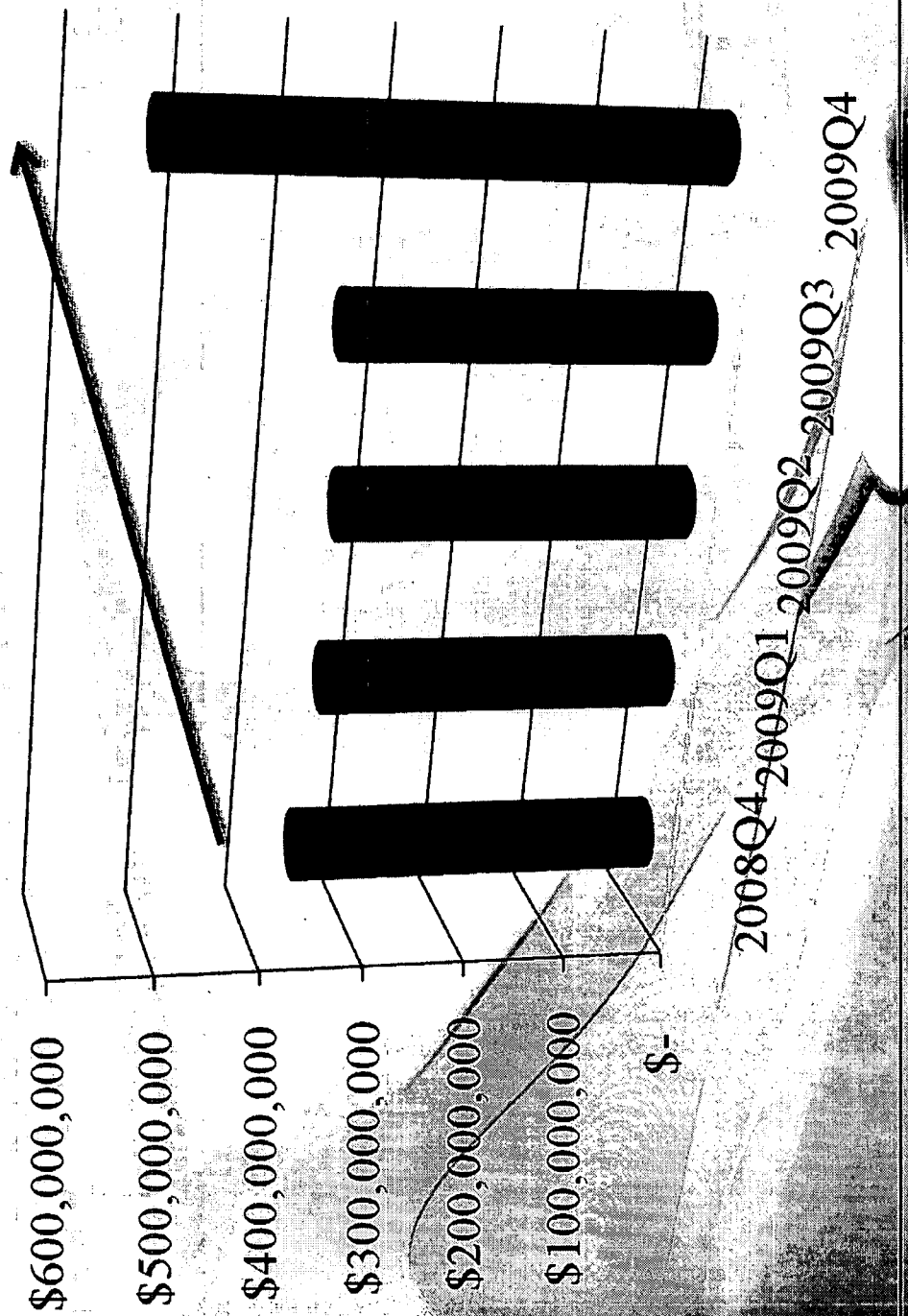
## Top 23 Tarp Banks



Source: SNL Financial


# Total Outstanding Loans

Banks <\$2 Billion




Source: SNH Financial

# Balance Sheet – C&I Loans



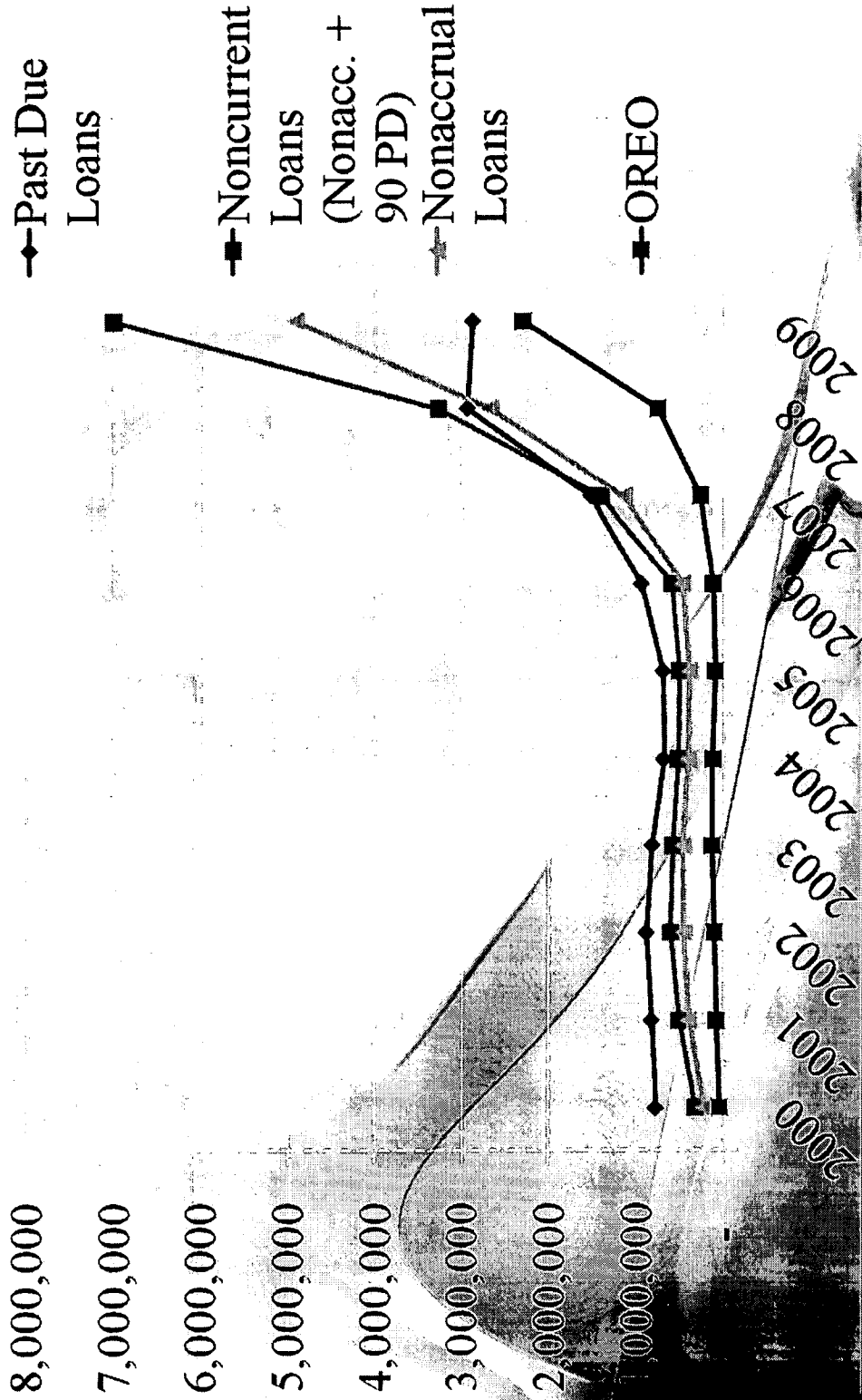
◆ NC State-chartered Banks ■ All Banks-NC ▲ All Banks-Nation

Source: SNL-Financial




# Asset Quality Trend -- (000)s

## NC State-Chartered Banks

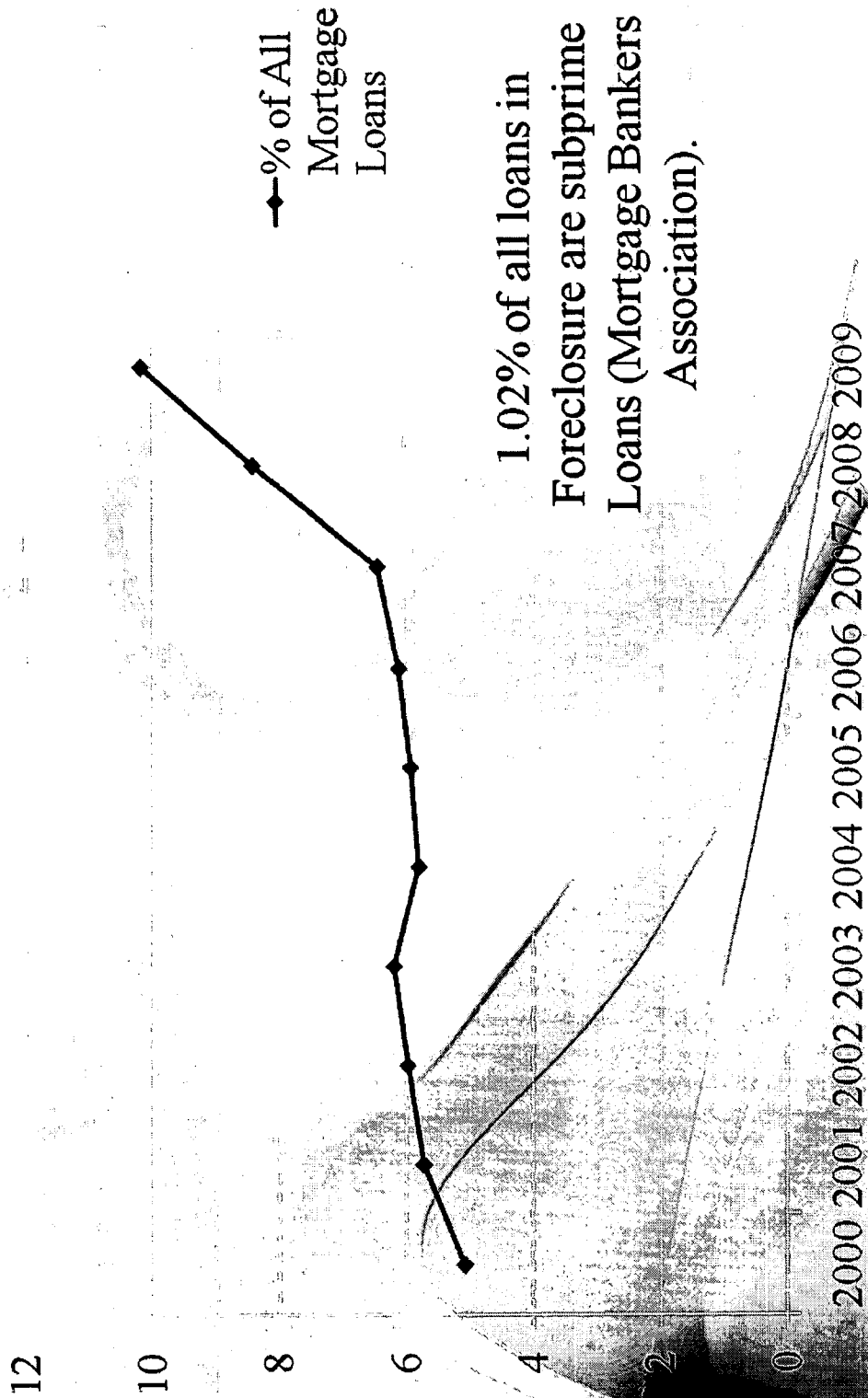


Source: FDIC




# Increasing Mtg. Delinquencies

Delinquencies - % of All Mortgage Loans

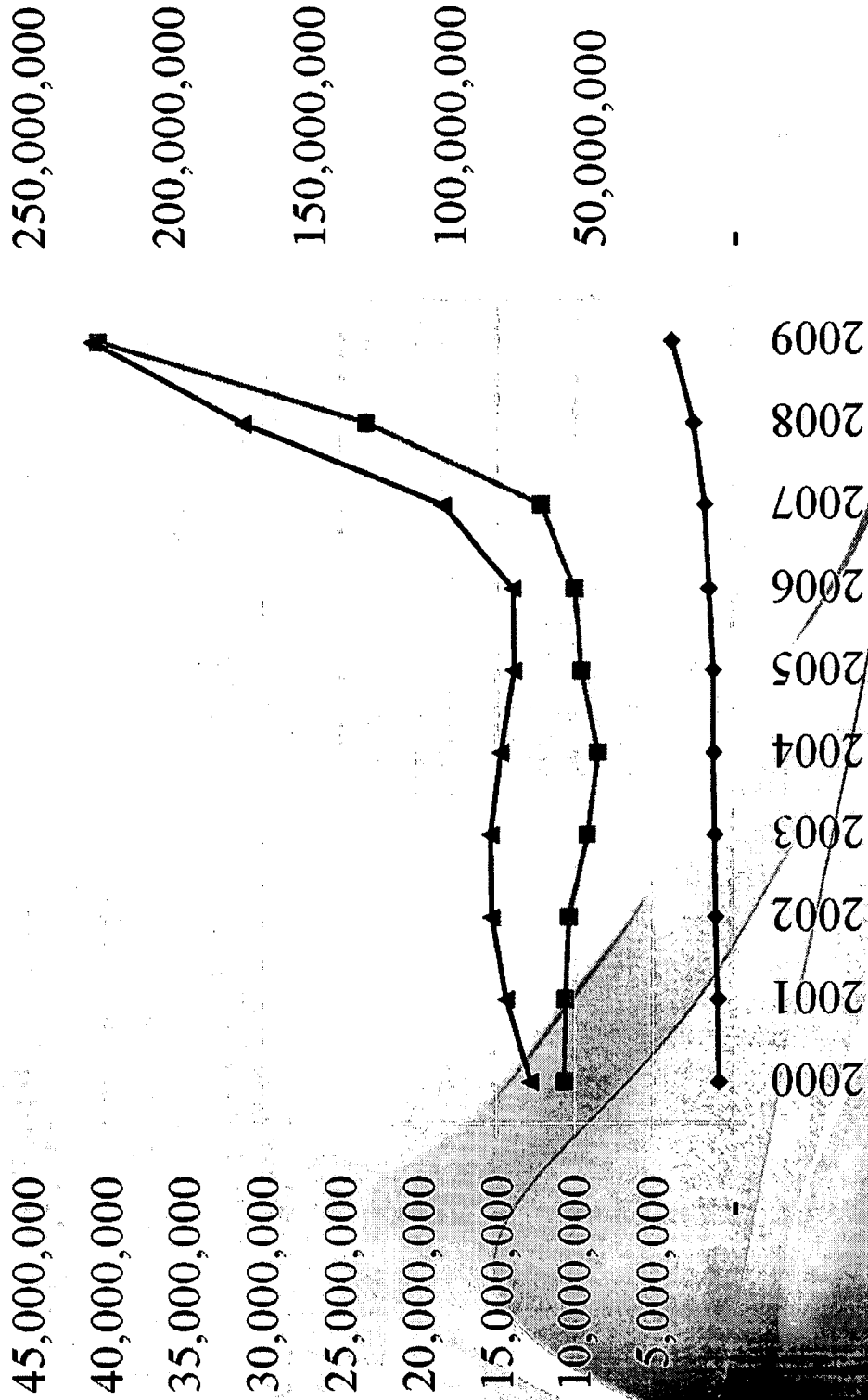


2000 2001 2002 2003 2004 2005 2006 2007 2008 2009

Source: FDIC




# Increased Allowance for Loan Losses



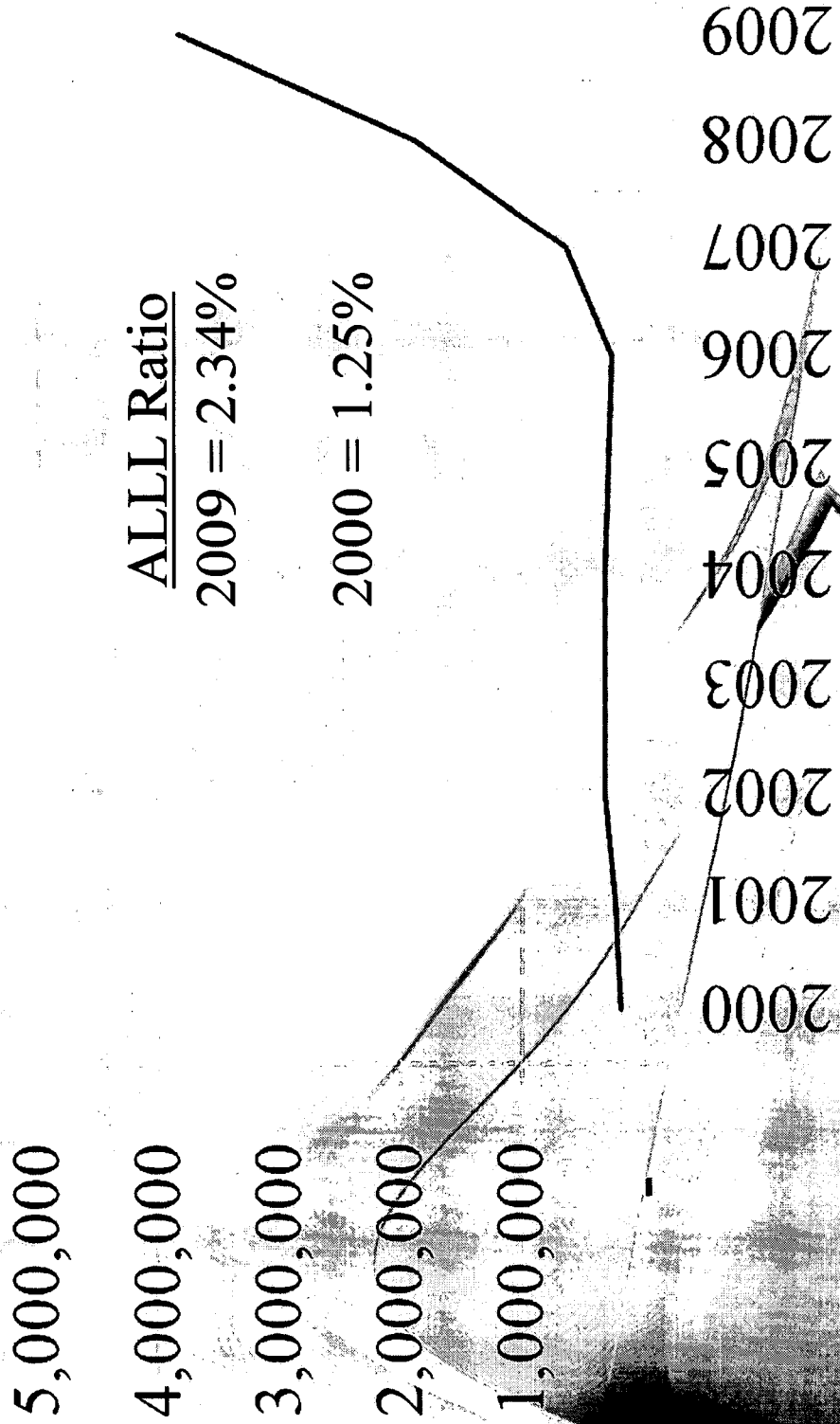
◆ NC State-chartered Banks ■ All Banks-NC ▲ All Banks-Nation

Source: S&P Financial




# Increased Provision for Loan Losses

## NC State Chartered Banks



Source: FDIC




# Small Business Lending

North Carolina State Chartered Banks – June 2007 to June 2009


| <u>Loan Size</u>             | <u>2007</u>         | <u>2008</u>         | <u>2009</u>         | <u>% change</u> |
|------------------------------|---------------------|---------------------|---------------------|-----------------|
| Under \$100,000 Dollars      | \$2,881,164         | \$3,257,104         | \$3,534,432         | 22.7%           |
| Number                       | 198,310             | 206,260             | 319,882             | 61.3%           |
| \$100K - \$250K Dollars      | \$3,969,758         | \$4,227,765         | \$4,576,970         | 15.3%           |
| Number                       | 37,760              | 38,607              | 43,094              | 14.1%           |
| \$250K - \$1 million Dollars | \$12,156,564        | \$13,424,507        | \$15,318,066        | 26.0%           |
| Number                       | 36,324              | 38,729              | 43,389              | 19.4%           |
| <b>Total Business Loans</b>  | <b>\$19,007,486</b> | <b>\$20,909,376</b> | <b>\$23,429,468</b> | <b>23.3%</b>    |

Source: SBA Financial



# SBA Total Loan Volume - NC

Total Loan Approvals (millions \$)




*SBA lending has rebounded from trough in second half of 2009*

Source: Small Business Administration, Office of Advocacy, data through 4th quarter 2009

# Small Business Lending Outreach

- *SBA Bootcamp:*
  - *CEO Summit on Government Guarantees*
  - *June 3, 2010*
  - *Karen G. Mills, Administrator of the Small Business Administration*




North Carolina Weatherization  
Assistance Program  
American Recovery and Reinvestment Act

NC General Assembly

Joint Select Committee on Economic Recovery


April 27, 2010





# The Weatherization Objectives

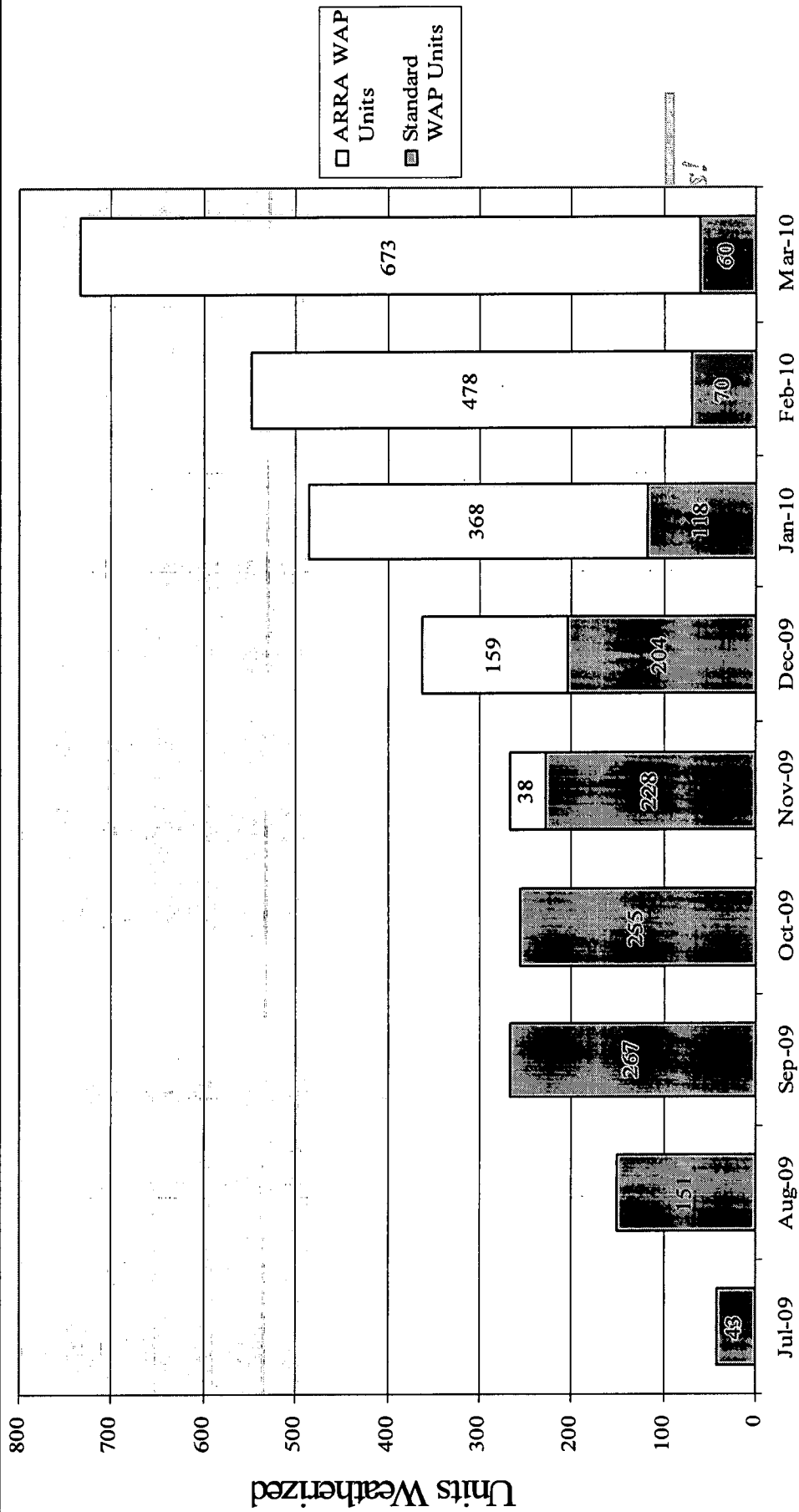
1. Health & Safety
2. Building Durability
3. Client Education & Comfort
4. Energy Savings



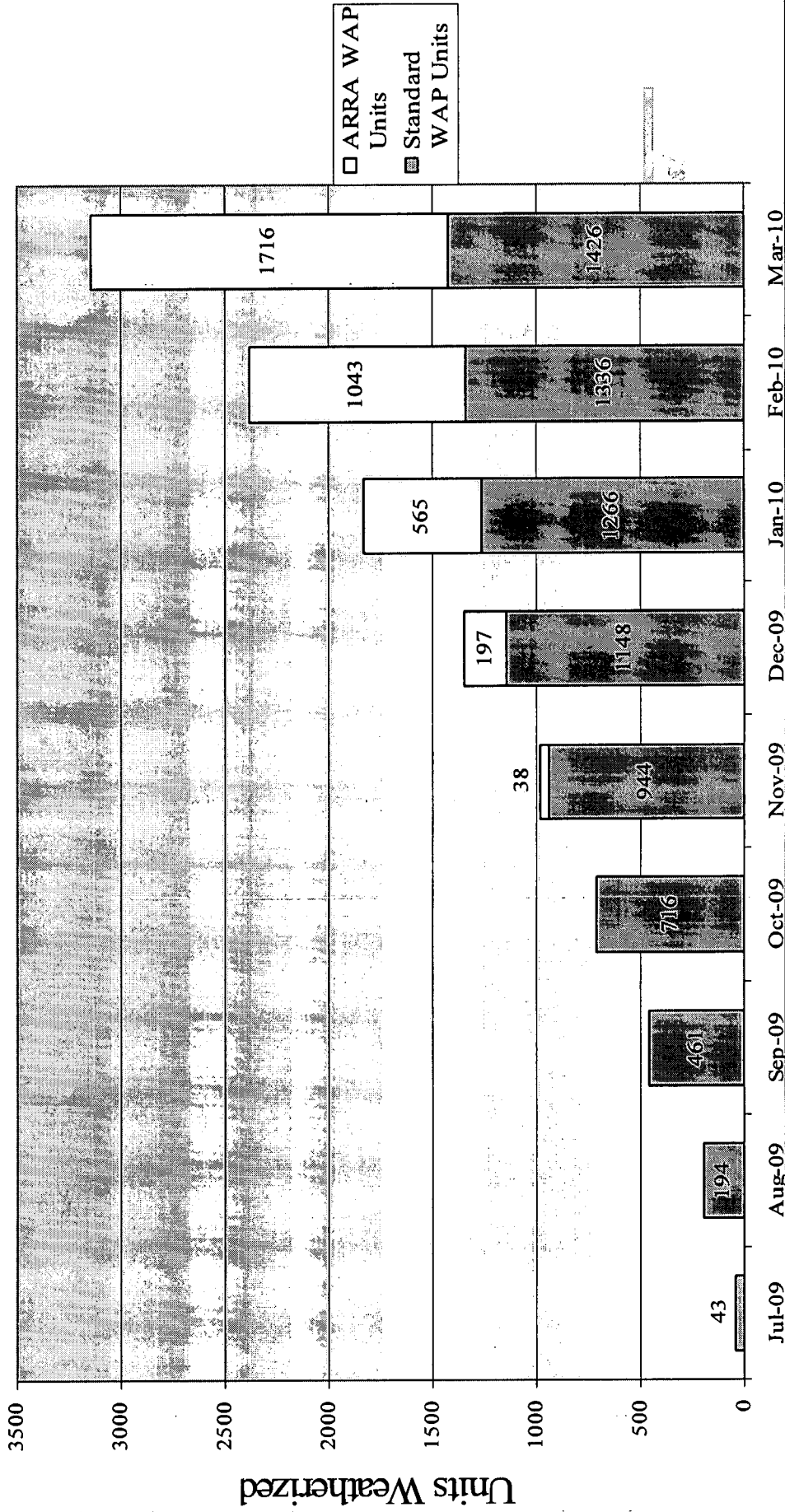




# ARRA and Standard Production



# NC WAP Cumulative Production Total




# ARRA WAP Completions – 3/31/10

| County   | ARRA WAP | County   | ARRA WAP |
|----------|----------|----------|----------|
| ALAMANCE | 2        | CHOWAN   | 13       |
| ALEXANDE | 2        | CLEVELAN | 5        |
| ALLEGHAN | 3        | COLUMBUS | 34       |
| ASHE     | 2        | CRAVEN   | 23       |
| AVERY    | 11       | CUMBERLA | 65       |
| BEAUFORT | 8        | CURRITUC | 4        |
| BERTIE   | 1        | DARE     | 4        |
| BLADEN   | 19       | DAVIDSON | 16       |
| BRUNSWIC | 58       | DAVIE    | 16       |
| BUNCOMBE | 47       | DUPLIN   | 24       |
| BURKE    | 10       | DURHAM   | 54       |
| CABARRUS | 25       | EDGECOMB | 20       |
| CALDWELL | 8        | FORSYTH  | 17       |
| CARTERET | 33       | FRANKLIN | 20       |
| CASWELL  | 9        | GASTON   | 14       |
| CATAWBA  | 1        | GRAHAM   | 11       |
| CHATHAM  | 15       | GRANVILL | 14       |
| CHEROKEE | 7        | GREENE   | 17       |



# ARRA WAP Completions – 3/31/10

| County   | ARRA WAP |
|----------|----------|
| HARNETT  | 34       |
| HAYWOOD  | 26       |
| HENDERSO | 6        |
| HOKE     | 54       |
| IREDELL  | 6        |
| JACKSON  | 12       |
| JOHNSTON | 29       |
| LEE      | 38       |
| LENOIR   | 40       |
| LINCOLN  | 10       |
| MACON    | 12       |
| MADISON  | 5        |
| MARTIN   | 3        |
| MCDOWELL | 2        |
| MECKLENB | 15       |
| MITCHELL | 5        |
| NASH     | 14       |
| NORTHAMP | 18       |
| ONSLow   | 26       |



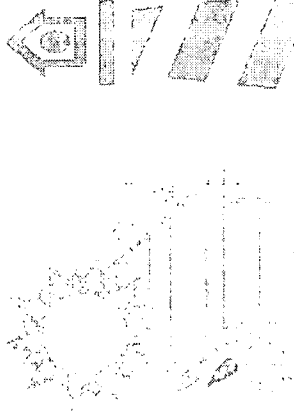
# ARRA WAP Completions – 3/31/10

| County   | ARRA WAP | County   | ARRA WAP |
|----------|----------|----------|----------|
| ORANGE   | 15       | VANCE    | 37       |
| PAMLICO  | 10       | WAKE     | 96       |
| PASQUOTA | 7        | WARREN   | 15       |
| PENDER   | 1        | WASHINGT | 5        |
| PERQUIMA | 4        | WATAUGA  | 21       |
| PITT     | 4        | WAYNE    | 61       |
| RANDOLPH | 27       | WILKES   | 42       |
| ROBESON  | 70       | WILSON   | 12       |
| ROCKINGH | 5        | YADKIN   | 13       |
| ROWAN    | 14       | YANCEY   | 9        |
| RUTHERFO | 5        | CAMDEN   | 1        |
| SAMPSON  | 12       | CLAY     | 1        |
| SCOTLAND | 13       | GATES    | 2        |
| STOKES   | 12       | HYDE     | 2        |
| SURRY    | 31       | JONES    | 4        |
| TRANSYLV | 8        | PERSON   | 1        |
| TYRRELL  | 4        | STANLY   | 3        |
| UNION    | 9        | SWAIN    | 5        |



# NC WAP- ARRA

- Planned vs. Actual Expenditures
- Planned vs. Actual Production
- Processes and Measures to reach/maintain goal




*Weatherization Works!*

*In North Carolina*



# NC WAP- ARRA Monitoring

- 20% of total weatherized units
- Compliance Monitoring: Davis Bacon Act;  
Buy American; Historic Preservation
- Capacity audits
  - Phase I complete
  - Phase II ongoing
- Government Accounting Office
- Office of Inspector General





# NC WAP- ARRA Next Steps

- Cost per unit average
  - \$6,000 (increase from \$4,000)
- Health and Safety %
  - 15% (increase from 7%)
- Training
  - On-site Davis Bacon Act
  - Crew Basics/Crew Leader/ Auditor training
- Maintain/Strengthen relationships with stakeholders



*Weatherization Works!  
In North Carolina*





