

# Expenditures Report 2021-22

## Customized Training Program



submitted to the:

**Joint Legislative Education Oversight Committee**

**September 1, 2022**

**Dr. William S. Carver, Interim President**



Customized Training Program  
**Expenditures Report 2021-2022**

## C O N T E N T S

	Pages
EXECUTIVE SUMMARY	i - viii
PROJECT EXPENDITURES	1 - 18
ADDENDUM	19
PROJECTS BY INDUSTRY CLUSTERS	20 - 27
BUSINESS & INDUSTRY SUPPORT SUMMARY OF TRAINING ACTIVITIES	28 - 30
PROJECT COMPLETIONS	31 - 41



## EXECUTIVE SUMMARY

The Customized Training Program supports the economic development efforts of the State by providing education, training and support services for eligible new, expanding and existing business and industry in North Carolina (G.S. 115D-5.1) through its network of 58 community colleges, serving all 100 counties of the state. The program goal is to foster and support three key aspects of a company's well-being: Job Growth, Technology Investment and Productivity Enhancement.

The program was developed in recognition of the fact that one of the most important factors for a business or industry considering locating, expanding, or remaining in North Carolina is the ability of the State to ensure the presence of a well-trained workforce. The program is designed to react quickly to the needs of businesses and to respect the confidential nature of proprietary processes and information within those businesses.

North Carolina General Statutes 115D-5.1 (e) (f) (f1) (f2) (f3) reads:

(e) There is created within the North Carolina Community College System the Customized Training Program. The Customized Training Program shall offer programs and training services to assist new and existing business and industry to remain productive, profitable, and within the State.

(f) The State Board shall report on an annual basis to the Joint Legislative Education Oversight Committee on:

- (1) The total amount of funds received by a company under the CIT Program;
- (2) The amount of funds per trainee received by that company;
- (3) The amount of funds received per trainee by the community college delivering the training;
- (4) The number of trainees trained by the company and community college; and
- (5) The number of years that company has been funded.

(f1) Notwithstanding any other provision of law, the State Board of Community Colleges may adopt rules and guidelines that allow the Customized Training Program and the Focused Industrial Training Program to use funds appropriated for those programs to support training projects for the various branches of the United States Armed Forces.

(f2) Funds available to the Customized Training Program shall not revert at the end of a fiscal year but shall remain available until expended. Up to ten percent (10%) of the college-delivered training expenditures and up to five percent (5%) of the contractor-delivered training expenditures for the prior fiscal year for Customized Training may be allotted to each college for capacity building at that college.

(f3) Of the funds appropriated in a fiscal year for the Customized Training Programs, the State Board of Community Colleges may approve the use of up to eight percent (8%) for the training and support of regional community college personnel to deliver Customized Industry Training Program services to business and industry.

**In compliance with NCGS 115D-5.1 (f), this report is submitted as the September 1, 2022 annual expenditures report for the Customized Training Program and includes training activities for the reporting period July 1, 2021 – June 30, 2022.**



## **Customized Training Program Guidelines**

The following guidelines were adopted by the State Board of Community Colleges on August 15, 2008; amended May 15, 2009.

### **PURPOSE**

The purpose of the Customized Training Program is to provide customized training assistance in support of full-time production and direct customer service positions created in the State of North Carolina, thereby enhancing the growth potential of companies located in the state while simultaneously preparing North Carolina's workforce with the skills essential to successful employment in emerging industries.

Colleges will receive an annual base allotment of Customized Training Program funds to support business and industry services. This annual base allotment will include an administrative and an instructional component.

### **ELIGIBILITY**

Those businesses and industries eligible for support through the Customized Training Program include Manufacturing, Technology Intensive (i.e., Information Technology, Life Sciences), Regional or National Warehousing and Distribution Centers, Customer Support Centers, Air Courier Services, National Headquarters with operations outside North Carolina, and Civil Service employees providing technical support to US military installations located in North Carolina.

In order to receive assistance, eligible businesses and industries must demonstrate two or more of the following criteria:

- ◆ The business is making an appreciable capital investment;
- ◆ The business is deploying new technology;
- ◆ The business is creating jobs, expanding an existing workforce, or enhancing the productivity and profitability of the operations within the State; and
- ◆ The skills of the workers will be enhanced by the assistance.

Resources may support training assessment, instructional design, instructional costs, and training delivery for personnel involved in the direct production of goods and services. Production and technology support positions are also eligible for training support.

Full-time probationary employees of qualified Customized Training companies are eligible for training delivered by the community college.

The use of Customized Training funds requires that trainees are paid by the company for all time during training hours.

## **EXPENDITURE GUIDELINES**

### ***Salaries, Wages, and Related Expenses***

- ◆ The following priorities will be given to the recruitment and utilization of instructors for Customized Training Program projects: 1) community college permanent or part-time employees; 2) contractors of the community college; and 3) company personnel. It shall be the responsibility of North Carolina Community College System staff and local community college staff to determine the appropriate length and provision of training. This information will be indicated in the Project Profile submitted for approval.
- ◆ Reimbursement for company instructors will be made at a 6:1 or greater trainee to trainer ratio.
- ◆ In those cases when community college staff or contractors are used for instruction, they will be compensated directly in accordance with existing policies and guidelines. In addition to costs of instruction, which includes travel expenses and course preparation time, community college staff or contractors may be reimbursed for costs associated with job analysis, training needs assessment and instructional design. The payment of social security taxes and other employee benefits to community college employees will be made in accordance with existing policies and procedures of the college.
- ◆ Employees of the client company may be used as instructors if community college staff or college contractors with the appropriate expertise are not readily available. The community colleges have the responsibility in such circumstances to insure that all trainees are registered and to monitor the instruction so as to assure that it is being delivered according to the Training Plan and Project Profile. In such cases where company personnel are used as instructors, the company will be reimbursed the normal hourly rate of pay, less benefits, not to exceed a maximum of \$30.00 per hour. In addition to actual hours of direct instruction, compensation for additional time devoted to training program preparation may be recommended by the Regional Customized Training Director and authorized by the Vice President of Economic Development for the North Carolina Community College System. This amount may not exceed 15 percent of the scheduled training hours or a maximum of 80 hours total. Wages may not be paid to prospective trainers while they are trainees in production operations, and under no circumstances may funds be used to pay trainee wages or salaries. The cost of materials may not be included as an allowance expense if the materials will be part of a marketable product for the company.
- ◆ Colleges will receive a 10 percent administrative allowance based upon the current fiscal year expenditures that support an approved Customized Training project. Clerical staff, administrative personnel, and project coordination staff may be employed by a community college expressly for direct services related to a specific project if recommended by the Regional Customized Training Director and approved by the Vice President of Economic Development. Funding for these positions will not be included in the calculation of college administrative allowance.

- ◆ Administrative allowance earned during the current fiscal year may be carried forward and expended in the following fiscal year. The combination of funding of the annual base allotment to support business and industry services and the available carry forward shall not exceed \$100,000.
- ◆ When recommended by the local community college and the Regional Customized Training Director and approved by the Vice President of Economic Development, Customized Training Program funds may also support training of community college instructors for skill acquisition of strategic technologies associated with a Customized Training Program project. The purpose of these expenditures will be to support specialized college instructor training for skills deemed important for future support of employers within the college's service area.

### ***Travel Expenses***

- ◆ Community college instructors may be reimbursed for travel expenses in accordance with local established travel policies and procedures.
- ◆ Out-of-state residents, employed or reimbursed directly by the company, may be temporarily assigned as training instructors and reimbursed for their expenses after having trained six or more company employees. The number of individuals per project supported for travel to the state is subject to negotiation and prior approval, and under such circumstances they will be limited to:
  - a) a maximum of twelve (12) weeks per diem at the currently approved in-state rate.
  - b) one round-trip air fare (coach class, reimbursed at a 14-day prior purchase rate) or cost equivalent for each of the two complete or partial six-week periods of supported state residency.
  - c) local travel allowances as authorized by the Regional Customized Training Director prior to departure.
- ◆ In-state residents serving as instructors and employed by the company may be reimbursed for previously authorized out-of-state travel after having returned and trained six or more company employees in the knowledge or skills acquired as a result of the out-of-state travel. The intent of the out-of-state travel will be to acquire knowledge or skills necessary for project instruction.

The number of individuals supported for out-of-state travel per project is subject to negotiation and prior approval, and under such circumstances they will be limited to:

- a) a maximum of six weeks per diem at the currently approved out-of-state rate. Per diem allowances for international travel may be adjusted for actual cost differences in different locations.
- b) one round-trip air fare (coach class, reimbursed at a 14-day prior purchase rate) or cost equivalent to location of the temporary assignment.
- c) local travel allowances as authorized by the Regional Customized Training Director prior to departure.

### ***Training Facilities***

- ◆ Community colleges may be reimbursed for costs associated with providing dedicated training

facilities for Customized Training projects. Reimbursement to the college may be provided for the period required by the client company for dedicated temporary training space, not to exceed twelve months in duration. Funding for training facility costs will not be calculated into the college's administrative allowance.

- ◆ For training provided at existing college facilities, the college may be reimbursed a reasonable cost share of utilities (including electricity, gas, oil, water and sewer) for the space provided to the Customized Training project. If suitable space is not available at a community college permanent facility, colleges may also be reimbursed for the costs of leasing space on a temporary basis. In such cases, colleges may be reimbursed the reasonable costs of leasing, utilities, maintenance, trash and garbage service, protective and security services, and insurance costs. Colleges may not lease temporary training space from Customized Training client companies or their subsidiaries.
- ◆ Colleges may be reimbursed for reasonable costs associated with necessary alterations to facilities to accommodate the training. Pursuant to G.S. 143-34.40, 143-15.3A, and 143-23(a), these reasonable costs cannot be considered as capital expenditures and must be approved by the Vice President of Economic Development prior to the initiation of the project.

Client companies may not be reimbursed for the leasing of training or other facilities through the Customized Training Program. They may, however, be reimbursed the reasonable costs of transporting, installing, and removing training equipment to and from community college-provided training facilities. Customized Training funds may not be used to make repairs or improvements to company-owned equipment.

### ***Training Materials, Supplies, and Equipment***

- ◆ The State may provide necessary classroom and training-related supplies and materials in support of a specific training project.
- ◆ Media development services may be provided if recommended by the Regional Customized Training Director and approved by the Vice President of Economic Development.
- ◆ The State may provide, install, and maintain at the training site, standard items of equipment normally associated with vocational/occupational training as available and typically used within the North Carolina Community College System.

### **APPROVAL PROCEDURES**

- ◆ Project Profile and Developmental Authorization forms must be approved by the local community college Director, the community college President, and the Regional Customized Training Director and submitted for approval prior to project initiation. The Project Profile must include total estimated project costs and a project time frame, not to exceed 36 months in duration after project approval. Time frames and project costs may be amended according to project training needs with prior approval from the Vice President of Economic Development.
- ◆ Approval for projects with estimated total expenditures less than \$50,000 may be made by the Vice President of Economic Development. Projects in excess of \$50,000 must be approved by the Vice

President of Economic Development and submitted by the Vice President for secondary approval to a Joint Community College/Department of Commerce Review Panel consisting of a designee of the President of the North Carolina Community College System and a designee of the North Carolina Secretary of Commerce.

- ◆ Project expenditures must be in accordance with the approved Project Profile and may not exceed the amount indicated in the profile without prior amendment and approval.

## **CAPACITY BUILDING**

### ***10 Percent/5 Percent Funds***

- ◆ Up to 10% of the college-delivered Customized Training Program expenditures and up to 5% of the contractor-delivered Customized Training Program expenditures for the prior fiscal year may be appropriated by the State Board of Community Colleges to each community college for capacity building through the development of human capital.
- ◆ The community college shall identify instructional delivery deficiencies and how receipt of these funds will address such deficiencies.
- ◆ These funds shall be used for instructor/trainer skill-specific training, certifications, and development of instructional materials at the local level.
- ◆ A projected budget shall be submitted to the Vice President of Economic Development for approval.
- ◆ Community colleges shall evaluate the impact of these capacity-building funds. The results of this impact evaluation shall be shared with the State Board of Community Colleges within the Joint Legislative Education Oversight Committee Annual Report. Future allocations will be dependent upon demonstration of local instructional services capacity building.

### ***Eight Percent Set-Aside Funds***

- ◆ Up to 8% of the annual Customized Training Program budget may be appropriated by the State Board of Community Colleges for the support of regional community college personnel to deliver Customized Training Program services to business and industry.
- ◆ Under the direction of the Vice President of Economic Development and the Regional Customized Training Directors, regional support positions will be identified and placed strategically at community colleges to maximize training services to business and industry throughout the State.
- ◆ These regional support positions will be contracted on a 12-month basis and will be re-evaluated at the completion of each contract. Funding may be allotted to the colleges for these regional support positions for up to 18 months.



- ◆ These 8% funds can be used for salary, fringes, travel, subsistence, supplies and materials, and training certifications.
- ◆ The regional support positions will be evaluated at the end of each contract to determine if the strategic initiative of capacity building within the System is being accomplished. The results of the evaluation process will determine future location of such positions. The results will be shared with the State Board of Community Colleges within the Joint Legislative Education Oversight Committee Annual Report.

### **GUIDELINES EXCEPTION**

- ◆ In unusual or extenuating circumstances, the Vice President of Economic Development may recommend to the President of the North Carolina Community College System and the Secretary of the North Carolina Department of Commerce exceptions to these Guidelines. Exceptions will be documented in a written format and included with the appropriate Project Profile form.

## Customized Training for New and Existing North Carolina Companies: FY 2021-2022

*The Customized Training Program provides education, training and support services for new, expanding and existing business and industry in North Carolina through its network of 58 community colleges, serving all 100 counties of the state. The goal is to foster and support three key aspects of the company's well-being including Job Growth, Productivity Enhancement, and Technology Investment.*

### Job Growth

(new & existing companies)

Number of Projects  
154

Number of Trainees  
10,906

Project Expenditures  
\$4,271,433.28

### Productivity Enhancement

Number of Projects  
48

Number of Trainees  
2,228

Project Expenditures  
\$657,888.33

### Technology Investment

Number of Projects  
20

Number of Trainees  
970

Project Expenditures  
\$520,925.27

### Project Totals

Projects  
222

Trainees  
14,104

Expenditures  
\$5,450,246.88

### Existing Industry Support

Companies Served  
551

Number of Trainees  
8,833

Expenditures  
\$2,947,343.37

### Program Related Expenditures

Learning Resources  
Instructional Tools  
(Media Development)  
\$380,579.50

Regionally Based  
Resources/Trainers  
\$390,611.61

## Customized Training Program Totals

Expenditures  
\$9,168,781.36

Number Trained  
22,937

Total Average Cost  
Per Trainee  
\$399.73

## Customized Training Project Expenditures Data Category Definitions

Column	Data Category	Definition
1	College/Company	North Carolina community college to which funds have been allocated for the support of an approved Customized Training project; the new or existing company supported by Customized Training project funding.
2	Project Type	JG-New = Job Growth for New Company; JG-Existing = Job Growth for Existing Company; PE-Existing = Productivity Enhancement for Existing Company; TI-Existing = Technology Investment for Existing Company.
3	Fiscal Years Funded	Total number of fiscal years the Customized Training project has been funded.
4	Company Training Reimbursement Expenditures	Funds provided directly to a company for instructional and other training-related expenditures allowable under the Customized Training Program.
5	Number Trained by Company Instructors	Number of trainees trained by instructors who are company employees/contractors; number trained by which the company has received program funds to reimburse travel for train-the-trainer company instructors expense, and/or their wages for instruction and company instructors course development time.
6	Average Company Reimbursement Per Trainee	Customized training-related company expenditures divided by the number of trainees trained by company instructors.
7	College Training Expenditures	Funds expended by a community college to support the training of employees and potential employees of a company under the Customized Training Program, including administrative allowance.
8	Number Trained by College Instructors	Number of company trainees trained by either full- or part-time college instructors, contracted community college instructors, NCCCS Regional Trainers, or NCCCS BioNetwork instructors under an approved Customized Training project.
9	Average College Cost Per Trainee	Total Customized Training funds expended by a community college for support of a project, outside of funds provided directly to a company, divided by the total number of trainees trained by community college instructors.
10	Total Expenditures	Total amount of Customized Training funds expended per fiscal year to support an approved project.
11	Total Trained by Company and College Instructors	Total unduplicated number of employees trained under an approved Customized Training project, by training providers listed in columns 5 and 8.
12	Average Total Cost Per Trainee	Total expenditures for an approved Customized Training project divided by the total unduplicated number of trainees.

North Carolina Community College System  
**Customized Training Project Expenditures**  
**(Funding Purpose 361)**  
Reporting Period: July 1, 2021 - June 30, 2022

College/Company [1]	Project Type [2]	Number of Fiscal Years Funded [3]	Company Training Reimbursement Expenditures [4]	Number Trained by Company Instructors [5]	Average Company Reimburse- ment Per Trainee [6]	College Training Expenditures [7]	Number Trained by College Instructors [8]	Average College Cost Per Trainee [9]	Total Expenditures [10]	Total Trained by Company & College Instructors [11]	Average Total Cost Per Trainee [12]
<b>Alamance Community College</b>											
Carolina Biological Supply (project 4)	JG- Existing	4	0.00	0	0.00	6,686.01	34	196.65	6,686.01	34	196.65
Engineered Controls International (Elon) (project 3)	JG- Existing	1	0.00	0	0.00	8,630.00	71	121.55	8,630.00	71	121.55
Prescient, Inc.	JG- Existing	1	0.00	0	0.00	2,710.60	39	69.50	2,710.60	39	69.50
Sports Endeavors, Inc. (Mebane)	JG- Existing	3	0.00	0	0.00	7,550.00	34	222.06	7,550.00	34	222.06
<b>Alamance Total</b>			<b>\$0.00</b>	<b>0.00</b>	<b>\$0.00</b>	<b>\$25,576.61</b>	<b>178</b>	<b>\$143.69</b>	<b>\$25,576.61</b>	<b>178</b>	<b>\$143.69</b>
<b>Asheville-Buncombe Technical Community College</b>											
BorgWarner Turbo Systems (project 2)	JG- Existing	4	0.00	0	0.00	3,300.00	41	80.49	3,300.00	41	80.49
BorgWarner Turbo Systems (project 3)	TI- Existing	1	0.00	0	0.00	42,413.01	88	481.97	42,413.01	88	481.97
Buchi Komburcha	JG- Existing	1	0.00	0	0.00	17,659.56	61	289.50	17,659.56	61	289.50
Eaton Avery Creek (project 6)	JG- Existing	1	0.00	0	0.00	36,650.08	145	252.76	36,650.08	145	252.76
GE Aviation (Asheville) (project 3)	TI- Existing	3	0.00	0	0.00	140,239.76	158	887.59	140,239.76	158	887.59
GE Aviation (Asheville) (project 4)	PE- Existing	1	0.00	0	0.00	67,957.19	156	435.62	67,957.19	156	435.62
Jacob Holm Industries (project 2)	TI- Existing	1	0.00	0	0.00	4,017.20	17	236.31	4,017.20	17	236.31
New Belgium Brewing (project 3)	JG- Existing	1	0.00	0	0.00	56,210.57	122	460.74	56,210.57	122	460.74
Pratt & Whitney [ # ]	JG-New	1	0.00	0	0.00	77,920.43	12	6,493.37	77,920.43	12	6,493.37
Thermo Fisher Scientific (project 3)	JG- Existing	1	0.00	0	0.00	43,993.22	113	389.32	43,993.22	113	389.32
Wicked Weed Brewing	JG- Existing	4	0.00	0	0.00	11,438.31	91	125.70	11,438.31	91	125.70
<b>Asheville-Buncombe Total</b>			<b>\$0.00</b>	<b>0</b>	<b>\$0.00</b>	<b>\$501,799.33</b>	<b>1,004</b>	<b>\$499.80</b>	<b>\$501,799.33</b>	<b>1,004</b>	<b>\$499.80</b>

North Carolina Community College System  
**Customized Training Project Expenditures**  
**(Funding Purpose 361)**  
Reporting Period: July 1, 2021 - June 30, 2022

College/Company [1]	Project Type [2]	Number of Fiscal Years Funded [3]	Company Training Reimbursement Expenditures [4]	Number Trained by Company Instructors [5]	Average Company Reimburse- ment Per Trainee [6]	College Training Expenditures [7]	Number Trained by College Instructors [8]	Average College Cost Per Trainee [9]	Total Expenditures [10]	Total Trained by Company & College Instructors [11]	Average Total Cost Per Trainee [12]
<b>Beaufort County Community College</b>											
AAF Flanders (project 3)	JG- Existing	1	0.00	0	0.00	12,651.00	30	0.00	12,651.00	30	421.70
County Road Seafood	JG-New	3	0.00	0	0.00	3,977.00	12	0.00	3,977.00	12	331.42
idX Corporation (project 3)	TI- Existing	2	0.00	0	0.00	640.00	7	0.00	640.00	7	91.43
Nutrien (project 2) (frmly Potash Aurora)	PE- Existing	2	0.00	0	0.00	17,161.00	43	0.00	17,161.00	43	399.09
Pamlico Yachtworks	JG- Existing	2	0.00	0	0.00	40,452.00	58	0.00	40,452.00	58	697.45
<b>Beaufort Total</b>			<b>\$0.00</b>	<b>0</b>	<b>\$0.00</b>	<b>\$74,881.00</b>	<b>150</b>	<b>\$499.21</b>	<b>\$74,881.00</b>	<b>150</b>	<b>\$499.21</b>
<b>Bladen Community College</b>											
Smithfield Plant (Tar Heel)	JG- Existing	1	0.00	0	0.00	40,809.71	54	755.74	40,809.71	54	755.74
<b>Bladen Total</b>			<b>\$0.00</b>	<b>0</b>	<b>\$0.00</b>	<b>\$40,809.71</b>	<b>54.00</b>	<b>\$755.74</b>	<b>\$40,809.71</b>	<b>54</b>	<b>\$755.74</b>
<b>Blue Ridge Community College</b>											
Bold Rock	TI- Existing	2	0.00	0	0.00	5,180.52	18	287.81	5,180.52	18	287.81
Kimberly Clark Corporation	PE- Existing	4	0.00	0	0.00	4,937.45	15	329.16	4,937.45	15	329.16
Norafin (Americas), Inc. (project 2)	PE- Existing	2	0.00	0	0.00	4,133.00	35	118.09	4,133.00	35	118.09
Survival Innovations	JG- Existing	1	0.00	0	0.00	726.00	10	72.60	726.00	10	72.60
<b>Blue Ridge Total</b>			<b>\$0.00</b>	<b>0</b>	<b>\$0.00</b>	<b>\$14,976.97</b>	<b>78</b>	<b>\$192.01</b>	<b>\$14,976.97</b>	<b>78</b>	<b>\$192.01</b>
<b>Caldwell Community College &amp; Technical Institute</b>											
Bakers Waste Equipment	PE- Existing	3	0.00	0	0.00	1,341.00	35	38.31	1,341.00	35	38.31
Exela Pharma Sciences (project 2)	PE- Existing	1	0.00	0	0.00	2,938.00	200	14.69	2,938.00	200	14.69

North Carolina Community College System  
**Customized Training Project Expenditures**  
**(Funding Purpose 361)**  
Reporting Period: July 1, 2021 - June 30, 2022

College/Company [1]	Project Type [2]	Number of Fiscal Years Funded [3]	Company Training Reimbursement Expenditures [4]	Number Trained by Company Instructors [5]	Average Company Reimburse- ment Per Trainee [6]	College Training Expenditures [7]	Number Trained by College Instructors [8]	Average College Cost Per Trainee [9]	Total Expenditures [10]	Total Trained by Company & College Instructors [11]	Average Total Cost Per Trainee [12]
Stalleregenes Greer (project 2)	PE- Existing	2	0.00	0	0.00	549.00	36	15.25	549.00	36	15.25
<b>Caldwell Total</b>			<b>\$0.00</b>	<b>0.00</b>	<b>\$0.00</b>	<b>\$4,828.00</b>	<b>271</b>	<b>\$17.82</b>	<b>\$4,828.00</b>	<b>271</b>	<b>\$17.82</b>
<b>Cape Fear Community College</b>											
Acme Smoked Fish (project 2)	JG- Existing	3	0.00	0	0.00	8,565.15	17	503.83	8,565.15	17	503.83
Castle Branch (project 2)	JG- Existing	3	0.00	0	0.00	3,527.14	11	320.65	3,527.14	11	320.65
CloudWyze	PE- Existing	2	0.00	0	0.00	18,681.86	31	602.64	18,681.86	31	602.64
Edge-Works Manufacturing Company, Inc.	JG- Existing	1	0.00	0	0.00	27,057.75	18	1,503.21	27,057.75	18	1,503.21
Vantaca, LLC	JG- Existing	1	0.00	0	0.00	86,712.25	53	1,636.08	86,712.25	53	1,636.08
<b>Cape Fear Total</b>			<b>\$0.00</b>	<b>0</b>	<b>\$0.00</b>	<b>\$144,544.15</b>	<b>130</b>	<b>\$1,111.88</b>	<b>\$144,544.15</b>	<b>130</b>	<b>\$1,111.88</b>
<b>Carteret Community College</b>											
Parker Boats	JG- Existing	2	0.00	0	0.00	11,020.24	79	139.50	11,020.24	79	139.50
<b>Carteret Total</b>			<b>\$0.00</b>	<b>0</b>	<b>\$0.00</b>	<b>\$11,020.24</b>	<b>79</b>	<b>\$139.50</b>	<b>\$11,020.24</b>	<b>79</b>	<b>\$139.50</b>
<b>Catawba Valley Community College</b>											
Corning Optical Communications (project 2)	JG- Existing	2	0.00	0	0.00	20,822.51	54	385.60	20,822.51	54	385.60
GKN ePowertrain (project 2)	JG- Existing	4	0.00	0	0.00	1,540.00	54	28.52	1,540.00	54	28.52
Prysmian Group	PE- Existing	1	0.00	0	0.00	13,632.79	131	104.07	13,632.79	131	104.07
Sunnyside Textiles	PE- Existing	1	0.00	0	0.00	1,688.54	10	168.85	1,688.54	10	168.85
<b>Catawba Valley Total</b>			<b>\$0.00</b>	<b>0</b>	<b>\$0.00</b>	<b>\$37,683.84</b>	<b>249</b>	<b>\$151.34</b>	<b>\$37,683.84</b>	<b>249</b>	<b>\$151.34</b>

North Carolina Community College System  
**Customized Training Project Expenditures**  
**(Funding Purpose 361)**  
Reporting Period: July 1, 2021 - June 30, 2022

College/Company [1]	Project Type [2]	Number of Fiscal Years Funded [3]	Company Training Reimbursement Expenditures [4]	Number Trained by Company Instructors [5]	Average Company Reimburse- ment Per Trainee [6]	College Training Expenditures [7]	Number Trained by College Instructors [8]	Average College Cost Per Trainee [9]	Total Expenditures [10]	Total Trained by Company & College Instructors [11]	Average Total Cost Per Trainee [12]
<b>Central Carolina Community College</b>											
Bharat Forge Aluminum USA, Inc. [ # ]	JG-New	2	58,488.00	5	\$11,697.60	141,061.00	96	0.00	199,549.00	96	2,078.64
Caterpillar, Inc. (project 3)	JG-Existing	1	0.00	0	\$0.00	1,679.34	20	83.97	1,679.34	20	83.97
Coty, Inc. (project 4)	PE-Existing	1	0.00	0	\$0.00	22,073.65	72	306.58	22,073.65	72	306.58
Frontier Yarns, Inc. (project 3)	JG-Existing	2	0.00	0	\$0.00	10,183.79	8	1,272.97	10,183.79	8	1,272.97
Mountaire Farms	JG-Existing	4	0.00	0	\$0.00	1,891.34	13	145.49	1,891.34	13	145.49
Pentair Water Pool and Spa (project 4)	JG-Existing	1	0.00	0	\$0.00	30,088.82	76	395.91	30,088.82	76	395.91
Pfizer (project 2)	JG-Existing	1	0.00	0	\$0.00	153,218.87	191	802.19	153,218.87	191	802.19
<b>Central Carolina Total</b>			<b>\$58,488.00</b>	<b>5</b>	<b>\$11,697.60</b>	<b>\$360,196.81</b>	<b>476</b>	<b>\$756.72</b>	<b>\$418,684.81</b>	<b>476</b>	<b>\$879.59</b>
<b>Central Piedmont Community College</b>											
Allstate Insurance Company (Operations Center) (project 2)	JG-Existing	4	0.00	0	0.00	10,009.86	19	526.83	10,009.86	19	526.83
Amazon Fulfillment Center	JG-Existing	3	0.00	0	0.00	34,576.94	41	843.34	34,576.94	41	843.34
AvidXchange (project 2)	JG-Existing	3	0.00	0	0.00	70,606.84	139	507.96	70,606.84	139	507.96
Bakkavor USA	JG-Existing	4	0.00	0	0.00	16,244.84	49	331.53	16,244.84	49	331.53
Cognizant Technology Solutions	JG-Existing	2	0.00	0	0.00	97,010.70	35	2,771.73	97,010.70	35	2,771.73
KURZ Transfer Products (project 2)	JG-Existing	3	0.00	0	0.00	9,459.90	25	378.40	9,459.90	25	378.40
Old Republic Home Protection, Inc.	JG-New	1	0.00	0	0.00	101,646.98	280	363.02	101,646.98	280	363.02
Printful (project 2)	JG-Existing	2	0.00	0	0.00	21,788.50	74	294.44	21,788.50	74	294.44
<b>Central Piedmont Total</b>			<b>\$0.00</b>	<b>0</b>	<b>\$0.00</b>	<b>\$361,344.56</b>	<b>662</b>	<b>\$545.84</b>	<b>\$361,344.56</b>	<b>662</b>	<b>\$545.84</b>

North Carolina Community College System  
**Customized Training Project Expenditures**  
**(Funding Purpose 361)**  
Reporting Period: July 1, 2021 - June 30, 2022

College/Company [1]	Project Type [2]	Number of Fiscal Years Funded [3]	Company Training Reimbursement Expenditures [4]	Number Trained by Company Instructors [5]	Average Company Reimburse- ment Per Trainee [6]	College Training Expenditures [7]	Number Trained by College Instructors [8]	Average College Cost Per Trainee [9]	Total Expenditures [10]	Total Trained by Company & College Instructors [11]	Average Total Cost Per Trainee [12]
<b>Cleveland Community College</b>											
AMES/IMC Copper Group	JG-Existing	1	0.00	0	0.00	28,278.16	52	543.81	28,278.16	52	543.81
Greenheck Fan Corporation (project 3)	JG-Existing	1	0.00	0	0.00	30,670.09	115	266.70	30,670.09	115	266.70
KSM Castings NC, Inc. (project 3)	JG-Existing	2	0.00	0	0.00	64,854.92	172	377.06	64,854.92	172	377.06
Southeastern Container	JG-Existing	1	0.00	0	0.00	20,889.57	61	342.45	20,889.57	61	342.45
Steffes	JG-New	1	0.00	0	0.00	13,871.41	17	815.97	13,871.41	17	815.97
STI - Kings Plush (project 2)	JG-Existing	2	0.00	0	0.00	35,372.91	56	631.66	35,372.91	56	631.66
Zapps Wholesale	JG-Existing	1	0.00	0	0.00	39,600.00	16	2,475.00	39,600.00	16	2,475.00
<b>Cleveland Total</b>			<b>\$0.00</b>	<b>0</b>	<b>\$0.00</b>	<b>\$233,537.06</b>	<b>489</b>	<b>\$477.58</b>	<b>\$233,537.06</b>	<b>489</b>	<b>\$477.58</b>
<b>Coastal Carolina Community College</b>											
Stanadyne, LLC (Jacksonville) (project 2)	TL-Existing	3	0.00	0	0.00	2,493.40	55	45.33	2,493.40	55	45.33
<b>Coastal Carolina Total</b>			<b>\$0.00</b>	<b>0</b>	<b>\$0.00</b>	<b>\$2,493.40</b>	<b>55</b>	<b>\$45.33</b>	<b>\$2,493.40</b>	<b>55</b>	<b>\$45.33</b>
<b>College of the Albemarle</b>											
Daedalus Yachts (project 2)	JG-Existing	1	9,600.00	27	\$355.56	7,740.00	66	117.27	17,340.00	75	231.20
Telephonics	JG-Existing	3	0.00	0	\$0.00	4,457.00	28	159.18	4,457.00	28	159.18
<b>College of the Albemarle Total</b>			<b>\$9,600.00</b>	<b>27</b>	<b>\$355.56</b>	<b>\$12,197.00</b>	<b>94</b>	<b>\$129.76</b>	<b>\$21,797.00</b>	<b>103</b>	<b>\$211.62</b>
<b>Craven Community College</b>											
BSH Home Appliances Corporation (project 3)	JG-Existing	1	0.00		0.00	1,980.00	25	79.20	1,980.00	25	79.20
<b>Craven Total</b>			<b>\$0.00</b>	<b>0</b>	<b>\$0.00</b>	<b>\$1,980.00</b>	<b>25</b>	<b>\$79.20</b>	<b>\$1,980.00</b>	<b>25</b>	<b>\$79.20</b>



North Carolina Community College System  
**Customized Training Project Expenditures**  
**(Funding Purpose 361)**  
Reporting Period: July 1, 2021 - June 30, 2022

College/Company [1]	Project Type [2]	Number of Fiscal Years Funded [3]	Company Training Reimbursement Expenditures [4]	Number Trained by Company Instructors [5]	Average Company Reimburse- ment Per Trainee [6]	College Training Expenditures [7]	Number Trained by College Instructors [8]	Average College Cost Per Trainee [9]	Total Expenditures [10]	Total Trained by Company & College Instructors [11]	Average Total Cost Per Trainee [12]
<b>Davidson-Davie Community College</b>											
EGGER Wood Products	JG-New	3	0.00	0	0.00	50,136.78	59	849.78	50,136.78	59	849.78
MasterBrand Cabinets, Inc. (Lexington)	JG-Existing	2	0.00	0	0.00	24,953.50	46	542.47	24,953.50	46	542.47
North State Machine, Inc.	PE-Existing	2	0.00	0	0.00	4,782.89	8	597.86	4,782.89	8	597.86
<b>Davidson-Davie Total</b>			<b>\$0.00</b>	<b>0</b>	<b>\$0.00</b>	<b>\$79,873.17</b>	<b>113</b>	<b>\$706.84</b>	<b>\$79,873.17</b>	<b>113</b>	<b>\$706.84</b>
<b>Durham Technical Community College</b>											
Baebies, Inc.	JG-Existing	2	0.00	0	0.00	36,833.60	128	287.76	36,833.60	128	287.76
Eli Lilly and Company	JG-New	1	0.00	0	0.00	14,958.24	68	219.97	14,958.24	68	219.97
Humacyte	JG-Existing	4	0.00	0	0.00	8,249.99	44	187.50	8,249.99	44	187.50
IBM Corporation [ # ]	PE-Existing	1	0.00	0	0.00	125,826.11	34	3,700.77	125,826.11	34	3,700.77
KBI Biopharma	JG-Existing	4	0.00	0	0.00	19,308.99	76	254.07	19,308.99	76	254.07
KBI Biopharma (project 2)	JG-Existing	1	0.00	0	0.00	14,283.67	62	230.38	14,283.67	62	230.38
Merck Manufacturing (project 6)	JG-Existing	2	0.00	0	0.00	167,242.30	227	736.75	167,242.30	227	736.75
Morinaga America Foods (project 2)	JG-Existing	3	0.00	0	0.00	11,865.85	25	474.63	11,865.85	25	474.63
Novartis Gene Therapies (frmly AveXis, Inc.)	JG-New	4	0.00	0	0.00	5,797.99	81	71.58	5,797.99	81	71.58
Pfizer, Inc. (Chapel Hill)	JG-Existing	2	0.00	0	0.00	20,984.30	37	567.14	20,984.30	37	567.14
Precision BioSciences, Inc.	JG-Existing	2	0.00	0	0.00	32,438.72	94	345.09	32,438.72	94	345.09
Teamworks	JG-Existing	3	0.00	0	0.00	7,480.02	28	267.14	7,480.02	28	267.14
Tergus Pharmaceuticals	JG-Existing	1	0.00	0	0.00	26,642.01	114	233.70	26,642.01	114	233.70
<b>Durham Total</b>			<b>\$0.00</b>	<b>0</b>	<b>\$0.00</b>	<b>\$491,911.79</b>	<b>1,018</b>	<b>\$483.21</b>	<b>\$491,911.79</b>	<b>1,018</b>	<b>\$483.21</b>

North Carolina Community College System  
**Customized Training Project Expenditures**  
**(Funding Purpose 361)**  
Reporting Period: July 1, 2021 - June 30, 2022

College/Company [1]	Project Type [2]	Number of Fiscal Years Funded [3]	Company Training Reimbursement Expenditures [4]	Number Trained by Company Instructors [5]	Average Company Reimburse- ment Per Trainee [6]	College Training Expenditures [7]	Number Trained by College Instructors [8]	Average College Cost Per Trainee [9]	Total Expenditures [10]	Total Trained by Company & College Instructors [11]	Average Total Cost Per Trainee [12]
<b>Edgecombe Community College</b>											
ABB (Pinetops) (project 2) [ ** ]	JG- Existing	4	0.00	0	0.00	75.00	0	0.00	75.00	0	0.00
Corning, Inc. (Distribution Center)	JG- Existing	2	0.00	0	0.00	2,292.08	50	45.84	2,292.08	50	45.84
LS Cable & System USA, Inc. (project 2)	JG- Existing	1	0.00	0	0.00	3,708.30	12	309.03	3,708.30	12	309.03
Madem-Moorecraft [ ** ]	JG- Existing	4	0.00	0	0.00	1,014.00	0	0.00	1,014.00	0	0.00
Murdock Webbing	JG- Existing	3	0.00	0	0.00	1,257.81	28	44.92	1,257.81	28	44.92
OSSID, LLC (project 2)	PE- Existing	1	0.00	0	0.00	6,622.36	14	473.03	6,622.36	14	473.03
Sara Lee Frozen Bakery (project 3)	JG- Existing	2	0.00	0	0.00	14,905.12	53	281.23	14,905.12	53	281.23
<b>Edgecombe Total</b>			<b>\$0.00</b>	<b>0</b>	<b>\$0.00</b>	<b>\$29,874.67</b>	<b>157</b>	<b>\$190.28</b>	<b>\$29,874.67</b>	<b>157</b>	<b>\$190.28</b>
<b>Fayetteville Technical Community College</b>											
Booz Allen Hamilton	JG- Existing	2	0.00	0	0.00	32,525.00	41	793.29	32,525.00	41	793.29
Clear Path Recycling (project 4)	PE- Existing	2	0.00	0	0.00	3,523.77	17	207.28	3,523.77	17	207.28
MANN+HUMMEL Filtration Technology (project 3)	PE- Existing	3	0.00	0	0.00	13,093.88	78	167.87	13,093.88	78	167.87
Walmart Distribution Center	TI- Existing	2	0.00	0	0.00	6,958.33	6	1,159.72	6,958.33	6	1,159.72
<b>Fayetteville Total</b>			<b>\$0.00</b>	<b>0</b>	<b>\$0.00</b>	<b>\$56,100.98</b>	<b>142</b>	<b>\$395.08</b>	<b>\$56,100.98</b>	<b>142</b>	<b>\$395.08</b>
<b>Forsyth Technical Community College</b>											
Ardagh Metal Packaging USA Corporation	JG- Existing	1	0.00	0	0.00	1,096.92	14	78.35	1,096.92	14	78.35
Carolina Narrow Fabric	JG- Existing	3	0.00	0	0.00	730.24	8	91.28	730.24	8	91.28
Clarios (project 3)	JG- Existing	2	0.00	0	0.00	3,104.97	9	345.00	3,104.97	9	345.00

North Carolina Community College System  
**Customized Training Project Expenditures**  
**(Funding Purpose 361)**  
Reporting Period: July 1, 2021 - June 30, 2022

College/Company [1]	Project Type [2]	Number of Fiscal Years Funded [3]	Company Training Reimbursement Expenditures [4]	Number Trained by Company Instructors [5]	Average Company Reimburse- ment Per Trainee [6]	College Training Expenditures [7]	Number Trained by College Instructors [8]	Average College Cost Per Trainee [9]	Total Expenditures [10]	Total Trained by Company & College Instructors [11]	Average Total Cost Per Trainee [12]
Hayward Industries	JG- Existing	2	0.00	0	0.00	9,357.97	95	98.50	9,357.97	95	98.50
Siemens Energy (Rural Hall) (project 3)	JG- Existing	4	0.00	0	0.00	18,497.96	45	411.07	18,497.96	45	411.07
TriMark Foodcraft	TI- Existing	3	0.00	0	0.00	6,910.08	28	246.79	6,910.08	28	246.79
Triumph Actuation Systems (project 3)	JG- Existing	3	0.00	0	0.00	7,021.76	39	180.05	7,021.76	39	180.05
<b>Forsyth Total</b>			<b>\$0.00</b>	<b>0</b>	<b>\$0.00</b>	<b>\$46,719.90</b>	<b>238</b>	<b>\$196.30</b>	<b>\$46,719.90</b>	<b>238</b>	<b>\$196.30</b>
<b>Gaston College</b>											
Blum	JG- Existing	4	0.00	0	0.00	59,947.65	170	352.63	59,947.65	170	352.63
Blum (project 2)	JG- Existing	1	0.00	0	0.00	39,310.30	52	755.97	39,310.30	52	755.97
Cataler North America (project 4)	JG- Existing	2	0.00	0	0.00	100,437.59	123	816.57	100,437.59	123	816.57
Dixon Quick Coupling (project 3)	JG- Existing	3	0.00	0	0.00	57,220.39	37	1,546.50	57,220.39	37	1,546.50
Dole Fresh Vegetables, Inc. (project 3)	JG- Existing	1	0.00	0	0.00	4,537.50	26	174.52	4,537.50	26	174.52
Fab-Tec, Inc.	JG- Existing	2	0.00	0	0.00	11,689.15	7	1,669.88	11,689.15	7	1,669.88
Hays Fluid Controls	JG- Existing	1	0.00	0	0.00	13,767.60	17	809.86	13,767.60	17	809.86
Husky Rack & Wire	JG- Existing	3	0.00	0	0.00	104,099.33	167	623.35	104,099.33	167	623.35
HYDAC	JG- Existing	4	0.00	0	0.00	2,431.00	6	405.17	2,431.00	6	405.17
J & L Machine and Fabrication	JG- Existing	2	0.00	0	0.00	25,461.30	30	848.71	25,461.30	30	848.71
KACO USA, Inc. (project 4)	JG- Existing	4	0.00	0	0.00	8,684.50	15	578.97	8,684.50	15	578.97
Metyx USA	JG- Existing	2	0.00	0	0.00	5,397.70	13	415.21	5,397.70	13	415.21
Owens Corning (project 3)	TI- Existing	1	0.00	0	0.00	23,235.85	31	749.54	23,235.85	31	749.54
Tenowo, Inc. (project 2)	TI- Existing	1	0.00	0	0.00	11,847.00	74	160.09	11,847.00	74	160.09
<b>Gaston Total</b>			<b>\$0.00</b>	<b>0</b>	<b>\$0.00</b>	<b>\$468,066.86</b>	<b>768</b>	<b>\$609.46</b>	<b>\$468,066.86</b>	<b>768</b>	<b>\$609.46</b>

North Carolina Community College System  
**Customized Training Project Expenditures**  
**(Funding Purpose 361)**  
Reporting Period: July 1, 2021 - June 30, 2022

College/Company [1]	Project Type [2]	Number of Fiscal Years Funded [3]	Company Training Reimbursement Expenditures [4]	Number Trained by Company Instructors [5]	Average Company Reimburse- ment Per Trainee [6]	College Training Expenditures [7]	Number Trained by College Instructors [8]	Average College Cost Per Trainee [9]	Total Expenditures [10]	Total Trained by Company & College Instructors [11]	Average Total Cost Per Trainee [12]
<b>Guilford Technical Community College</b>											
Amada	JG-Existing	1	0.00	0	0.00	1,331.65	46	28.95	1,331.65	46	28.95
Core Technology Molding (project 2)	JG-Existing	3	0.00	0	0.00	26,056.14	23	1,132.88	26,056.14	23	1,132.88
Engineered Controls International (project 3)	JG-Existing	1	0.00	0	0.00	28,542.00	90	317.13	28,542.00	90	317.13
Harriss and Covington Hosiery Mills, Inc. (project 2)	JG-Existing	1	0.00	0	0.00	3,384.26	17	199.07	3,384.26	17	199.07
Noregon	JG-Existing	2	0.00	0	0.00	11,810.89	56	210.91	11,810.89	56	210.91
Prepac Manufacturing US	JG-New	2	0.00	0	0.00	17,176.84	13	1,321.30	17,176.84	13	1,321.30
Wysong (project 3)	JG-Existing	1	0.00	0	0.00	182.00	18	10.11	182.00	18	10.11
Ziehl-Abegg, Inc. (project 2)	JG-Existing	3	0.00	0	0.00	18,128.00	136	133.29	18,128.00	136	133.29
<b>Guilford Total</b>			<b>\$0.00</b>	<b>0</b>	<b>\$0.00</b>	<b>\$106,611.78</b>	<b>399</b>	<b>\$267.20</b>	<b>\$106,611.78</b>	<b>399</b>	<b>\$267.20</b>
<b>Halifax Community College</b>											
AirBoss Rubber Solutions (project 3)	PE-Existing	1	0.00	0	0.00	1,125.30	14	80.38	1,125.30	14	80.38
<b>Halifax Total</b>			<b>\$0.00</b>	<b>0</b>	<b>\$0.00</b>	<b>\$1,125.30</b>	<b>14</b>	<b>\$80.38</b>	<b>\$1,125.30</b>	<b>14</b>	<b>\$80.38</b>
<b>Haywood Community College</b>											
ConMet (Canton) (project 2)	PE-Existing	4	0.00	0	0.00	5,056.00	12	421.33	5,056.00	12	421.33
Evergreen Packaging (project 3)	TL-Existing	1	0.00	0	0.00	186,633.74	210	888.73	186,633.74	210	888.73
<b>Haywood Total</b>			<b>\$0.00</b>	<b>0</b>	<b>\$0.00</b>	<b>\$191,689.74</b>	<b>222</b>	<b>\$863.47</b>	<b>\$191,689.74</b>	<b>222</b>	<b>\$863.47</b>
<b>James Sprunt Community College</b>											
House of Raeford (project 2)	JG-Existing	3	0.00	0	0.00	56,108.09	363	154.57	56,108.09	363	154.57
<b>James Sprunt Total</b>			<b>\$0.00</b>	<b>0</b>	<b>\$0.00</b>	<b>\$56,108.09</b>	<b>363</b>	<b>\$154.57</b>	<b>\$56,108.09</b>	<b>363</b>	<b>\$154.57</b>

North Carolina Community College System  
**Customized Training Project Expenditures**  
**(Funding Purpose 361)**  
Reporting Period: July 1, 2021 - June 30, 2022

College/Company [1]	Project Type [2]	Number of Fiscal Years Funded [3]	Company Training Reimbursement Expenditures [4]	Number Trained by Company Instructors [5]	Average Company Reimburse- ment Per Trainee [6]	College Training Expenditures [7]	Number Trained by College Instructors [8]	Average College Cost Per Trainee [9]	Total Expenditures [10]	Total Trained by Company & College Instructors [11]	Average Total Cost Per Trainee [12]
<b>Johnston Community College</b>											
Grifols - NFF (project 4)	PE- Existing	4	0.00	0	0.00	9,050.00	5	1,810.00	9,050.00	5	1,810.00
Grifols - NFB (project 5)	JG- Existing	1	0.00	0	0.00	24,871.29	232	107.20	24,871.29	232	107.20
Studio TK (project 3)	JG- Existing	1	0.00	0	0.00	4,227.70	20	211.39	4,227.70	20	211.39
<b>Johnston Total</b>			<b>\$0.00</b>	<b>0</b>	<b>\$0.00</b>	<b>\$38,148.99</b>	<b>257</b>	<b>\$148.44</b>	<b>\$38,148.99</b>	<b>257</b>	<b>\$148.44</b>
<b>Lenoir Community College</b>											
Field Controls Company (project 2)	JG- Existing	4	0.00	0	0.00	1,806.06	16	112.88	1,806.06	16	112.88
West Pharmaceutial (project 3)	JG- Existing	1	0.00	0	0.00	9,199.60	14	657.11	9,199.60	14	657.11
<b>Lenoir Total</b>			<b>\$0.00</b>	<b>0</b>	<b>\$0.00</b>	<b>\$11,005.66</b>	<b>30</b>	<b>\$366.86</b>	<b>\$11,005.66</b>	<b>30</b>	<b>\$366.86</b>
<b>Martin Community College</b>											
Domtar (project 4)	JG- Existing	1	0.00	0	0.00	31,680.00	29	1,092.41	31,680.00	29	1,092.41
<b>Martin Total</b>			<b>\$0.00</b>	<b>0</b>	<b>\$0.00</b>	<b>\$31,680.00</b>	<b>29</b>	<b>\$1,092.41</b>	<b>\$31,680.00</b>	<b>29</b>	<b>\$1,092.41</b>
<b>McDowell Technical Community College</b>											
Baxter Healthcare (project 2)	PE- Existing	4	0.00	0	0.00	32,795.07	17	1,929.12	32,795.07	17	1,929.12
<b>McDowell Total</b>			<b>\$0.00</b>	<b>0</b>	<b>\$0.00</b>	<b>\$32,795.07</b>	<b>17</b>	<b>\$1,929.12</b>	<b>\$32,795.07</b>	<b>17</b>	<b>\$1,929.12</b>
<b>Mitchell Community College</b>											
Badger Sportswear	JG- Existing	2	0.00	0	0.00	7,335.38	171	42.90	7,335.38	171	42.90

North Carolina Community College System  
**Customized Training Project Expenditures**  
**(Funding Purpose 361)**  
Reporting Period: July 1, 2021 - June 30, 2022

College/Company [1]	Project Type [2]	Number of Fiscal Years Funded [3]	Company Training Reimbursement Expenditures [4]	Number Trained by Company Instructors [5]	Average Company Reimburse- ment Per Trainee [6]	College Training Expenditures [7]	Number Trained by College Instructors [8]	Average College Cost Per Trainee [9]	Total Expenditures [10]	Total Trained by Company & College Instructors [11]	Average Total Cost Per Trainee [12]
BestCo, Inc. (project 3)	JG-Existing	2	0.00	0	0.00	9,615.73	16	600.98	9,615.73	16	600.98
Corvid Technologies	JG-Existing	4	0.00	0	0.00	42,905.88	25	1,716.24	42,905.88	25	1,716.24
KAM Solutions	JG-Existing	3	0.00	0	0.00	4,992.33	35	142.64	4,992.33	35	142.64
NGK Ceramics USA, Inc. (Phase 5)	JG-Existing	2	0.00	0	0.00	27,857.88	89	313.01	27,857.88	89	313.01
<b>Mitchell Total</b>			<b>\$0.00</b>	<b>0</b>	<b>\$0.00</b>	<b>\$92,707.20</b>	<b>336</b>	<b>\$275.91</b>	<b>\$92,707.20</b>	<b>336</b>	<b>\$275.91</b>
<b>Nash Community College</b>											
Belt Concepts	JG-Existing	1	0.00	0	0.00	11,937.00	9	1,326.33	11,937.00	9	1,326.33
Poppies International, Inc.	JG-Existing	2	0.00	0	0.00	6,804.80	109	62.43	6,804.80	109	62.43
<b>Nash Total</b>			<b>\$0.00</b>	<b>0</b>	<b>\$0.00</b>	<b>\$18,741.80</b>	<b>118</b>	<b>\$158.83</b>	<b>\$18,741.80</b>	<b>118</b>	<b>\$158.83</b>
<b>Piedmont Community College</b>											
GKN Driveline (Timberlake) (project 3)	TL-Existing	2	0.00	0	0.00	14,877.50	42	354.23	14,877.50	42	354.23
P & A Industrial Fabrications (project 5)	PE-Existing	3	0.00	0	0.00	1,870.00	17	110.00	1,870.00	17	110.00
Polywood Outdoor	JG-New	4	0.00	0	0.00	26,950.42	105	256.67	26,950.42	105	256.67
<b>Piedmont Total</b>			<b>\$0.00</b>	<b>0</b>	<b>\$0.00</b>	<b>\$43,697.92</b>	<b>164</b>	<b>\$266.45</b>	<b>\$43,697.92</b>	<b>164</b>	<b>\$266.45</b>
<b>Pitt Community College</b>											
Accuflex Packaging	PE-Existing	2	0.00	0	0.00	7,123.24	12	593.60	7,123.24	12	593.60
Attindas Hygiene Partners (project 2) (frmly Domtar)	PE-Existing	2	0.00	0	0.00	4,180.52	43	97.22	4,180.52	43	97.22
DSM Dyneema (project 4)	PE-Existing	2	0.00	0	0.00	8,469.68	15	564.65	8,469.68	15	564.65
Greenville Produce Company	JG-Existing	1	0.00	0	0.00	4,533.00	29	156.31	4,533.00	29	156.31

North Carolina Community College System  
**Customized Training Project Expenditures**  
**(Funding Purpose 361)**  
Reporting Period: July 1, 2021 - June 30, 2022

College/Company [1]	Project Type [2]	Number of Fiscal Years Funded [3]	Company Training Reimbursement Expenditures [4]	Number Trained by Company Instructors [5]	Average Company Reimburse- ment Per Trainee [6]	College Training Expenditures [7]	Number Trained by College Instructors [8]	Average College Cost Per Trainee [9]	Total Expenditures [10]	Total Trained by Company & College Instructors [11]	Average Total Cost Per Trainee [12]
Hyster-Yale Group (project 4)	PE- Existing	3	0.00	0	0.00	16,365.43	43	380.59	16,365.43	43	380.59
Mayne Pharma (project 2)	PE- Existing	2	0.00	0	0.00	12,079.79	27	447.40	12,079.79	27	447.40
Purilum (project 2)	PE- Existing	1	0.00	0	0.00	905.95	6	150.99	905.95	6	150.99
The Hammock Source	PE- Existing	1	0.00	0	0.00	1,695.44	21	80.74	1,695.44	21	80.74
Thermo Fisher Scientific (project 3)	JG- Existing	1	0.00	0	0.00	6,819.43	41	166.33	6,819.43	41	166.33
<b>Pitt Total</b>			<b>\$0.00</b>	<b>0</b>	<b>\$0.00</b>	<b>\$62,172.48</b>	<b>237</b>	<b>\$262.33</b>	<b>\$62,172.48</b>	<b>237</b>	<b>\$262.33</b>

**Randolph Community College**

Brisco Apparel Company	JG- Existing	1	0.00	0	0.00	4,840.00	26	186.15	4,840.00	26	0.00
Hubbell Industrial Controls (project 2) (Group project; also includes Phase Change Energy Solutions, Greif, and Fibertext Personal Care)	JG- Existing	3	0.00	0	0.00	11,114.44	29	383.26	11,114.44	29	0.00
Phoenix Precision Machining (Group project; also includes Kennametal #2 and United Brass Works #2)	PE- Existing	4	0.00	0	0.00	1,977.89	16	123.62	1,977.89	16	123.62
Technimark (project 3)	JG- Existing	1	0.00	0	0.00	4,804.05	88	54.59	4,804.05	88	54.59
<b>Randolph Total</b>			<b>\$0.00</b>	<b>0</b>	<b>\$0.00</b>	<b>\$22,736.38</b>	<b>159</b>	<b>\$143.00</b>	<b>\$22,736.38</b>	<b>159</b>	<b>\$143.00</b>

**Richmond Community College**

American Woodmark (project 2)	TI- Existing	2	0.00	0	0.00	5,561.00	12	463.42	5,561.00	12	463.42
Cascades Tissue (project 3) [ # ]	TI- Existing	1	0.00	0	0.00	8,580.00	2	4,290.00	8,580.00	2	4,290.00
Global Packaging (project 3)	TI- Existing	2	0.00	0	0.00	869.30	12	72.44	869.30	12	72.44
Huvepharma	TI- Existing	1	0.00	0	0.00	5,879.64	12	489.97	5,879.64	12	489.97
Service Thread (project 8)	TI- Existing	1	0.00	0	0.00	13,200.00	15	880.00	13,200.00	15	880.00
VBC Manufacturing	JG-New	3	0.00	0	0.00	7,203.00	20	360.15	7,203.00	20	360.15

North Carolina Community College System  
**Customized Training Project Expenditures**  
**(Funding Purpose 361)**  
Reporting Period: July 1, 2021 - June 30, 2022

College/Company [1]	Project Type [2]	Number of Fiscal Years Funded [3]	Company Training Reimbursement Expenditures [4]	Number Trained by Company Instructors [5]	Average Company Reimburse- ment Per Trainee [6]	College Training Expenditures [7]	Number Trained by College Instructors [8]	Average College Cost Per Trainee [9]	Total Expenditures [10]	Total Trained by Company & College Instructors [11]	Average Total Cost Per Trainee [12]
<b>Richmond Total</b>			<b>\$0.00</b>	<b>0</b>	<b>\$0.00</b>	<b>\$41,292.94</b>	<b>73</b>	<b>\$565.66</b>	<b>\$41,292.94</b>	<b>73</b>	<b>\$565.66</b>
<b>Robeson Community College</b>											
Crew Boss	JG-New	1	5,142.00	9	\$571.33	7,499.60	6	1,249.93	12,641.60	15	842.77
<b>Robeson Total</b>			<b>\$5,142.00</b>	<b>9</b>	<b>\$571.33</b>	<b>\$7,499.60</b>	<b>6</b>	<b>\$1,249.93</b>	<b>\$12,641.60</b>	<b>15</b>	<b>\$842.77</b>
<b>Rockingham Community College</b>											
KDH Defense Systems (project 3)	PE- Existing	3	0.00	0	0.00	1,485.00	166	8.95	1,485.00	166	8.95
<b>Rockingham Total</b>			<b>\$0.00</b>	<b>0</b>	<b>\$0.00</b>	<b>\$1,485.00</b>	<b>166</b>	<b>\$8.95</b>	<b>\$1,485.00</b>	<b>166</b>	<b>\$8.95</b>
<b>Rowan-Cabarrus Community College</b>											
Continental Structural Plastics (project 2)	JG- Existing	3	0.00	0	0.00	13,415.23	225	59.62	13,415.23	225	59.62
Driveshaft Shop	JG- Existing	1	0.00	0	0.00	7,525.00	51	147.55	7,525.00	51	147.55
Eastern Wholesale Fence, LLC.	JG-New	1	0.00	0	0.00	17,877.72	105	170.26	17,877.72	105	170.26
Filltech, USA (project 2)	JG- Existing	1	0.00	0	0.00	18,660.00	249	74.94	18,660.00	249	74.94
OILES America Corp (project 2)	PE- Existing	3	0.00	0	0.00	11,404.00	167	68.29	11,404.00	167	68.29
Prime Beverage Group, LLC	JG-New	2	0.00	0	0.00	1,760.00	6	293.33	1,760.00	6	293.33
<b>Rowan-Cabarrus Total</b>			<b>\$0.00</b>	<b>0</b>	<b>\$0.00</b>	<b>\$70,641.95</b>	<b>803</b>	<b>\$87.97</b>	<b>\$70,641.95</b>	<b>803</b>	<b>\$87.97</b>
<b>Sandhills Community College</b>											
Kolcraft	PE- Existing	2	0.00	0	0.00	10,379.00	32	324.34	10,379.00	32	324.34
Reliance Packaging (project 2)	JG- Existing	2	0.00	0	0.00	9,731.00	23	423.09	9,731.00	23	423.09



North Carolina Community College System  
**Customized Training Project Expenditures**  
**(Funding Purpose 361)**  
Reporting Period: July 1, 2021 - June 30, 2022

College/Company [1]	Project Type [2]	Number of Fiscal Years Funded [3]	Company Training Reimbursement Expenditures [4]	Number Trained by Company Instructors [5]	Average Company Reimburse- ment Per Trainee [6]	College Training Expenditures [7]	Number Trained by College Instructors [8]	Average College Cost Per Trainee [9]	Total Expenditures [10]	Total Trained by Company & College Instructors [11]	Average Total Cost Per Trainee [12]
<b>Sandhills Total</b>			<b>\$0.00</b>	<b>0</b>	\$0.00	<b>\$20,110.00</b>	<b>55</b>	<b>\$365.64</b>	<b>\$20,110.00</b>	<b>55</b>	<b>\$365.64</b>
<b>South Piedmont Community College</b>											
Glenmark Pharmaceuticals, Ltd. (project 2)	JG-Existing	3	0.00	0	0.00	55,588.59	245	226.89	55,588.59	245	226.89
GM Nameplate	JG-Existing	2	0.00	0	0.00	11,325.19	61	185.66	11,325.19	61	185.66
Instrument Transformer Equipment Corporation	PE-Existing	3	0.00	0	0.00	13,355.80	15	890.39	13,355.80	15	890.39
<b>South Piedmont Total</b>			<b>\$0.00</b>	<b>0</b>	\$0.00	<b>\$80,269.58</b>	<b>321</b>	<b>\$250.06</b>	<b>\$80,269.58</b>	<b>321</b>	<b>\$250.06</b>
<b>Southeastern Community College</b>											
Black's Tire Distribution Center	JG-Existing	2	0.00	0	0.00	1,101.71	18	61.21	1,101.71	18	61.21
<b>Southeastern Total</b>			<b>\$0.00</b>	<b>0</b>	\$0.00	<b>\$1,101.71</b>	<b>18</b>	<b>\$61.21</b>	<b>\$1,101.71</b>	<b>18</b>	<b>\$61.21</b>
<b>Stanly Community College</b>											
Michelin Aircraft Tire (project 3)	PE-Existing	4	0.00	0	0.00	3,451.14	11	313.74	3,451.14	11	313.74
<b>Stanly Total</b>			<b>\$0.00</b>	<b>0</b>	<b>#DIV/0!</b>	<b>\$3,451.14</b>	<b>11</b>	<b>\$313.74</b>	<b>\$3,451.14</b>	<b>11</b>	<b>\$313.74</b>
<b>Surry Community College</b>											
Altec Industries (Mt. Airy) (project 2)	JG-Existing	2	0.00	0	0.00	17,459.77	130	134.31	17,459.77	130	134.31
B & G Foods Snacks, Inc. (project 3)	PE-Existing	3	0.00	0	0.00	19,800.00	18	1,100.00	19,800.00	18	1,100.00
Carport-Central.Com, Inc.	JG-Existing	2	0.00	0	0.00	18,585.00	23	808.04	18,585.00	23	808.04
Gitman Neckwear	PE-Existing	3	0.00	0	0.00	143.00	19	7.53	143.00	19	7.53
Leonard USA (project 2)	JG-Existing	3	0.00	0	0.00	2,860.75	25	114.43	2,860.75	25	114.43
Nester Hosiery, Inc. (project 2)	PE-Existing	4	0.00	0	0.00	691.00	19	36.37	691.00	19	36.37

North Carolina Community College System  
**Customized Training Project Expenditures**  
**(Funding Purpose 361)**  
Reporting Period: July 1, 2021 - June 30, 2022

College/Company [1]	Project Type [2]	Number of Fiscal Years Funded [3]	Company Training Reimbursement Expenditures [4]	Number Trained by Company Instructors [5]	Average Company Reimburse- ment Per Trainee [6]	College Training Expenditures [7]	Number Trained by College Instructors [8]	Average College Cost Per Trainee [9]	Total Expenditures [10]	Total Trained by Company & College Instructors [11]	Average Total Cost Per Trainee [12]
United Plastics (project 3)	PE- Existing	2	0.00	0	0.00	11,060.50	17	650.62	11,060.50	17	650.62
<b>Surry Total</b>			<b>\$0.00</b>	<b>0</b>	<b>\$0.00</b>	<b>\$70,600.02</b>	<b>251</b>	<b>\$281.27</b>	<b>\$70,600.02</b>	<b>251</b>	<b>\$281.27</b>
<b>Tri-County Community College</b>											
Aegis Power Systems, Inc.	JG- Existing	1	0.00	0	0.00	2,496.00	14	178.29	2,496.00	14	178.29
<b>Tri-County Total</b>			<b>\$0.00</b>	<b>0</b>	<b>\$0.00</b>	<b>\$2,496.00</b>	<b>14</b>	<b>\$178.29</b>	<b>\$2,496.00</b>	<b>14</b>	<b>\$178.29</b>
<b>Vance-Granville Community College</b>											
Dill Air Controls (project 2)	JG- Existing	3	0.00	0	0.00	12,968.74	39	332.53	12,968.74	39	332.53
East West Manufacturing (project 2) (formerly Team Mfg.)	JG- Existing	1	0.00	0	0.00	45,485.90	65	699.78	45,485.90	65	699.78
Revlon (project 3)	TI- Existing	3	0.00	0	0.00	23,350.00	138	169.20	23,350.00	138	169.20
Select Products Holdings, LLC	JG-New	2	0.00	0	0.00	21,334.24	13	1,641.10	21,334.24	13	1,641.10
<b>Vance-Granville Total</b>			<b>\$0.00</b>	<b>0</b>	<b>\$0.00</b>	<b>\$103,138.88</b>	<b>255</b>	<b>\$404.47</b>	<b>\$103,138.88</b>	<b>255</b>	<b>\$404.47</b>
<b>Wake Technical Community College</b>											
Accu-Tool, LLC	JG- Existing	1	0.00	0	0.00	10,200.44	6	1,700.07	10,200.44	6	1,700.07
Advance Auto Parts (Raleigh Support Center)	JG- Existing	3	0.00	0	0.00	131,923.00	624	211.42	131,923.00	624	211.42
Allscripts (project 2)	JG- Existing	3	0.00	0	0.00	50,999.59	142	359.15	50,999.59	142	359.15
Amazon Fulfillment Center (Wake Co.)	JG- Existing	1	0.00	0	0.00	123,237.58	107	1,151.75	123,237.58	107	1,151.75
Biogen (project 2)	JG- Existing	3	0.00	0	0.00	53,095.50	82	647.51	53,095.50	82	647.51
Braven Environmental (Zebulon)	JG- Existing	1	0.00	0	0.00	17,445.97	31	562.77	17,445.97	31	562.77
Credit Suisse (project 2)	JG- Existing	2	0.00	0	0.00	265,510.00	393	675.60	265,510.00	393	675.60

North Carolina Community College System  
**Customized Training Project Expenditures**  
**(Funding Purpose 361)**  
Reporting Period: July 1, 2021 - June 30, 2022

College/Company [1]	Project Type [2]	Number of Fiscal Years Funded [3]	Company Training Reimbursement Expenditures [4]	Number Trained by Company Instructors [5]	Average Company Reimburse- ment Per Trainee [6]	College Training Expenditures [7]	Number Trained by College Instructors [8]	Average College Cost Per Trainee [9]	Total Expenditures [10]	Total Trained by Company & College Instructors [11]	Average Total Cost Per Trainee [12]
FUJIFILM Diosynth Biotechnologies (Morrisville)	JG- Existing	1	0.00	0	0.00	7,440.98	66	112.74	7,440.98	66	112.74
John Deere Turf Care (project 4)	JG- Existing	2	0.00	0	0.00	7,063.63	40	176.59	7,063.63	40	176.59
Maverick Solutions	JG- Existing	2	0.00	0	0.00	26,978.27	69	390.99	26,978.27	69	390.99
Merz North America (HQ) (project 2)	JG- Existing	2	0.00	0	0.00	74,238.77	163	455.45	74,238.77	163	455.45
PCX Corporation	JG- Existing	1	0.00	0	0.00	3,608.75	17	212.28	3,608.75	17	212.28
Pendo	JG- Existing	3	0.00	0	0.00	132,508.88	451	293.81	132,508.88	451	293.81
Schmalz, Inc. (project 2)	JG- Existing	2	0.00	0	0.00	27,578.43	35	787.96	27,578.43	35	787.96
Seqirus (project 6)	JG- Existing	3	0.00	0	0.00	51,689.00	115	449.47	51,689.00	115	449.47
Xerox (Cary)	JG- Existing	1	0.00	0	0.00	41.03	8	5.13	41.03	8	5.13
<b>Wake Total</b>			<b>\$0.00</b>	<b>0</b>	<b>\$0.00</b>	<b>\$983,559.82</b>	<b>2,349</b>	<b>\$418.71</b>	<b>\$983,559.82</b>	<b>2,349</b>	<b>\$418.71</b>

**Wayne Community College**

Case Farms Processing (Dudley)	JG- Existing	2	0.00	0	0.00	660.00	6	110.00	660.00	6	110.00
General Industries, Inc.	TI- Existing	1	0.00	0	0.00	4,222.94	26	162.42	4,222.94	26	162.42
Stormberg Foods	JG-New	4	0.00	0	0.00	609.00	13	46.85	609.00	13	46.85
<b>Wayne Total</b>			<b>\$0.00</b>	<b>0</b>	<b>\$0.00</b>	<b>\$5,491.94</b>	<b>45</b>	<b>\$122.04</b>	<b>\$5,491.94</b>	<b>45</b>	<b>\$122.04</b>

**Western Piedmont Community College**

Greenworks Tools	JG-New	2	0.00	0	0.00	1,421.80	15	94.79	1,421.80	15	94.79
Leviton Southern Devices (project 3)	PE- Existing	1	0.00	0	0.00	11,178.46	77	145.17	11,178.46	77	145.17
Marves Industries (project 3)	JG- Existing	4	0.00	0	0.00	2,896.17	30	96.54	2,896.17	30	96.54
Meridian Specialty Yarn Group, Inc. (project 2)	PE- Existing	3	0.00	0	0.00	2,072.48	142	14.59	2,072.48	142	14.59

North Carolina Community College System  
**Customized Training Project Expenditures**  
**(Funding Purpose 361)**  
Reporting Period: July 1, 2021 - June 30, 2022

College/Company [1]	Project Type [2]	Number of Fiscal Years Funded [3]	Company Training Reimbursement Expenditures [4]	Number Trained by Company Instructors [5]	Average Company Reimburse- ment Per Trainee [6]	College Training Expenditures [7]	Number Trained by College Instructors [8]	Average College Cost Per Trainee [9]	Total Expenditures [10]	Total Trained by Company & College Instructors [11]	Average Total Cost Per Trainee [12]
SGL Carbon	PE- Existing	3	0.00	0	0.00	14,822.58	88	168.44	14,822.58	88	168.44
Synergy Labs	JG-New	2	0.00	0	0.00	286.00	89	3.21	286.00	89	3.21
UNIX Packaging, LLC	JG- Existing	1	0.00	0	0.00	584.24	114	5.12	584.24	114	5.12
Valdese Weavers (project 5)	TI- Existing	1	0.00	0	0.00	13,816.00	19	727.16	13,816.00	19	727.16
<b>Western Piedmont Total</b>			<b>\$0.00</b>	<b>0</b>	<b>\$0.00</b>	<b>\$47,077.73</b>	<b>574</b>	<b>\$82.02</b>	<b>\$47,077.73</b>	<b>574</b>	<b>\$82.02</b>
<b>Wilkes Community College</b>											
Gardner Glass (project 2)	PE- Existing	1	0.00	0	0.00	7,022.49	21	334.40	7,022.49	21	334.40
GE Aviation (West Jefferson) (project 3)	JG- Existing	1	0.00	0	0.00	82,755.54	76	1,088.89	82,755.54	76	1,088.89
U.S. Chemical Storage (project 2)	PE- Existing	3	0.00	0	0.00	938.00	33	28.42	938.00	33	28.42
Weslacova Corporation	PE- Existing	1	0.00	0	0.00	30,553.88	16	1,909.62	30,553.88	16	1,909.62
<b>Wilkes Total</b>			<b>\$0.00</b>	<b>0</b>	<b>\$0.00</b>	<b>\$121,269.91</b>	<b>146</b>	<b>\$830.62</b>	<b>\$121,269.91</b>	<b>146</b>	<b>\$830.62</b>
<b>Wilson Community College</b>											
3C Store Fixtures (project 2)	PE- Existing	4	0.00	0	0.00	3,281.68	22	149.17	3,281.68	22	149.17
Ardagh Group	PE- Existing	2	0.00	0	0.00	65,631.50	75	875.09	65,631.50	75	875.09
Smithfield Foods (Wilson) (project 2)	PE- Existing	1	0.00	0	0.00	36,965.50	33	1,120.17	36,965.50	33	1,120.17
Sun River Services Corporation (project 2)	PE- Existing	1	0.00	0	0.00	2,015.52	94	21.44	2,015.52	94	21.44
<b>Wilson Total</b>			<b>\$0.00</b>	<b>0</b>	<b>\$0.00</b>	<b>\$107,894.20</b>	<b>224</b>	<b>\$481.67</b>	<b>\$107,894.20</b>	<b>224</b>	<b>\$481.67</b>
<b>SYSTEM TOTALS</b>			<b>\$73,230.00</b>	<b>41</b>	<b>\$1,786.10</b>	<b>\$5,377,016.88</b>	<b>14,086</b>	<b>\$381.73</b>	<b>\$5,450,246.88</b>	<b>14,104</b>	<b>\$386.43</b>

**Project Expenditures: \$5,450,246.88**

**Media Development Office Expenditures: \$380,579.50**

**Total Expenditures: \$5,830,826.38**

### Customized Training Project Expenditures Footnotes

The report is footnoted to explain company and/or college project expenditures, if: there were trainees but no expenditures; there were expenditures but no trainees reported; there were colleges which reported an excessive average total cost per trainee; or, there were categorical equipment expenditures.

[*]	Projects where colleges reported trainees but did not incur expenditures is the result of: 1) training provided by NC Community Colleges Regional Trainers and/or BioNetwork instructors; 2) training provided by Regional Trainers whereby colleges opted not to utilize the earned administrative allowance; 3) company and/or 3 <sup>rd</sup> Party provider opted not to be reimbursed for training; and 4) training scheduled and paid for in previous year, but a portion postponed by the company, resulting in training being completed in the next fiscal year.
[**]	Projects where company or college expenditures were incurred but there were no trainees reported, the expenditures fall within one or more of the following categories: 1) instructional supplies, materials, and applicable tax and shipping costs; 2) curriculum development for course training; 3) travel costs including in-state, out-of-state, or out-of-country; 4) earned administrative allowance and/or approved administrative allowance carryforward earned from prior fiscal year; 5) job profiles; 6) authorized equipment purchase as stipulated in the Customized Training Program guidelines; 7) project director/coordinator/support staff's salary; 8) balance of invoices paid for training which occurred in late June of the prior fy; and, 9) developmental expenditures authorization.
[#]	Projects where colleges reported an excessive "average total cost per trainee," the excess expenditures fall within one or more of the following categories: 1) high-tech specialized training/instructional materials and/or certification; 2) training conducted for a smaller number of employees due to production demand; 3) job profiling; 4) registration fees for specialized training; 5) approved equipment purchase/lease costs; and 6) approved out-of-state and out-of-country travel costs associated with the project . These are ongoing projects which, upon completion, will illustrate the average total cost per trainee as originally approved, unless noted otherwise.

### Media Development Office

The Customized Training Program supports the Media Development Office (MDO), which is hosted by Wilkes Community College. During Fiscal Year 2021-2022, the MDO began with 11 projects underway. Three of the projects were completed which were comprised of a total of 39.22 minutes and produced an average cost of \$1,755.50 per finished minute. The eight remaining projects will be carried into fy 2022-2023, for completion. The Media Development Office expenditures totaled **\$380,579.50**.

## Customized Training Projects by Industry Cluster FY 2021-2022

Industry Cluster	Number of Projects by Cluster	Industry Cluster	Number of Projects by Cluster
Metals/Iron/Steel	26	Wood/Paper/Printing	11
Pharmaceutical/Medical	26	Machinery/Equipment	9
Textiles/Apparel	25	Furniture/Fixtures/Appliances/ Hardware	9
Transportation	24	Warehousing/Distribution	7
Food/Beverage/Tobacco Procession	22	Chemical	6
Plastics/Rubber/Glass/Cement	15	Business Support Services	5
Computers/Electronics/Electrical	12	Information	4
Miscellaneous Manufacturing	10	Construction	1
ProceSSIONal/Scientific/Technical Services	10	<b>TOTAL PROJECTS</b>	<b>222</b>

North Carolina Community College System  
**Customized Training Projects by Industry Clusters**  
Reporting Period: July 1, 2021 - June 30, 2022

College	Client Company	Industry Cluster
Alamance	Carolina Biological Supply	Miscellaneous Manufacturing
Alamance	Engineered Controls International (Elon)	Machinery/Equipment
Alamance	Prescient, Inc.	Food/Beverages/Tobacco Processing
Alamance	Sports Endeavors, Inc. (Mebane)	Textiles/Apparel
Asheville	BorgWarner Turbo Systems	Transportation
Asheville	Buchi Komburcha	Food/Beverages/Tobacco Processing
Asheville	Eaton Avery Creek	Computers/Electronics/Electrical
Asheville	GE Aviation (Asheville)	Transportation
Asheville	Jacob Holm Industries	Miscellaneous Manufacturing
Asheville	New Belgium Brewing	Food/Beverages/Tobacco Processing
Asheville	Pratt & Whitney	Transportation
Asheville	Thermo Fisher Scientific	Pharmaceutical/Medical
Asheville	Wicked Weed Brewing	Food/Beverages/Tobacco Processing
Beaufort	AAF Flanders	Metals/Iron/Steel
Beaufort	County Road Seafood	Food/Beverages/Tobacco Processing
Beaufort	idX Corporation	Furniture/Fixtures/Appliances/Hardware
Beaufort	Nutrien (frmly Potash Aurora)	Chemical
Beaufort	Pamlico Yachtworks	Transportation
Bladen	Smithfield Plant (Tar Heel)	Food/Beverages/Tobacco Processing
Blue Ridge	Bold Rock	Food/Beverages/Tobacco Processing
Blue Ridge	Kimberly Clark Corporation	Textiles/Apparel
Blue Ridge	Norafin (Americas), Inc.	Textiles/Apparel
Blue Ridge	Survival Innovations	Textiles/Apparel
Caldwell	Bakers Waste Equipment	Metals/Iron/Steel
Caldwell	Exela Pharma Sciences	Pharmaceutical/Medical
Caldwell	Stalleregenes Greer	Pharmaceutical/Medical
Cape Fear	Acme Smoked Fish	Food/Beverages/Tobacco Processing
Cape Fear	Castle Branch	Information
Cape Fear	CloudWyze	Information
Cape Fear	Edge-Works Manufacturing Company, Inc.	Textiles/Apparel
Cape Fear	Vantaca, LLC	Professional/Scientific/Technical Services
Carteret	Parker Boats	Transportation
Catawba Valley	Corning Optical Communications	Computers/Electronics/Electrical
Catawba Valley	GKN ePowertrain	Transportation
Catawba Valley	Prysmian Group	Computers/Electronics/Electrical

North Carolina Community College System  
**Customized Training Projects by Industry Clusters**  
Reporting Period: July 1, 2021 - June 30, 2022

College	Client Company	Industry Cluster
Catawba Valley	Sunnyside Textiles	Textiles/Apparel
Central Carolina	Bharat Forge Aluminum USA, Inc.	Metals/Iron/Steel
Central Carolina	Caterpillar, Inc.	Machinery/Equipment
Central Carolina	Coty, Inc.	Miscellaneous Manufacturing
Central Carolina	Frontier Yarns, Inc.	Textiles/Apparel
Central Carolina	Mountaire Farms	Food/Beverages/Tobacco Processing
Central Carolina	Pentair Water Pool and Spa	Miscellaneous Manufacturing
Central Carolina	Pfizer	Pharmaceutical/Medical
Central Piedmont	Allstate Insurance Company (Operations Center)	Business Support Services
Central Piedmont	Amazon Fulfillment Center	Warehousing/Distribution
Central Piedmont	AvidXchange	Information
Central Piedmont	Bakkavor USA	Food/Beverages/Tobacco Processing
Central Piedmont	Cognizant Technology Solutions	Business Support Services
Central Piedmont	KURZ Transfer Products	Chemical
Central Piedmont	Old Republic Home Protection, Inc.	Business Support Services
Central Piedmont	Printful	Wood/Paper/Printing
Cleveland	AMES/IMC Copper Group	Metals/Iron/Steel
Cleveland	Greenheck Fan Corporation	Metals/Iron/Steel
Cleveland	KSM Castings NC, Inc.	Metals/Iron/Steel
Cleveland	Southeastern Container	Plastics/Rubber/Glass/Cement
Cleveland	Steffes	Metals/Iron/Steel
Cleveland	STI - Kings Plush	Textiles/Apparel
Cleveland	Zapps Wholesale	Warehousing/Distribution
Coastal Carolina	Stanadyne, LLC (Jacksonville)	Transportation
College of the Albemarle	Daedalus Yachts	Transportation
College of the Albemarle	Telephonics	Computers/Electronics/Electrical
Craven	BSH Home Appliances Corporation	Furniture/Fixtures/Appliances/Hardware
Davidson-Davie	EGGER Wood Products	Wood/Paper/Printing
Davidson-Davie	MasterBrand Cabinets, Inc. (Lexington)	Wood/Paper/Printing
Davidson-Davie	North State Machine, Inc.	Metals/Iron/Steel
Durham	Baebies, Inc.	Pharmaceutical/Medical
Durham	Eli Lilly and Company	Pharmaceutical/Medical
Durham	Humacyte	Professional/Scientific/Technical Services
Durham	IBM Corporation	Computers/Electronics/Electrical
Durham	KBI Biopharma	Pharmaceutical/Medical



North Carolina Community College System  
**Customized Training Projects by Industry Clusters**  
Reporting Period: July 1, 2021 - June 30, 2022

College	Client Company	Industry Cluster
Durham	Merck Manufacturing	Pharmaceutical/Medical
Durham	Morinaga America Foods	Food/Beverages/Tobacco Processing
Durham	Novartis Gene Therapies (frmly AveXis, Inc.)	Pharmaceutical/Medical
Durham	Pfizer, Inc. (Chapel Hill)	Pharmaceutical/Medical
Durham	Precision BioSciences, Inc.	Professional/Scientific/Technical Services
Durham	Teamworks	Information
Durham	Tergus Pharmaceuticals	Pharmaceutical/Medical
Edgecombe	ABB (Pinetops)	Computers/Electronics/Electrical
Edgecombe	Corning, Inc. (Distribution Center)	Warehousing/Distribution
Edgecombe	LS Cable & System USA, Inc.	Computers/Electronics/Electrical
Edgecombe	Madem-Moorecraft	Wood/Paper/Printing
Edgecombe	Murdock Webbing	Textiles/Apparel
Edgecombe	OSSID, LLC	Machinery/Equipment
Edgecombe	Sara Lee Frozen Bakery	Food/Beverages/Tobacco Processing
Fayetteville	Booz Allen Hamilton	Business Support Services
Fayetteville	Clear Path Recycling	Plastics/Rubber/Glass/Cement
Fayetteville	MANN+HUMMEL Filtration Technology	Transportation
Fayetteville	Walmart Distribution Center	Warehousing/Distribution
Forsyth	Ardagh Metal Packaging USA Corporation	Metals/Iron/Steel
Forsyth	Carolina Narrow Fabric	Textiles/Apparel
Forsyth	Clarios	Transportation
Forsyth	Hayward Industries	Plastics/Rubber/Glass/Cement
Forsyth	Siemens Energy (Rural Hall)	Metals/Iron/Steel
Forsyth	TriMark Foodcraft	Miscellaneous Manufacturing
Forsyth	Triumph Actuation Systems	Transportation
Gaston	Blum	Furniture/Fixtures/Appliances/Hardware
Gaston	Cataler North America	Transportation
Gaston	Dixon Quick Coupling	Metals/Iron/Steel
Gaston	Dole Fresh Vegetables, Inc.	Food/Beverages/Tobacco Processing
Gaston	Fab-Tec, Inc.	Metals/Iron/Steel
Gaston	Hays Fluid Controls	Miscellaneous Manufacturing
Gaston	Husky Rack & Wire	Metals/Iron/Steel
Gaston	HYDAC	Metals/Iron/Steel
Gaston	J & L Machine and Fabrication	Metals/Iron/Steel
Gaston	KACO USA, Inc.	Transportation
Gaston	Metyx USA	Textiles/Apparel
Gaston	Owens Corning	Textiles/Apparel
Gaston	Tenowo, Inc.	Textiles/Apparel
Guilford	Amada	Machinery/Equipment

North Carolina Community College System  
**Customized Training Projects by Industry Clusters**  
Reporting Period: July 1, 2021 - June 30, 2022

College	Client Company	Industry Cluster
Guilford	Core Technology Molding	Plastics/Rubber/Glass/Cement
Guilford	Engineered Controls International	Machinery/Equipment
Guilford	Harriss and Covington Hosiery Mills, Inc.	Textiles/Apparel
Guilford	Noregon	Professional/Scientific/Technical Services
Guilford	Prepac Manufacturing US	Furniture/Fixtures/Appliances/Hardware
Guilford	Wysong	Metals/Iron/Steel
Guilford	Ziehl-Abegg, Inc	Metals/Iron/Steel
Halifax	AirBoss Rubber Solutions	Plastics/Rubber/Glass/Cement
Haywood	ConMet (Canton)	Plastics/Rubber/Glass/Cement
Haywood	Evergreen Packaging	Wood/Paper/Printing
James Sprunt	House of Raeford	Food/Beverages/Tobacco Processing
Johnston	Grifols - NFF	Pharmaceutical/Medical
Johnston	Grifols - NFB	Pharmaceutical/Medical
Johnston	Studio TK	Furniture/Fixtures/Appliances/Hardware
Lenoir	Field Controls Company	Metals/Iron/Steel
Lenoir	West Pharmaceutical	Pharmaceutical/Medical
Martin	Domtar	Wood/Paper/Printing
McDowell	Baxter Healthcare	Pharmaceutical/Medical
Mitchell	Badger Sportswear	Textiles/Apparel
Mitchell	BestCo, Inc.	Pharmaceutical/Medical
Mitchell	Corvid Technologies	Professional/Scientific/Technical Services
Mitchell	KAM Solutions	Transportation
Mitchell	NGK Ceramics USA, Inc. (Phase 5)	Transportation
Nash	Belt Concepts	Metals/Iron/Steel
Nash	Poppies International, Inc.	Food/Beverages/Tobacco Processing
Piedmont	GKN Driveline (Timberlake)	Transportation
Piedmont	P & A Industrial Fabrications	Textiles/Apparel
Piedmont	Polywood Outdoor	Plastics/Rubber/Glass/Cement
Pitt	Accuflex Packaging	Wood/Paper/Printing
Pitt	Attindas Hygiene Partners (frmly Domtar)	Wood/Paper/Printing
Pitt	DSM Dyneema	Textiles/Apparel
Pitt	Greenville Produce Company	Warehousing/Distribution
Pitt	Hyster-Yale Group	Machinery/Equipment

North Carolina Community College System  
**Customized Training Projects by Industry Clusters**  
Reporting Period: July 1, 2021 - June 30, 2022

College	Client Company	Industry Cluster
Pitt	Mayne Pharma	Pharmaceutical/Medical
Pitt	Purilum	Miscellaneous Manufacturing
Pitt	The Hammock Source	Textiles/Apparel
Pitt	Thermo Fisher Scientific	Pharmaceutical/Medical
Randolph	Brisco Apparel Company	Wood/Paper/Printing
Randolph	Hubbell Industrial Controls (Lead company of Group project)	Computers/Electronics/Electrical
Randolph	Phoenix Precision Machining (Lead company of Group project)	Metals/Iron/Steel
Randolph	Technimark	Plastics/Rubber/Glass/Cement
Richmond	American Woodmark	Furniture/Fixtures/Appliances/Hardware
Richmond	Cascades Tissue	Wood/Paper/Printing
Richmond	Global Packaging	Plastics/Rubber/Glass/Cement
Richmond	Huvepharma	Pharmaceutical/Medical
Richmond	Service Thread	Textiles/Apparel
Richmond	VBC Manufacturing	Construction
Robeson	Crew Boss	Miscellaneous Manufacturing
Rockingham	KDH Defense Systems	Textiles/Apparel
Rowan-Cabarrus	Continental Structural Plastics	Transportation
Rowan-Cabarrus	Driveshaft Shop	Metals/Iron/Steel
Rowan-Cabarrus	Eastern Wholesale Fence, LLC.	Plastics/Rubber/Glass/Cement
Rowan-Cabarrus	Filltech, USA	Chemical
Rowan-Cabarrus	OILES America Corp	Miscellaneous Manufacturing
Rowan-Cabarrus	Prime Beverage Group, LLC	Food/Beverages/Tobacco Processing
Sandhills	Kolcraft	Furniture/Fixtures/Appliances/Hardware
Sandhills	Reliance Packaging	Plastics/Rubber/Glass/Cement
South Piedmont	Glenmark Pharmaceuticals, Ltd.	Pharmaceutical/Medical
South Piedmont	GM Nameplate	Transportation
South Piedmont	Instrument Transformer Equipment Corporation	Metals/Iron/Steel
Southeastern	Black's Tire Distribution Center	Warehousing/Distribution
Stanly	Michelin Aircraft Tire	Plastics/Rubber/Glass/Cement
Surry	Altec Industries (Mt. Airy)	Transportation

North Carolina Community College System  
**Customized Training Projects by Industry Clusters**  
Reporting Period: July 1, 2021 - June 30, 2022

College	Client Company	Industry Cluster
Surry	B & G Foods Snacks, Inc.	Food/Beverages/Tobacco Processing
Surry	Carport-Central.Com, Inc.	Metals/Iron/Steel
Surry	Gitman Neckwear	Textiles/Apparel
Surry	Leonard USA	Miscellaneous Manufacturing
Surry	Nester Hosiery, Inc.	Textiles/Apparel
Surry	United Plastics	Plastics/Rubber/Glass/Cement
Tri-County	Aegis Power Systems, Inc.	Computers/Electronics/Electrical
Vance-Granville	Dill Air Controls	Transportation
Vance-Granville	East West Manufacturing (formerly Team Mfg.)	Computers/Electronics/Electrical
Vance-Granville	Revlon	Chemical
Vance-Granville	Select Products Holdings, LLC	Wood/Paper/Printing
Wake	Accu-Tool, LLC	Metals/Iron/Steel
Wake	Advance Auto Parts (Raleigh Support Center)	Professional/Scientific/Technical Services
Wake	Allscripts	Professional/Scientific/Technical Services
Wake	Amazon Fulfillment Center (Wake Co.)	Warehousing/Distribution
Wake	Biogen	Pharmaceutical/Medical
Wake	Braven Environmental (Zebulon)	Chemical
Wake	Credit Suisse	Business Support Services
Wake	FUJIFILM Diosynth Biotechnologies (Morrisville)	Pharmaceutical/Medical
Wake	John Deere Turf Care	Machinery/Equipment
Wake	Maverick Solutions	Professional/Scientific/Technical Services
Wake	Merz North America (HQ)	Pharmaceutical/Medical
Wake	PCX Corporation	Computers/Electronics/Electrical
Wake	Pendo	Professional/Scientific/Technical Services
Wake	Schmalz, Inc.	Machinery/Equipment
Wake	Seqirus	Pharmaceutical/Medical
Wake	Xerox (Cary)	Professional/Scientific/Technical Services
Wayne	Case Farms Processing (Dudley)	Food/Beverages/Tobacco Processing
Wayne	General Industries, Inc.	Transportation
Wayne	Stormberg Foods	Food/Beverages/Tobacco Processing
Western Piedmont	Greenworks Tools	Machinery/Equipment
Western Piedmont	Leviton Southern Devices	Computers/Electronics/Electrical
Western Piedmont	Marves Industries	Textiles/Apparel
Western Piedmont	Meridian Specialty Yarn Group, Inc.	Textiles/Apparel
Western Piedmont	SGL Carbon	Metals/Iron/Steel
Western Piedmont	Synergy Labs	Chemical
Western Piedmont	UNIX Packaging, LLC	Food/Beverages/Tobacco Processing
Western Piedmont	Valdese Weavers	Textiles/Apparel

North Carolina Community College System  
**Customized Training Projects by Industry Clusters**  
 Reporting Period: July 1, 2021 - June 30, 2022

College	Client Company	Industry Cluster
Wilkes	Gardner Glass	Plastics/Rubber/Glass/Cement
Wilkes	GE Aviation (West Jefferson)	Transportation
Wilkes	U.S. Chemical Storage	Metals/Iron/Steel
Wilkes	Weslacova Corporation	Pharmaceutical/Medical
Wilson	3C Store Fixtures	Furniture/Fixtures/Appliances/Hardware
Wilson	Ardagh Group	Plastics/Rubber/Glass/Cement
Wilson	Smithfield Foods (Wilson)	Food/Beverages/Tobacco Processing
Wilson	Sun River Services Corporation	Food/Beverages/Tobacco Processing



## Customized Training Program Business and Industry Support Summary of Training Activities

### Data Category Definitions

Column	Data Category	Definition
1	College	North Carolina community college to which Business and Industry Support Funds have been allocated.
2	Number of Companies Served	Companies supported by Business and Industry Support Funds.
3	Number of Training Activities	Instructional activities provided with Business and Industry Support Funds.
4	Instructional Expenditures	Business and Industry Support Funds expended to support instructional activities.
5	Number of Trainees	Number of trainees served with Business and Industry Support Funds.
6	Average Cost Per Trainee	Total instructional expenditures divided by the total number of trainees.
7	Administrative Expenditures	Total administrative funds expended per college from the base allotment of Business and Industry Support Funds.
8	Total Expenditures	Total Business and Industry Support Funds expended which include instructional and administrative components.

**Customized Training Program**  
**Business and Industry Support (Funding Purpose 364 and 365)**  
**Summary of Training Activities**  
Reporting Period: July 1, 2021 - June 30, 2022

College (1)	Number of Companies Served (2)	Number of Training Activities (3)	Instructional Expenditures (4)	Number of Trainees (5)	Average Cost Per Trainee (6)	Administrative Expenditures (7)	Total Expenditures (8)
Alamance	24	46	\$20,286.02	146	\$138.95	\$39,713.00	\$59,999.02
Asheville-Buncombe	21	24	\$23,165.40	255	\$90.84	\$40,430.91	\$63,596.31
Beaufort	5	5	\$7,500.00	51	\$147.06	\$40,000.00	\$47,500.00
Bladen	6	10	\$10,000.00	133	\$75.19	\$39,390.16	\$49,390.16
Blue Ridge	14	19	\$10,000.00	218	\$45.87	\$40,750.86	\$50,750.86
Brunswick	13	36	\$7,533.00	164	\$45.93	\$39,967.00	\$47,500.00
Caldwell	17	32	\$10,000.00	1,120	\$8.93	\$40,000.00	\$50,000.00
Cape Fear	17	41	\$19,159.80	121	\$158.35	\$39,999.85	\$59,159.65
Carteret	2	4	\$8,053.00	22	\$366.05	\$39,447.00	\$47,500.00
Catawba Valley	10	16	\$19,993.28	205	\$97.53	\$40,000.00	\$59,993.28
Central Carolina	13	14	\$17,555.25	110	\$159.59	\$40,000.00	\$57,555.25
Central Piedmont	10	36	\$10,177.35	124	\$82.08	\$40,000.00	\$50,177.35
Cleveland	13	25	\$11,438.44	320	\$35.75	\$40,000.00	\$51,438.44
Coastal Carolina	4	14	\$7,500.00	6	\$1,250.00	\$41,370.58	\$48,870.58
College of the Albemarle	2	2	\$6,724.21	19	\$353.91	\$40,000.00	\$46,724.21
Craven	3	7	\$9,997.60	37	\$270.21	\$40,000.00	\$49,997.60
Davidson-Davie	9	11	\$19,999.54	75	\$266.66	\$40,000.00	\$59,999.54
Durham	6	6	\$20,000.00	167	\$119.76	\$40,000.00	\$60,000.00
Edgecombe	5	11	\$7,480.67	67	\$111.65	\$39,998.65	\$47,479.32
Fayetteville	17	29	\$19,981.30	102	\$195.90	\$39,999.81	\$59,981.11
Forsyth	19	58	\$20,000.00	144	\$138.89	\$41,614.75	\$61,614.75
Gaston	10	17	\$22,990.14	469	\$49.02	\$40,579.31	\$63,569.45
Guilford	34	50	\$20,000.00	78	\$256.41	\$40,000.00	\$60,000.00
Halifax	2	3	\$7,273.47	89	\$81.72	\$40,755.88	\$48,029.35
Haywood	2	14	\$7,500.00	162	\$46.30	\$40,965.00	\$48,465.00
Isothermal	11	19	\$7,904.81	130	\$60.81	\$39,973.64	\$47,878.45
James Sprunt	7	10	\$10,123.05	43	\$235.42	\$40,924.45	\$51,047.50
Johnston	4	6	\$9,740.00	55	\$177.09	\$40,000.00	\$49,740.00
Lenoir	3	3	\$10,035.12	26	\$385.97	\$39,963.86	\$49,998.98
Martin	3	5	\$7,504.80	142	\$52.85	\$39,995.00	\$47,499.80

**Customized Training Program**  
**Business and Industry Support (Funding Purpose 364 and 365)**  
**Summary of Training Activities**  
Reporting Period: July 1, 2021 - June 30, 2022

College (1)	Number of Companies Served (2)	Number of Training Activities (3)	Instructional Expenditures (4)	Number of Trainees (5)	Average Cost Per Trainee (6)	Administrative Expenditures (7)	Total Expenditures (8)
Mayland	3	4	\$6,836.72	30	\$227.89	\$39,652.62	\$46,489.34
McDowell	10	13	\$10,000.00	95	\$105.26	\$40,000.00	\$50,000.00
Mitchell	7	14	\$19,950.07	170	\$117.35	\$40,000.00	\$59,950.07
Montgomery	9	15	\$7,446.90	118	\$63.11	\$40,000.00	\$47,446.90
Nash	14	18	\$10,000.00	177	\$56.50	\$41,614.75	\$51,614.75
Pamlico (consortium with Craven CC)			\$0.00		\$0.00	\$0.00	\$0.00
Piedmont	3	7	\$7,500.00	109	\$68.81	\$40,000.00	\$47,500.00
Pitt	8	11	\$7,284.53	503	\$14.48	\$39,994.81	\$47,279.34
Randolph	43	118	\$20,000.00	242	\$82.64	\$41,317.00	\$61,317.00
Richmond	9	13	\$9,619.00	106	\$90.75	\$40,000.00	\$49,619.00
Roanoke-Chowan	4	13	\$7,372.45	124	\$59.46	\$40,000.00	\$47,372.45
Robeson	4	9	\$1,227.07	52	\$23.60	\$39,930.67	\$41,157.74
Rockingham	7	7	\$10,000.00	70	\$142.86	\$40,000.00	\$50,000.00
Rowan-Cabarrus	11	13	\$19,999.88	412	\$48.54	\$41,614.75	\$61,614.63
Sampson	6	9	\$7,500.00	131	\$57.25	\$9,473.20	\$16,973.20
Sandhills	4	7	\$12,000.00	58	\$206.90	\$38,000.00	\$50,000.00
South Piedmont	12	31	\$19,568.24	94	\$208.17	\$40,000.00	\$59,568.24
Southeastern	4	12	\$7,240.91	184	\$39.35	\$40,000.00	\$47,240.91
Southwestern	3	5	\$7,402.46	19	\$389.60	\$40,000.00	\$47,402.46
Stanly	8	14	\$7,500.00	61	\$122.95	\$41,614.00	\$49,114.00
Surry	11	17	\$10,000.00	149	\$67.11	\$40,000.00	\$50,000.00
Tri-County	6	7	\$7,473.00	30	\$249.10	\$40,000.00	\$47,473.00
Vance-Granville	7	9	\$20,059.76	83	\$241.68	\$39,939.00	\$59,998.76
Wake	18	20	\$23,107.94	201	\$114.96	\$40,000.00	\$63,107.94
Wayne	4	15	\$9,869.85	88	\$112.16	\$40,000.00	\$49,869.85
Western Piedmont	9	12	\$18,819.00	302	\$62.31	\$30,545.56	\$49,364.56
Wilkes	14	42	\$10,413.50	349	\$29.84	\$40,000.00	\$50,413.50
Wilson	7	13	\$10,193.77	76	\$134.13	\$39,806.00	\$49,999.77
<b>SYSTEM TOTALS</b>	<b>551</b>	<b>1,041</b>	<b>\$698,001.30</b>	<b>8,833</b>	<b>\$79.02</b>	<b>\$2,249,342.07</b>	<b>\$2,947,343.37</b>



### Continuous Improvement Evaluation Instrument

The purpose of the Continuous Improvement Evaluation Instrument is to assess the companies' expectations, program impact and overall effectiveness of the customized training received by participating in the Customized Training Program. The responses are summarized and used for program assessments and improvement.

Program assessment is based on the following categories and rating scale.

**Expectations:** The extent to which Customized Training met the company's expectations.

**Impact:** The overall impact of Customized Training on the company's operations.

**Effectiveness:** The overall effectiveness of Customized Training in preparing the company's employees for productivity.

Rating Scale					
5	4	3	2	1	N/A
<b>Excellent</b> no improvement necessary, exceed highest expectations	<b>Very Good</b> company needs were met at a highly acceptable level	<b>Acceptable</b> needs met but some improvement indicated	<b>Marginal</b> some needs unsatisfied, item needs substantial improvement	<b>Unacceptable</b> needs generally not satisfied	<b>Not Applicable</b> evaluation not completed by client company

The following Project Completions section includes summary performance information and evaluations for Customized Training projects that were completed during the reporting period July 1, 2021 – June 30, 2022.

## Customized Training Project Completions

### Data Category Definitions

Column	Data Category	Definition
1	College/Company	North Carolina community college to which funds have been allocated for the support of an approved Customized Training project. The new or existing company supported by Customized Training project funding.
2	Project Type	JG-New = Job Growth for New Company; JG-Existing = Job Growth for Existing Company; PE-Existing = Productivity Enhancement for Existing Company; TI-Existing = Technology Investment for Existing Company.
3	Start Date	The initiation of a Customized Training project which has received approval by the Vice President of Economic Development and/or the NCCCS Review Panel.
4	End Date	The completion of all training activity and financial close out process for an approved Customized Training project.
5	Allocations	Total amount of Customized Training funds allotted to a college to support an approved Customized Training project.
6	Expenditures	Total amount of Customized Training funds expended by a college to support an approved Customized Training project.
7	Trained by Company Instructors	Total unduplicated number of trainees trained during the project period by instructors who are company employees/contractors.
8	Trained by College Instructors	Total unduplicated number of trainees trained during the project period by either full- or part-time college employees, contracted community college instructors, NCCCS Regional Trainers and NCCCS BioNetwork instructors.
9	Company's Expectations Met	Extent to which Customized Training met the company's expectations.
10	Training Impact	Overall impact of Customized Training on the company's operations.
11	Training Effectiveness	Overall effectiveness of Customized Training in preparing the company's employees for productivity.

Customized Training Program

**Project Completions**

(Funding Purpose 361)

Projects Completed July 1, 2021 through June 30, 2022

College/Company	Project Type	Start Date	End Date	Allocations	Expenditures	Trained by Company Instructors	Trained by College/ Other Instructors	Company's Expectations Met (Rating)	Training Impact (Rating)	Training Effectiveness (Rating)
(1)	(2)	(3)	(4)	(5)	(6)	(7)	(8)	(9)	(10)	(11)
<b>Alamance Community College</b>										
Carolina Biological Supply (project 4)	JG-Existing	01/28/19	11/04/21	\$81,533	\$62,470	0	201	5	5	5
Prescient, Inc.	JG-Existing	05/03/21	05/19/22	\$2,750	\$2,711	0	39	N/A	N/A	N/A
Sports Endeavors - Mebane	JG-Existing	08/05/19	06/15/22	\$101,526	\$78,272	0	171	4	5	4
<b>Asheville-Buncombe Technical Community College</b>										
BorgWarner Turbo Systems (project 2)	JG-Existing	12/17/18	12/03/21	\$154,506	\$142,180	0	376	5	5	5
GE Aviation (Asheville) (project 3)	TI-Existing	05/08/20	10/29/21	\$266,817	\$257,953	0	223	5	5	5
Wicked Weed Brewing	JG-Existing	03/19/19	02/17/22	\$68,602	\$65,441	0	277	5	5	5
<b>Beaufort County Community College</b>										
County Road Seafood	JG-New	03/01/20	06/16/22	\$5,158	\$5,139	0	12	5	5	5
<b>Blue Ridge Community College</b>										
Kimberly Clark Corporation	PE-Existing	07/31/18	11/30/21	\$46,453	\$46,184	0	73	5	5	5
<b>Caldwell Community College and Technical Institute</b>										
Bakers Waste Equipment	PE-Existing	12/09/19	06/23/22	\$9,788	\$9,785	0	42	5	5	5
<b>Cape Fear Community College</b>										
Acme Smoked Fish (project 2)	JG-Existing	04/19/19	04/13/22	\$37,310	\$35,036	0	66	5	4	4

Customized Training Program

**Project Completions**

(Funding Purpose 361)

Projects Completed July 1, 2021 through June 30, 2022

College/Company	Project Type	Start Date	End Date	Allocations	Expenditures	Trained by Company Instructors	Trained by College/ Other Instructors	Company's Expectations Met (Rating)	Training Impact (Rating)	Training Effectiveness (Rating)
Castle Branch (project 2)	JG-Existing	07/01/19	06/14/22	\$27,191	\$27,089	0	98	N/A	N/A	N/A
Mojotone	JG-Existing	01/18/19	12/10/21	\$10,960	\$10,852	0	55	5	5	5
<b>Catawba Valley Community College</b>										
GKN ePowertrain (project 2)	JG-Existing	02/13/19	12/13/21	\$123,767	\$123,588	0	323	4	4	4
<b>Central Carolina Community College</b>										
Mountaire Farms	JG-Existing	10/03/18	09/30/21	\$75,104	\$63,905	0	119	5	5	5
<b>Central Piedmont Community College</b>										
Allstate Insurance Company (project 2)	JG-Existing	10/01/18	09/30/21	\$292,101	\$289,420	0	604	4	4	4
AvidXchange (project 2)	JG-Existing	08/19/19	06/30/22	\$219,094	\$216,481	0	266	5	4	5
Bakkavor USA	JG-Existing	05/06/19	05/05/22	\$99,101	\$97,680	0	110	5	4	4
KURZ Transfer Products (project 2)	JG-Existing	07/24/19	05/19/22	\$90,460	\$89,768	0	56	5	5	5
<b>Cleveland Community College</b>										
STI - Kings Plush (project 2)	JG-Existing	10/19/20	05/25/22	\$40,879	\$40,857	0	240	5	5	5
<b>College of the Albemarle</b>										
Telephonics	JG-Existing	11/01/19	06/01/22	\$25,384	\$25,384	0	48	5	5	5
<b>Davidson-Davie Community College</b>										
North State Machine, Inc.	PE	08/14/20	01/13/22	\$24,910	\$24,583	0	12	5	5	5

## Customized Training Program

# Project Completions

(Funding Purpose 361)

Projects Completed July 1, 2021 through June 30, 2022

College/Company	Project Type	Start Date	End Date	Allocations	Expenditures	Trained by Company Instructors	Trained by College/ Other Instructors	Company's Expectations Met (Rating)	Training Impact (Rating)	Training Effectiveness (Rating)
<b>Durham Technical Community College</b>										
Humacyte	JG-Existing	03/04/19	04/28/22	\$69,013	\$49,189	0	207	5	5	5
KBI Biopharma	JG-Existing	01/30/19	01/28/22	\$143,524	\$113,729	0	245	5	5	5
Morinaga America Foods (project 2)	JG-Existing	07/29/19	05/23/22	\$68,251	\$53,378	0	127	4	4	4
Novartis Gene Therapies (frmly AveXis)	JG-New	03/25/19	03/21/22	\$126,170	\$96,904	0	319	5	4	3
Sports Endeavors, Inc. (Hillsborough)	JG-Existing	09/06/19	12/15/21	\$82,106	\$83,872	0	230	4	4	4
Teamworks	JG-Existing	07/01/19	05/05/22	\$139,854	\$112,230	0	148	5	5	5
<b>Edgecombe Community College</b>										
ABB (Pinetops) (project 2)	JG-Existing	10/22/18	10/08/21	\$16,693	\$14,264	0	85	5	4	4
Madem-Moorecraft	JG-Existing	02/03/20	01/05/22	\$13,126	\$13,039	0	9	5	4	4
<b>Fayetteville Technical Community College</b>										
Booz Allen Hamilton	JG-Existing	11/14/19	06/24/22	\$36,225	\$32,525	0	50	5	5	5
Eaton Corporation (project 2)	PE-Existing	04/30/19	04/12/22	\$44,780	\$44,778	0	110	5	5	5
MANN+HUMMEL Purolator (project 3)	PE-Existing	07/08/19	06/24/22	\$45,570	\$44,372	0	195	5	5	5
Walmart Distribution Center	TI-Existing	08/03/20	06/27/22	\$12,629	\$12,560	0	21	5	5	5
<b>Forsyth Technical Community College</b>										
Siemens Energy (Rural Hall) (project 3)	JG-Existing	02/25/19	02/03/22	\$63,245	\$60,195	0	139	3	4	4
Triumph Actuation Systems (project 3)	JG-Existing	05/02/19	04/18/22	\$44,015	\$43,715	0	85	4	5	5

## Customized Training Program

# Project Completions

(Funding Purpose 361)

Projects Completed July 1, 2021 through June 30, 2022

College/Company	Project Type	Start Date	End Date	Allocations	Expenditures	Trained by Company Instructors	Trained by College/ Other Instructors	Company's Expectations Met (Rating)	Training Impact (Rating)	Training Effectiveness (Rating)
<b>Gaston College</b>										
Blum	JG-Existing	01/14/19	01/14/22	\$271,836	\$261,094	0	460	5	5	5
HYDAC	JG-Existing	01/25/19	01/21/22	\$69,498	\$67,473	0	138	5	5	5
J & L Machine & Fabrication	JG-Existing	09/10/20	05/24/22	\$73,410	\$73,410	0	57	5	5	5
KACO USA, Inc. (project 4)	JG-Existing	08/27/18	08/27/21	\$43,925	\$43,770	0	106	5	5	5
<b>Guilford Technical Community College</b>										
Core Technology Molding (project 2)	JG-Existing	07/15/19	05/20/22	\$42,446	\$38,152	0	32	5	5	5
Ennis-Flint (Greensboro)	JG-Existing	08/01/19	11/08/21	\$62,501	\$61,418	0	113	N/A	N/A	N/A
Ziehl-Abegg (project 2)	JG-Existing	08/05/19	05/26/22	\$63,118	\$62,701	0	210	5	4	5
<b>Halifax Community College</b>										
Reser's Fine Foods, Inc.	TI-Existing	11/01/18	10/28/21	\$12,664	\$12,229	0	122	3	4	4
<b>Haywood Community College</b>										
ConMet (Canton) (project 2)	PE-Existing	03/21/19	02/21/22	\$59,712	\$52,440	0	320	4	5	5
<b>James Sprunt Community College</b>										
Bay Valley Foods	TI-Existing	11/15/18	10/26/21	\$15,310	\$15,309	0	35	5	5	5
<b>Johnston Community College</b>										
Grifols - NFF (project 4)	PE-Existing	08/27/18	08/26/21	\$148,963	\$141,268	0	329	4	4	4

Customized Training Program

**Project Completions**

(Funding Purpose 361)

Projects Completed July 1, 2021 through June 30, 2022

College/Company	Project Type	Start Date	End Date	Allocations	Expenditures	Trained by Company Instructors	Trained by College/ Other Instructors	Company's Expectations Met (Rating)	Training Impact (Rating)	Training Effectiveness (Rating)
<b>Lenoir Community College</b>										
Field Controls Company (project 2)	JG-Existing	04/01/19	03/09/22	\$11,723	\$11,608	0	53	5	5	5
<b>Martin Community College</b>										
Domtar (project 3)	PE-Existing	03/18/19	03/16/22	\$35,523	\$35,523	0	99	4	4	4
<b>McDowell Technical Community College</b>										
Baxter Healthcare (project 2)	PE-Existing	03/07/19	03/02/22	\$236,418	\$234,659	0	208	3	3	4
<b>Mitchell Community College</b>										
Corvid Technologies	JG-Existing	10/01/18	09/27/21	\$211,624	\$201,129	0	110	5	5	5
KAM Solutions	JG-Existing	04/17/19	03/01/22	\$28,417	\$26,510	0	55	5	5	5
NGK Ceramics (Phase 5)	JG-Existing	10/01/20	06/08/22	\$40,702	\$40,449	0	205	5	5	5
<b>Nash Community College</b>										
The Jay Group	JG-Existing	02/08/21	02/22/22	\$345	\$345	0	5	N/A	N/A	N/A
<b>Piedmont Community College</b>										
Louisiana Pacific	PE-Existing	03/20/19	02/16/22	\$23,288	\$21,989	0	69	N/A	N/A	N/A
Polywood Outdoor	JG-New	01/14/19	01/13/22	\$88,407	\$88,407	11	189	4	4	4

# Customized Training Program

## Project Completions

(Funding Purpose 361)

Projects Completed July 1, 2021 through June 30, 2022

College/Company	Project Type	Start Date	End Date	Allocations	Expenditures	Trained by Company Instructors	Trained by College/ Other Instructors	Company's Expectations Met (Rating)	Training Impact (Rating)	Training Effectiveness (Rating)
<b>Pitt Community College</b>										
Accuflex Packaging	PE-Existing	08/03/20	06/30/22	\$15,191	\$14,519	0	22	5	5	5
<b>Randolph Community College</b>										
Phoenix Precision Machining (Lead Company of Group Project; also includes Kennametal #2 and United Brass Works #2)	PE-Existing	02/04/19	01/25/22	\$13,377	\$12,759	0	55	3	4	4
<b>Richmond Community College</b>										
VBC Manufacturing	JG-New	11/15/19	05/17/22	\$14,186	\$14,185	0	165	4	4	4
<b>Rockingham Community College</b>										
KDH Defense Systems (project 3)	PE-Existing	07/15/19	09/30/21	\$23,716	\$23,340	0	185	5	5	5
Frontier Yarns (Mayodan) (project 3)	PE-Existing	02/01/21	04/18/22	\$35,983	\$35,983	0	77	5	5	4
<b>Rowan-Cabarrus Community College</b>										
Eastern Wholesale Fence, LLC	JG-New	07/19/21	06/29/22	\$17,895	\$17,878	0	105	4	4	4
FillTech USA	JG-Existing	12/11/18	07/14/21	\$23,716	\$20,310	0	249	5	5	5
OILES America Corp. (project 2)	PE-Existing	07/08/19	06/20/22	\$56,113	\$55,494	0	182	5	5	5
Prime Beverage Group, LLC	JG-Existing	10/21/20	09/22/21	\$4,530	\$4,518	0	126	4	4	4
<b>South Piedmont Community College</b>										
Glenmark Pharmaceuticals, Ltd. (project 2)	JG-Existing	07/08/19	05/24/22	\$121,069	\$98,742	0	228	4	4	4
GM Nameplate	JG-Existing	04/13/20	06/14/22	\$34,285	\$34,285	0	77	4	4	5



## Customized Training Program

# Project Completions

(Funding Purpose 361)

Projects Completed July 1, 2021 through June 30, 2022

College/Company	Project Type	Start Date	End Date	Allocations	Expenditures	Trained by Company Instructors	Trained by College/ Other Instructors	Company's Expectations Met (Rating)	Training Impact (Rating)	Training Effectiveness (Rating)
<b>Stanly Community College</b>										
Michelin Aircraft Tire (project 3)	PE-Existing	11/01/18	11/01/21	\$64,780	\$58,893	0	116	4	4	4
New Finish (project 2)	JG-Existing	02/04/19	02/01/22	\$7,777	\$5,742	11	2	4	4	4
<b>Surry Community College</b>										
B & G Foods Snacks (project 3)	PE-Existing	08/12/19	05/24/22	\$87,539	\$86,769	0	96	5	5	5
Gitman Neckwear	PE-Existing	08/05/19	12/13/21	\$27,674	\$27,674	0	35	5	5	5
Leonard USA (project 2)	JG-Existing	05/20/19	05/12/22	\$43,537	\$42,735	0	140	4	4	4
MVP Group International (project 2)	PE-Existing	02/11/19	11/22/21	\$61,645	\$60,565	0	127	4	4	4
Nester Hosiery, Inc. (project 2)	PE-Existing	10/15/18	10/06/21	\$67,651	\$66,971	0	178	5	5	5
United Plastics (project 3)	PE-Existing	03/16/20	05/18/22	\$23,918	\$23,092	0	73	4	3	3
<b>Vance-Granville Community College</b>										
RiceWrap Food Corporation	JG-New	10/19/18	10/06/21	\$8,348	\$4,784	0	74	5	5	5
Revlon (project 3)	TI-Existing	07/09/19	05/25/22	\$40,914	\$40,391	0	138	5	5	5
Robling Medical, Inc. (project 2)	PE-Existing	08/01/19	04/15/22	\$2,168	\$2,157	0	7	3	3	3
<b>Wake Technical Community College</b>										
Advance Auto Parts (Raleigh Support Center)	JG-Existing	07/01/19	06/29/22	\$383,484	\$383,484	0	1,055	4	4	4
Credit Suisse (project 2)	JG-Existing	02/01/21	03/31/22	\$398,499	\$395,518	0	609	5	5	5
Pendo	JG-Existing	07/01/19	06/21/22	\$515,114	\$502,975	0	1,045	5	5	5

## Customized Training Program

# Project Completions

(Funding Purpose 361)

Projects Completed July 1, 2021 through June 30, 2022

College/Company	Project Type	Start Date	End Date	Allocations	Expenditures	Trained by Company Instructors	Trained by College/ Other Instructors	Company's Expectations Met (Rating)	Training Impact (Rating)	Training Effectiveness (Rating)
<b>Wayne Community College</b>										
Case Farms Processing (Dudley)	JG-Existing	04/01/19	03/24/22	\$6,356	\$6,355	0	26	5	5	5
Stormberg Foods	JG-New	01/23/19	01/20/22	\$4,058	\$3,869	0	54	5	5	5
<b>Western Piedmont Community Colleges</b>										
Greenworks Tools	JG-New	07/01/20	06/09/22	\$2,884	\$2,068	0	59	5	5	5
Marves Industries (project 3)	JG-Existing	04/08/19	03/30/22	\$24,411	\$24,052	0	68	5	5	5
Meridian Specialty Yarn (project 2)	PE-Existing	10/11/19	06/09/22	\$7,761	\$7,347	0	196	5	5	5
SGL Carbon	PE-Existing	08/20/19	06/09/22	\$136,937	\$136,931	0	153	5	5	5
<b>Wilkes Community College</b>										
U.S. Chemical Storage (project 2)	PE-Existing	10/17/19	05/24/22	\$19,509	\$19,508	0	67	5	5	5
<b>Wilson Community College</b>										
3C Store Fixtures (project 2)	PE-Existing	01/23/19	01/20/22	\$49,966	\$44,628	0	83	5	5	5
Ardagh Group	PE-Existing	03/01/21	10/06/21	\$86,761	\$86,761	0	75	5	5	5
<b>SYSTEM TOTALS</b>										
				\$6,680,177	\$6,344,693	22	14,243	4.6	4.6	4.6

N/A is the result of one or more of the following: College unable to obtain summary evaluation from client company due to redirection of company's training needs and/or management, or impact of COVID-19 pandemic; training impact unrelated to portion of training received by company; company unable to accomplish planned activities due to unexpected economic circumstances impacting productivity; and/or company closed unexpectedly.

## Continuous Improvement Evaluation

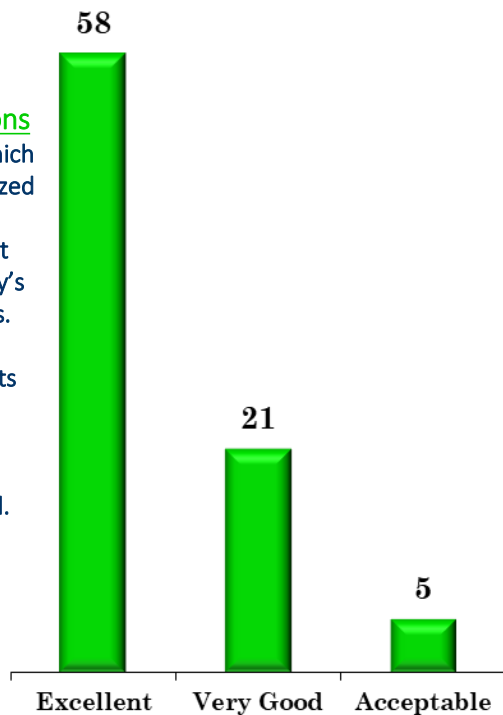
Average Rating – 4.6

Rating Scale: 5 = Excellent (highest) - 1 = Unacceptable (lowest)

### Expectations

Extent to which the Customized Training Program met the company's expectations.

94% of clients rated the training excellent or very good.

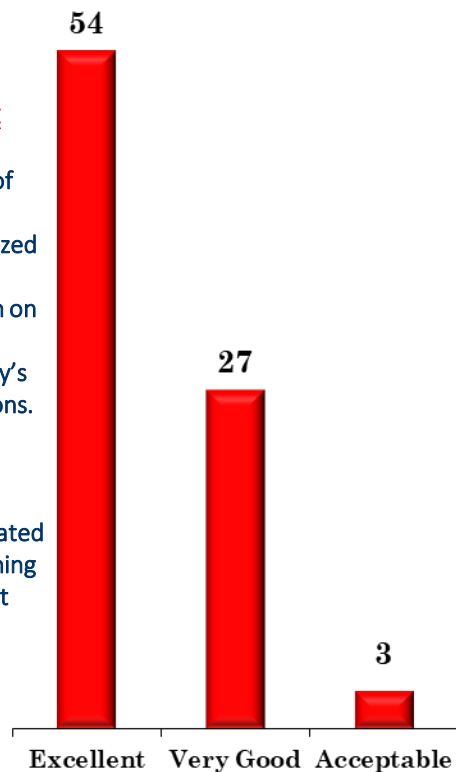


84 completed evaluations by client companies in the Expectations category.

### Impact

Overall impact of the Customized Training Program on the company's operations.

96% of clients rated the training excellent or very good.

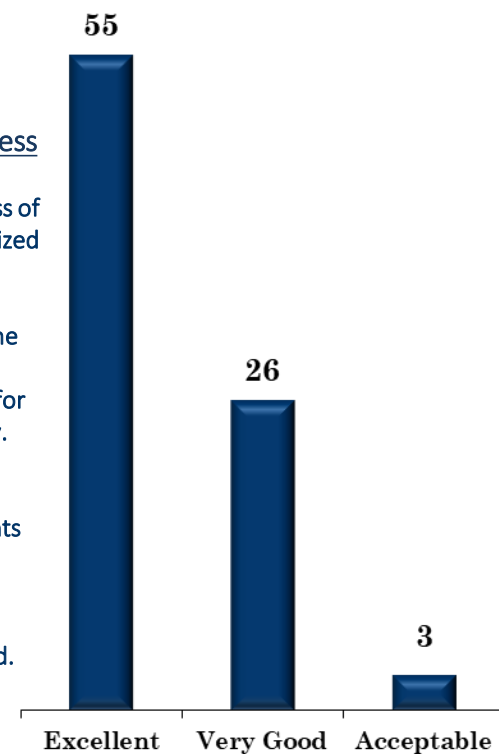


84 completed evaluations by client companies in the Impact category.

### Effectiveness

Overall effectiveness of the Customized Training Program in preparing the company's employees for productivity.

96% of clients rated the training excellent or very good.



84 completed evaluations by client companies in the Effectiveness category.



Customized Training Program

# Expenditures Report 2021-2022

September 1, 2022

Dr. William S. Carver, Interim President

(919) 807-7100

Caswell Building - 200 West Jones Street, Raleigh, North Carolina 27603

<https://www.nccommunitycolleges.edu>

The North Carolina Community College System is committed to equality of opportunity and does not discriminate against students or employees based on race, color, national origin, religion, gender, age or disability.