

FISCAL RESEARCH DIVISION

A Staff Agency of the North Carolina General Assembly

Budget and Operation Overview: Department of Adult Correction (DAC)

Sean Hamel, Fiscal Analyst

February 14, 2023

Justice and Public Safety Team

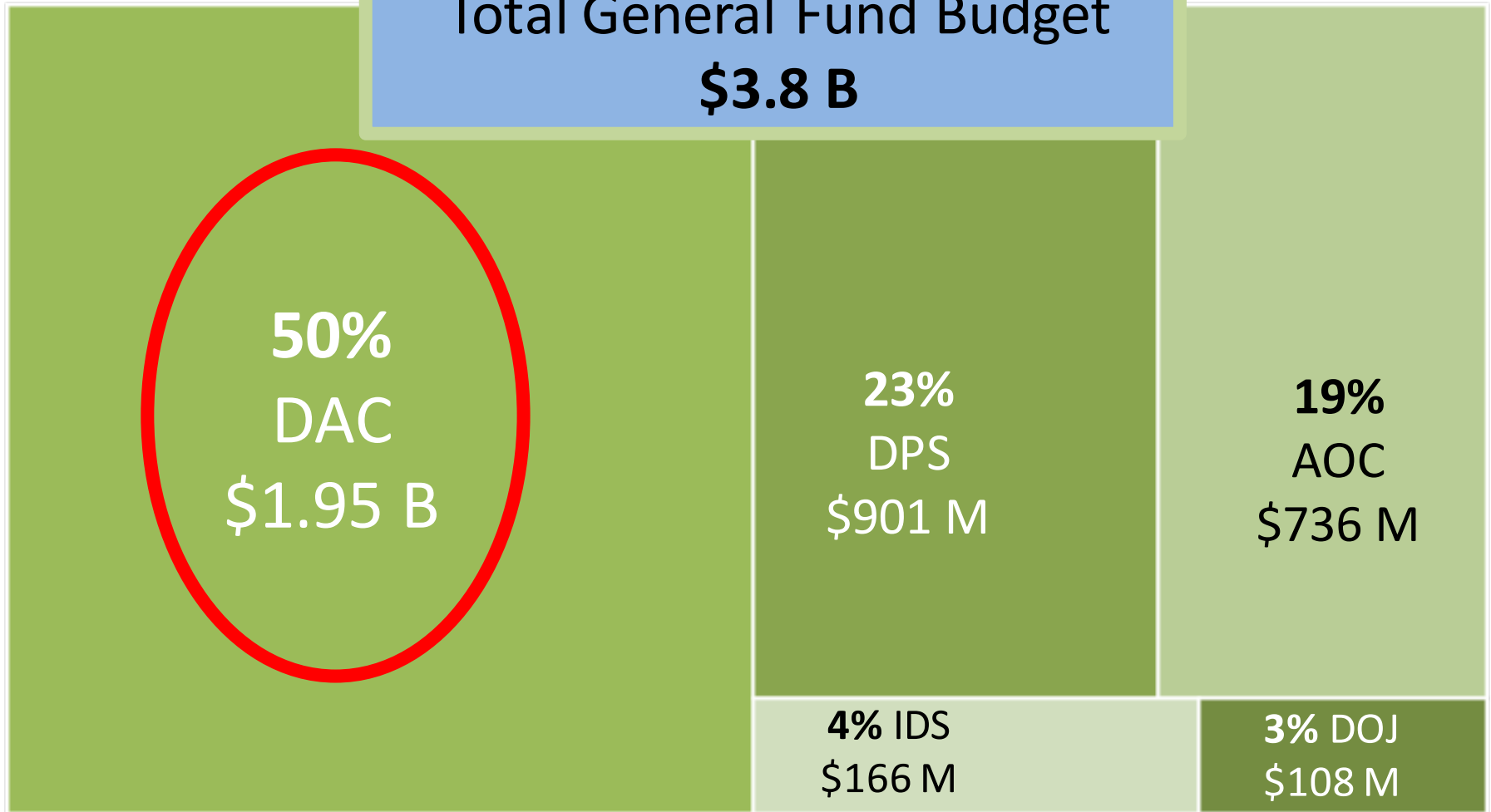
Outline

1. General Budget Overview and Context
2. Prisons
3. Community Supervision
4. Health Services
5. Rehabilitation and Reentry



JPS General Fund Expenditures by Agency FY 2022-23

Total General Fund Budget
\$3.8 B



Source: BD 701 and BD 307



JPS – Department of Adult Correction (DAC)

Session Law 2021-180 established DAC from the Department of Public Safety

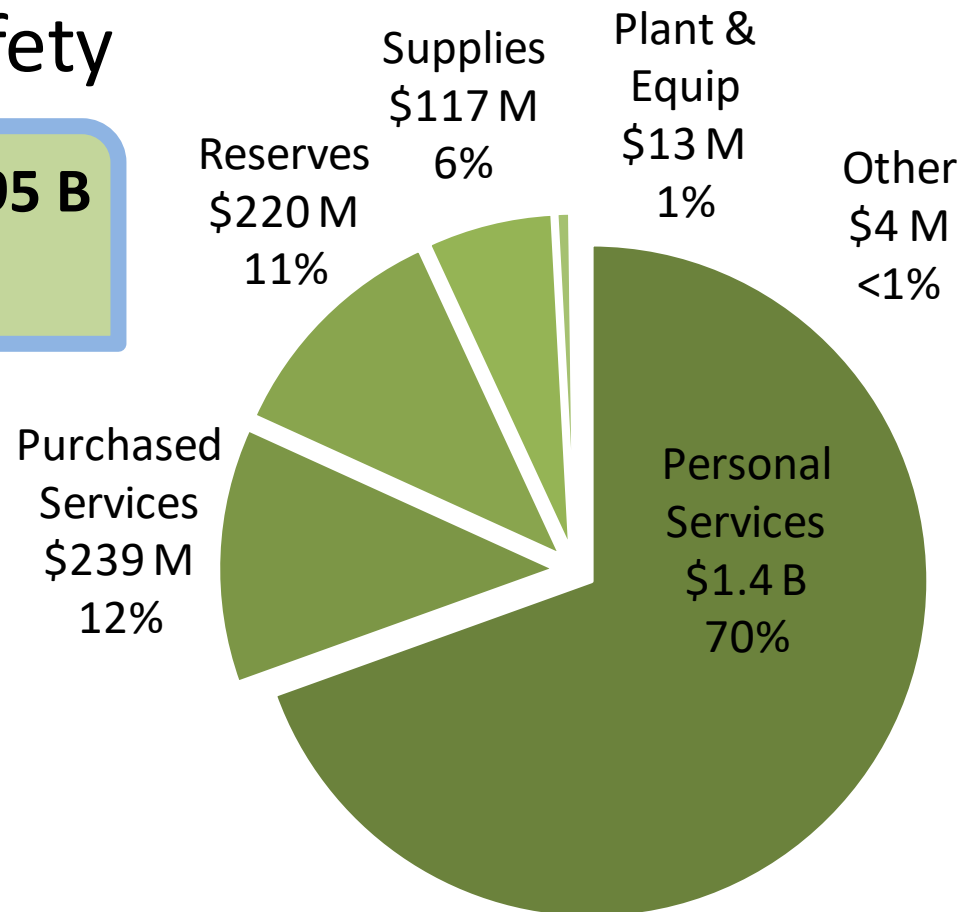
Total General Fund Budget: **\$1.95 B**

Total FTE: **19,635**

Todd Ishee, Secretary

Operations Include:

- ***Prisons***
- ***Community Supervision***
- ***Health Services***
- ***Rehabilitation and Reentry***



Source FY 2022-23 Certified Budget, OSBM



DAC Certified Budget Function FY 2022-23

Total General Fund Budget: \$1.95 B
FTE 19,635

55%
Prisons
\$1.1 B
13,057 FTE

18%
Health Services
\$357.4 M
2,086 FTE

13%
Community Supervision
\$249 M
2,913.5 FTE

9%
Admin
\$262.1M
610 FTE

3% < Rehabilitation and Reentry, \$80 M, 974 FTE

Source FY 2022-23 Certified Budget, OSBM



DAC in Context: Supervised Population as a City or County

Supervision Type	Total
Prisons	29,948
Community Supervision	76,143
Total	106,091

11th Largest City

Rank	City	Population
7	Cary	177,716
8	Wilmington	118,063
9	High Point	114,576
10	Concord	108,229
Supervised Population		106,091
11	Asheville	95,052
12	Greenville	90,121
13	Gastonia	81,558
14	Jacksonville	71,729

27th Largest County


Rank	County	Population
23	Harnett	136,820
24	Wayne	117,662
25	Henderson	116,710
26	Robeson	116,485
Supervised Population		106,091
27	Moore	102,517
28	Craven	101,988
29	Cleveland	100,934
30	Nash	95,465

Source: Supervision population counts taken from DAC Research and Planning Automated Query as of 2/8/2023



DAC in Context: Managing the Facilities

Facilities
2,583 Buildings
15 M Sq. ft.



2,584
Cameron Indoor



129
Carter-Finley



50
Dean Domes

Source: DAC



DAC in Context: Community Supervision

To the Moon and Back.....

- Community Supervision means Probation and Parole Officers are in the field
- State issued vehicles are their office
- 1,901 Vehicles → 19 M miles driven

80 times

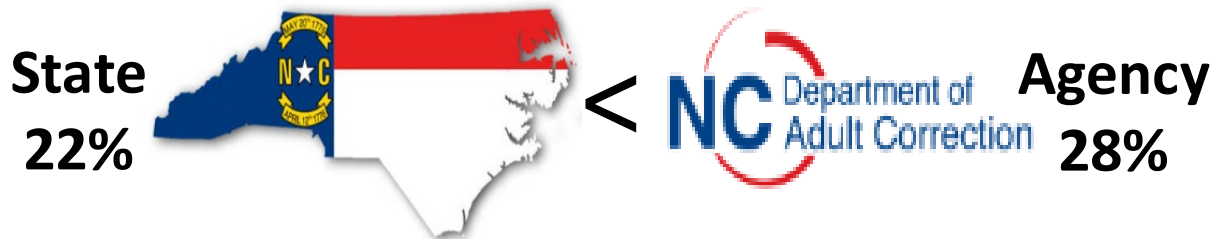


Source: Department of Administration Division of Motor Fleet Management



DAC In Context: Comparing DAC Position Vacancy

Department Vacancies Exceed the State Rate



Prisons and Health Service Vacancies Drive the Department Rate



Prisons
33%



Health
Services
29%

Rehabilitation &
Reentry
18%



Community
Supervision 15%



Admin, Boards, &
Commissions 13%

Source: North Carolina Integrated HR-Payroll System and DAC
Note: Position data based on December 2022 BO0149 reports

Outline

1. General Budget Overview and Context
- 2. Prisons**
3. Community Supervision
4. Health Services
5. Rehabilitation and Reentry



DAC Prisons: By Fund

Prisons

General Fund Budget: \$1.07 B
FTE 13,057

83%

Custody and Security

\$890.5 M

12,390 FTE

9%

**Room, Board,
& Clothing**

\$99.7 M

469 FTE

5%

Management

\$59 M

469 FTE

2% SMCP

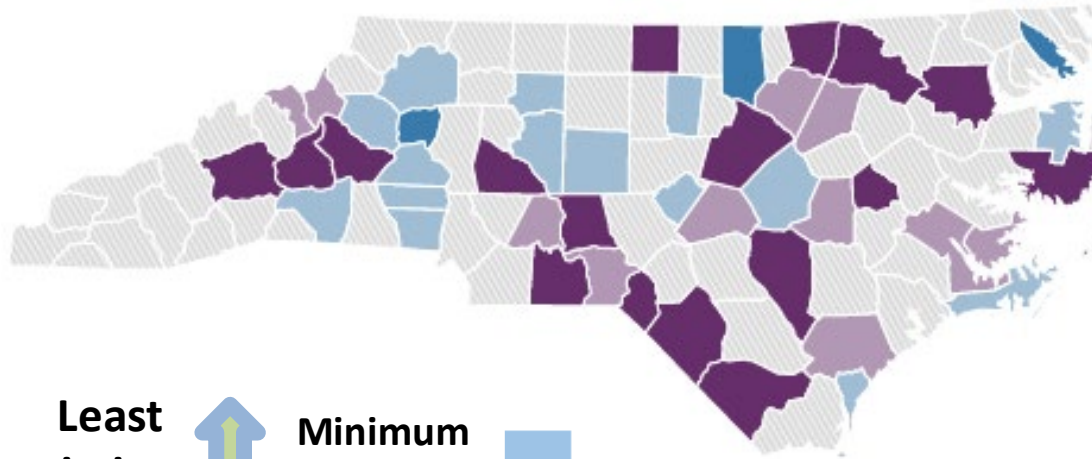
\$24.8 M

Source FY 2022-23 Certified Budget, OSBM

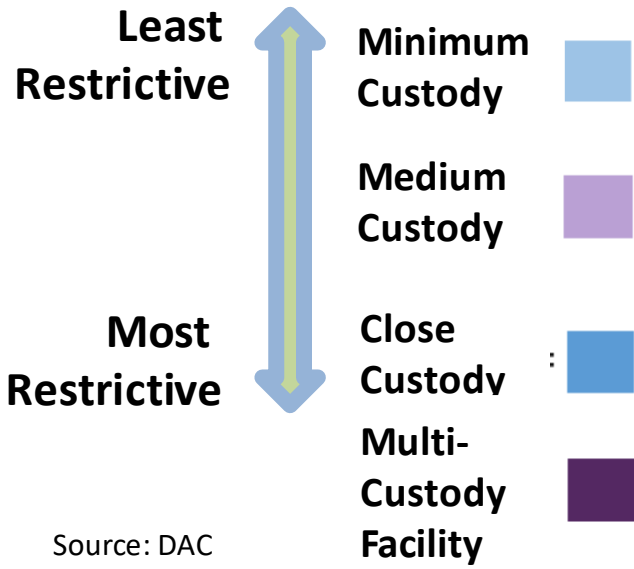
1% < Construction & Work Release, \$2.6 M, 22 FTE



DAC Prisons: Infrastructure



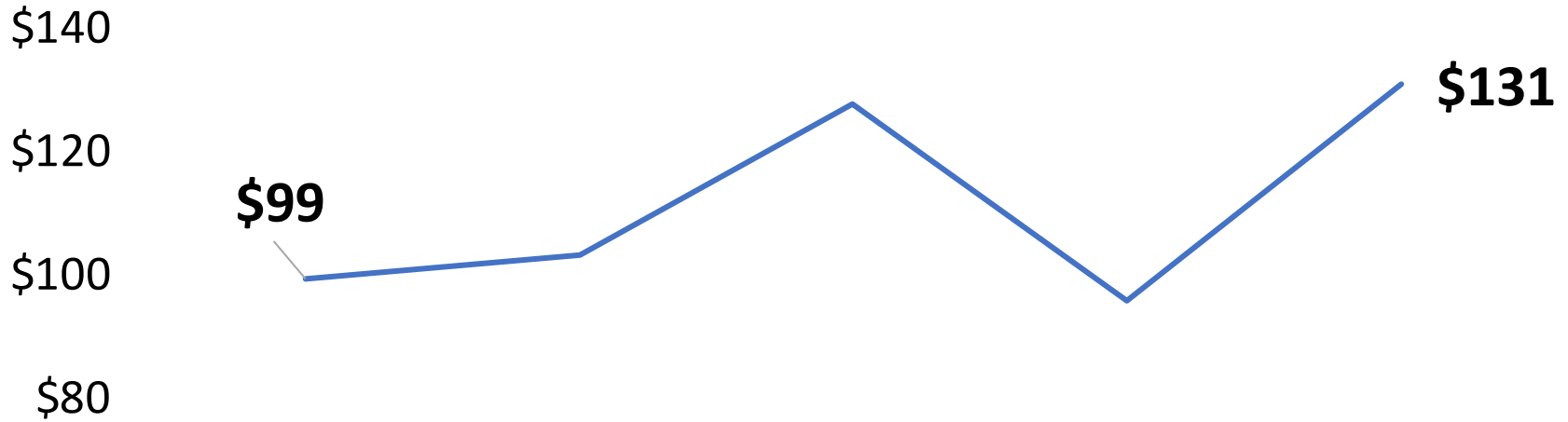
Facility Type	#
State Prison	53
Confinement in Response to Violation (CRV)	3
Contract Prison*	1



Current Pop	#
Minimum	8,283
Medium	12,605
Close	7,931
Total	29,819

Source: DAC

DAC Prison: Average Daily Cost by Custody Level



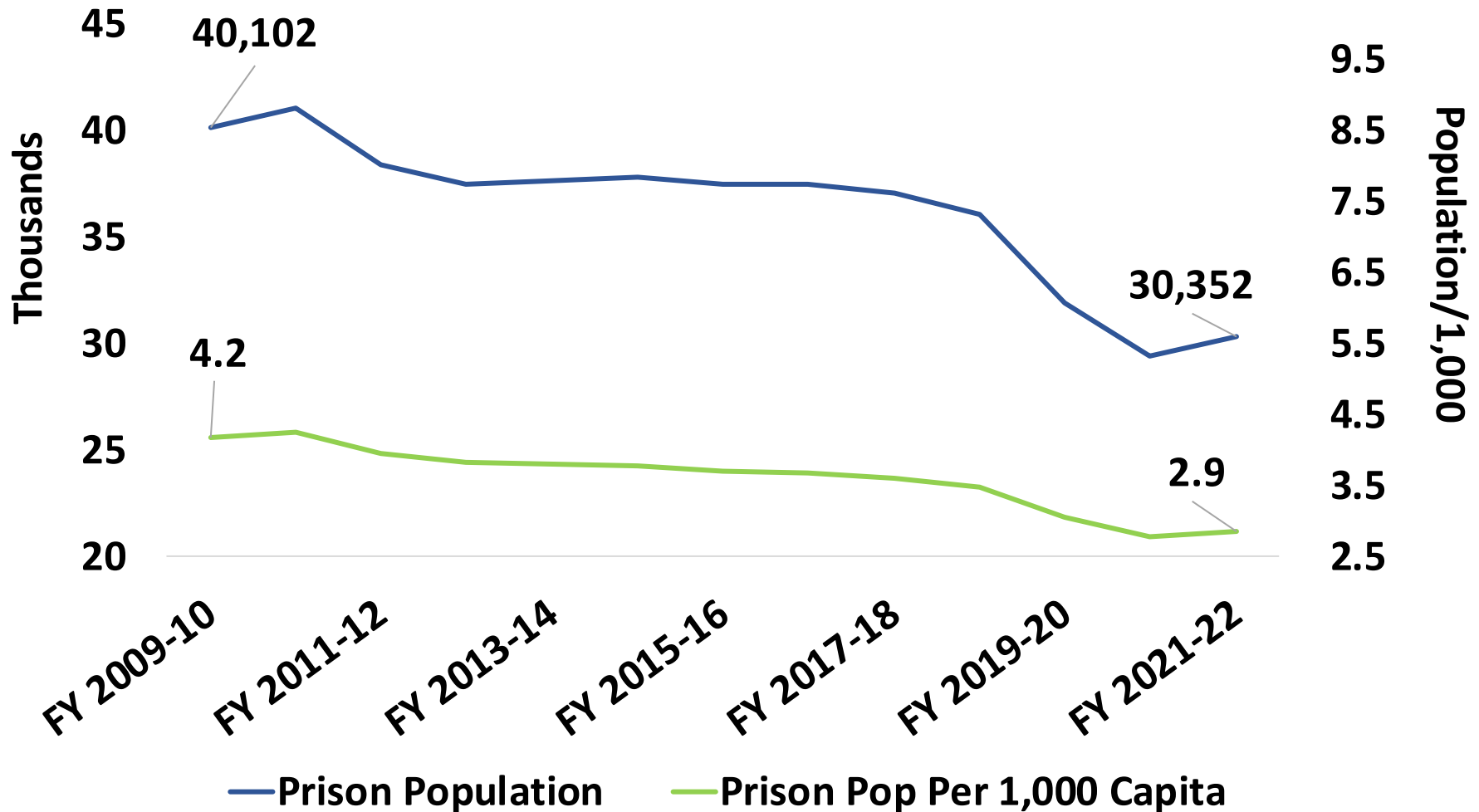
	FY 2017-18	FY 2018-19	FY 2019-20	FY 2020-21	FY 2021-22
Custody	Daily Cost	Daily Cost	Daily Cost	Daily Cost	Daily Cost
Minimum	\$ 87	\$ 90	\$ 120	\$ 85	\$ 118
Medium	\$ 102	\$ 105	\$ 123	\$ 94	\$ 132
Close	\$ 117	\$ 123	\$ 146	\$ 116	\$ 150
Average	\$ 99	\$ 103	\$ 128	\$ 96	\$ 131

Source: DAC Annual Statistical Report

Note Figures include the direct cost of incarcerated offender supervision/custody and programs/activities, and indirect administrative costs for prison support.



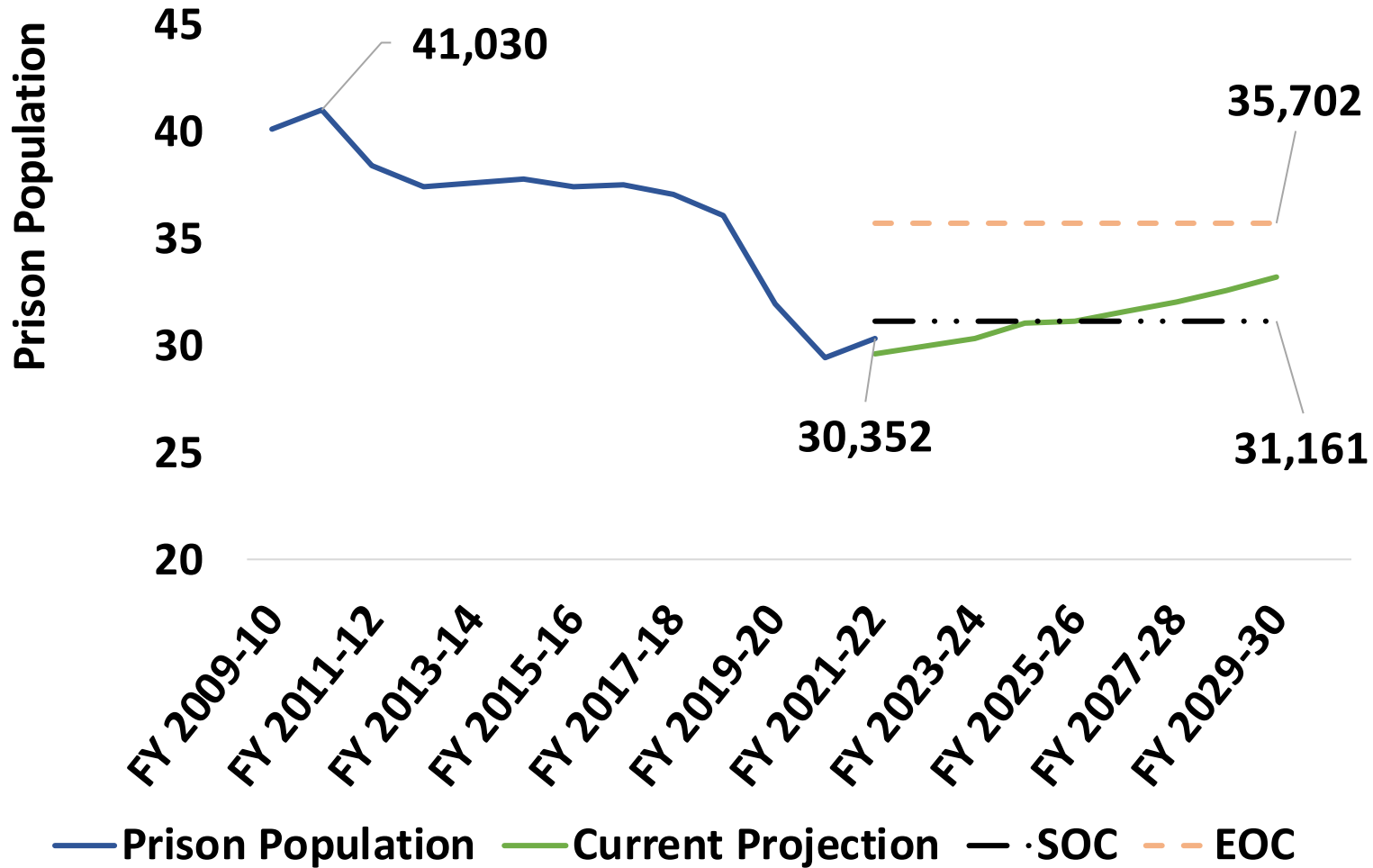
DAC Prison: Population



Source: DAC Annual Statistical Reports and Research and Planning Automated System Query & US Census



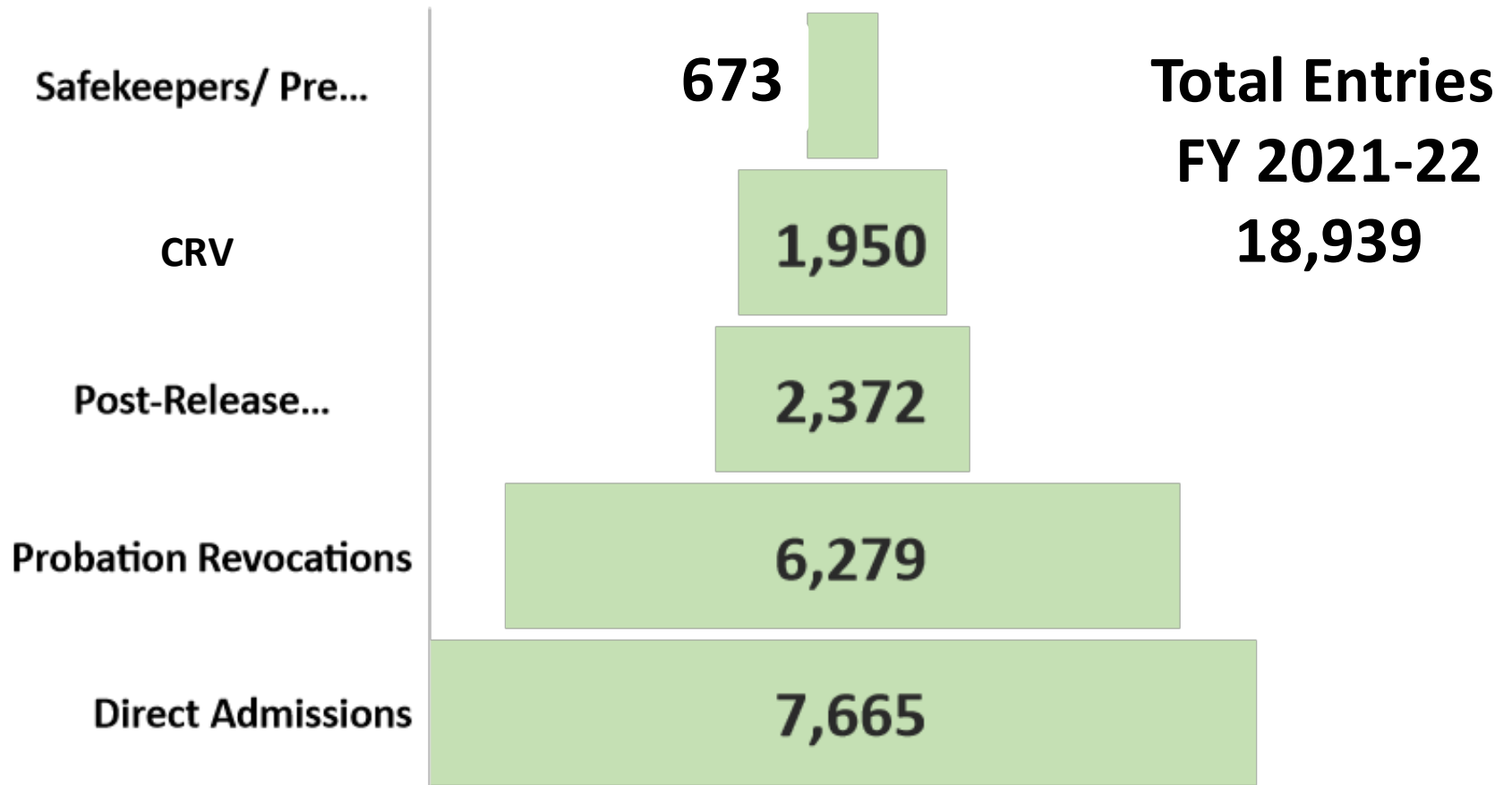
DAC Prison: Population Projections



Source: The North Carolina Sentencing and Policy Advisory Commission 2022 Prison Population Projections



DAC Prisons: Source of Entry



Source: DAC FY 2021-22 Annual Statistical Report



DAC Prisons: Custody and Security, It's the People

Prisons accounts for 55% of DAC budget requirements and 66% of FTE

- Within Prisons, Custody and Security accounts for 83% budget requirement and 95% FTE
- **Custody and Security** Fund Code Accounts for **46% of DAC budget requirements** and **63% of FTE**

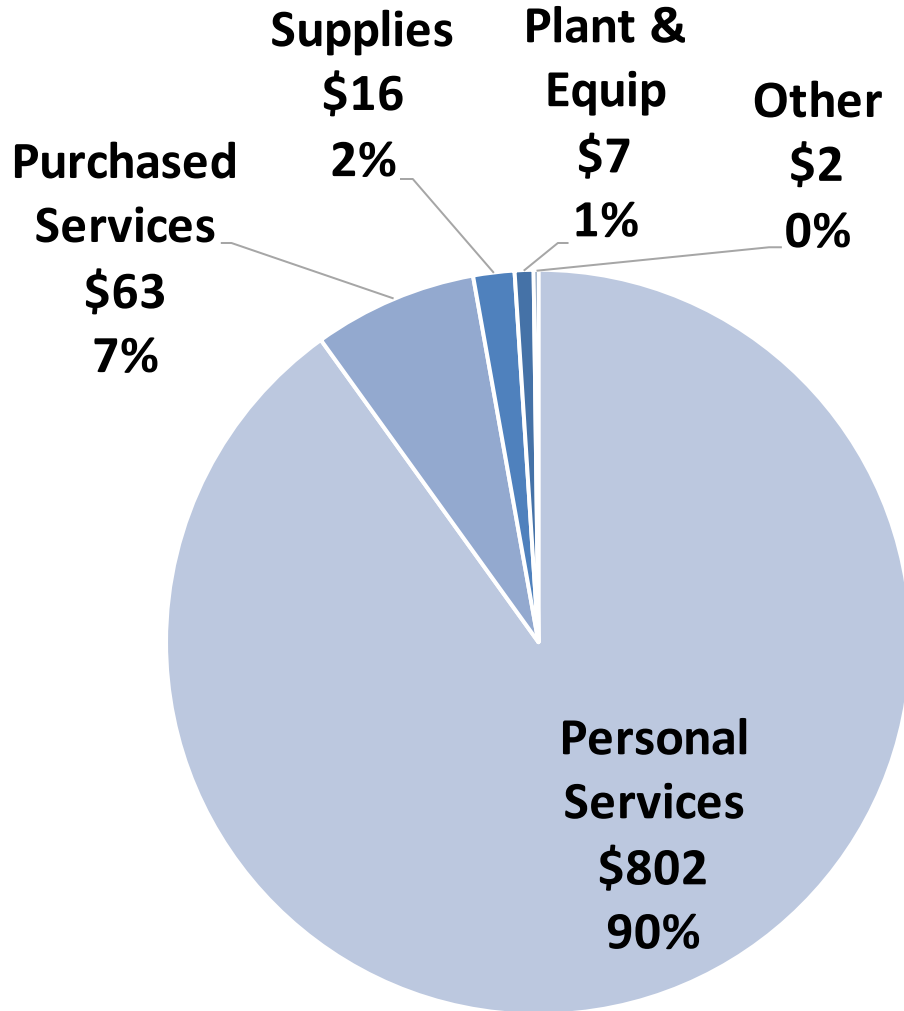
Custody and Security
\$890.5 M
12,390 FTE

It's the people!

Source: FY 2022-23 Certified Budget, OSBM



DAC Prisons: Custody and Security, It's the People



90% of Custody and Security Requirements are for Personal Services

Most of these are Correction Officer Positions

Source: FY 2022-23 Certified Budget, OSBM



DAC Prisons: Addressing Vacancies in Custody and Security

- **SL 2021-180** appropriated **\$32.1 M R** to implement a new **experience-based salary schedule** for Correctional Officers

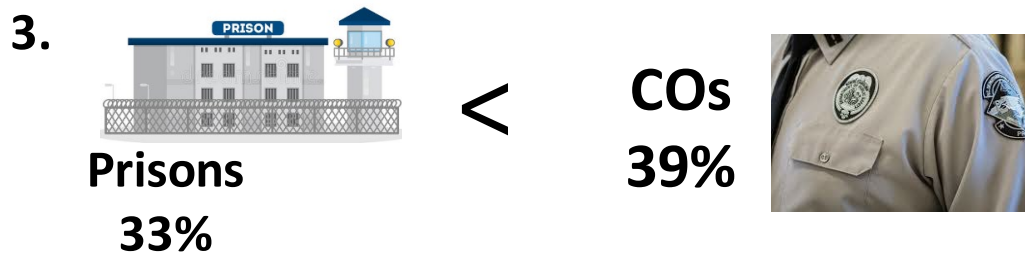
Yrs. Exp	FY 2021-22			FY 2022-23		
	COI	COII	COIII	COI	COII	COIII
0	\$33,130	\$34,220	\$36,598	\$33,958	\$35,076	\$37,513
1	\$35,449	\$36,615	\$39,160	\$36,335	\$37,530	\$40,139
2	\$37,576	\$38,812	\$41,510	\$38,515	\$39,782	\$42,548
3	\$39,455	\$40,753	\$43,586	\$40,441	\$41,772	\$44,676
4	\$41,033	\$42,383	\$45,329	\$42,059	\$43,443	\$46,462
5	\$42,264	\$43,654	\$46,689	\$43,321	\$44,745	\$47,856
6+	\$43,109	\$44,527	\$47,623	\$44,187	\$45,640	\$48,814

Source: SL 2021-180, Sec.39.14



DAC Prisons: Custody and Security Vacancies Are Comparatively Higher

Comparing Position Vacancy Rates



Correctional Officer (COs) Vacancy Rates N ≈ 8 k

Position Type	% Vacant
Correctional Officer I	35%
Correctional Officer II	45%
Correctional Officer III	35%
Average	39%

Max: Granville 67%

Min: Wilkes 9%

Source: North Carolina Integrated HR-Payroll System and DAC
 Note: Position data based on November 2022 BO0149 reports



DAC Prison: Vacancy Impacts

- Modified Bed Capacity:
 - Max: 31,242
 - Current: \approx **30 k**
 - Approximately 6,200 beds have been taken off-line
 - Impacting 28 facilities



DAC Prison: Safety & Security

- SL 2018-5: \$15 M
 - man-down technology,
 - security cameras
- SL 2019-223: \$4.5 M
 - stab resistant vests
 - security netting
 - metal detectors
 - lock boxes
 - IT security equipment
- SL 2021-180 \$32.75 M
 - automated external defibrillators
 - replacing firearms
 - replacing metal bed springs
 - HVAC Upgrades

**Prison Safety \$52 M
since FY 2017-18**



DAC Prison: Room, Board, & Clothing

Room, Board, & Clothing

\$99.7 M

469 FTE

“Three-Hots-and-a-Cot”

Sheets Issued



48,744

x 7 ft

341,208

65 miles

31 M Meals Served



67 Miles

Source: DAC



DAC Prison Work Programs: Inside Jobs by Type FY 2021-22

<i>Work Category</i>	Definitions	Count
<i>Unit Service</i>	This includes janitorial and general maintenance duties.	5,592
<i>Food Service</i>	Offenders work in the kitchens preparing and serving food to offenders.	2,624
<i>Correction Enterprises</i>	Offenders perform farming, food processing, printing, sewing, laundering as well as manufacturing task.	1,559
<i>Prison Maintenance</i>	Offenders perform grounds keeping, light construction, repair and maintenance projects at prisons. These jobs include roofing, plumbing, electrical wiring and other unit improvements.	1,245
<i>Construction</i>	New prison construction projects.	161

Source: DAC FY 2021-22 Annual Statistical Report



DAC Prison Work Programs: Outside Jobs by Type FY 2021-22

Work Category

Definitions

Road Squads

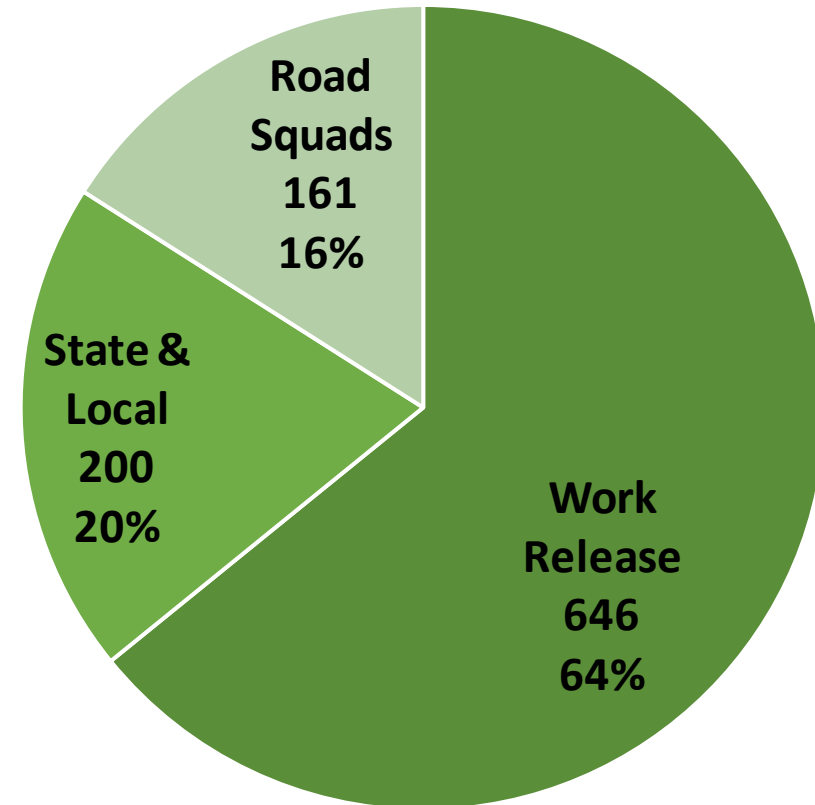
Offenders patch potholes, clear rights-of-way, and pickup litter

State/Local Government Employment

Government agencies have labor contracts for offender to provide janitorial services and grounds keeping.

Work Release

Offenders nearing their release date and proven trustworthy for limited release can work for businesses in the community



Source: DAC FY 2021-22 Annual Statistical Report



DAC Prisons: Statewide Misdemeanant Confinement Program (SMCP)

SMCP houses misdemeanants who receive a sentence greater than 90 days, and all offenders convicted of DWI in **local jails**

- **All counties participate in SMCP** as “sending” counties
- **County jails with available space** that house offenders from neighboring counties are “receiving counties”
- Counties are reimbursed by the SMCP fund

FY 2021-22 SMCP Bed Occupancy			
	Male	Female	Total
Occupied	669	108	777
Unoccupied	311	143	454
Total Beds	980	251	1,231

Source: SMCP FY 2021-22 annual report



DAC Prisons: SMCP

General Fund

- FY 2021-22: \$23.3 M**
 (includes \$1 M NR for Litter Crew Pilot)
- FY 2022-23 \$24.8 M**
 (includes \$2.5 M NR for Litter Crew Pilot)

FY 2021-22 SMCP Appropriations Over Expenditures	
Item	Total
General Fund Appropriation	\$23,275,000
County Reimbursements	(\$11,823,682)
NC Sheriffs Association Administration	(\$1,000,000)
Medical Payments	(\$757,032)
Safekeeper Payments	(\$17,089)
Litter Crew Pilot	(\$146,040)
DAC Administration	(\$225,000)
Total	\$9,306,157

Source: SMCP FY 2021-22 annual report



Outline

1. General Budget Overview and Context
2. Prisons
- 3. Community Supervision**
4. Health Services
5. Rehabilitation and Reentry



DAC Community Supervision by Fund

Community Supervision
General Fund Budget: \$249 M
FTE: 2,913.5

73%
General Supervision
\$191.7 M
2,364 FTE

8%
Management
\$21 M
29.5 FTE

6%
CRV
\$14.7M
177 FTE

6%
Judicial
\$14M
229 FTE

3% E. Monitoring
\$6.8M, 4.5 FTE

Interstate Compact, \$.77 M, < 1%

Source FY 2022-23 Certified Budget, OSBM

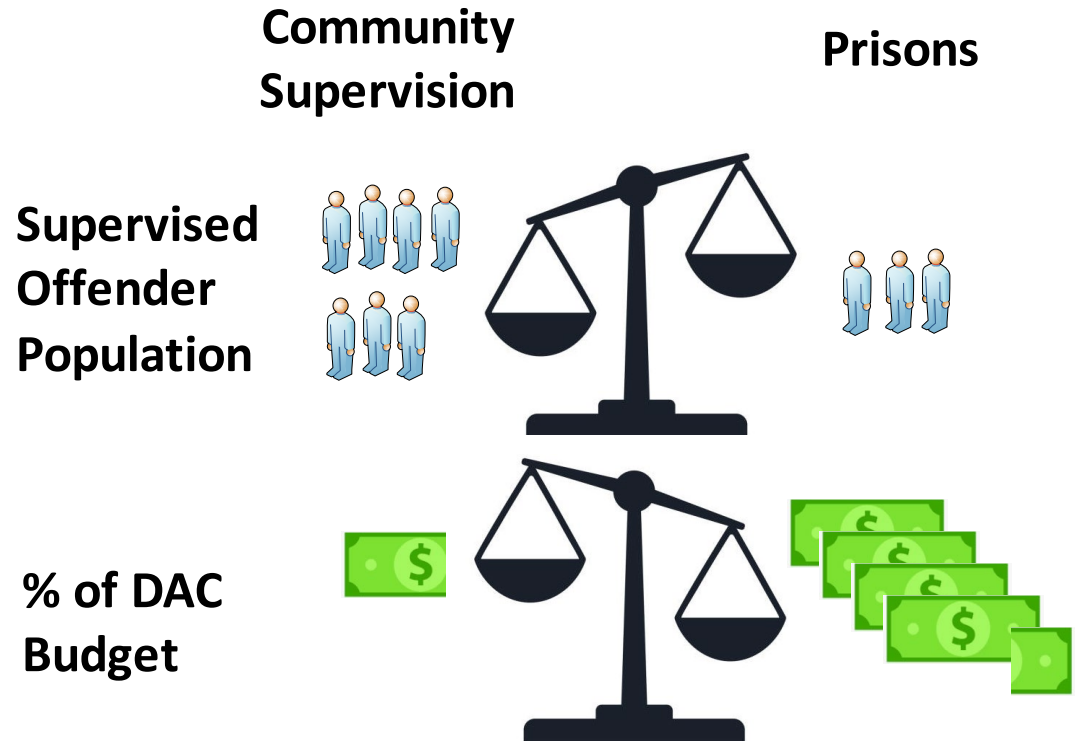


DAC: Community Supervision Vs. Prison

Comparing Scope and Resources

By design, **Structured Sentencing and the Justice Reinvestment Acts** created paths for **convictions of lesser offenses to serve sentences in the community** in lieu of prison

Offender Population
73%
% of DAC Budget
13%



Source: DAC, DAC Annual Statistical Reports and Research and Planning Automated System Query, & OSBM BD 307



DAC: Community Supervision Vs. Prison

Comparing the Average Daily Cost

Prisons – Per Offender FY 2021-22

- All Custody, : **\$131**
 - Minimum: **\$118**
 - Medium: **\$132**
 - Close: **\$153**

Comm Supervision – FY 2021-22

- General Supervision: **\$7.91**
 - Transitional Housing **\$87.14**
- Community Supervision RSS **\$14.02**
- Electronic Monitoring and GPS: **\$5.88**

Source: DAC, DAC Annual Statistical Reports and Research and Planning Automated System Query, & OSBM BD 307



DAC: Community Supervision Three Types of Entry

Probation: A term of court ordered supervision in the community in-lieu of incarceration

Offense Class Supervised Probation			Offense Class Supervised Probation		
Felony	Sentence Rate	Months	Misdemeanor	Sentence Rate	Months
E	43%	31	A1	64%	16
F	49%	30	1	64%	14
G	61%	26	2	78%	13
H	67%	25	3	84%	13
I	85%	22			

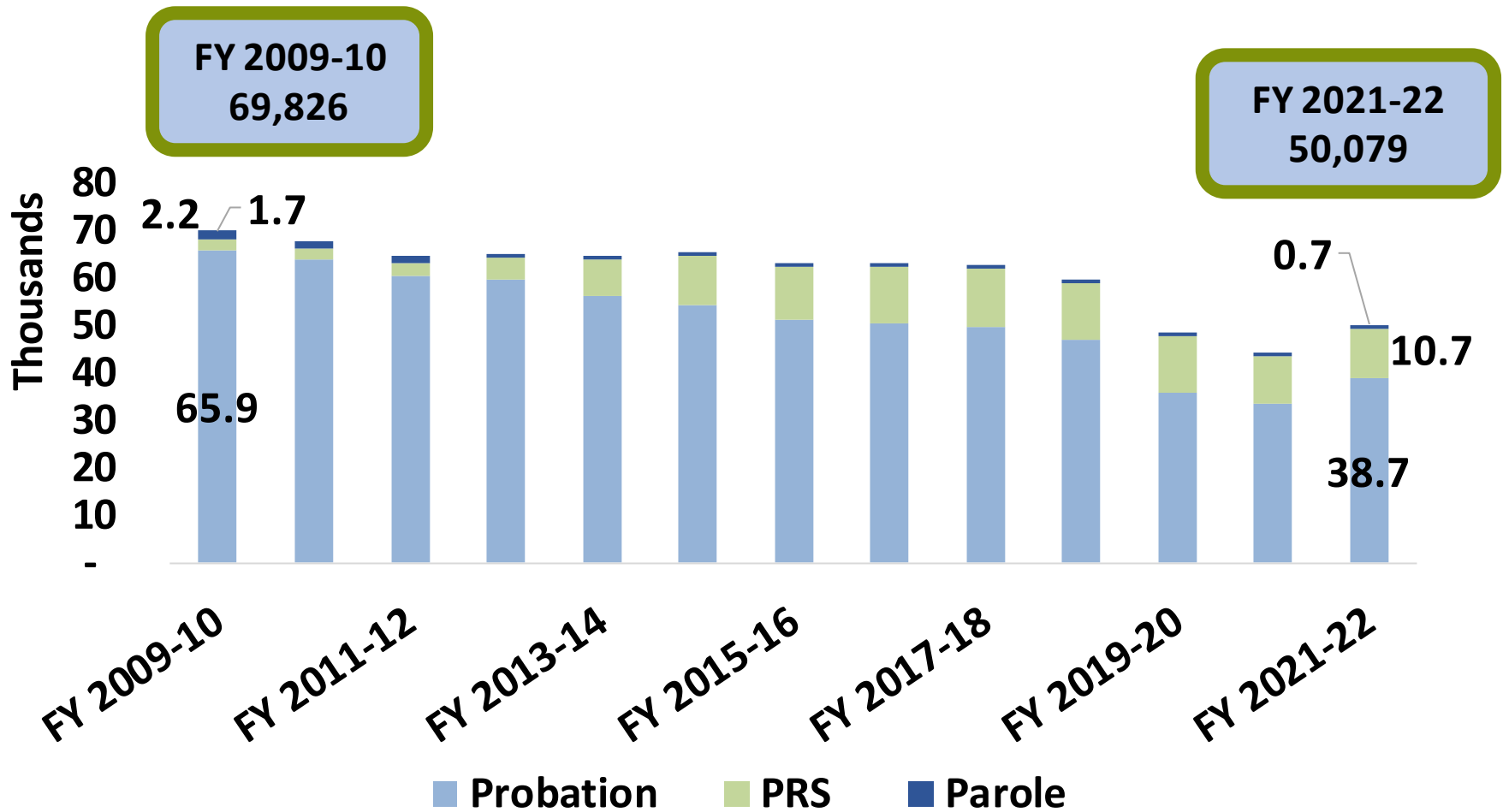
Post-Release Supervision (PRS): Mandatory term of 9-12 months in the community after an offender has been released from an active prison sentence

Parole- Discretionary early release from prison which includes community supervision

Source: DAC and AOC



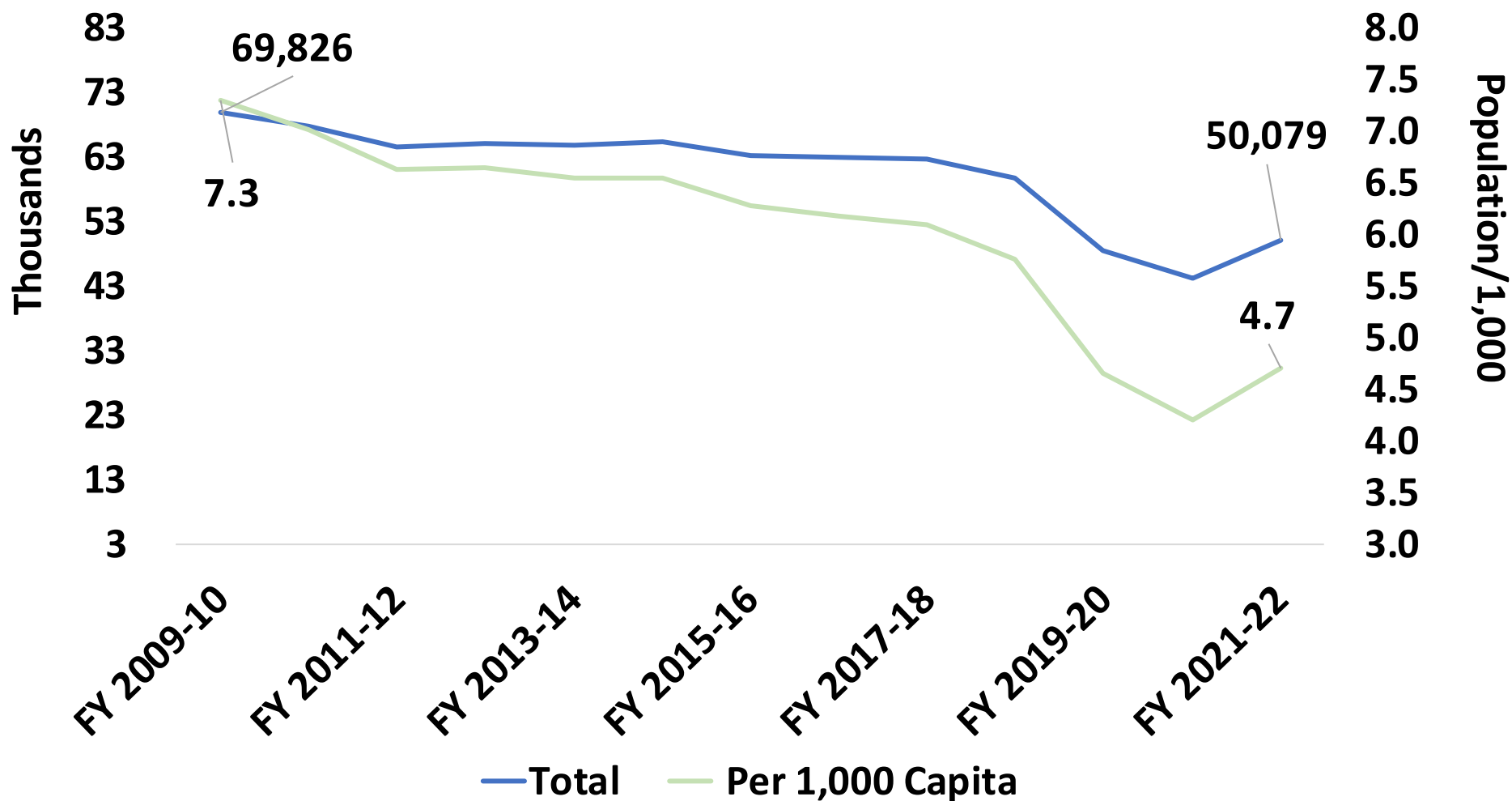
DAC: Community Supervision Entries



Source: DAC Annual Statistical Reports and Research and Planning Automated System Query



DAC: Community Supervision Entries Per Capita



Source: DAC Annual Statistical Reports and Research and Planning Automated System Query & US Census



DAC Community Supervision: General Supervision

- Supervision of offenders on
 - probation
 - parole
 - post-release supervision
- 76,143 offenders under supervision as of February 8, 2023
- **Offender Supervision**
\$7.91/day

General Supervision

\$191.7 M

2,365FTE

Source: DAC Policy Research and Planning Automated System Query and Community Corrections Policy

C.06000



FISCAL RESEARCH DIVISION

A Non-Partisan Staff Agency of the North Carolina General Assembly

DAC Community Supervision: General Supervision

- Nearly 1,600+ Probation and Parole Officers across the State supervise 70k + offenders
 - Place offenders into appropriate supervision levels through comprehensive risk and needs assessment
 - Counsel offenders
 - Make decisions regarding treatment for offenders
 - Respond to offender behavior and non-compliance

Source: DAC Policy Research and Planning Automated System Query and Community Corrections Policy

C.06000



DAC Community Supervision: General Supervision Authority

- Under JRA court can revoke probation for committing additional criminal offenses or absconding
- Court may impose a period of “confinement in response to violation” (CRV)
- Delegated authority allows PPOs to impose certain additional requirements without court involvement

**Revocations
to Prison
FY 2021-22
10,601**

Source: DAC Policy Research and Planning Automated System Query



DAC Community Supervision: General Supervision

Offenders are supervised based on risk and need
Risk-Needs Assessment/RNA by Level



Source: DAC Policy Research and Planning Automated System Query and Community Corrections Policy.

DAC Community Supervision: General Supervision

Level	Minimum Supervision Requirements	FY 2021-22 Population
L1	One Offender Management Contact (OMC) every 30 days One Home Contact (HC) every 30 days One Weekend Home Contact (HC) every 60 days	8,485
L2	One Offender Management Contact (OMC) every 30 days One Home Contact (HC) every 60 days Sex Offenders: One Home Contact (HC) every 30 days	23,278
L3	One Offender Management Contact (OMC) every 30 days One Home Contact (HC) every 60 days Sex Offenders: One Home Contact (HC) every 30 days	17,628
L4	One Offender Accountability (OAR) review every 30 days One Face to Face Contact every 90 days Verify fee and special conditions compliance every 30 days Conduct HC within 30 days to verify change in address	11,540
L5	One Offender Accountability (OAR) review every 30 days Verify FMS and special conditions compliance every 60 days Conduct HC within 30 days to verify change in address	1,599

Source: DAC Policy Research and Planning Automated System Query and Community Corrections Policy, counts based June, 30.2022



DAC Community Supervision: General Supervision Caseloads

Standard

Cases Per PPO			
High Risk	High - Moderate Risk	Low Risk	All Risk Levels
L1-L2	L2-L3	L4-L5	L1-L5
31	56	106	57

Practice

PPO Caseload By Division				
District	Average Caseload	Real World Factor (RWF)	Current Staff	Offenders
Div. 1	45	57	408	16,108
Div. 2	45	65	486	18,663
Div. 3	51	66	486	21,386
Div. 4	52	68	411	18,598
Statewide	48	63	1,791	74,758

***RWF
adjusts
for
vacancies
and long-
term
absences**

Source: DAC Community Supervision caseload data as of February 3, 2023



DAC Community Supervision: Judicial Support

- Purpose: Get PPO out of the courtroom
- Liaisons that process offenders from court to probation
 - Offender education
 - Assign offender to PPO
- Community service tracking and enforcement
 - Supervised \approx 7,500
 - Unsupervised \approx 6,000

Judicial Support

\$14 M

229 FTE

Source: DAC and OSBM BD 307 Certified Budget



DAC Community Supervision: Confinement in Response to Violation (CRV)

- CRV are behavior modification centers for probation violators
 - 90 days
 - 2 stays before revocation
- 3 Facilities
 - Burke: 248 beds
 - Robeson: 192 beds
 - North Piedmont: 136 beds (F)
- Revocations from CRV 1,950 in FY 2021-22

CRV
\$14.7 M
177 FTE

Source: DAC and OSBM BD 307 Certified Budget



Outline

1. General Budget Overview and Context
2. Prisons
3. Community Supervision
- 4. Health Services**
5. Rehabilitation and Reentry



DAC Health Services by Fund

Health Services
General Fund Budget: \$357.5 M
FTE 2,086

68%
General Health
\$243 M
1,252 FTE

12%
Pharmacy Services
\$43 M
83 FTE

12%
Mental Health
\$40.5 M
429 FTE

5% ACDP
\$17.5 M,
216 FTE

4% Dental
\$13.3 M,
106 FTE

Source: FY 2022-23 Certified Budget, OSBM



DAC Health Services: Scope

Health Services provides constitutionally-consistent medical care to all offenders in custody from entry through release promoting a safe transition from prison, improving public health, and decreasing recidivism.

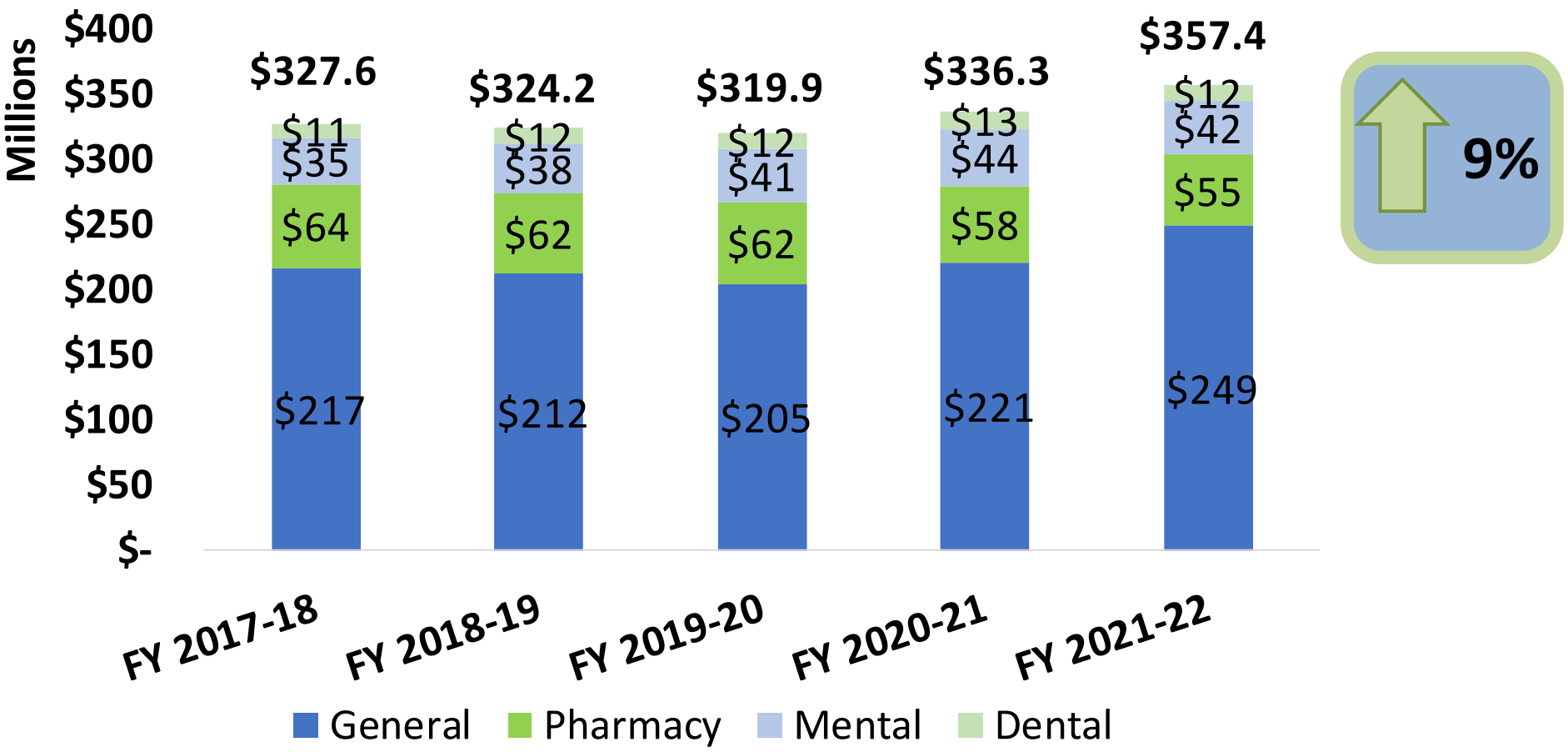
Services Provided:

- ***Medical***
- ***Nursing***
- ***Behavioral***
- ***Dental***
- ***Psychiatric***
- ***Pharmacy***

Source DAC division descriptions

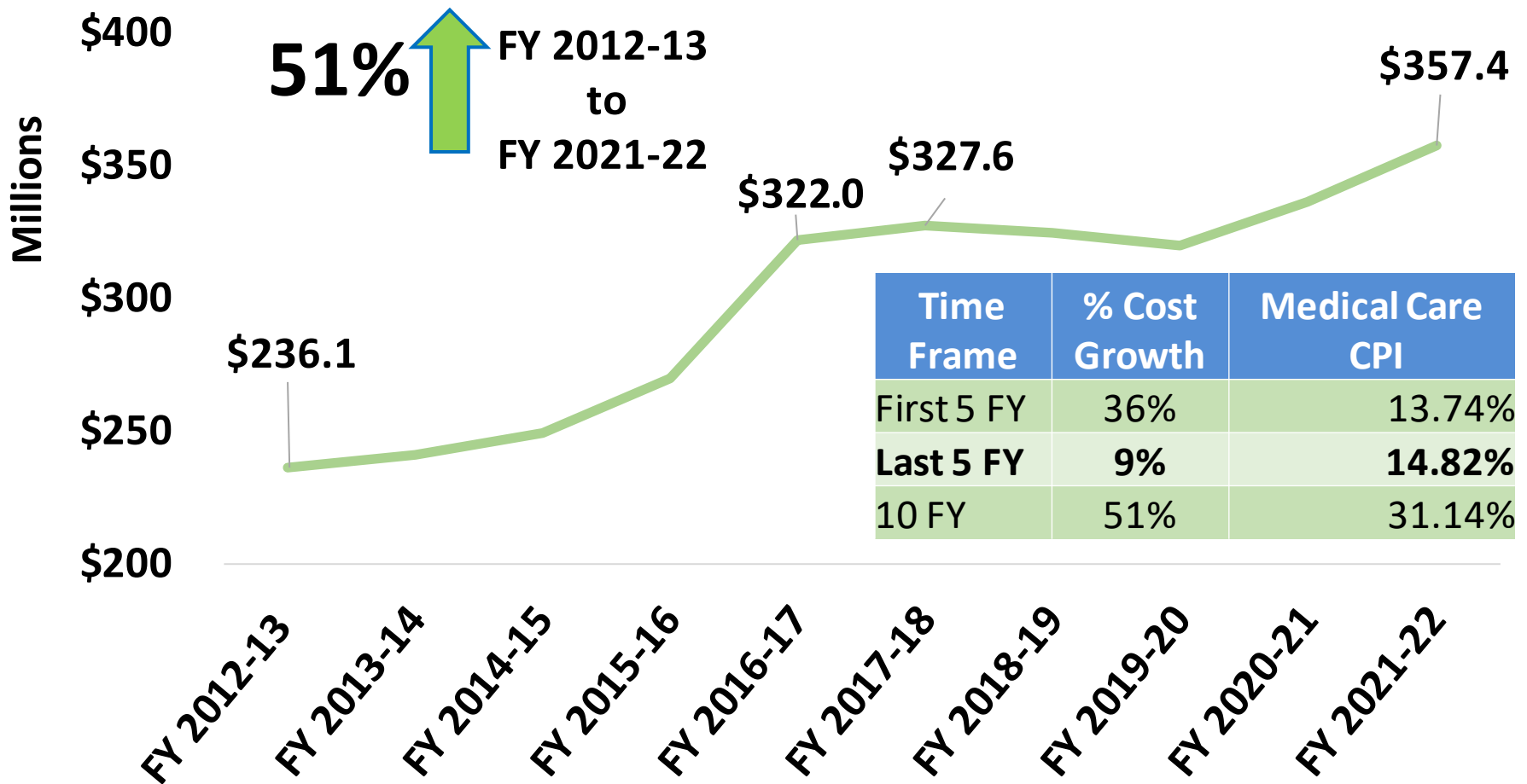


DAC Health Services: 5 Year History by Fund Code



Source: North Carolina Accounting System (NCAS)

DAC Health Services: Costs Over 10 Fiscal Years



Source: North Carolina Accounting System (NCAS)



DAC Health Services; Cost Increases

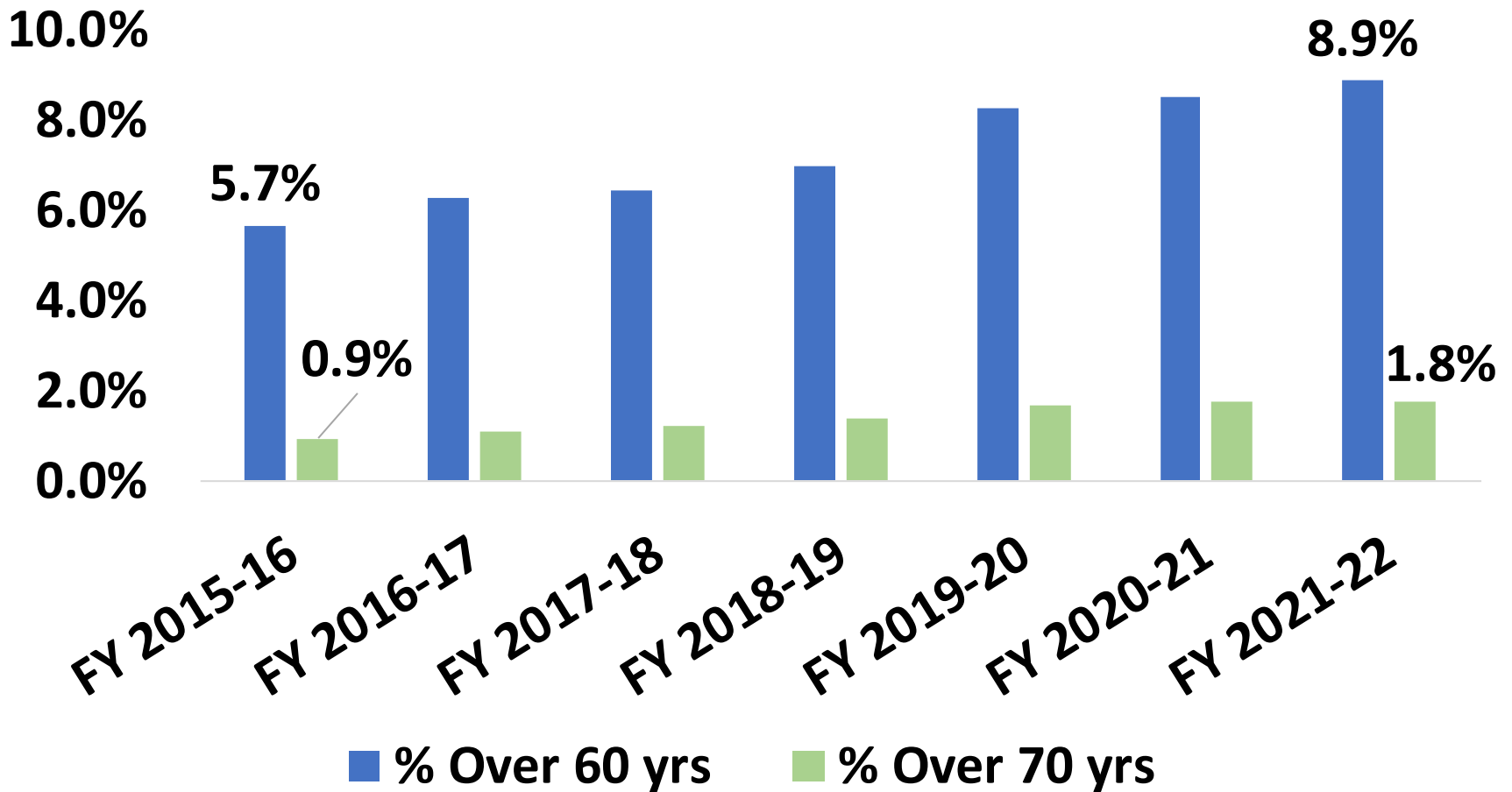
Numerous factors contribute to high correctional healthcare costs

- Offenders with a care deficit and with untreated **pre-existing conditions**
- Inmates seek health services resources for **secondary gain**
- **More likely to have communicable diseases** such as HIV/AIDS, hepatitis, and tuberculosis
- **Mental health and substance abuse** are more common among offender population
- **Aging population**

Source: Program Evaluation Division report no. 2018-08



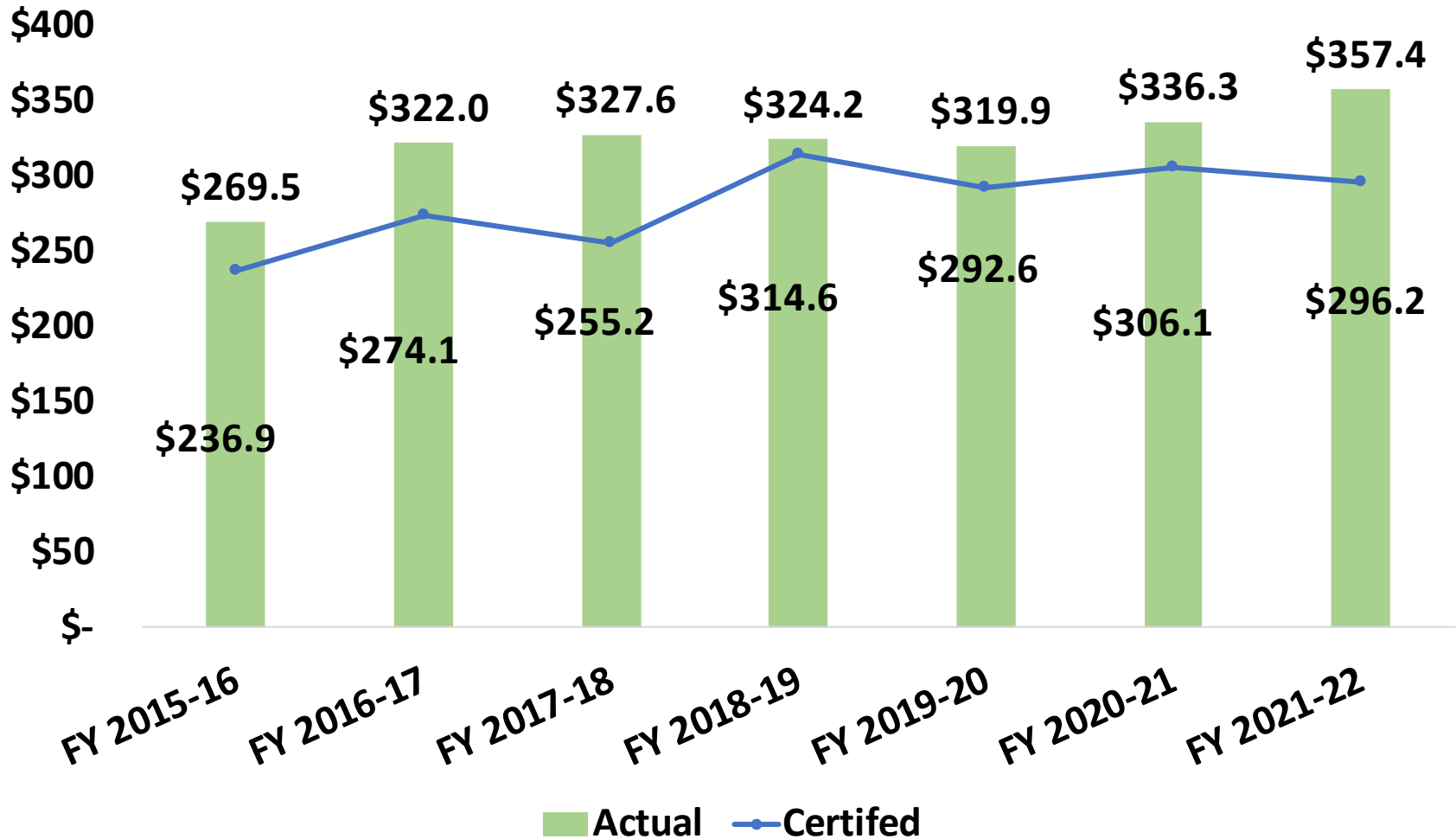
DAC: Health Services and an Aging Population



Source: DAC Research and Planning Automated System Query



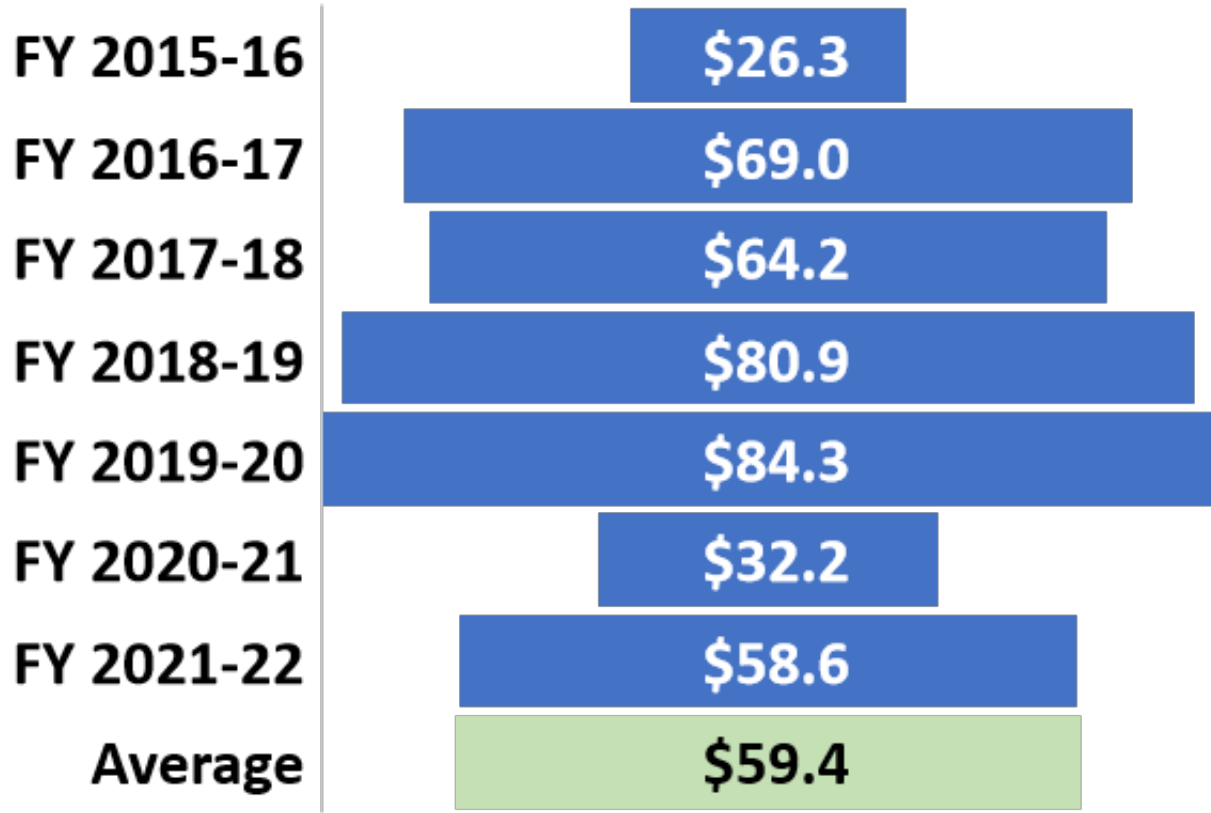
DAC Health Services: Historically, Expenditures Exceed Budget Amounts



Source: North Carolina Accounting System (NCAS)



DAC Health Services: Historic Use Lapsed Salary



Source: NCAS and DAC Budget Office

DAC Health Services: Inmate Medical ½ Way Through FY 2022-23

Investments in Inmate Medical have begun to align the budget with expenditures

½ Way Through FY 2022-23

- *\$53.4 M R funds beginning in FY 2022-23*

- *\$50 M General Health*
- *\$3.4 M Pharmacy*


Inmate Medical	Budgeted	Expended	%
General Health	\$ 246.2	\$ 120	49%
Pharmacy	\$ 43.6	\$ 19	45%
Mental Health	\$ 14.2	\$ 5.7	40%
Dental Health	\$ 43.2	\$ 22	51%
Total	\$ 347.2 M	\$ 166.7 M	48%

Source: North Carolina Accounting System (NCAS)



DAC Medical Services: Prison Nurse Vacancies Mirror Statewide Trends

Comparing Position Vacancy Rates



Nursing Position Vacancy Rates N ≈ 287

Position Type	% Vacant
Professional Nurse	51%
Registered Nurse	42%
LPN	42%
Charge Nurse	39%
Average	39%

Source: North Carolina Integrated HR-Payroll System and DAC
 Note: Position data based on November 2022 BO0149 reports



Outline

1. General Budget Overview and Context
2. Prisons
3. Community Supervision
4. Health Services
- 5. Rehabilitation and Reentry**



DAC Rehab & Reentry by Fund

Rehabilitation & Reentry
General Fund Budget \$80 M
FTE: 974

69%
Corrective Programs
\$55 M
889 FTE

16%
TECSP
\$13.1 M
4.5 FTE

13%
Offender Ed.
\$10.1 M
57 FTE

Source FY 2022-23 Certified Budget, OSBM

% Reentry Programs, \$1.86 M, 24 FTE



DAC Rehab & Reentry: Corrective Programs


- **Academic and Vocational**
Adult Basic Education
 - High School Equivalency
 - English and a Second Language
 - Continuing Education Classes
- **Family Oriented Programs**
 - Domestic Violence Education Program
 - Parenting
 - Family Visits
- **Religious Programs**
 - Yokefellow
 - Prison Fellowship
 - Bible Study
 - Pastoral Counseling
- **Personal Growth and Development**
 - Thinking for a Change
 - Commitment to Change
 - Problem Solving

Source: DAC



DAC Rehab & Reentry: Tablets

- Installed at all Prisons
 - Work on secure wi-fi
 - Deployed 39,000 tablets
- Incorporate a learning management system and provide access to the law library
- Tailor programming to offender: 18-36 mo. could focus on re-entry-related programming
- There are free apps (corrective programming) and paid for programming (entertainment)
- Users and certificates in the 1,000s



Source: DAC



DAC Rehab & Reentry: Offender Education Services

Mission: Provide educational opportunities ranging from basic reading, writing, and computation skills to advanced vocational skills, social development, and life skills

Three Program Assignments:

- Academic
- Vocational Skills
- Life skills

**Offender
Education**
\$10.1 M
57 FTE

Source FY 2021-22 DAC Annual Statistical Report



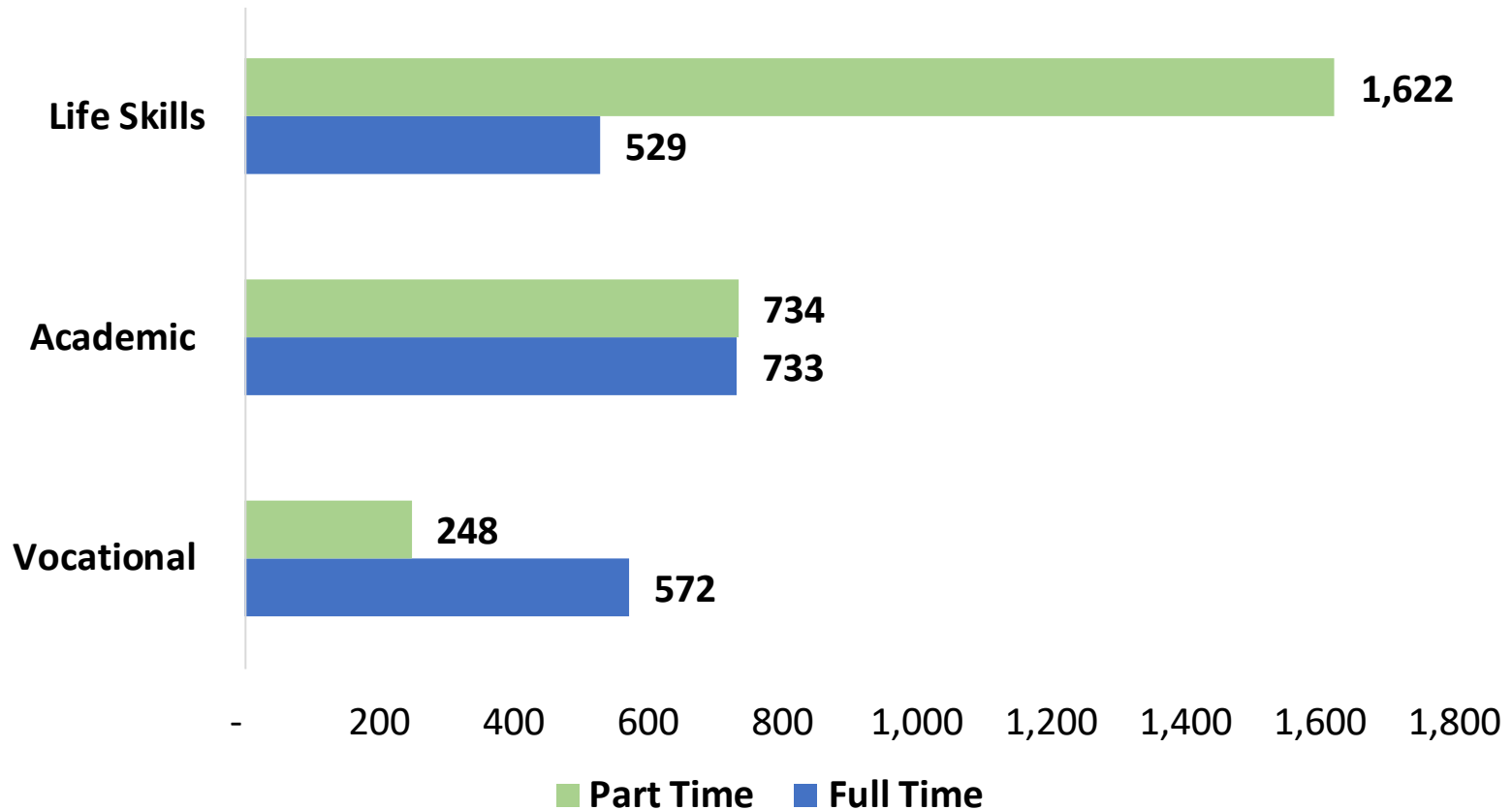
DAC Rehab & Reentry: Offender Education Programming

Program Assignments	Definitions	FY 2021-22
<i>Academic Programs</i>	These programs prepare incarcerated offenders: to read, write and compute; pass the GED test; and acquire survival skills.	820
<i>Vocational Programs</i>	Programs such as computer literacy, food service training, electrical engineering technology, masonry and job readiness through local community colleges. Programs help incarcerated offenders obtain work with Correction Enterprises or work release assignments.	1,467
<i>Life Skills Programs</i>	Provide parenting skills and Cognitive Behavioral Intervention (CBI) to “restructure” thought processes and learn “cognitive skills” for basic decision-making and problem-solving to change behavior and actions reducing criminal conduct.	2,151

Source FY 2021-22 DAC Annual Statistical Report



DAC Rehab & Reentry: Offender Education Program Participation



Source FY 2021-22 DAC Annual Statistical Report



DAC Rehab & Reentry: Offender Education Attainment

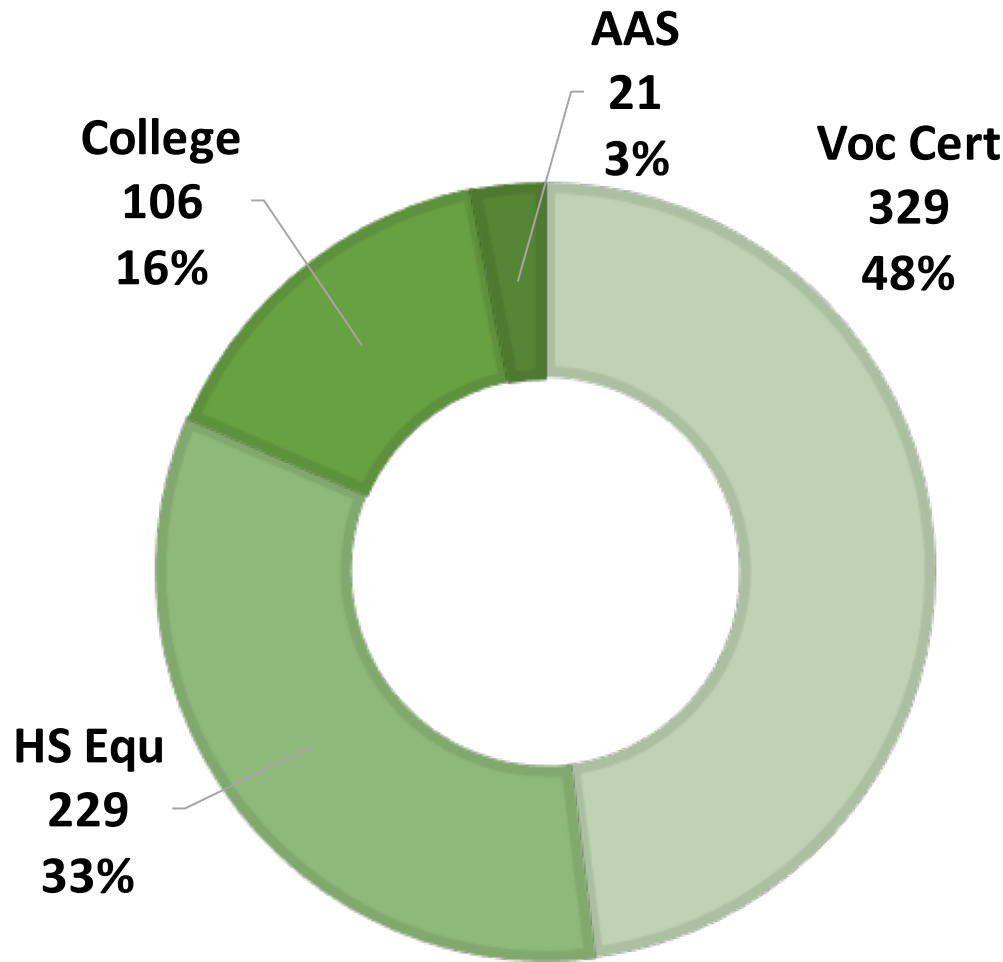
DAC partners with the Community College System to provide:

- **Academic and vocational programs:** Offenders can obtain high school diplomas or high school equivalency diplomas
- **Post-secondary education** Offenders can obtain certification and Associate degrees

Source FY 2021-22 DAC Annual Statistical Report



DAC Rehab & Reentry: Offender Education Attainment



FY 2021-22: 685 offenders obtained academic and vocational credentials

Source FY 2021-22 DAC Annual Statistical Report



DAC Rehab & Reentry: Treatment for Effective Community Supervision Programs (TECSP)

- Treatment for Effective Community Supervision Program (TECSP) was created under the Justice Reinvestment Act
- Series of contracts for community-based services focusing on evidence-based practices aimed at reducing recidivism
- 3 Core programs
 - Recidivism Reduction Services (RRS)
 - Transitional/Temporary Housing (TH)
 - Local Reentry Councils (LRC)

TECSP
\$13.1 M
4.5 FTE

Source DAC TECSP FY 2021-22 Annual Report



DAC Rehab & Reentry: TECSP Recidivism Reduction Services (RRS)

- Recidivism Reduction Services (RRS) largest community program under TECSP umbrella (limited by offender risk)
- Offers cognitive behavioral intervention, substance abuse services (outpatient → aftercare/recovery) & support services
- Performance based contracts
 - Total Contracts Value: \$17.8 M
 - Total Expenditures FY 2021-22 \$6.6M

Service Type	Completion Rate
Core	44%
Mandatory	70%
Voluntary	61%

Source DAC TECSP FY 2021-22 Annual Report



DAC Rehab & Reentry: TECSP Local Reentry Councils (LRC)

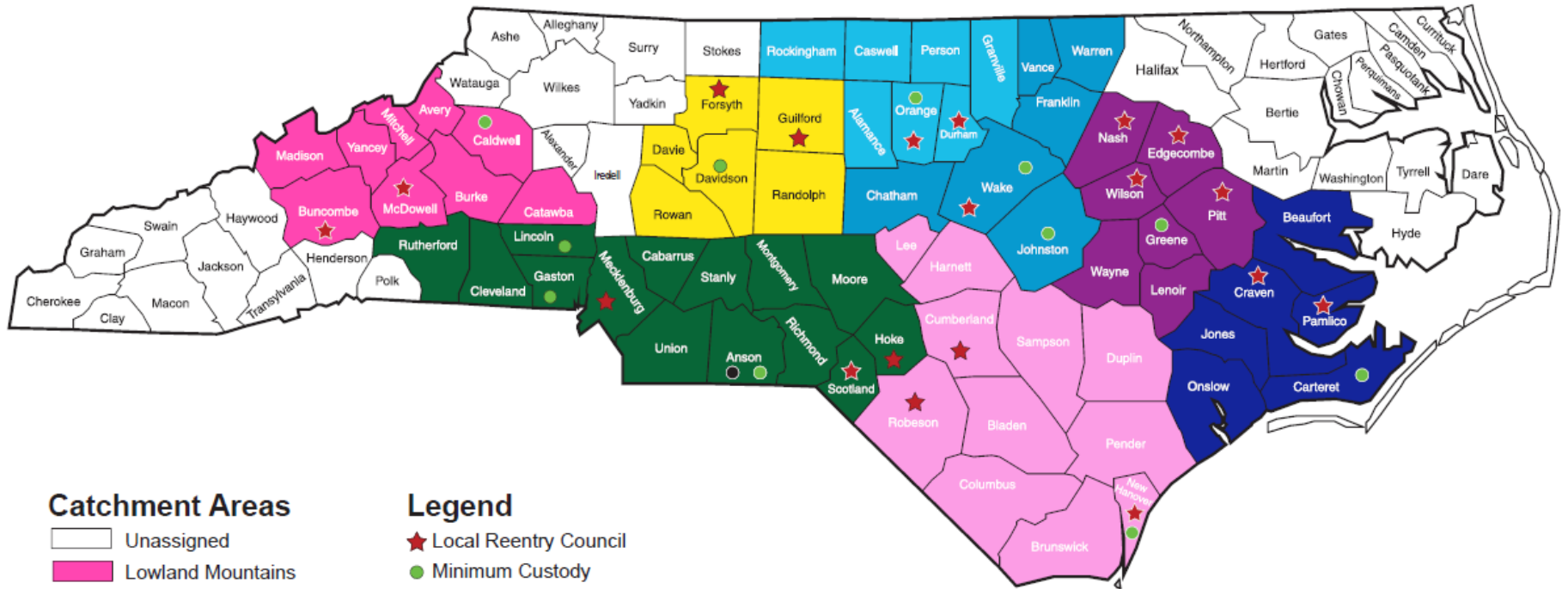
LRCs are networks of individuals and agencies providing supervision and coordination of innovative responses to the reintegration of formally incarcerated offenders

- 17 LRCs statewide-15 single county 2 multi-county
 - Contract based between DAC Reentry and a Local Intermediary Agency (IA): Community Colleges, Local Organization, Law Enforcement
 - \$2.7M total contract cost
 - Cost/LRC: \$150k single \$225 for multi county
 - Offenders can be referred from any county and served, but areas of the state are not supported by a catchment

Source FY 2021-22 DAC Annual Statistical Report



DAC Rehab & Reentry: Local Reentry Council (LRC)



Catchment Areas

- Unassigned
- Lowland Mountains
- Triad
- Triangle West
- Triangle East
- South Central
- Neuse
- Central Coast
- Southern Coast

Legend

- ★ Local Reentry Council
- Minimum Custody
- Medium/Close Custody



DAC Rehab & Reentry: Local Reentry Council (LRC)

Since FY 2021-22

- Mental Health referrals nearly doubled
- Substance abuse referrals grew by 48%
- Transportation grew by 33%
- Childcare needs grew by 272%

LRC FY 2021-22	
Supportive Services	Count
Transportation	3,837
Employment	2,496
Basic Needs	3,912
Housing	2,456
Life Skills	1,066
Mental Health Referral	1,040
Vocational Skills	561
Substance Abuse Referral	318
Education	471
Documentation	1,379
Child Care	22
Mentorship	1,937
Total	6,161

Source DAC TECSP FY 2020-21 and FY 2021-22 Annual Report



Summary

Total GF Budget:

\$1.95 B

Total FTE:

19,635

Core Operations:

- Prisons
- Community Supervision
- Health Services
- Rehabilitation & Reentry

1. The Department of Adult Correction is a new cabinet agency
2. Responsible for supervising more than 100 k offenders
3. 50% of the JPS budget and 60% of the FTE
4. Operating prisons most costly and labor intensive, but community supervision supervises twice the number of offenders with fewer personnel and resources
5. Moving forward, the Department is placing greater emphasis on rehabilitation and reentry programming for all offenders



Questions?



Sean Hamel

Fiscal Analyst

Justice and Public Safety (JPS) Team

Adult Correction

sean.hamel@ncleg.gov

