



STATE OF NORTH CAROLINA
DEPARTMENT OF HEALTH AND HUMAN SERVICES

ROY COOPER
GOVERNOR

KODY H. KINSLEY
SECRETARY

February 20, 2023

SENT VIA ELECTRONIC MAIL

The Honorable Donny Lambeth, Chair
Joint Legislative Oversight Committee on
Health and Human Services
North Carolina General Assembly
Room 620, Legislative Office Building
Raleigh, NC 27603

The Honorable Jim Burgin, Chair
Joint Legislative Oversight Committee on
Health and Human Services
North Carolina General Assembly
Room 308, Legislative Office Building
Raleigh, NC 27603

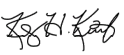
The Honorable Larry Potts, Chair
Joint Legislative Oversight Committee on
Health and Human Services
North Carolina General Assembly
Room 307B1, Legislative Office Building
Raleigh, NC 27603

Dear Chairmen:

NC General Statute §120-208.4.(b) requires the Department of Health and Human Services to submit an annual report to the Joint Legislative Oversight Committee on Health and Human Services and the Fiscal Research Division on the use of lapsed salary by funds by each Division. For each Division, the report shall include the total amount of lapsed salary funds, the number of full-time equivalent positions comprising the lapsed salary funds, the Fund Code for each full-time equivalent position included in the number reported pursuant to subdivision (2) of this section, and the purposes for which the Department expended lapsed salary funds. Pursuant to the provisions of law, the Department is pleased to submit the attached reports for years 2020 and 2021.

Should you have any questions regarding this report, please contact John Furnari, Program/Policy Analyst, at John.Furnari@dhhs.nc.gov.

Sincerely,

DocuSigned by:

D7816E4CBA6F4A8...
Kody H. Kinsley
Secretary

cc:	Mark Collins	Joyce Jones	Katherine Restrepo	Luke MacDonald
	Lisa Wilks	Amy Jo Johnson	Francisco Celis Villagrana	Theresa Matula
	Jessica Meed	Nathan Babcock	Fred Aikens	Todd Barlow

WWW.NCDHHS.GOV
TEL 919-855-4800 • FAX 919-715-4645
LOCATION: 101 BLAIR DRIVE • ADAMS BUILDING • RALEIGH, NC 27603
MAILING ADDRESS: 2001 MAIL SERVICE CENTER • RALEIGH, NC 27699-2000
AN EQUAL OPPORTUNITY / AFFIRMATIVE ACTION EMPLOYER



STATE OF NORTH CAROLINA
DEPARTMENT OF HEALTH AND HUMAN SERVICES

ROY COOPER
GOVERNOR

KODY H. KINSLEY
SECRETARY

February 20, 2023

SENT VIA ELECTRONIC MAIL


Mr. Mark Trogdon, Director
Fiscal Research Division
Suite 619, Legislative Office Building
Raleigh, NC 27603-5925

Dear Director Trogdon:

NC General Statute §120-208.4.(b) requires the Department of Health and Human Services to submit an annual report to the Joint Legislative Oversight Committee on Health and Human Services and the Fiscal Research Division on the use of lapsed salary by funds by each Division. For each Division, the report shall include the total amount of lapsed salary funds, the number of full-time equivalent positions comprising the lapsed salary funds, the Fund Code for each full-time equivalent position included in the number reported pursuant to subdivision (2) of this section, and the purposes for which the Department expended lapsed salary funds. Pursuant to the provisions of law, the Department is pleased to submit the attached reports for years 2020 and 2021.

Should you have any questions regarding this report, please contact John Furnari, Program/Policy Analyst, at John.Furnari@dhhs.nc.gov.

Sincerely,

DocuSigned by:

D7816E4CBA6F4A8...
Kody H. Kinsley
Secretary

cc:	Mark Collins	Joyce Jones	Katherine Restrepo	Luke MacDonald
	Lisa Wilks	Amy Jo Johnson	Francisco Celis Villagrana	Theresa Matula
	Jessica Meed	Nathan Babcock	Fred Aikens	Todd Barlow

WWW.NCDHHS.GOV

TEL 919-855-4800 • FAX 919-715-4645


LOCATION: 101 BLAIR DRIVE • ADAMS BUILDING • RALEIGH, NC 27603

MAILING ADDRESS: 2001 MAIL SERVICE CENTER • RALEIGH, NC 27699-2000

AN EQUAL OPPORTUNITY / AFFIRMATIVE ACTION EMPLOYER

**State Fiscal Year 2019-20
Report on the Use of Lapsed Salary**

North Carolina General Statute 120-208.4.(b)



**Report to
The Joint Legislative Oversight Committee on
Health and Human Services
and Fiscal Research Division**

**By
North Carolina Department of
Health and Human Services**

February 20, 2023

Introduction

North Carolina General Statute 120-208.4.(b) requires the Department of Health and Human Services (DHHS) to submit an annual report on the use of lapsed salary funds by each Division within the Department. For each Division, the report shall include the following information about the preceding State fiscal year:

- (1) The total amount of lapsed salary funds.
- (2) The number of full-time equivalent positions comprising the lapsed salary funds.
- (3) The Fund Code for each full-time equivalent position included in the number reported pursuant to subdivision (2) of this section.
- (4) The purposes for which the Department expended lapsed salary funds.

Lapsed salary is the dollar amount not expended for salary and associated benefits (social security, retirement, longevity, and medical insurance contributions) during the period in which a position is vacant within the course of the fiscal year because of the employee's separation, reassignment, leave or unpaid leave of absence. Lapsed salary can only be used for one-time, non-recurring expenditures. These funds may not be used to establish new permanent positions or to raise the salary of existing employees.

The majority of DHHS employees are in the Department's 14 state operated healthcare facilities. These facilities provide direct medical care 24 hours per day, 7 days per week. These medical, clinical and highly skilled positions are necessary for these facilities to provide required patient care also represent the hardest positions to fill and retain.

In state fiscal year 2019-2020, DHHS generated \$140M in lapsed salary; of this amount, \$102.6M was repurposed for under-budgeted line items. Of the \$102.6M that was repurposed, \$48M was from state appropriations and \$53.6M was from Departmental receipts. Not surprising based on the number of employees and challenges with recruitment and retention of staff, approximately 72% of the lapsed salary that was generated and repurposed was used within the budget code for the Division of State Operated Healthcare Facilities (DSOHF) and the Division of Mental Health Developmental Disabilities and Substance Abuse Services (DMHDDSAS). As delineated below, lapsed salary funds are primarily being used to cover other personnel- related costs that may have been under budgeted or, when positions take longer to be filled, that make it possible for the work of the agency to still be completed.

Summary of Primary Usage:

- Cost related to overtime pay, holiday pay and shift premium differential pay for DHHS permanent staff
- Workman's compensation costs
- Costs to cover temporary services for critical positions during the period that they are vacant (recruitment and hiring period)

- COVID related expenditures not funded by COVID Relief Fund or pending FEMA reimbursement (Hazard pay, surge staffing, PPE, etc.) in the state operated healthcare facilities
- Legal and administrative costs in support of DHHS programs and operations
- Mitigate chronic budgetary shortfalls within the Department

This report covers State Fiscal Year (SFY) **2019-2020**, the period **July 1, 2019 through June 30, 2020**. The report is organized into three sections:

- **Summary of Lapsed Salary Availability and Usage** which provides the total amount of lapsed salary for the period required and the number of full-time equivalent positions comprising the lapsed salary funds by Division
- **Attachment 1** which contains the fund code by division for each full- time equivalent position reported in the Summary
- **Attachment 2** which contains the purposes for which the Department expended lapsed salary funds by Division

Summary of DHHS Lapsed Salary Funding Availability and Usage SFY 19-20

Budget Code	Division	Total Lapsed Salary Available	Lapsed Salaries from Receipts	Lapsed Salaries from State Appropriations	Full Time Equivalent (FTE) Positions That Created Lapsed Salaries (1)	Total Lapsed Salary Usage (2)
14410	Central Administration	\$ 13,568,561	\$ 5,857,561	\$ 7,711,000	147.15	\$ 9,840,151
14411	Division of Aging and Adult Services	\$ 472,917	\$ 304,537	\$ 168,380	5.72	\$ 146,085
14420	Division of Child Development	\$ 1,467,211	\$ 1,367,674	\$ 99,537	20.49	\$ 484,621
14430	Division of Public Health	\$ 16,391,292	\$ 12,191,436	\$ 4,199,856	213.36	\$ 7,788,507
14440	Division of Social Services	\$ 4,010,482	\$ 2,140,954	\$ 1,869,528	56.57	\$ 957,419
14445	Division of Health Benefits	\$ 6,625,405	\$ 4,382,421	\$ 2,242,985	74.21	\$ 3,215,108
14450	Division of Services for the Blind, Deaf and Hard of Hearing	\$ 2,590,432	\$ 2,172,197	\$ 418,235	38.38	\$ 456,008
14460	Div. of Mental Health\DD\SAS\State Op. Health Care Facilities	\$ 83,942,647	\$ 45,023,949	\$ 38,918,698	1,221.71	\$ 74,369,286
14470	Division of Health Services Regulation	\$ 3,487,895	\$ 1,691,085	\$ 1,796,810	40.02	\$ 2,607,713
14480	Division of Vocational Rehabilitation	\$ 7,507,440	\$ 5,713,772	\$ 1,793,668	118.74	\$ 2,758,012
	Departmental Totals	\$ 140,064,282	\$ 80,845,586	\$ 59,218,696	1,936.35	\$ 102,622,910

1) FTE vacancies detailed at the Division and Fund Level are included on Attachment 1

Note: The total number of actual unique positions that generated the lapsed salaries totaled 5,187.

2) Lapsed salary usage by Division and Account is detailed on Attachment 2

**DHHS Full Time Equivalent Positions That Created Lapsed Salaries
By Division and Fund
SFY 19-20**

Fund	Fund Title	Full Time Equivalent Positions
Central Administration		
1119	Service Support - Administration	18.65
1120	Service Support - Central Management	14.78
1121	Service Support - Controller's Office	31.02
1122	DIRM - Information System Services	65.36
1124	NC Council on Developmental Disabilities	0.50
1126	Central Regional Maintenance - Dix	6.88
1127	Office of Program Evaluation, Reporting & Accountability	3.00
1129	Rural Health Services Administration	1.56
1162	Rural Health Recruitment and Retention	4.19
1169	Rural Health Infrastructure	1.04
1374	Low Income Drug and Medical Assistance	0.17
Central Administration Totals		147.15

Division of Aging and Adult Services		
1110	Service Support	2.15
1167	Emergency Shelter	0.31
1260	Outreach and Access - Aging	0.12
1270	Quality Improvement - Wellness and Health Promotion	-
1410	Case Management and Counseling	0.04
1451	Community Based Services and Supports	0.62
1452	Alzheimer's and Dementia Support Services Support	
1454	Key Program	0.32
1480	Senior Community Services Employment Services	0.49
1510	Adult Protective Services and Guardianship	0.83
1550	Long Term Care - Ombudsman Services	0.58
1570	Special Assistance	0.25
Division of Aging and Adult Services Totals		5.72

Division of Child Development and Early Education		
1110	Administration	5.58
1151	Child Care Regulation	9.52
1152	Criminal Record Checks	0.47
1161	Child Care Capacity Bldg	3.52
1330	At-Risk Pre-K Services	0.16
1380	Subsidized Child Care	1.24
Division of Child Development and Early Education Totals		20.49

**DHHS Full Time Equivalent Positions That Created Lapsed Salaries
By Division and Fund
SFY 19-20**

Fund	Fund Title	Full Time Equivalent Positions
Division of Public Health		
1110	Administration	14.74
1151	Forensic Tests for Alcohol	7.36
1152	Asbestos and Lead Based Paint - Hazzard Management	3.38
1153	Environmental Health	4.02
1161	PH Capacity Bldg	3.58
1171	Center for Hlth Stats	8.04
1172	Medical Examiner	7.24
1173	Vital Records	9.14
1174	Public Health Lab	21.37
1175	PH Surveillance	6.46
1261	PH Promotion	2.10
1262	Health Disparities	-
1264	PH Preparedness -Title needs to change-confusing	4.39
126C	Chronic Disease	3.50
1271	Child/Adult Prevention	8.61
1272	Child/Adult Nutrition	5.90
1311	HIV/STD Prevention	16.78
1312	Medical and Risk Assess	2.00
1313	Wisewoman	-
1320	Breast & Cervical Cancer	1.38
1331	Immunization	11.45
1332	Children Health Services	2.54
13A1	Maternal & Infant Hlth	4.96
13A2	WIC	7.32
13B0	Oral Health Services	6.50
1421	Sickle Cell - Adult	-
1441	Early Intervention	43.63
1460	Communicable Disease	6.98
14A0	Sickle Cell - Children	-
Division of Public Health Totals		213.36

**DHHS Full Time Equivalent Positions That Created Lapsed Salaries
By Division and Fund
SFY 19-20**

Fund	Fund Title	Full Time Equivalent Positions
Division of Social Services		
1110	Administration	11.06
1160	Outrch & Ed-State Agency	5.60
1331	Fam Preservation&Support	-
1371	Child Support Enforcement	16.88
1372	Food And Nutrition Serv	3.69
1381	Refugee Cash&Social Serv	0.91
1384	Employment Benefits	2.38
1430	Child Protective Services	6.24
1481	Work First EmplymentServ	0.41
1482	Food & Nutr Employ&Trng	2.17
1531	Adoption Services	3.45
1532	Foster Care	3.77
Division of Social Services Totals		56.57
Division of Health Benefits		
1101	Medical Assistance Administration	57.09
1103	Health Information Technology	4.00
1104	Medicaid Transformation	13.12
Division of Medical Assistance\Health Choice Totals		74.21
Division of Services for the Blind, Deaf and Hard of Hearing		
1110	Administration	5.68
1261	Access and Outreach Deaf Community	4.29
1410	Ind Living Services	1.88
1420	Medical Eye Care Services	-
1451	Ind Living-Chore&Adjust	6.13
1452	Ind Living Rehab Services	1.78
1481	VR Employment	18.20
1482	Small Bus Employ	0.41
Division of Services for the Blind, Deaf and Hard of Hearing Totals		38.38

DHHS Full Time Equivalent Positions That Created Lapsed Salaries
By Division and Fund
SFY 19-20

Fund	Fund Title	Full Time Equivalent Positions
Division of Mental Health\DD\SAS and State Operated Health Care Facilities		
1110	Administration	35.59
1332	Children Health Services	1.00
1443	Comm Serv-Child FIPP	2.28
1463	Substance Abuse Services - TASC	3.75
1543	Central Reg Hosp-Child	8.85
1546	Wright School-Child	1.65
1561	Broughton Hosp-Adult	165.45
1562	Cherry Hosp-Adult	170.02
1563	Central Reg Hosp-Adult	201.43
1565	Caswell Dev Center	131.60
1566	Murdoch Dev Center	178.60
1567	Riddle Dev Center	40.11
156A	Longleaf NM Center	53.17
156B	Black Mt NM Center	45.20
156C	O'Berry NM Center	138.16
156D	Julian F Keith ADATC	13.14
156E	R J Blackley ADATC	16.15
156F	Walter B Jones ADATC	15.58
Division of Mental Health\DD\SAS and State Operated Health Care Facilities Totals		1,221.71

Division of Health Services Regulation		
1110	Administration	3.16
1151	Acute and Home Care Licensure and Certification	5.10
1152	Nursing Home and Adult Care Licensure and Certification	11.35
1153	Construction	7.48
1154	Nursing Home License Cert	2.99
1156	Mental Health Lic\Cert	3.56
1157	Radiation Protection	2.14
1161	Statewide Health Plan	2.24
1162	Hospital Preparedness	0.42
1163	Local Emergency Med Serv	1.57
Division of Health Services Regulation Totals		40.02

**DHHS Full Time Equivalent Positions That Created Lapsed Salaries
By Division and Fund
SFY 19-20**

Fund	Fund Title	Full Time Equivalent Positions
Division of Vocational Rehabilitation		
1110	Administration	8.89
1261	Otrch & Access-VR IL	1.42
1452	Ind Living Rehab	7.74
1470	Assist Technology Equip	1.24
1480	Vocational Rehabilitation - Employment Services	99.45
Division of Vocational Rehabilitation Totals		118.74

DHHS Utilization of Lapsed Salary Funding by Division and Account SFY 19-20

Account Title		Lapsed Salaries Expended
Central Administration		
531413	OT PAY - UNDESIGNATED	\$ 18,670
531421	HOLIDAY PAY - APPRO	\$ 1,613
531422	HOLIDAY PAY - RECEIPTS	\$ 120
531423	HOLIDAY PAY - UNDESIGNATD	\$ 26,002
531433	SHIFT PREM PAY - UNDESIG	\$ 22,356
531443	CALLBK/STBY PREM PAY-UNDE	\$ 21,035
531461	EPA&SPA-LONGVTY PAY-APPRO	\$ 5,946
531462	EPA&SPA-LONGVTY PAY-REC	\$ 13,161
531463	EPA&SPA-LONGVTY PAY-UNDES	\$ 131,789
531575	EMPLOYEE ASSISTANCE PROGR	\$ 1,638
531576	FLEXIBLE SPENDING SAVINGS	\$ 87,838
531625	ST DISABIL-UNDESIG/UNIV	\$ 59,704
531631	WRKER COMP-MED PAYMENTS	\$ 35,700
532110	LEGAL SERVICES	\$ 203,570
532120	FINAN/AUDIT SERVICES	\$ 25,318
532140	OTH INFORMATION TECH SVCS	\$ 86,958
532148	APPLICATION DEVELOPMENT	\$ 3,267,188
532149	IT PROJ MGMT ANALYSIS SVCS	\$ 149,150
53214B	IT SUBSCRIPTION SUPPORT	\$ 210,163
532170	ADMIN SERVICES	\$ 2,434,542
532184	JANITORIAL SER AGREEMENT	\$ 27,020
532185	WASTE REM/RECY SER AGREEM	\$ 835,196
532199	MISC CONTRACTUAL SERVICES	\$ 854,472
532210	ENRG SER -ELECTRICAL	\$ 66,159
532220	ENRG SER -NAT.GAS/PROPANE	\$ 103,457
532230	ENRG SER -WATER & SEWER	\$ 3,296
532333	REPAIRS-OTHER EQUIPMENT	\$ 7,713
532430	MAINT AGREEMENT-EQUIP	\$ 362,516
532448	MAINT AGREE-PC SOFTWARE	\$ 14,932
532449	MAINT AGREE-SERVER SOFTWR	\$ 9,189
532521	RENT/LEASE-MOTOR VEHICLES	\$ 8,953
532524	RENT/LEASE-GEN OFF EQUIP	\$ 5,115
532590	RENT/LEASE OTHER PROPERTY	\$ 62,124
532712	TRANS AIR-OUT STATE,IN US	\$ 5,134
532714	TRANSP-GRND - IN STATE	\$ 2,457
532715	TRANS GRND-OUT STA,IN US	\$ 8,667
532721	LODGING - IN STATE	\$ 3,980
532722	LODGING-OUT STATE, IN US	\$ 6,520
532724	MEALS - IN STATE	\$ 1,607
532725	MEALS-OUT OF STATE,IN US	\$ 2,431
532727	MISC - IN STATE	\$ 3,683

DHHS Utilization of Lapsed Salary Funding by Division and Account SFY 19-20

Account Title		Lapsed Salaries Expended
532728	MISC - OUT STATE, IN US	\$ 1,193
532731	BD/NON-EMPLOYEE TRANSP	\$ 325
532732	BD/NON-EMPLOYEE SUBSIS	\$ 129
532811	TELEPHONE SERVICE	\$ 31,208
532812	TELECOMMUN DATA CHRG	\$ 51,856
532814	CELLULAR PHONE SERVICES	\$ 25,174
532822	MANAGED LAN SVC CHARGE	\$ 645
532823	AUTHENTIC & AUTHORIZ SVCS	\$ 6,780
532826	SOFTWARE SUBSCRIPTIONS	\$ 29,093
532827	ELECTRONIC SERVICES	\$ 78,148
532828	MANAGED DESKTOP SVCS	\$ 1,032
532840	POSTAGE, FREIGHT & DELIV	\$ 53,476
532850	PRINT,BIND,DUPLICATE	\$ 2,524
532860	ADVERTISING	\$ 9,125
532912	MOTOR VEHICLE INSURANCE	\$ 944
532913	LIABILITY INSURANCE	\$ 16,436
532930	REGISTRATION FEES	\$ 17,130
532942	OTHER EMP EDUCATIONAL EXP	\$ 7,915
533110	GENERAL OFFICE SUPPLIES	\$ 224
533120	DATA PROCESSING SUPPLIES	\$ 95
533310	GASOLINE	\$ 116
533320	DIESEL FUEL	\$ 726
533410	FOOD SUPPLIES	\$ 128
533900	OTHER MATERIALS & SUPP	\$ 2,297
534511	FURN-OFFICE	\$ 395
534521	OFFICE EQUIPMENT	\$ 28,325
534528	EQUIP-VOICE COMMUNICATION	\$ 1,383
534534	PC/PRINTER EQUIPMENT	\$ 92,653
534713	PC SOFTWARE	\$ 9,745
535120	LICENSES & PERMIT COSTS	\$ 760
535830	MEMBERSHIP DUES&SUBSCRIPT	\$ 2,924
535840	SERVICE & OTHER AWARDS	\$ 402
535850	INTERST EXP-CASH MGMT ACT	\$ 50
535890	OTHER ADMIN EXPENSE	\$ 21,992
5381D1	TR TO OFFICE OF THE CONTROLLER FOR SFY20 SHORTFALL	\$ 147,721
Central Administration Totals		\$ 9,840,151

Division of Aging and Adult Services		
531411	OT PAY - APPROPRIATED	\$ 500
531412	OT PAY - RECEIPTS	\$ 1,100
531413	OT PAY - UNDESIGNATED	\$ 2,381
531423	HOLIDAY PAY - UNDESIGNATD	\$ 550

DHHS Utilization of Lapsed Salary Funding by Division and Account SFY 19-20

Account Title		Lapsed Salaries Expended
531461	EPA&SPA-LONGVTY PAY-APPRO	\$ 6,752
531462	EPA&SPA-LONGVTY PAY-REC	\$ 12
531463	EPA&SPA-LONGVTY PAY-UNDES	\$ 21,698
531575	EMPLOYEE ASSISTANCE PROGR	\$ 328
531576	FLEXIBLE SPENDING SAVINGS	\$ 8,516
531627	ST DISABILITY PMT-APPROP	\$ 3,870
531628	ST DISABILITY PMT-RECEIPT	\$ 11,538
531631	WRKER COMP-MED PAYMENTS	\$ 1,471
532110	LEGAL SERVICES	\$ 5,000
532170	ADMIN SERVICES	\$ 36,372
532430	MAINT AGREEMENT-EQUIP	\$ 500
532521	RENT/LEASE-MOTOR VEHICLES	\$ 4,400
532714	TRANSP-GRND - IN STATE	\$ 2,900
532814	CELLULAR PHONE SERVICES	\$ 523
532919	OTHER INSURANCE	\$ 12,000
534534	PC/PRINTER EQUIPMENT	\$ -
535840	SERVICE & OTHER AWARDS	\$ 270
536446	GO-ALZHEIMERS PROJECT CAR	\$ 25,404
Division of Aging and Adult Services Totals		\$ 146,085

Division of Child Development		
531412	OT PAY - RECEIPTS	\$ 861
531413	OT PAY - UNDESIGNATED	\$ 50
531421	HOLIDAY PAY - APPRO	\$ 83
531422	HOLIDAY PAY - RECEIPTS	\$ 234
531423	HOLIDAY PAY - UNDESIGNATD	\$ 81
531461	EPA&SPA-LONGVTY PAY-APPRO	\$ 331
531462	EPA&SPA-LONGVTY PAY-REC	\$ 24,099
531463	EPA&SPA-LONGVTY PAY-UNDES	\$ 8,855
531511	SOCIAL SEC CONTRIB-APPRO	\$ 2,922
531575	EMPLOYEE ASSISTANCE PROGR	\$ 1,688
531631	WRKER COMP-MED PAYMENTS	\$ 5,243
532170	ADMIN SERVICES	\$ 440,174
Division of Child Development Totals		\$ 484,621

Division of Public Health		
531411	OT PAY - APPROPRIATED	\$ 5,836.00
531412	OT PAY - RECEIPTS	\$ 29,439.00
531413	OT PAY - UNDESIGNATED	\$ 3,022.00
531421	HOLIDAY PAY - APPRO	\$ 15,329.00
531422	HOLIDAY PAY - RECEIPTS	\$ 27,057.00
531423	HOLIDAY PAY - UNDESIGNATD	\$ 14,068.00

DHHS Utilization of Lapsed Salary Funding by Division and Account SFY 19-20

Account Title		Lapsed Salaries Expended
531441	CALLBK/STBY PREM PAY-APPR	\$ 5,238.00
531442	CALLBK/STBY PREM PAY-RECT	\$ 4,746.00
531443	CALLBK/STBY PREM PAY-UNDE	\$ 1,175.00
531461	EPA&SPA-LONGVTY PAY-APPR	\$ 59,062.00
531462	EPA&SPA-LONGVTY PAY-REC	\$ 243,533.00
531463	EPA&SPA-LONGVTY PAY-UNDES	\$ 117,193.00
531575	EMPLOYEE ASSISTANCE PROGR	\$ 9,457.00
531576	FLEXIBLE SPENDING SAVINGS	\$ 18,147.00
531590	RESERVES FOR STAFF BENE	\$ (793.00)
531625	ST DISABIL-UNDESIG/UNIV	\$ 35,598.00
531627	ST DISABILITY PMT-APPROP	\$ 27,907.00
531628	ST DISABILITY PMT-RECEIPT	\$ 172,387.00
531631	WRKER COMP-MED PAYMENTS	\$ 97,057.00
532140	OTH INFORMATION TECH SVCS	\$ 56,931.00
532150	ACADEMIC SERVICES	\$ 2,123.00
532170	ADMIN SERVICES	\$ 1,077,171.00
532181	FOOD SER AGREEMENT	\$ 1,598.00
532184	JANITORIAL SER AGREEMENT	\$ 15,249.00
532185	WASTE REM/RECY SER AGREE	\$ 1,890.00
532186	SECURITY SERVICE AGREE	\$ 6,738.00
532199	MISC CONTRACTUAL SERVICE	\$ 1,873,811.00
532210	ENRG SER -ELECTRICAL	\$ 1,570.00
532310	REPAIRS-BUILDINGS	\$ 28,412.00
532333	REPAIRS-OTHER EQUIPMENT	\$ 7,039.00
532430	MAINT AGREEMENT-EQUIP	\$ 59,240.00
532441	MAINT AGRMT-OTHER SOFTWARE	\$ 438.00
532448	MAINT AGREE-PC SOFTWARE	\$ 27,218.00
532449	MAINT AGREE-SERVER SOFTWARE	\$ 1,073.00
532450	MAINT AGREE-SERVER EQUIP	\$ 6,686.00
532512	RENT/LEASE-BLDINGS/OFFIC	\$ 296,109.00
532521	RENT/LEASE-MOTOR VEHICLE	\$ 1,299,262.00
532524	RENT/LEASE-GEN OFF EQUIP	\$ 17,131.00
532590	RENT/LEASE OTHER PROPERT	\$ 36,020.00
532712	TRANS AIR-OUT STATE,IN U	\$ 1,400.00
532714	TRANSP-GRND - IN STATE	\$ 44,115.00
532715	TRANS GRND-OUT STA,IN US	\$ 300.00
532717	TRANSP OTHER - IN STATE	\$ 1,700.00
532718	TRANS OTH-OUTSTATE, IN U	\$ 208.00
532721	LODGING - IN STATE	\$ 13,409.00
532722	LODGING-OUT STATE, IN US	\$ 4,107.00
532724	MEALS - IN STATE	\$ 4,927.00
532725	MEALS-OUT OF STATE,IN US	\$ 988.00

DHHS Utilization of Lapsed Salary Funding by Division and Account SFY 19-20

Account Title		Lapsed Salaries Expended
532727	MISC - IN STATE	\$ 1,096.00
532728	MISC - OUT STATE, IN US	\$ 220.00
532731	BD/NON-EMPLOYEE TRANSP	\$ 2,000.00
532732	BD/NON-EMPLOYEE SUBSIS	\$ 100.00
532811	TELEPHONE SERVICE	\$ 15,255.00
532812	TELECOMMUN DATA CHRG	\$ 13,385.00
532814	CELLULAR PHONE SERVICES	\$ 33,702.00
532826	SOFTWARE SUBSCRIPTIONS	\$ 6,424.00
532840	POSTAGE, FREIGHT & DELIV	\$ 126,851.00
532850	PRINT,BIND,DUPLICATE	\$ 19,412.00
532860	ADVERTISING	\$ 621.00
532913	LIABILITY INSURANCE	\$ 12,840.00
532930	REGISTRATION FEES	\$ 8,970.00
532942	OTHER EMP EDUCATIONAL EX	\$ 1,440.00
532950	EMP MOVING EXPENSES	\$ 2,585.00
533110	GENERAL OFFICE SUPPLIES	\$ 15,738.00
533120	DATA PROCESSING SUPPLIES	\$ 12,418.00
533150	SECURITY & SAFETY SUPP	\$ 60.00
533310	GASOLINE	\$ 23,253.00
533630	DENTAL SUPPLIES	\$ 10.00
533710	SCIENTIFIC SUPPLIES	\$ 191,025.00
533720	EDUCATIONAL SUPPLIES	\$ 2,300.00
533900	OTHER MATERIALS & SUPP	\$ 12,000.00
534511	FURN-OFFICE	\$ 23,685.00
534521	OFFICE EQUIPMENT	\$ 45,103.00
534523	EQUIP-SCIENTIFIC/MEDICAL	\$ 4,200.00
534528	EQUIP-VOICE COMMUNICATION	\$ 600.00
534530	OTHER DP EQUIPMENT	\$ 25,000.00
534533	LAN EQUIPMENT	\$ 4,800.00
534534	PC/PRINTER EQUIPMENT	\$ 295,567.00
534711	OTHER COMPUTER SOFTWARE	\$ 5,000.00
534713	PC SOFTWARE	\$ 314.00
534714	SERVER SOFTWARE	\$ 16,136.00
535830	MEMBERSHIP DUES&SUBSCRIP	\$ 2,480.00
535840	SERVICE & OTHER AWARDS	\$ 225.00
535940	COLLECTION COSTS	\$ 500.00
536267	GO CR HIGHER EDUCATION	\$ 26,000.00
5381C1	AGENCY OPERATING TRANSFER	\$ 917,200.00
5381D1	14410 CMS (SOAR CONTRACT)	\$ 25,075.00
5381DJ	TRF TO B/C 24410 - CMS ETOR Project State Match	\$ 122,596.00
Division of Public Health Totals		\$ 7,788,507.00

DHHS Utilization of Lapsed Salary Funding by Division and Account SFY 19-20

Account Title		Lapsed Salaries Expended
Division of Social Services		
531413	OT PAY - UNDESIGNATED	\$ 10,177
531423	HOLIDAY PAY - UNDESIGNATD	\$ 12,418
531433	SHIFT PREM PAY - UNDESIG	\$ 16,642
531462	EPA&SPA-LONGVTY PAY-REC	\$ 740
531463	EPA&SPA-LONGVTY PAY-UNDES	\$ 46,810
531512	SOCIAL SEC CONTRIB-RECPTS	\$ 1,252
531575	EMPLOYEE ASSISTANCE PROGR	\$ 1,036
531576	FLEXIBLE SPENDING SAVINGS	\$ 16,024
531625	ST DISABIL-UNDESIG/UNIV	\$ 30,659
531631	WRKER COMP-MED PAYMENTS	\$ 5,170
532170	ADMIN SERVICES	\$ 513,771
532840	POSTAGE, FREIGHT & DELIV	\$ 243,220
535830	MEMBERSHIP DUES&SUBSCRIPT	\$ 59,500
Division of Social Services Totals		\$ 957,419

Division of Health Benefits		
531413	OT PAY - UNDESIGNATED	\$ 10,096.00
531417	CDE MAND PREM PAY-UNDESIG	\$ 14,461.00
531423	HOLIDAY PAY - UNDESIGNATD	\$ 5,224.00
531433	SHIFT PREM PAY - UNDESIG	\$ 126.00
531462	EPA&SPA-LONGVTY PAY-REC	\$ 1,522.00
531463	EPA&SPA-LONGVTY PAY-UNDES	\$ 7,786.00
531575	EMPLOYEE ASSISTANCE PROGR	\$ 1,192.00
532140	OTH INFORMATION TECH SVCS	\$ 3,040,699.00
532199	MISC CONTRACTUAL SERVICES	\$ 30,055.00
532512	RENT/LEASE-BLDINGS/OFFICE	\$ 599.00
532712	TRANS AIR-OUT STATE,IN US	\$ 850.00
532811	TELEPHONE SERVICE	\$ 1.00
532823	AUTHENTIC & AUTHORIZ SVCS	\$ 42,000.00
532930	REGISTRATION FEES	\$ 35,845.00
532942	OTHER EMP EDUCATIONAL EXP	\$ 220.00
534711	OTHER COMPUTER SOFTWARE	\$ 24,432.00
Division of Health Benefits Totals		\$ 3,215,108

Division of Services for the Blind, Deaf and Hard of Hearing		
531412	OT PAY - RECEIPTS	\$ 334
531413	OT PAY - UNDESIGNATED	\$ 751
531422	HOLIDAY PAY - RECEIPTS	\$ 813
531423	HOLIDAY PAY - UNDESIGNATD	\$ 3,969
531433	SHIFT PREM PAY - UNDESIG	\$ 22,500
531443	CALLBK/STBY PREM PAY-UNDE	\$ 78

DHHS Utilization of Lapsed Salary Funding by Division and Account SFY 19-20

Account Title		Lapsed Salaries Expended
531462	EPA&SPA-LONGVTY PAY-REC	\$ 8,508
531463	EPA&SPA-LONGVTY PAY-UNDES	\$ 9,663
531575	EMPLOYEE ASSISTANCE PROGR	\$ 1,740
531631	WRKER COMP-MED PAYMENTS	\$ 102,500
531663	TAX EMP REIMB/ALLOW-UNDES	\$ 78
532132	OTHER PROVIDED MED SER	\$ 400
532170	ADMIN SERVICES	\$ 219,355
532185	WASTE REM/RECY SER AGREEM	\$ 600
532199	MISC CONTRACTUAL SERVICES	\$ 1,119
532331	REPAIRS-MOTOR VEHICLES	\$ 100
532721	LODGING - IN STATE	\$ 8,000
532840	POSTAGE, FREIGHT & DELIV	\$ 1,000
533110	GENERAL OFFICE SUPPLIES	\$ 500
533120	DATA PROCESSING SUPPLIES	\$ 1,000
533190	OTHER ADMIN SUPPLIES	\$ 1,000
533210	JANITORIAL SUPPLIES	\$ 10,000
535111	LEGAL SETTLEMENTS	\$ 62,000
Division of Services for the Blind, Deaf and Hard of Hearing Totals		\$ 456,008

Division of Mental Health\DD\SAS and State Operated Facilities		
531312	REG(N S) TEMP WAGES-RECPT	\$ 6,882
531411	OT PAY - APPROPRIATED	\$ 14,721,616
531412	OT PAY - RECEIPTS	\$ 7,562,618
531413	OT PAY - UNDESIGNATED	\$ 12,849
531414	CDE MAND PREM PAY-APPROPR	\$ 1,760,701
531415	CDE MAND PREM PAY-RECEIPT	\$ 5,646,146
531421	HOLIDAY PAY - APPRO	\$ 588,498
531422	HOLIDAY PAY - RECEIPTS	\$ 1,037,779
531423	HOLIDAY PAY - UNDESIGNATD	\$ 6,093
531431	SHIFT PREM PAY - APPRO	\$ 5,711,304
531432	SHIFT PREM PAY - RECEIPTS	\$ 6,903,311
531441	CALLBK/STBY PREM PAY-APPR	\$ 61,947
531442	CALLBK/STBY PREM PAY-RECT	\$ 265,474
531451	DUAL EMPL WAGES - APPRO	\$ 113,288
531452	DUAL EMPL WAGES - RECPTS	\$ 40,587
531453	DUAL EMPL WAGES - UNDESIG	\$ 2,054
531461	EPA&SPA-LONGVTY PAY-APPRO	\$ 99,917
531462	EPA&SPA-LONGVTY PAY-REC	\$ 145,705
531463	EPA&SPA-LONGVTY PAY-UNDES	\$ 159,356
531472	BONUS-INCENTIVE PAY-RECPT	\$ 1,500
531473	BONUS-INCENTIVE PAY-UNDES	\$ 10,000
531484	FACILITY HIGH NEED SUP	\$ 1,875

DHHS Utilization of Lapsed Salary Funding by Division and Account SFY 19-20

Account Title		Lapsed Salaries Expended
531627	ST DISABILITY PMT-APPROP	\$ 102,276
531628	ST DISABILITY PMT-RECEIPT	\$ 67,279
531631	WRKER COMP-MED PAYMENTS	\$ 1,366,230
531642	THERAPEUTIC WAGES	\$ 73,543
531651	COMPENSATION TO BOARD MEM	\$ 205
532110	LEGAL SERVICES	\$ 1,256,393
532131	HOSPITAL PROVIDED MED SERV	\$ 10,000
532132	OTHER PROVIDED MED SER	\$ 13,995,338
532134	MENTAL HEALTH SERVICES	\$ 330,643
532135	SUBSTANCE USE SERVICES	\$ 10,144
532140	OTH INFORMATION TECH SVCS	\$ 285,036
532148	APPLICATION DEVELOPMENT	\$ 81,291
532170	ADMIN SERVICES	\$ 4,300,813
532182	LAUNDRY SER AGREEMENT	\$ 19,930
532183	LABORATORY SER AGREEMENT	\$ 45,579
532185	WASTE REM/RECY SER AGREEM	\$ 10,051
532186	SECURITY SERVICE AGREE	\$ 38,000
532187	PEST CONTROL AGREEMENT	\$ 5,002
532199	MISC CONTRACTUAL SERVICES	\$ 838,998
532333	REPAIRS-OTHER EQUIPMENT	\$ 30,000
532390	REPAIRS-OTHER	\$ 8,000
532430	MAINT AGREEMENT-EQUIP	\$ 30,000
532441	MAINT AGRMT-OTHER SOFTWRE	\$ 231,626
532446	MAINT AGREE-LAN EQUIP	\$ 8,000
532490	MAINT AGREEMENT-OTHER	\$ 30,000
532521	RENT/LEASE-MOTOR VEHICLES	\$ 16,456
532524	RENT/LEASE-GEN OFF EQUIP	\$ 5,849
532535	RENT/LEASE-SERVER EQUIP	\$ 50,000
532712	TRANS AIR-OUT STATE,IN US	\$ 2,153
532714	TRANSP-GRND - IN STATE	\$ 59
532715	TRANS GRND-OUT STA,IN US	\$ 124
532717	TRANSP OTHER - IN STATE	\$ 1,000
532721	LODGING - IN STATE	\$ 2,984
532722	LODGING-OUT STATE, IN US	\$ 2,761
532724	MEALS - IN STATE	\$ 500
532725	MEALS-OUT OF STATE,IN US	\$ 519
532727	MISC - IN STATE	\$ 240
532728	MISC - OUT STATE, IN US	\$ 120
532731	BD/NON-EMPLOYEE TRANSP	\$ 23,701
532732	BD/NON-EMPLOYEE SUBSIS	\$ 4,547
532733	BD/NON-EMPLOYEE TRAINING	\$ 1,810
532811	TELEPHONE SERVICE	\$ 5,403

DHHS Utilization of Lapsed Salary Funding by Division and Account SFY 19-20

Account Title		Lapsed Salaries Expended
532812	TELECOMMUN DATA CHRG	\$ 2,860
532860	ADVERTISING	\$ 20,000
532913	LIABILITY INSURANCE	\$ 65,335
532930	REGISTRATION FEES	\$ 53,608
533110	GENERAL OFFICE SUPPLIES	\$ 2,429
533120	DATA PROCESSING SUPPLIES	\$ 14,160
533190	OTHER ADMIN SUPPLIES	\$ 1,000
533320	DIESEL FUEL	\$ 247
533410	FOOD SUPPLIES	\$ 48,657
533690	OTHER MED/PHARM SUPPLIES	\$ 861,636
533900	OTHER MATERIALS & SUPP	\$ 3,984
534523	EQUIP-SCIENTIFIC/MEDICAL	\$ 74,098
534533	LAN EQUIPMENT	\$ 80,000
534534	PC/PRINTER EQUIPMENT	\$ 8,662
535111	LEGAL SETTLEMENTS	\$ 15,000
535120	LICENSES & PERMIT COSTS	\$ 7,000
535232	LEO SEPARATION ALLOWANCE	\$ 48,030
535313	CAPITAL LEASE PRIN PAY	\$ 49,860
535323	CAPITAL LEASE INT PAY	\$ 1,087
535840	SERVICE & OTHER AWARDS	\$ 5,200
535900	OTHER EXPENSES	\$ 3,332,583
536632	ANSON COUNTY	\$ 10,000
536995	NON UCR OTHER	\$ 50,000
5369HN	TCLI HOUSING NON-UCR	\$ 723,272
5369SU	TCLI SERVICES UCR	\$ 713,400
5381D1	TRF TO B/C 14410 CMS (DHHS SOAR CONTRACT	\$ 25,075
Division of Mental Health\DD\SAS and State Operated Faculties To		\$ 74,369,286

Division of Health Services Regulation		
531412	OT PAY - RECEIPTS	\$ 13,958
531413	OT PAY - UNDESIGNATED	\$ 19,942
531421	HOLIDAY PAY - APPRO	\$ 695
531422	HOLIDAY PAY - RECEIPTS	\$ 2,309
531423	HOLIDAY PAY - UNDESIGNATD	\$ 3,157
531461	EPA&SPA-LONGVTY PAY-APPRO	\$ 3,964
531462	EPA&SPA-LONGVTY PAY-REC	\$ 15,051
531463	EPA&SPA-LONGVTY PAY-UNDES	\$ 126,280
531575	EMPLOYEE ASSISTANCE PROGR	\$ 2,694
531625	ST DISABIL-UNDESIG/UNIV	\$ 41,888
531631	WRKER COMP-MED PAYMENTS	\$ 123,017
532110	LEGAL SERVICES	\$ 149,696
532133	EMPLYEE/EMPLYMENT PHYSICA	\$ 4,000

DHHS Utilization of Lapsed Salary Funding by Division and Account SFY 19-20

Account Title		Lapsed Salaries Expended
53214B	IT SUBSCRIPTION SUPPORT	\$ 6,350
532170	ADMIN SERVICES	\$ 386,905
532181	FOOD SER AGREEMENT	\$ 1,369
532185	WASTE REM/RECY SER AGREEM	\$ 1,604
532199	MISC CONTRACTUAL SERVICES	\$ 179,224
532210	ENRG SER -ELECTRICAL	\$ 2,000
532331	REPAIRS-MOTOR VEHICLES	\$ 68
532333	REPAIRS-OTHER EQUIPMENT	\$ 227
532430	MAINT AGREEMENT-EQUIP	\$ 1,971
532490	MAINT AGREEMENT-OTHER	\$ 1,560
532512	RENT/LEASE-BLDINGS/OFFICE	\$ 39,769
532521	RENT/LEASE-MOTOR VEHICLES	\$ 184,934
532524	RENT/LEASE-GEN OFF EQUIP	\$ 151
532712	TRANS AIR-OUT STATE,IN US	\$ 2,243
532714	TRANSP-GRND - IN STATE	\$ 336,445
532721	LODGING - IN STATE	\$ 196,418
532722	LODGING-OUT STATE, IN US	\$ 3,797
532724	MEALS - IN STATE	\$ 132,036
532725	MEALS-OUT OF STATE,IN US	\$ 569
532727	MISC - IN STATE	\$ 9,188
532731	BD/NON-EMPLOYEE TRANSP	\$ 3,409
532811	TELEPHONE SERVICE	\$ 33,182
532812	TELECOMMUN DATA CHRG	\$ 2,482
532813	TELECONFERENCE CHARGES	\$ 16
532814	CELLULAR PHONE SERVICES	\$ 40,754
532817	INTERNET SERV PROV CHARGE	\$ 50,343
532819	TELEPHONE WIRING SVC CHRG	\$ 4,000
532823	AUTHENTIC & AUTHORIZ SVCS	\$ 11,642
532840	POSTAGE, FREIGHT & DELIV	\$ 22,100
532850	PRINT,BIND,DUPLICATE	\$ 402
532911	PROPERTY-INSURANCE	\$ 254
532930	REGISTRATION FEES	\$ 1,800
533110	GENERAL OFFICE SUPPLIES	\$ 11,515
533120	DATA PROCESSING SUPPLIES	\$ 7,704
533310	GASOLINE	\$ 12,564
533510	CLOTHING & UNIFORMS	\$ 891
533900	OTHER MATERIALS & SUPP	\$ 186
534511	FURN-OFFICE	\$ 470
534521	OFFICE EQUIPMENT	\$ 6,874
534528	EQUIP-VOICE COMMUNICATION	\$ 28,129
534530	OTHER DP EQUIPMENT	\$ 2,604
534534	PC/PRINTER EQUIPMENT	\$ 147,843

DHHS Utilization of Lapsed Salary Funding by Division and Account SFY 19-20

Account Title		Lapsed Salaries Expended
534535	SERVER EQUIPMENT	\$ 165,314
534713	PC SOFTWARE	\$ 51,996
535830	MEMBERSHIP DUES&SUBSCRIPT	\$ 3,800
535890	OTHER ADMIN EXPENSE	\$ 190
535900	OTHER EXPENSES	\$ 871
535940	COLLECTION COSTS	\$ 2,899
Division of Health Services Regulation Totals		\$ 2,607,713

Division of Vocational Rehabilitation		
531256	SPA TEACHING SUPP-UNDESIG	\$ 121.00
531413	OT PAY - UNDESIGNATED	\$ 2,183.00
531423	HOLIDAY PAY - UNDESIGNATD	\$ 1,670.00
531463	EPA&SPA-LONGVTY PAY-UNDES	\$ 45,463.00
531575	EMPLOYEE ASSISTANCE PROGR	\$ 4,808.00
531625	ST DISABIL-UNDESIG/UNIV	\$ 54,954.00
531631	WRKER COMP-MED PAYMENTS	\$ 521,166.00
532170	ADMIN SERVICES	\$ 2,127,647.00
Division of Vocational Rehabilitation Totals		\$ 2,758,012

**State Fiscal Year 2020-21
Report on the Use of Lapsed Salary**

North Carolina General Statute 120-208.4.(b)



**Report to
The Joint Legislative Oversight Committee on
Health and Human Services
and Fiscal Research Division**

**By
North Carolina Department of
Health and Human Services**

February 20, 2023

Introduction

North Carolina General Statute 120-208.4.(b) requires the Department of Health and Human Services (DHHS) to submit an annual report on the use of lapsed salary funds by each Division within the Department. For each Division, the report shall include the following information about the preceding State fiscal year:

- (1) The total amount of lapsed salary funds.
- (2) The number of full-time equivalent positions comprising the lapsed salary funds.
- (3) The Fund Code for each full-time equivalent position included in the number reported pursuant to subdivision (2) of this section.
- (4) The purposes for which the Department expended lapsed salary funds.

Lapsed salary is the dollar amount not expended for salary and associated benefits (social security, retirement, longevity, and medical insurance contributions) during the period in which a position is vacant within the course of the fiscal year because of the employee's separation, reassignment, leave or unpaid leave of absence. Lapsed salary can only be used for one-time, non-recurring expenditures. These funds may not be used to establish new permanent positions or to raise the salary of existing employees.

The majority of DHHS employees are in the Department's 14 state operated healthcare facilities. These facilities provide direct medical care 24 hours per day, 7 days per week. These medical, clinical and highly skilled positions are necessary for these facilities to provide required patient care also represent the hardest positions to fill and retain.

In state fiscal year 2020-2021, DHHS generated \$145.9M in lapsed salary; of this amount, \$109.4M was repurposed for under-budgeted line items. Of the \$109.4M that was repurposed, \$43.5M was from state appropriations and \$65.8M was from Departmental receipts. Not surprising based on the number of employees and challenges with recruitment and retention of staff, approximately 82% of the lapsed salary that was generated and repurposed was used within the budget code for the Division of State Operated Healthcare Facilities (DSOHF) and the Division of Mental Health Developmental Disabilities and Substance Abuse Services (DMHDDSAS). As delineated below, lapsed salary funds are primarily being used to cover other personnel- related costs that may have been under budgeted or, when positions take longer to be filled, that make it possible for the work of the agency to still be completed.

Summary of Primary Usage:

- Cost related to overtime pay, holiday pay and shift premium differential pay for DHHS permanent staff
- Workman's compensation costs
- Costs to cover temporary services for critical positions during the period that they are vacant (recruitment and hiring period)

- COVID related expenditures not funded by COVID Relief Fund or pending FEMA reimbursement (Hazard pay, surge staffing, PPE, etc.) in the state operated healthcare facilities
- Legal and administrative costs in support of DHHS programs and operations
- Mitigate chronic budgetary shortfalls within the Department

This report covers State Fiscal Year (SFY) **2020-2021**, the period **July 1, 2020 through June 30, 2021**. The report is organized into three sections:

- **Summary of Lapsed Salary Availability and Usage** which provides the total amount of lapsed salary for the period required and the number of full-time equivalent positions comprising the lapsed salary funds by Division
- **Attachment 1** which contains the fund code by division for each full- time equivalent position reported in the Summary
- **Attachment 2** which contains the purposes for which the Department expended lapsed salary funds by Division

Summary of DHHS Lapsed Salary Funding Availability and Usage SFY 20-21

Budget Code	Division	Total Lapsed Salary Available	Lapsed Salaries from Receipts	Lapsed Salaries from State Appropriations	Full Time Equivalent (FTE) Positions That Created Lapsed Salaries (1)	Total Lapsed Salary Usage (2)
14410	Central Administration	\$ 12,050,613	\$ 5,414,141	\$ 6,636,471	127.00	\$ 4,466,093
14411	Division of Aging and Adult Services	\$ 743,082	\$ 442,824	\$ 300,259	8.90	\$ 158,074
14420	Division of Child Development	\$ 1,241,292	\$ 1,076,245	\$ 165,047	33.73	\$ 327,660
14430	Division of Public Health	\$ 17,711,676	\$ 13,047,053	\$ 4,664,624	222.76	\$ 5,165,660
14440	Division of Social Services	\$ 3,863,619	\$ 2,207,404	\$ 1,656,215	51.44	\$ 604,814
14445	Division of Health Benefits	\$ 6,577,671	\$ 4,586,360	\$ 1,991,311	72.79	\$ 4,342,025
14450	Division of Services for the Blind, Deaf and Hard of Hearing	\$ 2,188,046	\$ 1,840,645	\$ 347,400	32.84	\$ 129,097
14460	Div. of Mental Health\DD\SAS\State Op. Health Care Facilities	\$ 89,081,851	\$ 52,958,101	\$ 36,123,749	1,310.37	\$ 89,081,851
14470	Division of Health Services Regulation	\$ 4,518,245	\$ 2,380,719	\$ 2,137,527	49.90	\$ 2,692,628
14480	Division of Vocational Rehabilitation	\$ 7,978,153	\$ 5,928,937	\$ 2,049,216	122.57	\$ 2,441,861
	Departmental Totals	\$ 145,954,248	\$ 89,882,430	\$ 56,071,818	2,032.31	\$ 109,409,763

1) FTE vacancies detailed at the Division and Fund Level are included on Attachment 1

Note: The total number of actual unique positions that generated the lapsed salaries totaled 4,995.

2) Lapsed salary usage by Division and Account is detailed on Attachment 2

DHHS Full Time Equivalent Positions That Created Lapsed Salaries By Division and Fund SFY 20-21

Fund	Fund Title	Full Time Equivalent Positions
Central Administration		
1119	Service Support - Administration	16.17
1120	Service Support - Central Management	11.72
1121	Service Support - Controller's Office	28.19
1122	DIRM - Information System Services	58.04
1124	NC Council on Developmental Disabilities	0.58
1126	Central Regional Maintenance - Dix	5.19
1127	Office of Program Evaluation, Reporting & Accountability	3.00
1129	Rural Health Services Administration	0.25
1162	Rural Health Recruitment and Retention	-
1169	Rural Health Infrastructure	2.29
1374	Low Income Drug and Medical Assistance	1.57
Central Administration Totals		127.00

Division of Aging and Adult Services		
1110	Service Support	3.44
1167	Emergency Shelter	0.33
1260	Outreach and Access - Aging	0.92
1270	Quality Improvement - Wellness and Health Promotion	0.73
1410	Case Management and Counseling	0.25
1451	Community Based Services and Supports	0.41
1452	Alzheimer's and Dementia Support Services Support	-
1454	Key Program	0.95
1480	Senior Community Services Employment Services	0.30
1510	Adult Protective Services and Guardianship	0.74
1550	Long Term Care - Ombudsman Services	0.50
1570	Special Assistance	0.33
Division of Aging and Adult Services Totals		8.90

Division of Child Development and Early Education		
1110	Administration	8.40
1151	Child Care Regulation	12.76
1152	Criminal Record Checks	0.82
1161	Child Care Capacity Bldg	7.67
1330	At-Risk Pre-K Services	1.92
1380	Subsidized Child Care	2.16
Division of Child Development and Early Education Totals		33.73

Fund	Fund Title	Full Time Equivalent Positions
Division of Public Health		
1110	Administration	14.56
1151	Forensic Tests for Alcohol	6.95
1152	Asbestos and Lead Based Paint - Hazzard Management	2.55
1153	Environmental Health	2.98
1161	PH Capacity Bldg	2.66
1171	Center for Hlth Stats	3.82
1172	Medical Examiner	7.05
1173	Vital Records	12.98
1174	Public Health Lab	28.49
1175	PH Surveillance	7.75
1261	PH Promotion	1.67
1262	Health Disparities	1.05
1264	PH Preparedness -Title needs to change-confusing	0.75
126C	Chronic Disease	2.00
1271	Child/Adult Prevention	8.91
1272	Child/Adult Nutrition	6.76
1311	HIV/STD Prevention	18.17
1312	Medical and Risk Assess	1.97
1313	Wisewoman	0.42
1320	Breast & Cervical Cancer	0.44
1331	Immunization	11.75
1332	Children Health Services	2.54
13A1	Maternal & Infant Hlth	7.89
13A2	WIC	6.95
13B0	Oral Health Services	6.23
1421	Sickle Cell - Adult	0.95
1441	Early Intervention	51.21
1460	Communicable Disease	3.09
14A0	Sickle Cell - Children	0.24
Division of Public Health Totals		222.76

Fund	Fund Title	Full Time Equivalent Positions
Division of Social Services		
1110	Administration	11.75
1160	Outrch & Ed-State Agency	3.08
1331	Fam Preservation&Support	2.33
1371	Child Support Enforcement	17.01
1372	Food And Nutrition Serv	3.12
1381	Refugee Cash&Social Serv	0.50
1384	Employment Benefits	3.00
1430	Child Protective Services	2.85
1481	Work First EmplmentServ	-
1482	Food & Nutr Employ&Trng	0.75
1531	Adoption Services	4.05
1532	Foster Care	3.00
Division of Social Services Totals		51.44
Division of Health Benefits		
1101	Medical Assistance Administration	49.94
1103	Health Information Technology	4.84
1104	Medicaid Transformation	18.00
Division of Medical Assistance\Health Choice Totals		72.79
Division of Services for the Blind, Deaf and Hard of Hearing		
1110	Administration	4.78
1261	Access and Outreach Deaf Community	1.66
1410	Ind Living Services	2.31
1420	Medical Eye Care Services	-
1451	Ind Living-Chore&Adjust	7.21
1452	Ind Living Rehab Services	0.98
1481	VR Employment	12.85
1482	Small Bus Employ	3.04
Division of Services for the Blind, Deaf and Hard of Hearing Totals		32.84

Fund	Fund Title	Full Time Equivalent Positions
Division of Mental Health\DD\SAS and State Operated Health Care Facilities		
1110	Administration	29.72
1271	General Sub Abuse Prev	0.50
1332	Children Health Services	0.50
1443	Comm Serv-Child FIPP	0.15
1463	Substance Abuse Services - TASC	4.57
1543	Central Reg Hosp-Child	6.76
1546	Wright School-Child	1.87
1561	Broughton Hosp-Adult	149.04
1562	Cherry Hosp-Adult	144.66
1563	Central Reg Hosp-Adult	192.77
1565	Caswell Dev Center	150.86
1566	Murdoch Dev Center	208.01
1567	Riddle Dev Center	47.67
156A	Longleaf NM Center	74.00
156B	Black Mt NM Center	77.62
156C	O'Berry NM Center	159.30
156D	Julian F Keith ADATC	18.89
156E	R J Blackley ADATC	25.92
156F	Walter B Jones ADATC	17.56
Division of Mental Health\DD\SAS and State Operated Health Care Facilities Totals		1,310.37

Division of Health Services Regulation		
1110	Administration	2.99
1151	Acute and Home Care Licensure and Certification	5.32
1152	Nursing Home and Adult Care Licensure and Certification	14.96
1153	Construction	7.60
1154	Nursing Home License Cert	3.80
1156	Mental Health Lic\Cert	7.89
1157	Radiation Protection	1.83
1161	Statewide Health Plan	0.60
1162	Hospital Preparedness	2.41
1163	Local Emergency Med Serv	2.48
Division of Health Services Regulation Totals		49.90

Fund	Fund Title	Full Time Equivalent Positions
Division of Vocational Rehabilitation		
1110	Administration	7.81
1261	Otrch & Access-VR IL	-
1452	Ind Living Rehab	9.18
1470	Assist Technology Equip	2.16
1480	Vocational Rehabilitation - Employment Services	103.41
Division of Vocational Rehabilitation Totals		122.57

DHHS Utilization of Lapsed Salary Funding by Division and Account SFY 20-21

Account Title		Lapsed Salaries Expended
Central Administration		
531413	OT PAY - UNDESIGNATED	\$ 62,987
531421	HOLIDAY PAY - APPRO	\$ 2,101
531422	HOLIDAY PAY - RECEIPTS	\$ 387
531423	HOLIDAY PAY - UNDESIGNATD	\$ 30,061
531433	SHIFT PREM PAY - UNDESIG	\$ 23,729
531443	CALLBK/STBY PREM PAY-UNDE	\$ 20,454
531462	EPA&SPA-LONGVTY PAY-REC	\$ 18,318
531463	EPA&SPA-LONGVTY PAY-UNDES	\$ 106,036
531473	BONUS-INCENTIVE PAY-UNDES	\$ 2,000
531625	ST DISABIL-UNDESIG/UNIV	\$ 57,909
531627	ST DISABILITY PMT-APPROP	\$ 1,379
531631	WRKER COMP-MED PAYMENTS	\$ 87,474
531663	TAX EMP REIMB/ALLOW-UNDES	\$ 20
532110	LEGAL SERVICES	\$ 142,812
532120	FINAN/AUDIT SERVICES	\$ 1,217
532140	OTH INFORMATION TECH SVCS	\$ 74,113
532148	APPLICATION DEVELOPMENT	\$ 74,227
532170	ADMIN SERVICES	\$ 1,534,648
532184	JANITORIAL SER AGREEMENT	\$ 21,500
532199	MISC CONTRACTUAL SERVICES	\$ 473,430
532210	ENRG SER -ELECTRICAL	\$ 13,678
532220	ENRG SER -NAT.GAS/PROPANE	\$ 781
532230	ENRG SER -WATER & SEWER	\$ 676
532333	REPAIRS-OTHER EQUIPMENT	\$ 10,000
532430	MAINT AGREEMENT-EQUIP	\$ 4,417
532449	MAINT AGREE-SERVER SOFTWR	\$ 15,134
532512	SOCIAL SEC CONTRIB-RECPTS	\$ 20,950
532521	RENT/LEASE-MOTOR VEHICLES	\$ 8,000
532714	TRANSP-GRND - IN STATE	\$ 1,521
532732	BD/NON-EMPLOYEE SUBSIS	\$ 100
532811	TELEPHONE SERVICE	\$ 82,332
532812	TELECOMMUN DATA CHRG	\$ 20,952
532814	CELLULAR PHONE SERVICES	\$ 4,063
532817	INTERNET SERV PROV CHARGE	\$ 1,000
532826	SOFTWARE SUBSCRIPTIONS	\$ 32
532840	POSTAGE, FREIGHT & DELIV	\$ 6,000
532850	PRINT,BIND,DUPLICATE	\$ 79,947
532860	ADVERTISING	\$ 1,755
532913	LIABILITY INSURANCE	\$ 4,000
533110	GENERAL OFFICE SUPPLIES	\$ 90,115
533120	DATA PROCESSING SUPPLIES	\$ 13,810

DHHS Utilization of Lapsed Salary Funding by Division and Account SFY 20-21

Account Title		Lapsed Salaries Expended
533130	PHOTOGRAPHIC SUPPLIES	\$ 2,000
533240	CARPENTRY & HARDWARE SUPP	\$ 16,103
533510	CLOTHING & UNIFORMS	\$ 10,000
534534	PC/PRINTER EQUIPMENT	\$ 183,923
534539	OTHER EQUIPMENT	\$ 2,150
534549	OTHER MOTORIZED VEHICLES	\$ 1,000
534713	PC SOFTWARE	\$ 18,202
534714	SERVER SOFTWARE	\$ 2,000
535120	LICENSES & PERMIT COSTS	\$ 500
535830	MEMBERSHIP DUES&SUBSCRIPT	\$ 20,346
535890	OTHER ADMIN EXPENSE	\$ 514,353
53800B	ENCUMBRNC CARRYFWD	\$ 581,451
Central Administration Totals		\$ 4,466,093

Division of Aging and Adult Services		
531413	OT PAY - UNDESIGNATED	\$ 27,671
531421	HOLIDAY PAY - APPRO	\$ 109
531423	HOLIDAY PAY - UNDESIGNATD	\$ 772
531461	EPA&SPA-LONGVTY PAY-APPRO	\$ 6,305
531463	EPA&SPA-LONGVTY PAY-UNDES	\$ 9,165
531511	SOCIAL SEC CONTRIB-APPRO	\$ 78
531575	EMPLOYEE ASSISTANCE PROGR	\$ 360
532170	ADMIN SERVICES	\$ 81,414
532814	CELLULAR PHONE SERVICES	\$ 3,700
533120	DATA PROCESSING SUPPLIES	\$ 4,000
534534	PC/PRINTER EQUIPMENT	\$ 24,500
Division of Aging and Adult Services Totals		\$ 158,074

Division of Child Development		
531411	OT PAY - APPROPRIATED	\$ 25
531412	OT PAY - RECEIPTS	\$ 374
531422	HOLIDAY PAY - RECEIPTS	\$ 982
531423	HOLIDAY PAY - UNDESIGNATD	\$ 244
531461	EPA&SPA-LONGVTY PAY-APPRO	\$ 340
531462	EPA&SPA-LONGVTY PAY-REC	\$ 18,355
531463	EPA&SPA-LONGVTY PAY-UNDES	\$ 34,566
531562	MED INS CONTRIB-RECPTS	\$ 2,699
531575	EMPLOYEE ASSISTANCE PROGR	\$ 618
531631	WRKER COMP-MED PAYMENTS	\$ 62,173
532170	ADMIN SERVICES	\$ 194,760
53800B	ENCUMBRNC CARRYFWD	\$ 12,524
Division of Child Development Totals		\$ 327,660

DHHS Utilization of Lapsed Salary Funding by Division and Account SFY 20-21

Account Title		Lapsed Salaries Expended
Division of Public Health		
531411	OT PAY - APPROPRIATED	\$ 23,697
531412	OT PAY - RECEIPTS	\$ 73,696
531413	OT PAY - UNDESIGNATED	\$ 51,750
531421	HOLIDAY PAY - APPRO	\$ 21,711
531422	HOLIDAY PAY - RECEIPTS	\$ 32,947
531423	HOLIDAY PAY - UNDESIGNATD	\$ 21,806
531441	CALLBK/STBY PREM PAY-APPR	\$ 23,860
531442	CALLBK/STBY PREM PAY-RECT	\$ 26,504
531443	CALLBK/STBY PREM PAY-UNDE	\$ 1,713
531461	EPA&SPA-LONGVTY PAY-APPR	\$ 17,260
531462	EPA&SPA-LONGVTY PAY-REC	\$ 184,466
531463	EPA&SPA-LONGVTY PAY-UNDES	\$ 61,149
531472	BONUS-INCENTIVE PAY-RECPT	\$ 426
531625	ST DISABIL-UNDESIG/UNIV	\$ 1,375
531628	ST DISABILITY PMT-RECEIPT	\$ 103,567
531631	WRKER COMP-MED PAYMENTS	\$ 118,785
531651	COMPENSATION TO BOARD MEM	\$ 150
532131	HOSPITAL PROVIDED MED SER	\$ 523,053
532140	OTH INFORMATION TECH SVCS	\$ 13,850
532150	ACADEMIC SERVICES	\$ 16,499
532170	ADMIN SERVICES	\$ 1,766,696
532181	FOOD SER AGREEMENT	\$ 19
532184	JANITORIAL SER AGREEMENT	\$ 15,000
532193	TRANSPORTATION SVCS	\$ 56,674
532199	MISC CONTRACTUAL SERVICE	\$ 496,612
532210	ENRG SER -ELECTRICAL	\$ 9,500
532230	ENRG SER -WATER & SEWER	\$ 95
532310	REPAIRS-BUILDINGS	\$ 6,840
532430	MAINT AGREEMENT-EQUIP	\$ 2,000
532512	RENT/LEASE-BLDINGS/OFFIC	\$ 591,755
532513	RENT/LEASE-OTH FACILITIES	\$ 9,912
532521	RENT/LEASE-MOTOR VEHICLE	\$ 57,073
532524	RENT/LEASE-GEN OFF EQUIP	\$ 18,100
532590	RENT/LEASE OTHER PROPERT	\$ 200
532712	TRANS AIR-OUT STATE,IN U	\$ 200
532714	TRANSP-GRND - IN STATE	\$ 700
532715	TRANS GRND-OUT STA,IN US	\$ 1,100
532717	TRANSP OTHER - IN STATE	\$ 200
532718	TRANS OTH-OUTSTATE, IN U	\$ 2,224
532721	LODGING - IN STATE	\$ 5,810

DHHS Utilization of Lapsed Salary Funding by Division and Account SFY 20-21

Account Title		Lapsed Salaries Expended
532722	LODGING-OUT STATE, IN US	\$ 100
532724	MEALS - IN STATE	\$ 300
532725	MEALS-OUT OF STATE,IN US	\$ 1,310
532727	MISC - IN STATE	\$ 50
532728	MISC - OUT STATE, IN US	\$ 3,410
532811	TELEPHONE SERVICE	\$ 15,828
532812	TELECOMMUN DATA CHRG	\$ 8,961
532814	CELLULAR PHONE SERVICES	\$ 138,697
532818	DATA WIRING SVC CHRG	\$ 8,390
532826	SOFTWARE SUBSCRIPTIONS	\$ 25,000
532827	ELECTRONIC SERVICES	\$ 9,018
532840	POSTAGE, FREIGHT & DELIV	\$ 69,638
532850	PRINT,BIND,DUPLICATE	\$ 59,074
532913	LIABILITY INSURANCE	\$ 33,484
532930	REGISTRATION FEES	\$ 7,800
532941	EMP EDUCATION ASSIST PROG	\$ 500
532942	OTHER EMP EDUCATIONAL EX	\$ 2,001
533110	GENERAL OFFICE SUPPLIES	\$ 6,200
533120	DATA PROCESSING SUPPLIES	\$ 1,129
533210	JANITORIAL SUPPLIES	\$ 400
533310	GASOLINE	\$ 8,300
533510	CLOTHING & UNIFORMS	\$ 6,451
533520	RECREATIONAL SUPPLIES	\$ 9,327
533630	DENTAL SUPPLIES	\$ 3,393
533690	OTHER MED/PHARM SUPPLIES	\$ 100
533710	SCIENTIFIC SUPPLIES	\$ 19,891
533720	EDUCATIONAL SUPPLIES	\$ 2,300
533900	OTHER MATERIALS & SUPP	\$ 1,000
534511	FURN-OFFICE	\$ 30,000
534521	OFFICE EQUIPMENT	\$ 7,418
534523	EQUIP-SCIENTIFIC/MEDICAL	\$ 45,953
534528	EQUIP-VOICE COMMUNICATION	\$ 11,550
534534	PC/PRINTER EQUIPMENT	\$ 54,941
534539	OTHER EQUIPMENT	\$ 30,000
534730	EXTERNAL DEVELOP SOFTWARE	\$ 33,573
535111	LEGAL SETTLEMENTS	\$ 106,980
535830	MEMBERSHIP DUES&SUBSCRIP	\$ 300
535840	SERVICE & OTHER AWARDS	\$ 565
535890	OTHER ADMIN EXPENSE	\$ 17,200
535900	OTHER EXPENSES	\$ 154
536267	GO CR HIGHER EDUCATION	\$ 26,000
Division of Public Health Totals		\$ 5,165,660

DHHS Utilization of Lapsed Salary Funding by Division and Account SFY 20-21

Account Title		Lapsed Salaries Expended
Division of Social Services		
531413	OT PAY - UNDESIGNATED	\$ 7,102
531423	HOLIDAY PAY - UNDESIGNATD	\$ 10,605
531433	SHIFT PREM PAY - UNDESIG	\$ 18,583
531463	EPA&SPA-LONGVTY PAY-UNDES	\$ 59,515
531575	EMPLOYEE ASSISTANCE PROGR	\$ 344
531625	ST DISABIL-UNDESIG/UNIV	\$ 14,188
531631	WRKER COMP-MED PAYMENTS	\$ 69,766
532170	ADMIN SERVICES	\$ 266,895
532850	PRINT,BIND,DUPLICATE	\$ 1,370
53800B	ENCUMBRNC CARRYFWD	\$ 156,446
Division of Social Services Totals		\$ 604,814
Division of Health Benefits		
531413	OT PAY - UNDESIGNATED	\$ 35,661
531417	CDE MAND PREM PAY-UNDESIG	\$ 58,857
531423	HOLIDAY PAY - UNDESIGNATD	\$ 9,062
531433	SHIFT PREM PAY - UNDESIG	\$ 8
531463	EPA&SPA-LONGVTY PAY-UNDES	\$ 14,865
531631	WRKER COMP-MED PAYMENTS	\$ 7,827
532120	FINAN/AUDIT SERVICES	\$ 241,277
532140	OTH INFORMATION TECH SVCS	\$ 1,224,263
532170	ADMIN SERVICES	\$ 486,953
532199	MISC CONTRACTUAL SERVICES	\$ 2,062,447
532524	RENT/LEASE-GEN OFF EQUIP	\$ 162,910
532813	TELECONFERENCE CHARGES	\$ 22,502
533210	JANITORIAL SUPPLIES	\$ 393
535111	LEGAL SETTLEMENTS	\$ 15,000
Division of Health Benefits Totals		\$ 4,342,025
Division of Services for the Blind, Deaf and Hard of Hearing		
531412	OT PAY - RECEIPTS	\$ 3,092
531413	OT PAY - UNDESIGNATED	\$ 1,742
531422	HOLIDAY PAY - RECEIPTS	\$ 554
531423	HOLIDAY PAY - UNDESIGNATD	\$ 4,359
531433	SHIFT PREM PAY - UNDESIG	\$ 29,707
531462	EPA&SPA-LONGVTY PAY-REC	\$ 1,500
531463	EPA&SPA-LONGVTY PAY-UNDES	\$ 9,997
531575	EMPLOYEE ASSISTANCE PROGR	\$ 1,081
531625	ST DISABIL-UNDESIG/UNIV	\$ 34,359
531631	WRKER COMP-MED PAYMENTS	\$ 2,800
532170	ADMIN SERVICES	\$ 39,906
Division of Services for the Blind, Deaf and Hard of Hearing Totals		\$ 129,097

DHHS Utilization of Lapsed Salary Funding by Division and Account SFY 20-21

Account Title		Lapsed Salaries Expended
Division of Mental Health\DD\SAS and State Operated Facilities		
531254	SPA TEACHING SUPPL-APPROP	\$ 55,120
531255	SPA TEACHING SUPP-RECEIPT	\$ 149,153
531311	REG(N S) TEMP WAGES-APPR	\$ 5
531312	REG(N S) TEMP WAGES-RECPT	\$ 1,559
531411	OT PAY - APPROPRIATED	\$ 14,371,221
531412	OT PAY - RECEIPTS	\$ 8,531,731
531413	OT PAY - UNDESIGNATED	\$ 60
531414	CDE MAND PREM PAY-APPROPR	\$ 2,796,493
531415	CDE MAND PREM PAY-RECEIPT	\$ 14,544,078
531421	HOLIDAY PAY - APPRO	\$ 1,033,699
531422	HOLIDAY PAY - RECEIPTS	\$ 1,954,415
531423	HOLIDAY PAY - UNDESIGNATD	\$ 4,026
531431	SHIFT PREM PAY - APPRO	\$ 5,062,783
531432	SHIFT PREM PAY - RECEIPTS	\$ 11,025,935
531441	CALLBK/STBY PREM PAY-APPR	\$ 79,455
531442	CALLBK/STBY PREM PAY-RECT	\$ 257,546
531451	DUAL EMPL WAGES - APPRO	\$ 1,123
531452	DUAL EMPL WAGES - RECPTS	\$ 28,186
531461	EPA&SPA-LONGVTY PAY-APPRO	\$ 215,304
531462	EPA&SPA-LONGVTY PAY-REC	\$ 1,802,864
531463	EPA&SPA-LONGVTY PAY-UNDES	\$ 112,176
531472	BONUS-INCENTIVE PAY-RECPT	\$ 14,000
531484	FACILITY HIGH NEED SUP	\$ 209
531627	ST DISABILITY PMT-APPROP	\$ 240,671
531628	ST DISABILITY PMT-RECEIPT	\$ 430,778
531631	WRKER COMP-MED PAYMENTS	\$ 1,986,431
531642	THERAPEUTIC WAGES	\$ 1,247
532110	LEGAL SERVICES	\$ 167,970
532131	HOSPITAL PROVIDED MED SERV	\$ 956,064
532132	OTHER PROVIDED MED SER	\$ 10,861,212
532135	SUBSTANCE USE SERVICES	\$ 48,374
532140	OTH INFORMATION TECH SVCS	\$ 1,074,887
532170	ADMIN SERVICES	\$ 3,997,404
532181	FOOD SER AGREEMENT	\$ 191,448
532182	LAUNDRY SER AGREEMENT	\$ 524,148
532183	LABORATORY SER AGREEMENT	\$ 33,175
532185	WASTE REM/RECY SER AGREEM	\$ 44,735
532186	SECURITY SERVICE AGREE	\$ 45,000
532187	PEST CONTROL AGREEMENT	\$ 1,463
532199	MISC CONTRACTUAL SERVICES	\$ 1,363,314

DHHS Utilization of Lapsed Salary Funding by Division and Account SFY 20-21

Account Title		Lapsed Salaries Expended
532210	ENRG SER -ELECTRICAL	\$ 108,821
532220	ENRG SER-COMMERCIAL FUEL	\$ 179,139
532310	REPAIRS-BUILDINGS	\$ 41,234
532333	REPAIRS-OTHER EQUIPMENT	\$ 6,970
532390	REPAIRS-OTHER	\$ 2,000
532430	MAINT AGREEMENT-EQUIP	\$ 35,024
532441	MAINT AGRMT-OTHER SOFTWRE	\$ 738,394
532449	MAINT AGREE-SERVER SOFTWR	\$ 316,646
532490	MAINT AGREEMENT-OTHER	\$ 106,586
532512	RENT/LEASE-BLDINGS/OFFICE	\$ 9,556
532524	RENT/LEASE-GEN OFF EQUIP	\$ 243,185
532535	RENT/LEASE-SERVER EQUIP	\$ 3,830
532590	RENT/LEASE OTHER PROPERTY	\$ 34,105
532714	TRANSP-GRND - IN STATE	\$ 11,071
532721	LODGING - IN STATE	\$ 302
532731	BD/NON-EMPLOYEE TRANSP	\$ 4,831
532811	TELEPHONE SERVICE	\$ 232,233
532812	TELECOMMUN DATA CHRG	\$ 10,713
532826	SOFTWARE SUBSCRIPTIONS	\$ 26
532840	POSTAGE, FREIGHT & DELIV	\$ 2,394
532870	CABLE TV	\$ 33,240
532911	PROPERTY-INSURANCE	\$ 251
532913	LIABILITY INSURANCE	\$ 63,448
532930	REGISTRATION FEES	\$ 4,500
532942	OTHER EMP EDUCATIONAL EXP	\$ 800
533150	SECURITY & SAFETY SUPP	\$ 33,004
533220	BEDDING & TEXTILE PROD	\$ 806
533240	CARPENTRY & HARDWARE SUPP	\$ 68
533290	OTHER FACILITY & HARDWARE	\$ 537
533310	GASOLINE	\$ 1
533330	OIL, LUBRICANTS, FLUIDS	\$ 172
533350	MOTOR VEH REPLCEMNT PARTS	\$ 3,614
533410	FOOD SUPPLIES	\$ 31,178
533510	CLOTHING & UNIFORMS	\$ 8,206
533520	RECREATIONAL SUPPLIES	\$ 723
533610	DRUG SUPPLIES	\$ 34,261
533690	OTHER MED/PHARM SUPPLIES	\$ 93,094
533720	EDUCATIONAL SUPPLIES	\$ 40,996
533900	OTHER MATERIALS & SUPP	\$ 75,677
534511	FURN-OFFICE	\$ 979
534533	LAN EQUIPMENT	\$ 64
534534	PC/PRINTER EQUIPMENT	\$ 1

DHHS Utilization of Lapsed Salary Funding by Division and Account SFY 20-21

Account Title		Lapsed Salaries Expended
534541	AUTOS, TRUCKS, & BUSES	\$ 689,297
534714	SERVER SOFTWARE	\$ 3,118
535120	LICENSES & PERMIT COSTS	\$ 21,891
535232	LEO SEPARATION ALLOWANCE	\$ 31,872
535313	CAPITAL LEASE PRIN PAY	\$ 20,794
535323	CAPITAL LEASE INT PAY	\$ 12
535830	MEMBERSHIP DUES&SUBSCRIPT	\$ 12,658
535840	SERVICE & OTHER AWARDS	\$ 6,005
535900	OTHER EXPENSES	\$ 1,632,744
536968	CONTRACTS-MH/DD/SAS	\$ 23,743
536C00	NGO FIN ASSIT CON MHDDSA	\$ 117,575
Division of Mental Health\DD\SAS and State Operated Faculties To		\$ 89,081,851

Division of Health Services Regulation		
531313	REG(N S) TEMP WAGES-UNDES	\$ 384
531411	OT PAY - APPROPRIATED	\$ 2,897
531412	OT PAY - RECEIPTS	\$ 2,682
531413	OT PAY - UNDESIGNATED	\$ 8,790
531422	HOLIDAY PAY - RECEIPTS	\$ 2,249
531423	HOLIDAY PAY - UNDESIGNATD	\$ 4,116
531461	EPA&SPA-LONGVTY PAY-APPRO	\$ 8,775
531462	EPA&SPA-LONGVTY PAY-REC	\$ 17,404
531463	EPA&SPA-LONGVTY PAY-UNDES	\$ 112,328
531575	EMPLOYEE ASSISTANCE PROGR	\$ 1,792
531625	ST DISABIL-UNDESIG/UNIV	\$ 57,986
531627	ST DISABILITY PMT-APPROP	\$ 1,956
531628	ST DISABILITY PMT-RECEIPT	\$ 5,709
531631	WRKER COMP-MED PAYMENTS	\$ 6,403
532110	LEGAL SERVICES	\$ 462,604
532140	OTH INFORMATION TECH SVCS	\$ 87,899
532170	ADMIN SERVICES	\$ 103,646
532185	WASTE REM/RECY SER AGREEM	\$ 463
532199	MISC CONTRACTUAL SERVICES	\$ 121,998
532331	REPAIRS-MOTOR VEHICLES	\$ 50
532333	REPAIRS-OTHER EQUIPMENT	\$ 4,654
532490	MAINT AGREEMENT-OTHER	\$ 3,039
532521	RENT/LEASE-MOTOR VEHICLES	\$ 139,333
532524	RENT/LEASE-GEN OFF EQUIP	\$ 300
532712	TRANS AIR-OUT STATE,IN US	\$ 7,464
532714	TRANSP-GRND - IN STATE	\$ 279,318
532721	LODGING - IN STATE	\$ 75,706
532724	MEALS - IN STATE	\$ 103,650

DHHS Utilization of Lapsed Salary Funding by Division and Account SFY 20-21

Account Title		Lapsed Salaries Expended
532727	MISC - IN STATE	\$ 50
532811	TELEPHONE SERVICE	\$ 19,282
532813	TELECONFERENCE CHARGES	\$ 500
532814	CELLULAR PHONE SERVICES	\$ 4,850
532817	INTERNET SERV PROV CHARGE	\$ 25,734
532819	TELEPHONE WIRING SVC CHRG	\$ 4
532823	AUTHENTIC & AUTHORIZ SVCS	\$ 3,688
532840	POSTAGE, FREIGHT & DELIV	\$ 32,993
532850	PRINT,BIND,DUPLICATE	\$ 5,058
532930	REGISTRATION FEES	\$ 6,000
533110	GENERAL OFFICE SUPPLIES	\$ 10,420
533120	DATA PROCESSING SUPPLIES	\$ 8,031
533210	JANITORIAL SUPPLIES	\$ 1,659
533310	GASOLINE	\$ 8,696
533690	OTHER MED/PHARM SUPPLIES	\$ 100
533900	OTHER MATERIALS & SUPP	\$ 386
534521	OFFICE EQUIPMENT	\$ 3,500
534534	PC/PRINTER EQUIPMENT	\$ 235,815
534535	SERVER EQUIPMENT	\$ 138,757
534539	OTHER EQUIPMENT	\$ 135,551
534713	PC SOFTWARE	\$ 122,694
535940	COLLECTION COSTS	\$ 21,133
53800B	ENCUMBRNC CARRYFWD	\$ 284,132
Division of Health Services Regulation Totals		\$ 2,692,628

Division of Vocational Rehabilitation		
531413	OT PAY - UNDESIGNATED	\$ 4,127
531423	HOLIDAY PAY - UNDESIGNATD	\$ 3,323
531463	EPA&SPA-LONGVTY PAY-UNDES	\$ 101,444
531563	MED INS CONTRIB-UNDES	\$ 111
531575	EMPLOYEE ASSISTANCE PROGR	\$ 3,035
531625	ST DISABIL-UNDESIG/UNIV	\$ 53,788
531631	WRKER COMP-MED PAYMENTS	\$ 542,157
532170	ADMIN SERVICES	\$ 1,712,889
53800B	ENCUMBRNC CARRYFWD	\$ 20,987
Division of Vocational Rehabilitation Totals		\$ 2,441,861