

Permit Fees - State Comparison

North Carolina Department of Environmental Quality

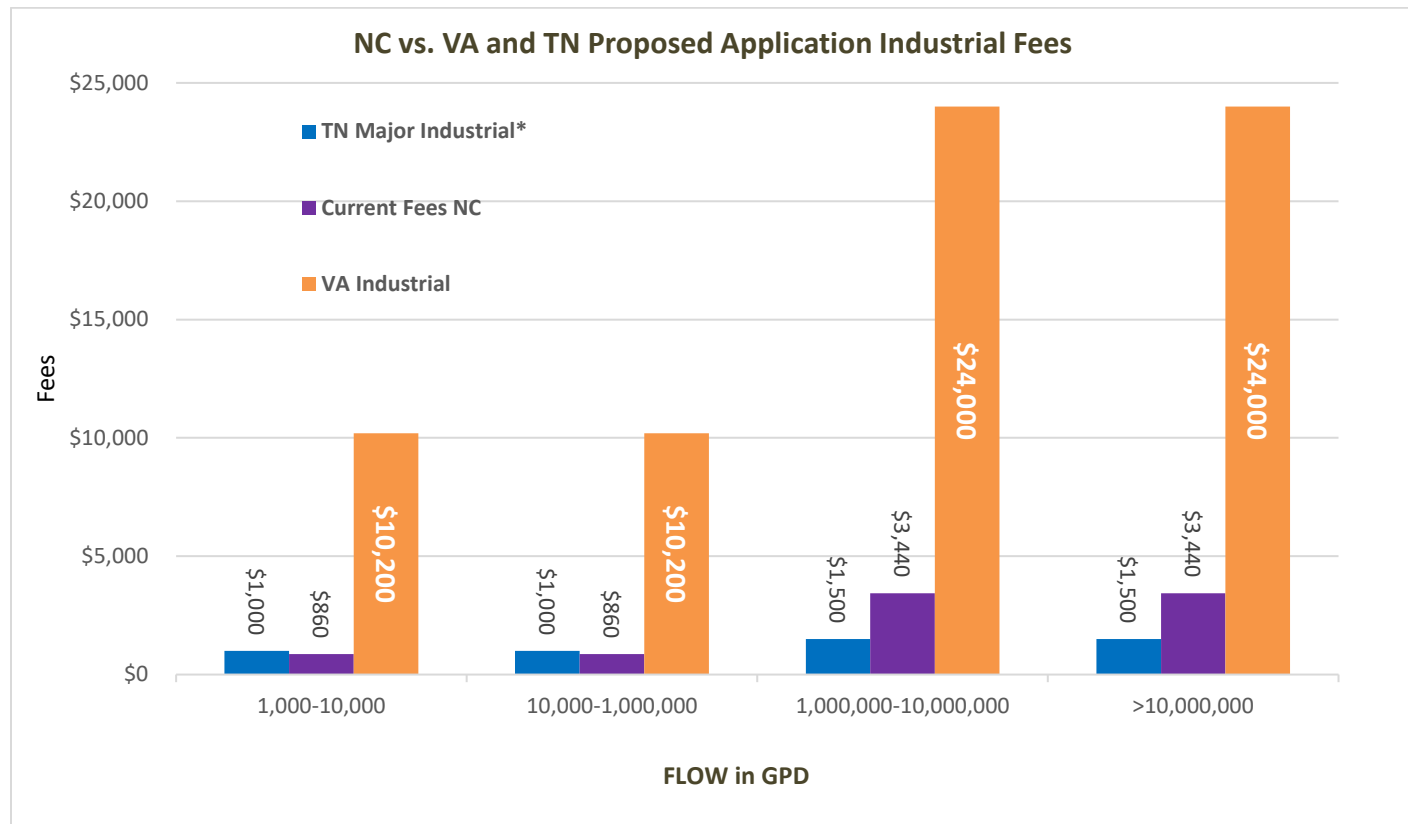
Updated 2019

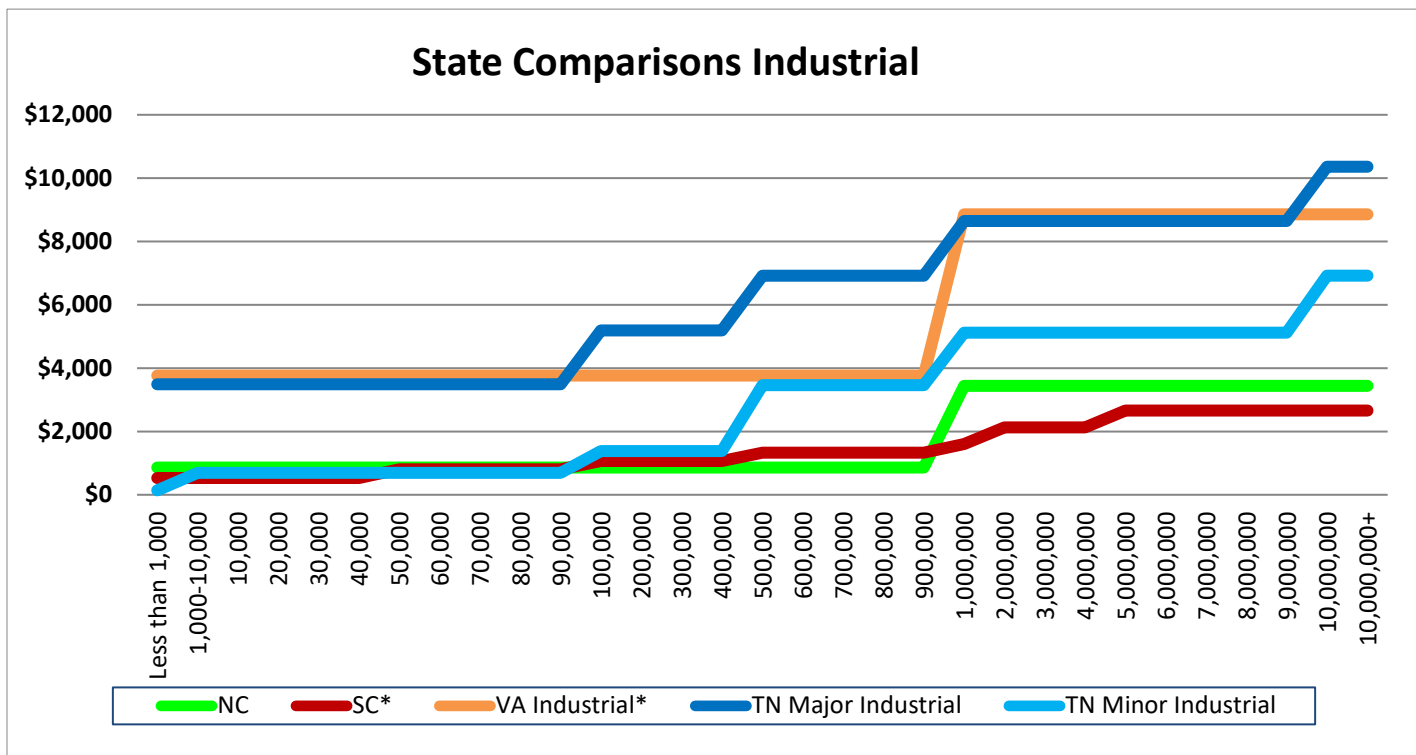
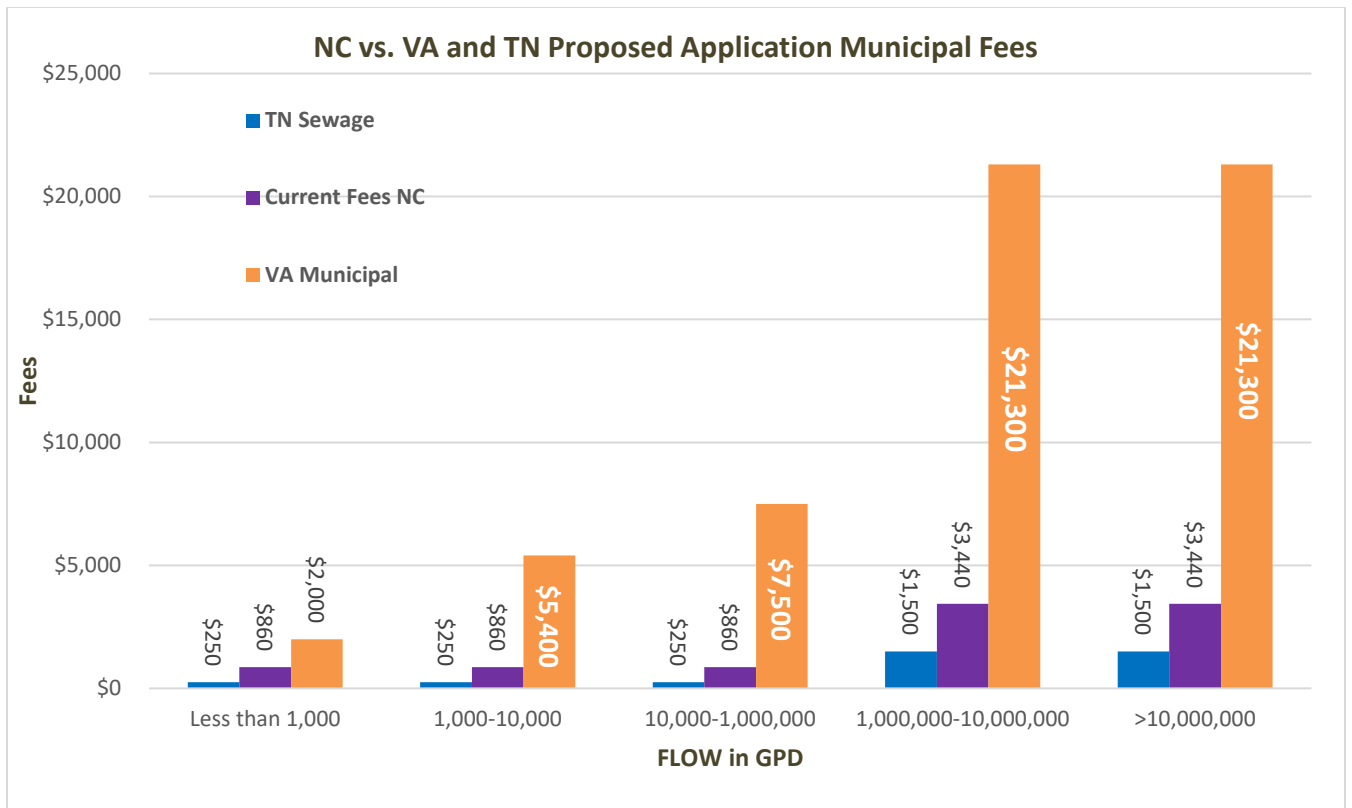
NPDES

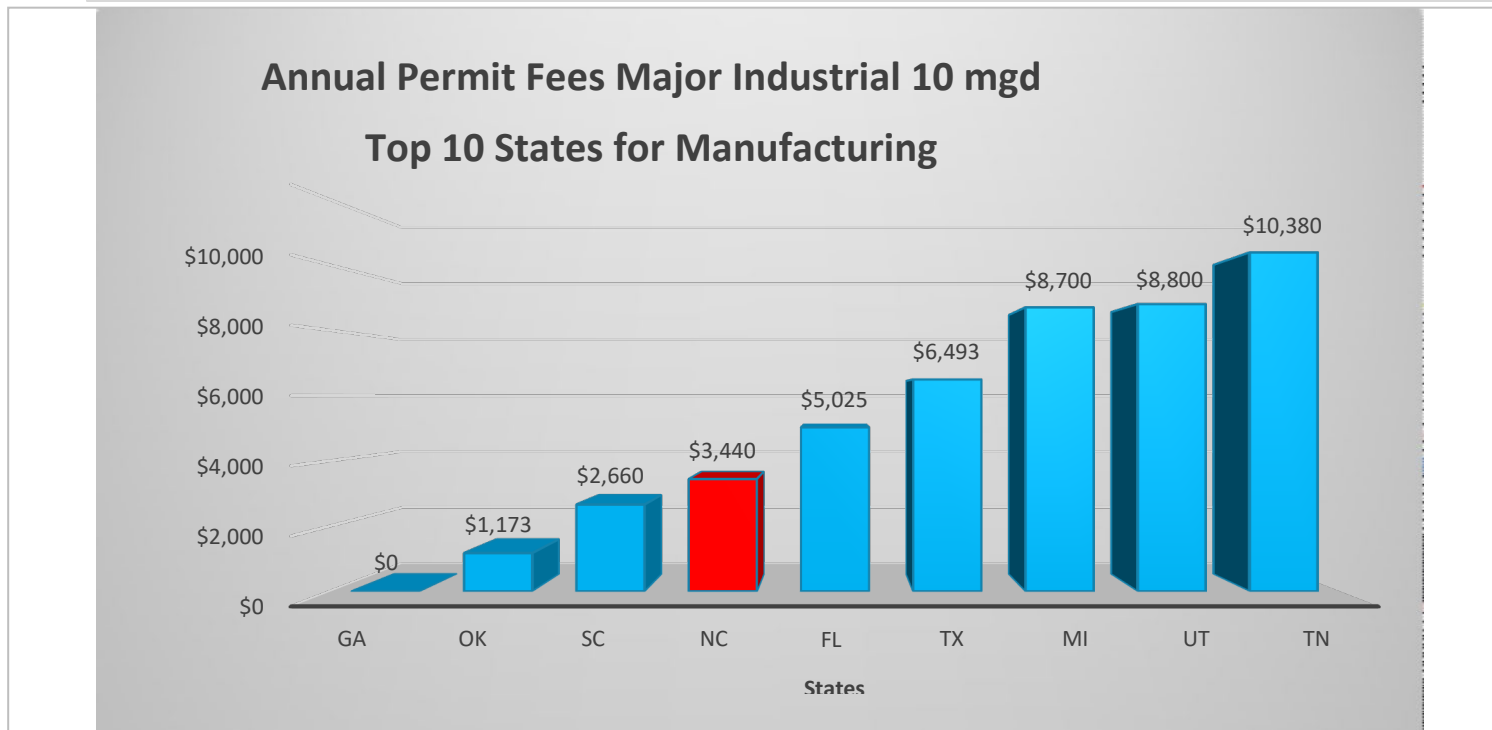
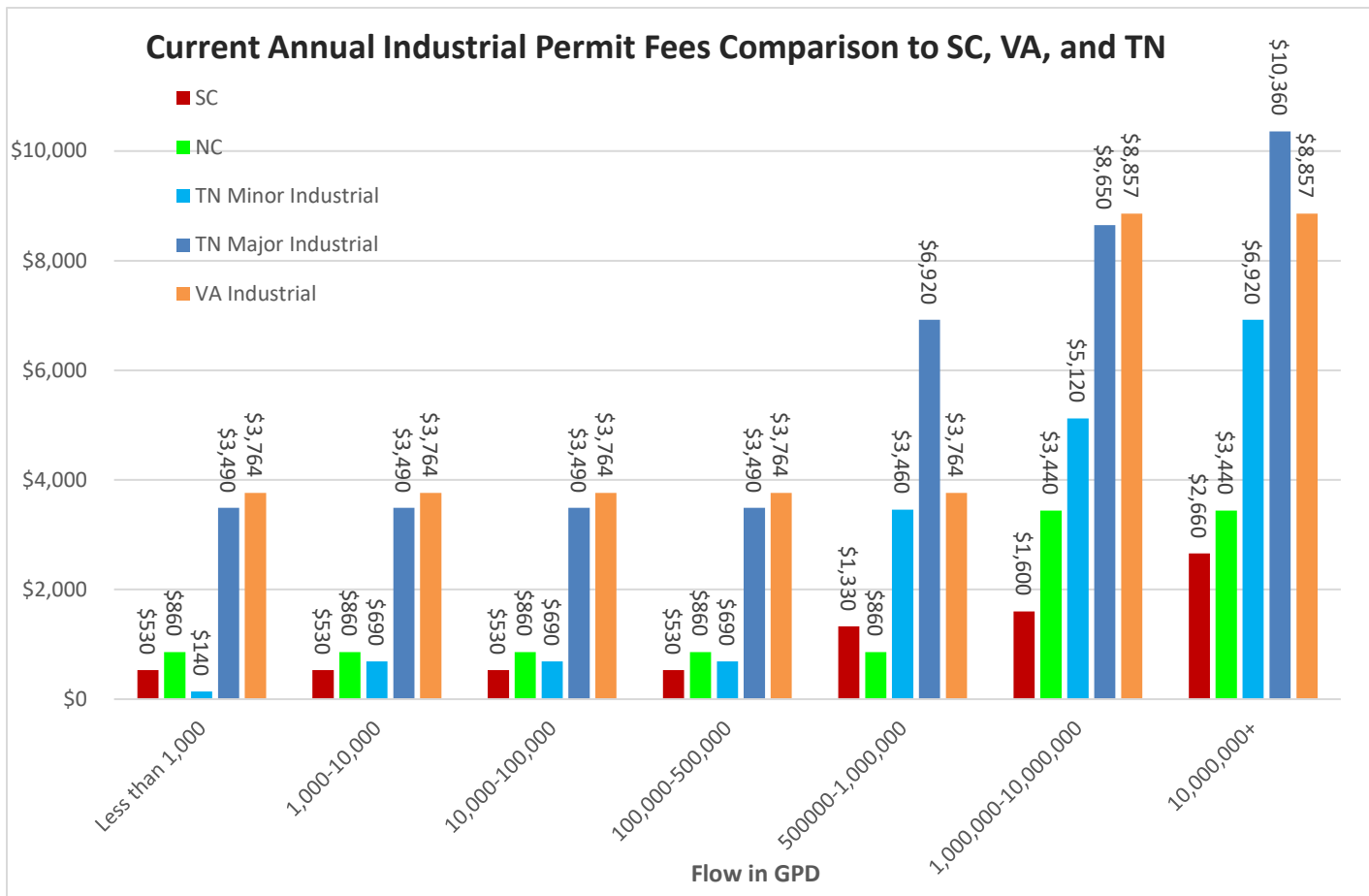
Permit fees in North Carolina were compared to permit fees in the three bordering states: South Carolina, Tennessee, and Virginia. This comparison helped us to gauge if the fees in North Carolina are on par with neighboring and EPA region 4 states. Overall, North Carolina currently charges more than South Carolina for permit fees, but much less than both Tennessee and Virginia. It is important to note that South Carolina has a smaller population and is less industrialized as North Carolina, which might account for the smaller fees in that state.

Virginia's permit fees are much higher and are intended to cover the full implementation of the program. VA fees include the costs associated with plan review, registration statement review, permit issuance, state-coverage verification, inspections, reporting, database management, administrative charges, and compliance activities associated with the land-disturbing activities as well as for program oversight costs.

Currently, NC does not charge any additional initial application fees, other than the cost of the first annual fee.







Other considerations in determining fees are North Carolina's current population growth and status as a top manufacturing state. Increased population means a greater demand for water and its uses in every sector of our state, which results in an increase in permit applications and renewals each year. Increases in the number of people per capita creates a greater potential for contamination of waterbodies, as well as increased waste entering wastewater systems, which results in a greater potential for litigation as well. The increased population and growth in North Carolina today create a greater responsibility of NCDEQ to ensure the health and safety of North Carolina's citizens and the environment.

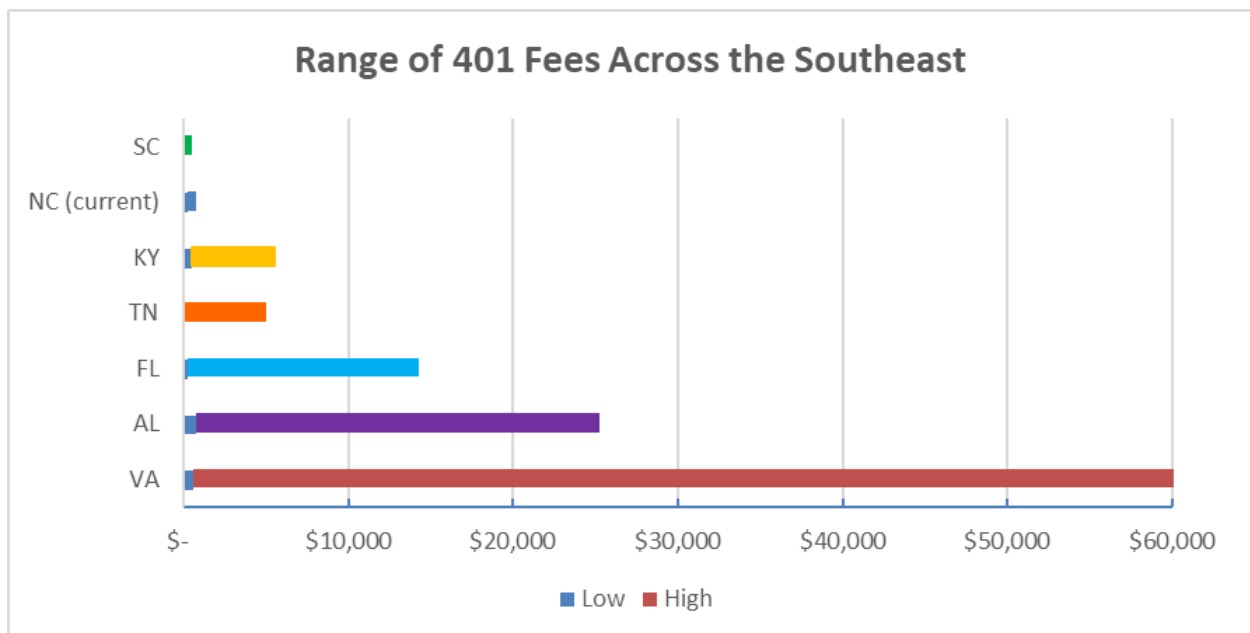
Best & Worst States for Bus.			
State	Nat'l Mfg. Rank	Ranking	Manufacturers in the State
North Carolina	1.	3	IBM, Daimler Trucks, Goodyear, Lenovo, Ingersoll Rand
Florida	2.	2	3M Electronic Monitoring, Polaris, Pall Aeropower, LGL Group
Georgia	3.	8	Frigidaire, Bridgestone Golf, Georgia Pacific, Gulfstream
Texas	4.	1	Lockheed Martin, ExxonMobil, Tyson Meats, Dow, Texas Instruments
Indiana	5.	5	Cummins, Eli Lilly, Rolls-Royce, Roche Diagnostic, ConAgra, Raytheon, Nestle
Tennessee	6.	4	Electrolux, Volkswagen, Nissan, Eastman Chemical, Boeing
Michigan	7.	40	General Motors, Ford, Chrysler, Dow, Johnson Controls
South Carolina	8.	7	AccuTrex, BASF, Boeing, BP, Bridgestone Tires, Cummins
Oklahoma	9.	18	York International, Classic Sportswear, Bridgestone Firestone, Autocraft, Kerr-McGee
Utah	10.	16	Black Diamond, Liberty Safe, Skullcandy, Skycraft Airplanes, Thiokol

Source: <https://chiefexecutive.net/the-top-10-states-for-manufacturing> and <https://chiefexecutive.net/2016-best-and-worst-states-for-business>

* Based on Top 10 States for Manufacturing from 2016 Site Selection list by Chief Executive

401 Buffers

In a comparison with several southeastern states, for 401 fees, North Carolina is above South Carolina but falls below Kentucky, Tennessee, Florida, Alabama, and Virginia.



Pretreatment

North Carolina Proposed Pretreatment Fees

Type of Fee	Type of Permit/Facility	Current Fee		Est. # of permits/POTW	
Annual (per NPDES facility with pretreatment)	0-10,000 gpd	\$0		0	
	10,001-99,999 gpd	\$0		2	
	100,000-999,999 gpd	\$0		12	
	1,000,000-4,999,999 gpd	\$0		41	
	5,000,000-9,999,999 gpd	\$0		32	
	10,000,000 gpd or more	\$0		40	
				127	

Tennessee Pretreatment Fees

Number of SIUs	Annual Fee
1-7 SIUs	\$1,380
8-19 SIUs	\$4,150
20+ SIUs	\$6,920

Florida Pretreatment Fees

Number of SIUs	Annual Fee
All Facilities	\$500

Collection Systems

North Carolina Collection Systems Current Fees Table				
Type of Fee	Type of Review/Permit Action	Current Fee	Est. # of permits/yr.	
Initial/Major Mod	Full Technical Review	\$480	54	
	Fast Track Review	\$480	816	
	Variance Requests	\$0	25	
	Pump and Haul (Major \geq 10,000 GPD)	\$1,310	8	
	Pump and Haul (Minor < 10,000 GPD)	\$810	17	
Minor Mod	Name/Ownership Changes and other Minor Modifications	\$0	125	
Annual	System-Wide Collection Systems Major \geq 1 MGD	\$1,310	169	
	System-Wide Collection Systems Minor < 1 MGD	\$810	244	
TOTAL Collection Systems			1,458	

South Carolina Collection System Fees

Length of Sewer	Fee
1,000 feet or less	\$100
1,001 feet – 9,999	\$200
10,000 feet or more [or pump stations included]	\$350

Tennessee Collection System Fees

Collection systems or Force Mains	\$25 / 250 feet not to exceed \$1,500
<0.075 MGD	\$50
0.075 MGD to <1.0 MGD	\$100
1.0 MGD to < 5.0 MGD	\$200
5.0 MGD and greater	\$300

Florida/ Miami/Dade County Review Fees

Gravity sewer or force main	\$390
Lift stations	\$250
Sewer capacity certification	\$90 up to 5 buildings + \$10 for each additional