



NORTH CAROLINA
State Board of Education
Department of Public Instruction

Report to the North Carolina General Assembly

2023 School Resource Officer Census

Session Law 2019 – 222

Date Due:
March 1, 2023

STATE BOARD OF EDUCATION

STATE BOARD OF EDUCATION VISION: Every public school student in North Carolina will be empowered to accept academic challenges, prepared to pursue their chosen path after graduating high school, and encouraged to become lifelong learners with the capacity to engage in a globally-collaborative society.

STATE BOARD OF EDUCATION MISSION: The mission of the North Carolina State Board of Education is to use its constitutional authority to guard and maintain the right of a sound, basic education for every child in North Carolina Public Schools.

ERIC DAVIS

Chair: Charlotte – At-Large

JILL CAMNITZ

Greenville – Northeast Region

JOHN BLACKBURN

Linville – Northwest Region

ALAN DUNCAN

Vice Chair: Greensboro – Piedmont-Triad Region

REGINALD KENAN

Rose Hill – Southeast Region

DONNA TIPTON-ROGERS

Brasstown – Western Region

MARK ROBINSON

Lieutenant Governor: High Point – Ex Officio

AMY WHITE

Garner – North Central Region

J. WENDELL HALL

Ahoskie – At-Large

DALE FOLWELL

State Treasurer: Raleigh – Ex Officio

OLIVIA OXENDINE

Lumberton – Sandhills Region

JAMES FORD

At-Large

CATHERINE TRUITT

Superintendent & Secretary to the Board: Cary

VACANT

Southwest Region

NC DEPARTMENT OF PUBLIC INSTRUCTION

Catherine Truitt, State Superintendent :: 301 N. Wilmington Street :: Raleigh, North Carolina 27601-2825

In compliance with federal law, the NC Department of Public Instruction administers all state-operated educational programs, employment activities and admissions without discrimination because of race, religion, national or ethnic origin, color, age, military service, disability, or gender, except where exemption is appropriate and allowed by law.

Inquiries or complaints regarding discrimination issues should be directed to:

Thomas Tomberlin, Director of Educator Recruitment and Support, NCDPI

6301 Mail Service Center, Raleigh, NC 27699-6301 / Phone: (984) 236-2114 / Fax: (984) 236-2099

Visit us on the Web: www.dpi.nc.gov

TABLE OF CONTENTS

Preface.....	4
Executive Summary.....	4
Research Methodology.....	5
Census Questions	6
Q1 - What is your sex?	6
Q2 - What is your age?.....	6
Q3 - What is your race?.....	7
Q4 - What is your highest level of education?.....	7
Q5 - How many years have you served as a School Resource Officer?	8
Q6 - How did you become a School Resource Officer?.....	8
Q7 - Which type of Law Enforcement Agency do you work for?.....	9
Q8 - Is your position grant funded by the N.C. Department of Public Instruction?.....	10
Q9 - Have you completed the NCJA Basic SRO Training Course?.....	11
Q10 - Have you completed the NCJA Advanced SRO Certificate Program?.....	11
Q11 - Have you completed any advanced SRO Training since the 2021-2022 Census survey?.....	12
Q12 - Have you completed Crisis Intervention Team (CIT) Training?.....	12
Q13 - Have you completed any of the following mental health training?	13
Q14 - How often do you attend the NCASRO Conference?	13
Q15 - How many schools are you primarily assigned to as a SRO?.....	14
Q16 - Do you perform other duties at the school outside of your official SRO duties?	14
Q17 - Of the hours of non-SRO duties that you perform each week, how many are unpaid?.....	15
Q18 - What type of school are you assigned to?	15
Q19 - How many students are there in the school in which you are primarily assigned?.....	16
Q20 - How many SROs are assigned to your school?.....	16
Q21 - When you are absent from school who serves as your backup?.....	17
Q22 - What type of training would you like to see that would benefit you the most as a SRO?.....	17
Q23 - Does the school(s) where you are primarily assigned conduct at least one lockdown drill during the school year?	18
Q24 - What suggestions do you have that would improve the job as an SRO?.....	18
Q25 - What kind of lockdown drill(s) is practiced?.....	19
Q26 - Has the school(s) where you are primarily assigned updated its Emergency Response Plans within the past two years?	20
Q27 - Have you noticed an increase in any of the following crimes at your school?	20
Appendix A - Grant Award	21
Appendix B - SRO Assignment.....	25
Summary.....	29

Preface

This annual Census report is the product of a collaborative effort among the Department of Public Instruction, Center for Safer Schools and the multiple law enforcement agencies that willfully support the mission of school safety through the deployment of school resource officers (SROs). The information contained herein is the result of anonymous surveys distributed to each public school unit and will be used to help identify potential needs such as funding and training advancements for SROs.

This report is submitted in furtherance of legislation established under Session Law 2019-222 as contained in House Bill 75.

Executive Summary

School resource officers (SROs) are law enforcement officers who are assigned to work within the school setting. Officers have the jurisdiction to make arrests and conduct investigations on school grounds; however, these duties account for only a fraction of the functions they perform. The SRO program is a vital part of any department's community policing philosophy, beginning with the trust that students gain by interacting with an officer. Such relationships can be extremely important in preventing threats of any sort on and off campus.

School resource officers are also called upon to provide some legal or civics lessons to students, teachers and administrators in classroom environments. SROs not only provide a level of deterrence on a school campus, but they also assist the school and first responders to prepare safety canvases of the campus and to plan and prepare for potential critical incidents on campus.

Selecting officers suitable to become SROs is an important first step. Officers should be good at communicating with youth and have a desire to work with school-aged children and youth. They should also be comfortable working in school environments where they will work independently with little to no supervision and where school administration might not fully understand their sworn responsibilities to their sheriff or police chief.

Although they work on a school campus, their primary role is that of a law enforcement officer who uses professional discretion and recognizes the differences between school policy and state law. This discretion is necessary to eliminate unnecessary law enforcement contact with students. The SRO should not be involved in the enforcement of any school policy. Using discretion to either act or observe helps lessen any threat that might be felt by school administrators due to the SRO's presence.

It is also vital for school administrators to properly utilize the SRO. Schools and school systems generally deal with the delineation of authority through memorandums of understanding (MOUs)

with the law enforcement agencies providing the SRO to the schools. These MOUs spell out the expectations of the role of an SRO within the school environment.

An assignment as an SRO might be a step in the professional development of a law enforcement officer. To achieve promotion through the departmental ranks, an officer might be required to serve time in many different agency roles – from patrol officer to SRO to investigator – to gain rank, senior status and the salary that such rank provides.

An officer who desires to continue as an SRO for more than a few years might lose the opportunity to move up in their agency's ranks. This dilemma might prevent many officers who are highly effective in the school setting from remaining as SROs. However, some agencies recognize the advantages of having professional officers who can remain in specific assignments for extended periods and allow for rank and command progression within those roles.

Research Methodology

In December 2022, the Center for Safer Schools contacted the school safety directors in all public-school units (PSUs) and charter schools across North Carolina requesting that they send the survey directly to the SROs serving in their schools. In January 2023, the survey was closed.

Based on the fluidity of the SRO there is not an exact SRO count. There is an estimated 1,500 SROs in the state, however, there were 2,446 officers who completed the mandatory SRO training. Please note that there may be officers that are not employed as an SRO who attend the mandatory training. Of the SRO's employed, we received 1,069 responses in this census.

While some additional operational questions were asked, House Bill 75 required the collection of the following information:

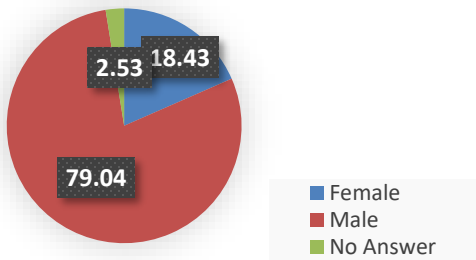
1. Age
2. Years of Law Enforcement Experience
3. What department they work for
4. Number of SROs in each Public-School Unit
5. Education levels
6. Years of SRO Experience
7. Funding Source
8. Location of SROs
9. Percent of SROs assigned to 1 school
10. Law Enforcement Affiliation

2023 SRO Census

Q1 - What is your sex?

SROs who responded are 79% male, while 18% are female. The number of female SROs has increased 3% since the 2022 census.

Sex of SRO

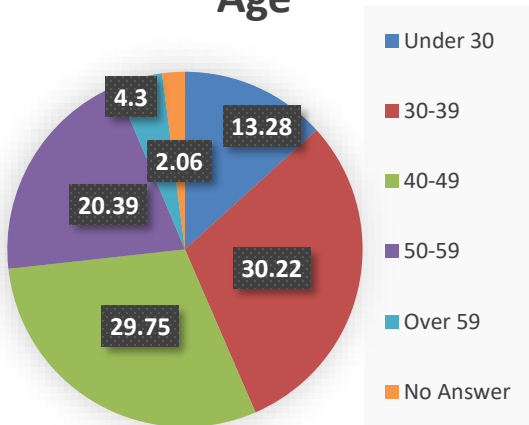


#		%	Count
1	Female	18.43%	197
2	Male	79.04%	845
4	Prefer not to answer	2.53%	27
	Total	100%	1069

Q2 - What is your age?

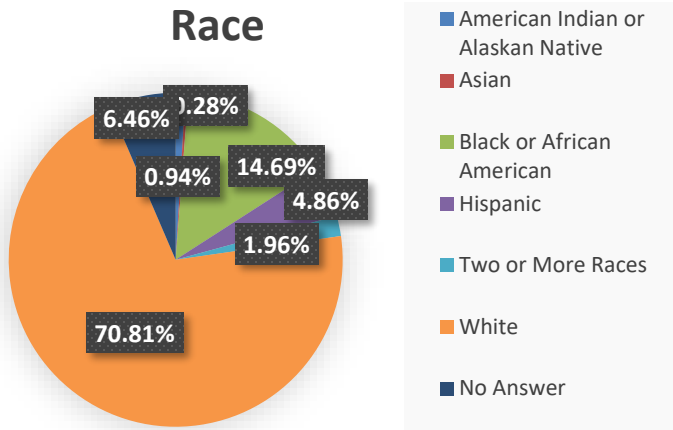
Question 2 details that most SROs are over the age of 30, with 323 of the 1,069 responding between 30-39 years of age.

Age



#	Field	Under 30	30-39	40-49	50-59	Over 59	No Answer
1	Age	142	323	318	218	46	22

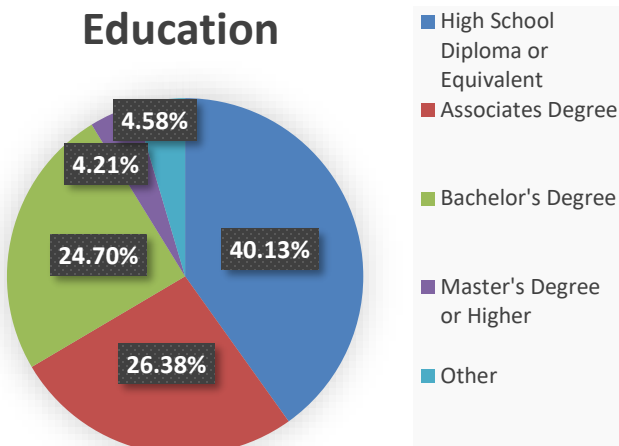
Q3 - What is your race? Select one or more.



#	Answer	%	Count
1	American Indian or Alaska Native	.94%	10
2	Asian	.28%	3
3	Black or African American	14.69%	157
4	Hispanic	4.86%	52
5	Two or More Races	1.96%	21
6	White	70.81%	757
7	Prefer not to answer	6.46%	69
	Total	100%	1069

Q4 - What is the highest level of education that you have completed?

While it is a requirement that every law enforcement officer have a high school diploma for hiring purposes in any law enforcement agency, not all officers have college degrees or higher. According to the 2023 Census results, 40.13% had high school diplomas, while the results show nearly the other half of respondents had either a two- or four-year degree. Only 4% had a master's degree or higher.

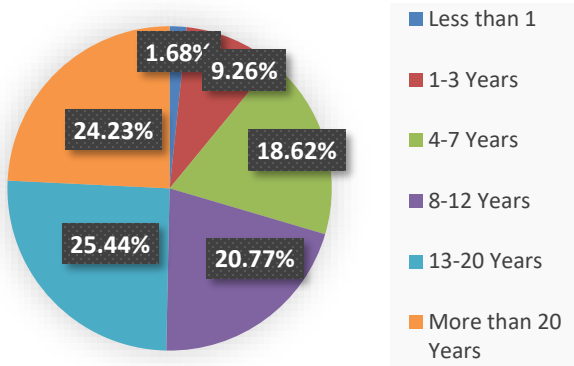


#	Answer	%	Count
1	High school diploma or equivalent	40.13%	429
2	Two-year vocational school or community college (Associates Degree)	26.38%	264
3	Four-year college/university degree (Bachelor's Degree)	24.7%	282
4	Master's Degree or higher	4.21%	45
5	Other	4.58%	49
	Total	100%	1069

Q5 - How many years have you served as a School Resource Officer (SRO)?

Upon the recommendation from the CFSS, we promote placing officers as SRO who want to be in the schools and interact with the students. As you can tell from the information below, the majority of SRO's stay for over 10 years.

Years as SRO

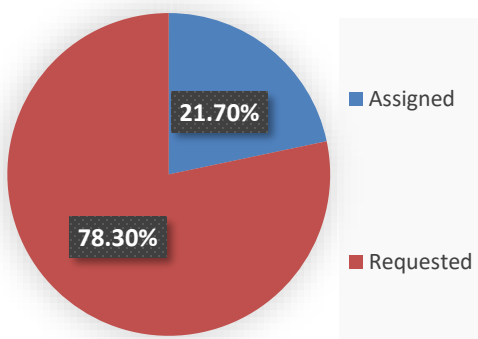


#	Answer	%	Count
1	Less than 1 year	1.68%	18
2	1 to 3 years	9.26%	99
3	4 to 7 years	18.62%	199
4	8 to 12 years	20.77%	222
5	13-20 years	25.44%	272
6	More than 20 years	24.23%	259
	Total	100%	1,069

Q6 - How did you become an SRO?

Placement of an officer or deputy into a role such as SRO is an important decision. Since the Center for Safer School's inception in late 2013, we have stressed the importance of placing an SRO who wants to be in a school and working with youth as opposed to "having to be" in the assignment.

Becoming an SRO

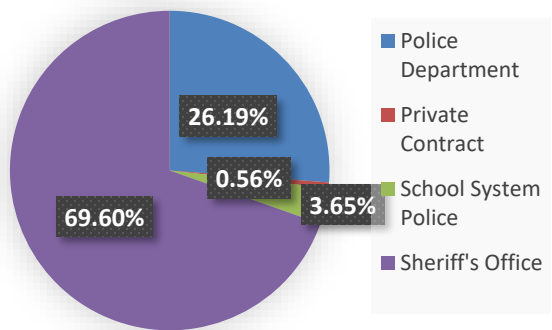


#	Answer	%	Count
1	Assigned by my agency/organization	21.7%	232
2	Requested the assignment	78.3%	837
	Total	100%	1,096

Q7 - Which type of law enforcement agency do you work for?

While Sheriff’s Offices staff many schools throughout the state, local police departments provide staffing for the SRO position as well. The below illustration represents those statistics and identifies other categories such as School System Police Agencies and Private Contractors. Some larger school districts, such as Wake County, utilize 23 different law enforcement agencies to cover their schools using both municipal officers (Raleigh PD, Cary PD, for example) as well as Wake County Sheriff’s Department.

Type of Agency



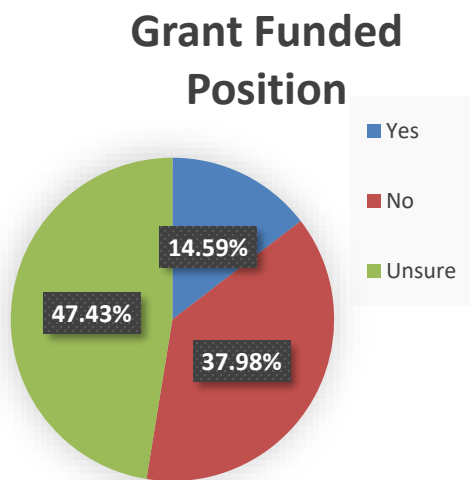
#	Answer	%	Count
1	Police Department	26.19%	280
2	Private Contracted Organization	.56%	6
3	School System Police Agency	3.65%	39
4	Sheriff's Office	69.6%	744
	Total	100%	1,069

Q8 - Is your position a grant-funded position from the NC Department of Public Instruction?

In 2013, the N.C. General Assembly provided a \$7 million grant to fund elementary and middle school SRO positions throughout the state. There were 210 SROs employed under this recurring grant at that time.

In 2018, the General Assembly added an additional \$5 million to the original grant for distribution throughout the state.

In 2022, the General Assembly increased funding to \$33 million and was able to fund 801 SROs statewide for elementary and middle schools. Funding is awarded through an application process where districts and Charter Schools apply for funding based on their individual needs. There is a mandated match that is required to receive funding. Each application is scored based on the rubric provided in the grant application and applications are scored twice, the scores are then compared for continuity. Award letters are sent to the applicant informing them of the award received. The SRO may not be aware of the funding source that provides the SRO to the school.



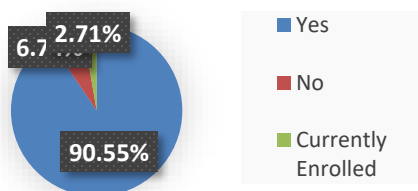
#	Answer	%	Count
1	Yes	14.59%	156
2	No	37.98%	406
3	Unsure	47.43%	507
	Total	100%	1,069

See Appendix A for the awarded school grant breakdown.

Q9 - Have you completed the mandatory NC Justice Academy's Basic SRO Training Program?

This training is taught by the N.C. Justice Academy with support now from local community colleges. The initial training is 40 hours long and gives the officer or deputy the basic tools he or she needs to enter the education environment as a law enforcement officer and be successful. Each SRO must take the mandatory SRO Inservice annually (1 hour). Most officers complete this training within the first year as legislated. More than 90% of respondents to this survey indicated they have attended this school.

Completed the Basic SRO Training Program



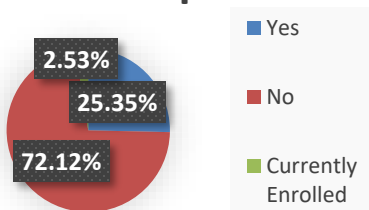
#	Answer	%	Count
1	Yes	90.55%	968
2	No	6.74%	72
3	Currently Enrolled	2.71%	29
	Total	100%	1,069

Q10 - Have you completed the NC Justice Academy's Advanced SRO Certificate Program?

The School Resource Officer Certificate Program is designed specifically for School Resource Officers who have a desire to increase their training experiences and credentials but is not mandatory. The total requirement for completion of the program is 400 class hours.

- Core Classes (80 hours):
- School Resource Officer Training (40 hours)
- School Resource Officer Ethics – Online (32 hours)
- Any Law-Based Course (8 hours or more)
- Electives (320 hours): Any law enforcement course taught and/or coordinated by the North Carolina Justice Academy can be used to fulfill the elective balance.
- All NCJA coordinated conferences may be utilized (NCASRO, NCGIA, NCJOA, etc.).
- A maximum of 30% of the 400 hours can be accepted from outside sources provided they are vetted by the Program Administrator.
- All course work must have been completed no more than 10 years prior to the conferment of the certification.

Advanced Certificate Completion

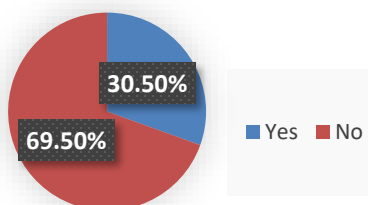


#	Answer	%	Count
1	Yes	25.35%	271
2	No	72.12%	771
3	Currently Enrolled	2.53%	27
	Total	100%	1,069

Q11 - Have you completed any Advanced SRO Training since 2021-2022 survey?

It is important to note that most law enforcement training can be applied to the SRO position. The Advanced SRO Training Certificate Program is not mandatory but is a way to celebrate those who go above and beyond in their training.

Recently Trained



#	Answer	%	Count
1	Yes	30.5%	326
2	No	69.5%	743
	Total	100%	1,069

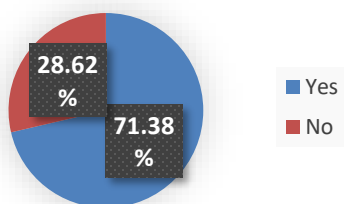
Q12 - Have you completed Crisis Intervention Team (CIT) Training?

Crisis Intervention Team (CIT) training is a community partnership designed to train law enforcement and first responders who encounter individuals experiencing a behavioral health crisis. With proper training, we can better help individuals get access to appropriate treatment and resources, rather than be placed in the criminal justice system or hospital emergency room. The training has two fundamental goals:

1. Improve officer and citizen safety
2. Help individuals in a behavioral health crisis receive appropriate help

The training is designed to help law enforcement identify the signs and symptoms of a behavioral health crisis and how to safely deescalate the situation. Statistics have shown that communities with a CIT program in place have a decrease in serious and fatal incidents involving individuals with behavioral health issues, officers and the public. Other benefits include positive relationships within the community; improved response to behavioral health crisis calls; safer interventions and reduced unnecessary arrests or use of force; and more efficient use of criminal justice resources.

CIT Trained

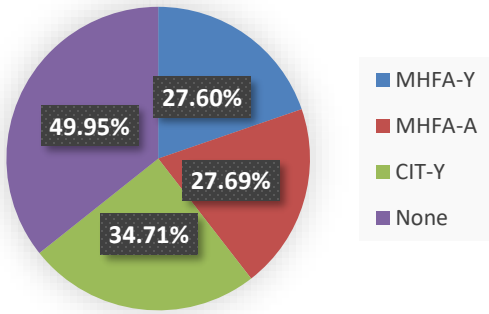


#	Answer	%	Count
1	Yes	71.38%	763
2	No	28.62%	306
	Total	100%	1,069

Q13 - Have you completed any of the following training? (Check all that apply)

To increase their effectiveness as an SRO, there are trainings that can help prepare an officer in dealing with someone having a mental health crisis.

Training Completed

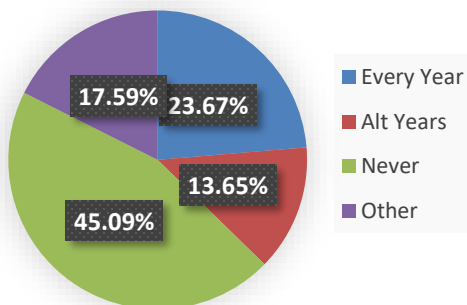


#	Yes Answer	%	Count
1	Mental Health First Aid for Youth	27.6%	295
2	Mental Health First Aid for Adults	27.69%	296
3	Crisis Intervention Team (CIT) - Youth	34.71%	371
4	None of the Above	49.95%	534

Q14 – How often do you attend the NC Association of School Resource Officers (NCASRO) Conference every year?

Note that training budgets for most departments remain low and unfortunately not all training requests can be honored as seen below. 45% of SROs who responded to this Census have never been to the SRO conference. The conference is held in the summer, but a high number of officers are assigned back to patrol or other duties for the summer.

NCASRO

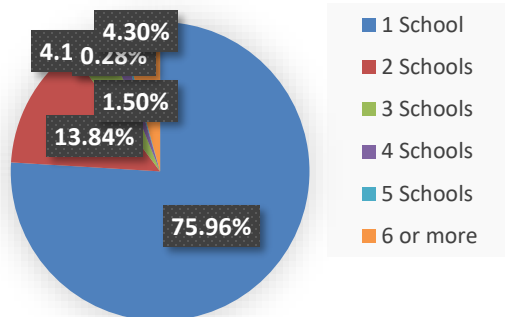


#	Answer	%	Count
1	Every year	23.67%	253
2	Alternating years	13.65%	146
3	Never	45.09%	482
4	Other (please specify)	17.59%	188
	Total	100%	1,069

Q15 - How many schools are you primarily assigned to?

Although it is optimal to be able to assign an SRO to only one school, an SRO assignment is often dependent on departmental staffing. While the high majority of SROs are assigned to high schools, they are also assigned to schools as determined by community trends and need. Middle and elementary SROs generally share multiple schools as illustrated, but it is not uncommon to have a high school SRO assigned to a nearby feeder school such as an elementary or middle school. While over 75% of SROs are assigned to one school, the numbers have increased since the last Census.

Primary Assignment

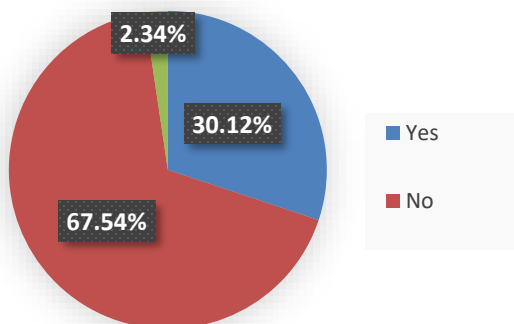


#	Answer	%	Count
1	1 school	75.96%	812
2	2 schools	13.84%	148
3	3 schools	4.12%	44
4	4 schools	1.5%	16
5	5 schools	.28%	3
6	6 or more schools	4.3%	46
	Total	100%	1,069

Q16 – Do you perform other duties outside your official SRO duties at any of the schools where you are assigned, such as coaching a sport or mentoring a school club?

SRO's often perform additional duties that enable them to mentor and interact with the students in a positive way.

Other Duties

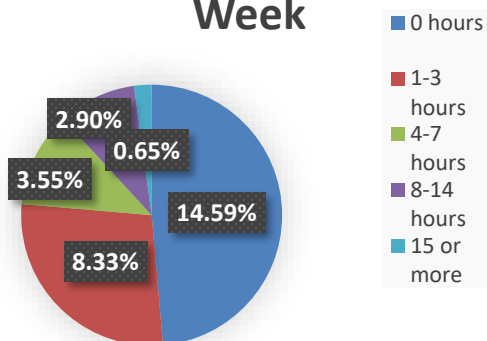


#	Answer	%	Count
1	Yes	30.12%	322
2	No	67.54%	722
3	No Response	2.34%	25
	Total	100%	1,069

Q17 – Of the hours of non-SRO duties that you perform each week, how many are unpaid?

Some SRO's volunteer at their respective schools even if they are not financially compensated for their time.

Unpaid Working Time a Week

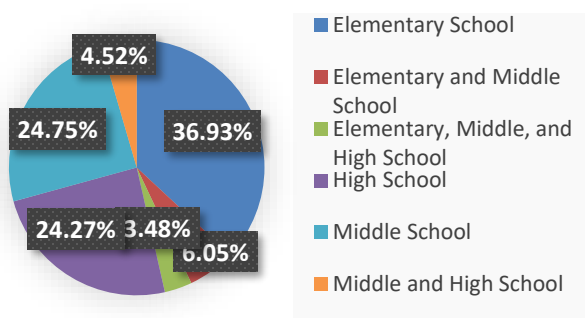


#	Answer	%	Count
1	0 hours	14.59%	156
2	1-3 hours	8.33%	89
3	4-7 hours	3.55%	38
4	8-14 hours	2.9%	31
5	15 hours	.65%	7

Q18 – Type of School you are primarily assigned.

The majority of SRO's who responded to the census are assigned to Elementary Schools (36%). The SRO Grant funds SRO's for Elementary and Middle Schools.

Type of School Assigned

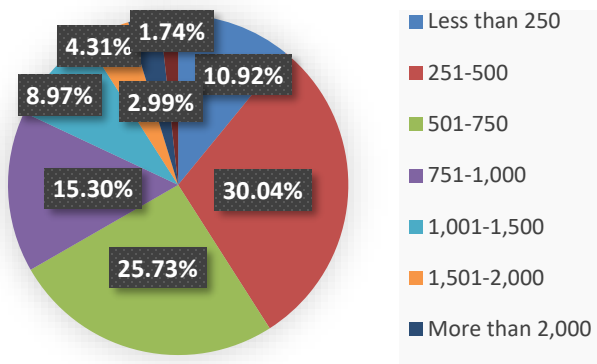


#	Answer	%	Count
1	Elementary School	36.93%	531
2	Elementary and Middle School	6.05%	87
3	Elementary, Middle, and High School	3.48%	50
4	High School	24.27%	349
5	Middle School	24.75%	356
6	Middle and High School	4.52%	65
	Total	100%	1,438

Q19 – Number of students in the school where you are primarily assigned.

Most schools who have SRO's have between 251-500 students.

Number of Students

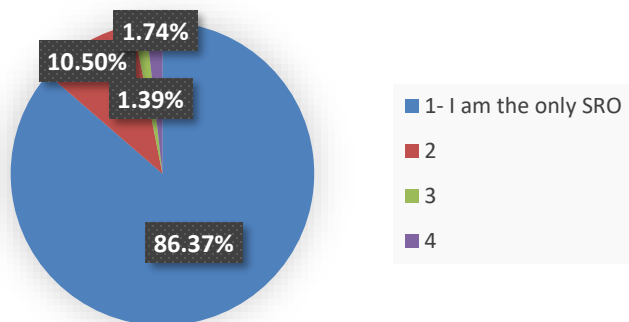


#	Answer	%	Count
1	Less than 250	10.92%	157
2	251-500	30.04%	432
3	501-750	25.73%	370
4	751-1,000	15.3%	220
5	1,001-1,500	8.97%	129
6	1,501-2,000	4.31%	62
7	More than 2,000	2.99%	43
8	Missing Information	1.74%	25
	Total	100%	1,437

Q20 – How many SROs are assigned to your primary school?

Over 86% of schools with SRO's only have one SRO.

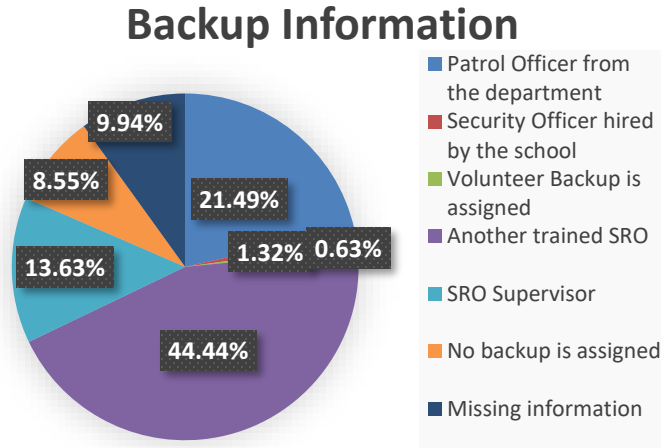
Number of SROs Assigned



#	Answer	%	Count
1	1- I am the only SRO	86.37%	1242
2	2	10.5%	151
3	3	1.39%	20
4	4	1.74%	25
	Total	100%	1438

Q21 – Who is your backup when you are away from the school?

SRO's are sometimes called to testify at court, call out sick, and utilize vacation. When this occurs, there must be a backup plan in place to support the schools. It is reported that over 44% are covered by other trained SRO's. SRO's must be certified and have arresting powers.



#	Answer	%	Count
1	Patrol Officer from the department	21.49%	309
2	Security Officer hired by the school	1.32%	19
3	Volunteer Backup is assigned	.63%	9
4	Another trained SRO	44.44%	639
5	SRO Supervisor	13.63%	196
6	No backup is assigned	8.55%	123
7	Missing information	9.94%	143
	Total	100%	1581

Q22 - What type of training would you like to see that would benefit you the most as an SRO?

This question allowed the respondents to list training they would like to obtain that might benefit them as an SRO. The top 3 trainings requested are:

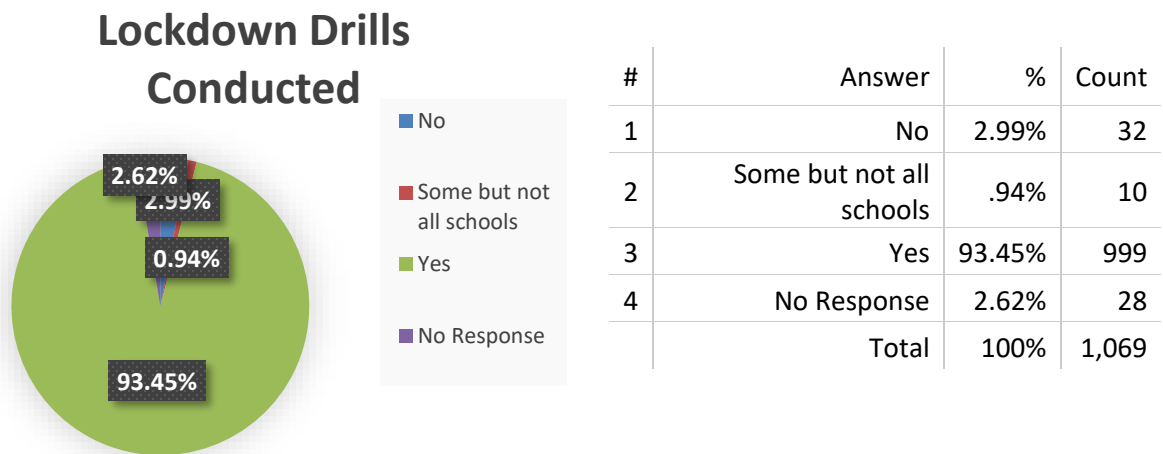
1. Active Shooter Response
2. Mental Health Training
3. Juvenile Law related topics

For access to the unedited list of trainings, please see the link below.

<https://docs.google.com/document/d/1eJ3dx3b20erWUj-i2F8PChdiXVd8DHqNWBTFV9hrIPo/edit?usp=sharing>

Q23 - Does the school at which you are primarily assigned conduct a lockdown drill during the school year?

Lockdown drills are mandated by general statute (NCGS 115C-105.49) and are good practice for schools, not only for active shooters but also for local issues that might arise (such as plane crashes, train derailments, hazardous materials incidents as well as weather events). It is also a collaborative effort among local first responders, law enforcement and school personnel.



Q24 - What suggestions do you have that would improve the job as an SRO?

This question allowed the respondents to list what they think would improve the job as an SRO. The top 3 responses are:

- 1. More Training
- 2. Increased Pay/Benefits
- 3. More Officers

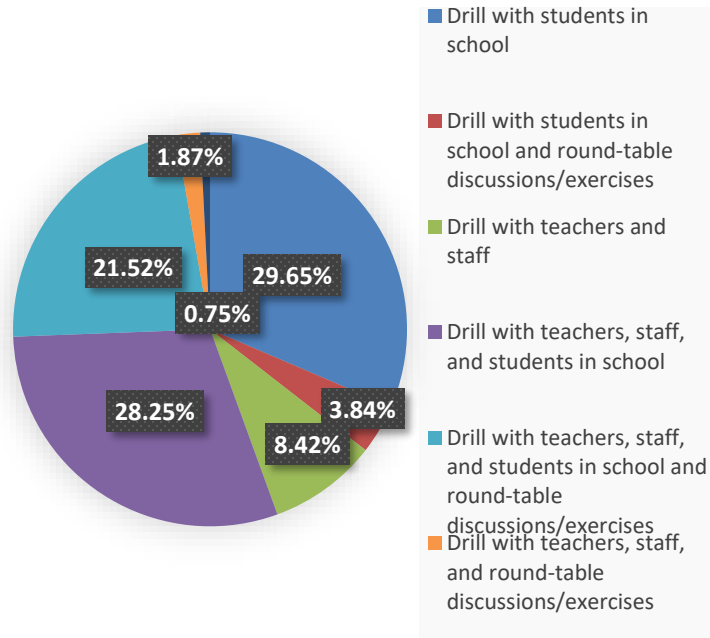
For access to the unedited list of responses, please see the link below.

<https://docs.google.com/document/d/1F2zFu55wpwCt9c4YynLa-T9FXxOWO88cEKU8MEucMCM/edit?usp=sharing>

Q25 - What kind of lockdown drill is practiced?

Lockdown drills are mandated by NCGS 115C-105.49 and must be conducted annually along with tabletop exercises. Additional drills include: Fire Drill, Tornado Drill, and Earthquake Drill.

Kind of Lockdown Drill

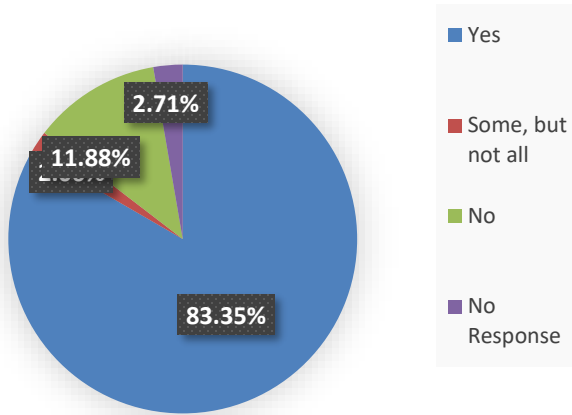


#	Answer	%	Count
1	Drill with students in school	29.65%	317
2	Drill with students in school and round-table discussions/exercises	3.84%	41
3	Drill with teachers and staff	8.42%	90
4	Drill with teachers, staff, and students in school	28.25%	302
5	Drill with teachers, staff, and students in school and round-table discussions/exercises	21.52%	230
6	Drill with teachers, staff, and round-table discussions/exercises	1.87%	20
7	Round-table discussions/table-top exercises	.75%	8

Q26 - Have the school(s) you have been assigned to updated the Emergency Response Plans within the past two years?

The School Risk Management Plan (SRMP) works in conjunction with the State Emergency Response Application (SERA). Each school must have a plan in SRMP and it should be updated annually.

Emergency Response Plan Updated

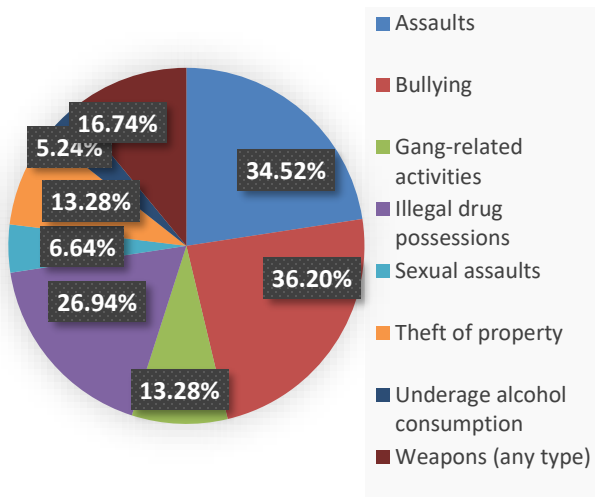


#	Answer	%	Count
1	Yes	83.35%	891
2	Some, but not all	2.06%	22
3	No	11.88%	127
4	No Response	2.71%	29
	Total	100%	1,069

Q27 - Of the activities listed below, which have you noted an increase in any of the following crimes at your school(s)? (Select all that apply)

SRO's report that there has been an increase in all the crimes listed. This stresses the importance in maintaining the SRO Program.

Increase in Crime



#	Answer	%	Count
1	Assaults	34.52%	369
2	Bullying	36.20%	387
3	Gang-related activities	13.28%	142
4	Illegal drug possessions	26.94%	288
5	Sexual assaults	6.64%	71
6	Theft of property	13.28%	142
7	Underage alcohol consumption	5.24%	56
8	Weapons (any type)	16.74%	179
9	None of the above	0%	0

Appendix A

FY 2022-2023 School Resource Officer Grant Award			
PSU	Organization Name	SRO Authorized	Number SRO Funded
01F	Alamance Community School	\$ 36,666.00	1
010	Alamance-Burlington Schools	\$ 880,000.00	20
020	Alexander County Schools	\$ 308,000.00	7
030	Alleghany County Schools	\$ 73,332.00	2
51C	American Leadership Academy - Johnston	\$ 44,000.00	1
65F	American Leadership Academy-Coastal	\$ 44,000.00	1
040	Anson County Schools	\$ 88,000.00	2
90F	Apprentice Academy HS of NC	\$ 36,666.00	1
69A	Arapahoe Charter School	\$ 44,000.00	1
60N	Aristotle Preparatory Academy	\$ 33,333.00	1
050	Ashe County Schools	\$ 36,666.00	1
761	Asheboro City Schools	\$ 44,000.00	1
060	Avery County Schools	\$ 109,998.00	3
070	Beaufort County Schools	\$ 396,000.00	9
080	Bertie County Schools	\$ 44,000.00	1
79A	Bethany Community School	\$ 44,000.00	1
090	Bladen County Schools	\$ 264,000.00	6
61V	Bonnie Cone Classical Academy	\$ 3,333.00	1
88A	Brevard Academy	\$ 4,000.00	1
100	Brunswick County Schools	\$ 548,365.00	15
110	Buncombe County Schools	\$ 916,650.00	25
120	Burke County Schools	\$ 528,000.00	12
130	Cabarrus County Schools	\$ 1,149,978.00	33
140	Caldwell County Schools	\$ 452,000.00	10
150	Camden County Schools	\$ 132,000.00	3
93Q	Carolina Charter Academy: CFA	\$ 36,666.00	1
13A	Carolina International School	\$ 36,666.00	1
160	Carteret County Public Schools	\$ 513,324.00	14
92R	Casa Esperanza Montessori	\$ 36,666.00	1
170	Caswell County Schools	\$ 176,000.00	4
180	Catawba County Schools	\$ 219,996.00	6
681	Chapel Hill-Carrboro City Schools	\$ 283,330.00	5
190	Chatham County Schools	\$ 36,666.00	1
200	Cherokee County Schools	\$ 352,000.00	8
54A	Children's Village Academy	\$ 44,000.00	1
10B	Classical Charter Schools of Southport	\$ 36,666.00	1
220	Clay County Schools	\$ 73,332.00	2
230	Cleveland County Schools	\$ 792,000.00	18

821	Clinton City Schools	\$ 44,000.00	1
01C	Clover Garden	\$ 36,666.00	1
240	Columbus County Schools	\$ 396,000.00	9
36G	Community Public Charter	\$ 36,666.00	1
60I	Community School of Davidson	\$ 36,666.00	1
250	Craven County Schools	\$ 549,990.00	15
260	Cumberland County Schools	\$ 572,000.00	13
65Z	D.C. Virgo Preparatory Academy	\$ 36,666.00	1
280	Dare County Schools	\$ 36,666.00	1
290	Davidson County Schools	\$ 1,144,000.00	25
300	Davie County Schools	\$ 176,000.00	4
96C	Dillard Academy	\$ 15,266.00	1
310	Duplin County Schools	\$ 440,000.00	10
92G	East Wake Academy	\$ 36,666.00	1
210	Edenton-Chowan Schools	\$ 110,748.00	4
330	Edgecombe County Public Schools	\$ 185,000.00	7
700	Elizabeth City-Pasquotank Public Schools	\$ 158,208.00	3
861	Elkin City Schools	\$ 36,666.00	1
80C	Faith Academy	\$ 44,000.00	1
39A	Falls Lake Academy	\$ 44,000.00	1
350	Franklin County Schools	\$ 528,000.00	12
360	Gaston County Schools	\$ 1,587,600.00	42
370	Gates County Schools	\$ 88,000.00	2
32M	Global Scholars Academy	\$ 36,666.00	1
298	Governor Morehead School for the Blind	\$ 36,666.00	1
390	Granville County Schools	\$ 132,000.00	3
400	Greene County Schools	\$ 220,000.00	5
41C	Guilford Preparatory Academy	\$ 36,666.00	1
420	Halifax County Schools	\$ 176,000.00	4
430	Harnett County Schools	\$ 220,000.00	5
440	Haywood County Schools	\$ 293,328.00	8
450	Henderson County Schools	\$ 18,333.00	0.5
460	Hertford County Schools	\$ 186,000.00	4
181	Hickory City Schools	\$ 146,664.00	4
470	Hoke County Schools	\$ 44,000.00	1
480	Hyde County Schools	\$ 73,332.00	2
60Q	Invest Collegiate	\$ 36,666.00	1
11C	Invest Collegiate - Imagine	\$ 36,666.00	1
65D	Island Montessori Charter	\$ 36,666.00	1
500	Jackson County Public Schools	\$ 133,332.00	4
510	Johnston County Public Schools	\$ 1,408,000.00	32
520	Jones County Schools	\$ 220,000.00	5
132	Kannapolis City Schools	\$ 176,000.00	4
66A	KIPP Gaston College Preparatory	\$ 44,000.00	1
81B	Lake Lure Classical Academy	\$ 36,666.00	1

60D	Lake Norman Charter	\$ 36,666.00	1
530	Lee County Schools	\$ 506,000.00	11.5
540	Lenoir County Public Schools	\$ 132,000.00	3
55A	Lincoln Charter School	\$ 36,666.00	1
550	Lincoln County Schools	\$ 146,664.00	4
560	Macon County Schools	\$ 73,332.00	2
570	Madison County Schools	\$ 132,000.00	3
61Q	Mallard Creek STEM Academy	\$ 36,666.00	1
580	Martin County Schools	\$ 176,000.00	4
590	McDowell County Schools	\$ 484,000.00	11
610	Mitchell County Schools	\$ 220,000.00	5
90D	Monroe Charter Academy	\$ 36,666.00	1
620	Montgomery County Schools	\$ 264,000.00	6
630	Moore County Schools	\$ 219,996.00	6
491	Mooresville Graded School District	\$ 90,232.00	2
79Z	Moss Street Partnership School	\$ 44,000.00	1
862	Mount Airy City Schools	\$ 44,000.00	1
36C	Mountain Island Charter	\$ 33,333.00	1
61T	Movement Charter School	\$ 34,000.00	1
62K	Movement School Eastland	\$ 34,000.00	1
62P	Movement School Southwest	\$ 34,000.00	1
640	Nash County Public Schools	\$ 616,000.00	14
34H	NC Leadership Charter Academy	\$ 36,666.00	1
51A	Neuse Charter School	\$ 44,000.00	1
650	New Hanover County Schools	\$ 403,326.00	11
182	Newton Conover City Schools	\$ 113,998.00	3
33A	North East Carolina Preparatory School	\$ 44,000.00	1
660	Northampton County Schools	\$ 44,000.00	1
70A	Northeast Academy of Aerospace & AdvTech	\$ 44,000.00	1
670	Onslow County Schools	\$ 528,000.00	12
680	Orange County Schools	\$ 366,660.00	10
39B	Oxford Preparatory School	\$ 36,666.00	1
690	Pamlico County Schools	\$ 132,000.00	3
710	Pender County Schools	\$ 88,000.00	2
720	Perquimans County Schools	\$ 88,000.00	2
730	Person County Schools	\$ 44,000.00	1
36B	Piedmont Community Charter	\$ 44,000.00	1
49E	Pine Lake Preparatory	\$ 36,666.00	1
93N	Pine Springs Preparatory Academy	\$ 36,666.00	1
23A	Pinnacle Classical Academy	\$ 36,666.00	1
740	Pitt County Schools	\$ 968,000.00	22
750	Polk County Schools	\$ 183,330.00	5
760	Randolph County School System	\$ 176,000.00	4
770	Richmond County Schools	\$ 264,000.00	6
36F	Ridgeview Charter School	\$ 36,666.00	1

421	Roanoke Rapids City Schools	\$ 132,000.00	3
790	Rockingham County Schools	\$ 599,900.00	13
800	Rowan-Salisbury Schools	\$ 731,500.00	16
73B	Roxboro Community School	\$ 36,666.00	1
810	Rutherford County Schools	\$ 484,000.00	11
820	Sampson County Schools	\$ 572,000.00	13
63B	Sandhills Theatre Arts Renaiss	\$ 33,333.00	1
830	Scotland County Schools	\$ 88,000.00	2
44A	Shining Rock Classical Academy: CFA	\$ 36,666.00	1
62J	Southwest Charlotte STEM Academy	\$ 36,666.00	1
840	Stanly County Schools	\$ 403,326.00	11
850	Stokes County Schools	\$ 176,000.00	4
50A	Summit Charter	\$ 36,666.00	1
860	Surry County Schools	\$ 264,000.00	6
870	Swain County Schools	\$ 132,000.00	3
12A	The New Dimensions School	\$ 36,666.00	1
24B	Thomas Academy	\$ 44,000.00	1
81A	Thomas Jefferson Classical Academy	\$ 44,000.00	1
292	Thomasville City Schools	\$ 44,000.00	1
62A	Tillery Charter Academy	\$ 44,000.00	1
890	Tyrrell County Schools	\$ 44,000.00	1
90A	Union Academy Charter School	\$ 36,666.00	1
900	Union County Public Schools	\$ 586,656.00	16
61K	United Community School	\$ 36,666.00	1
76A	Uwharrie Charter Academy	\$ 44,000.00	1
910	Vance County Schools	\$ 440,000.00	10
32L	Voyager Academy	\$ 36,666.00	1
35C	Wake Preparatory Academy	\$ 44,000.00	1
940	Washington County Schools	\$ 44,000.00	1
950	Watauga County Schools	\$ 109,998.00	3
960	Wayne County Public Schools	\$ 484,000.00	11
422	Weldon City Schools	\$ 88,000.00	2
241	Whiteville City Schools	\$ 132,000.00	3
970	Wilkes County Schools	\$ 132,000.00	3
980	Wilson County Schools	\$ 36,666.00	1
990	Yadkin County Schools	\$ 220,000.00	5
995	Yancey County Schools	\$ 219,996.00	6

	TOTALS	\$32,991,658.00	801
--	---------------	-----------------	-----

Appendix B

PSU Type where you are primarily assigned as an SRO

	Frequency	Percent
Charter	46	4.3
District	946	88.49
Laboratory	1	0.09
Other	74	6.92
Regional	2	0.19

PSU where you are primarily assigned as a SRO

	Frequency	Percent
Alamance-Burlington Schools - 010	33	3.09
Alexander County Schools - 020	8	0.75
Alleghany County Schools - 030	2	0.19
American Leadership Academy-Coastal - 65F	1	0.09
Anson County Schools - 040	3	0.28
Arapahoe Charter School - 69A	1	0.09
Ascend Leadership Academy: Lee County - 53B	1	0.09
Ashe County Schools - 050	1	0.09
Asheboro City Schools - 761	4	0.37
Beaufort County Schools - 070	1	0.09
Bladen County Schools - 090	4	0.37
Brevard Academy - 88A	1	0.09
Brunswick County Schools - 100	33	3.09
Buncombe County Schools - 110	19	1.78
Burke County Schools - 120	11	1.03
Cabarrus County Schools - 130	40	3.74
Caldwell County Schools - 140	8	0.75
Carolina International School - 13A	1	0.09
Carteret County Public Schools - 160	1	0.09
Caswell County Schools - 170	1	0.09
Catawba County Schools - 180	16	1.5
Chapel Hill-Carrboro City Schools - 681	6	0.56
Charlotte-Mecklenburg Schools - 600	11	1.03
Chatham County Schools - 190	10	0.94
Cherokee County Schools - 200	9	0.84
Classical Charter Schools of Leland - 10A	2	0.19
Classical Charter Schools of Whiteville - 24N	1	0.09
Clay County Schools - 220	2	0.19
Cleveland County Schools - 230	15	1.4

Clinton City Schools - 821	3	0.28
Clover Garden - 01C	1	0.09
Columbus County Schools - 240	5	0.47
Community Public Charter - 36G	1	0.09
Community School of Davidson - 60I	1	0.09
Craven County Schools - 250	15	1.4
Cumberland County Schools - 260	15	1.4
Currituck County Schools - 270	4	0.37
D.C. Virgo Preparatory Academy - 65Z	1	0.09
Dare County Schools - 280	2	0.19
Davidson County Schools - 290	14	1.31
Davie County Schools - 300	6	0.56
Deaf and Blind Schools - 298	1	0.09
Dillard Academy - 96C	1	0.09
Duplin County Schools - 310	3	0.28
Edenton-Chowan Schools - 210	3	0.28
Edgecombe County Public Schools - 330	3	0.28
Elizabeth City-Pasquotank Public Schools - 700	3	0.28
Elkin City Schools - 861	3	0.28
Eno River Academy - 68A	1	0.09
Franklin County Schools - 350	12	1.12
Gaston County Schools - 360	19	1.78
Gates County Schools - 370	1	0.09
Graham County Schools - 380	1	0.09
Granville County Schools - 390	3	0.28
Guilford County Schools - 410	31	2.9
Harnett County Schools - 430	1	0.09
Haywood County Schools - 440	6	0.56
Henderson County Schools - 450	17	1.59
Hertford County Schools - 460	2	0.19
Hickory City Schools - 181	2	0.19
Hoke County Schools - 470	5	0.47
Hyde County Schools - 480	1	0.09
Iredell-Statesville Schools - 490	40	3.74
Jackson County Public Schools - 500	8	0.75
Johnston County Public Schools - 510	14	1.31
KIPP Gaston College Preparatory - 66A	1	0.09
Kannapolis City Schools - 132	6	0.56
Lake Lure Classical Academy - 81B	1	0.09
Lake Norman Charter - 60D	1	0.09
Langtree Charter Academy - 49F	1	0.09

Lee County Schools - 530	15	1.4
Lenoir County Public Schools - 540	4	0.37
Lincoln Charter School - 55A	1	0.09
Lincoln County Schools - 550	10	0.94
Madison County Schools - 570	3	0.28
Martin County Schools - 580	8	0.75
McDowell County Schools - 590	6	0.56
Mitchell County Schools - 610	3	0.28
Montgomery County Schools - 620	2	0.19
Moore County Schools - 630	11	1.03
Mooresville Graded School District - 491	5	0.47
Mount Airy City Schools - 862	3	0.28
Mountain Island Charter - 36C	1	0.09
Movement Charter School - 61T	1	0.09
Movement School Eastland - 62K	1	0.09
Movement School Southwest - 62P	1	0.09
NC Leadership Charter Academy - 34H	1	0.09
Nash County Public Schools - 640	12	1.12
Neuse Charter School - 51A	1	0.09
New Hanover County Schools - 650	48	4.49
Newton Conover City Schools - 182	3	0.28
North East Carolina Preparatory School - 33A	1	0.09
Northampton County Schools - 660	1	0.09
Northeast Academy of Aerospace & AdvTech - 70A	1	0.09
Northeast Regional School - Biotech/Agri - 94Z	2	0.19
Onslow County Schools - 670	17	1.59
Orange County Schools - 680	8	0.75
Oxford Preparatory School - 39B	1	0.09
Pamlico County Schools - 690	1	0.09
Pender County Schools - 710	2	0.19
Perquimans County Schools - 720	3	0.28
Person County Schools - 730	7	0.65
Piedmont Community Charter - 36B	1	0.09
Pine Lake Preparatory - 49E	1	0.09
Pine Springs Preparatory Academy - 93N	1	0.09
Pinnacle Classical Academy - 23A	2	0.19
Pitt County Schools - 740	34	3.18
Polk County Schools - 750	5	0.47
Public Schools of Robeson County - 780	20	1.87
Randolph County School System - 760	14	1.31
Richmond County Schools - 770	6	0.56

Roanoke Rapids City Schools - 421	3	0.28
Rockingham County Schools - 790	16	1.5
Rocky Mount Preparatory - 64A	1	0.09
Rowan-Salisbury Schools - 800	8	0.75
Roxboro Community School - 73B	1	0.09
Rutherford County Schools - 810	17	1.59
Sampson County Schools - 820	10	0.94
Sandhills Theatre Arts Renaiss - 63B	1	0.09
Scotland County Schools - 830	5	0.47
Southern Wake Academy - 92P	1	0.09
Stanly County Schools - 840	13	1.22
Stokes County Schools - 850	8	0.75
Summit Charter - 50A	1	0.09
Surry County Schools - 860	1	0.09
Swain County Schools - 870	3	0.28
The Mountain Community Sch - 45A	1	0.09
The New Dimensions School - 12A	1	0.09
Thomas Jefferson Classical Academy - 81A	2	0.19
Thomasville City Schools - 292	2	0.19
Transylvania County Schools - 880	1	0.09
Tyrrell County Schools - 890	1	0.09
Union Academy Charter School - 90A	1	0.09
Union County Public Schools - 900	33	3.09
Union Preparatory Academy at Indian Trail - 90C	1	0.09
Uwharrie Charter Academy - 76A	2	0.19
Vance County Schools - 910	2	0.19
Voyager Academy - 32L	1	0.09
Warren County Schools - 930	1	0.09
Washington County Schools - 940	2	0.19
Watauga County Schools - 950	2	0.19
Wayne County Public Schools - 960	17	1.59
Weldon City Schools - 422	2	0.19
Wilkes County Schools - 970	15	1.4
Wilson County Schools - 980	4	0.37
Winston Salem / Forsyth County Schools - 340	31	2.9
Yadkin County Schools - 990	2	0.19
Yancey County Schools - 995	9	0.84
Other	74	6.92

Summary

The SRO Grant Program has increased the presence of officers in schools. This year, the grant program has aided in the funding of over 800 officers and placed them in Elementary and Middle Schools across the state. The funding is critical, without it there would be districts that are unable to provide that type of protection for the students in the schools. With the increase in criminal behavior, the SRO plays an important role in the schools. Not only does the SRO enforce laws and maintain order, but they also build positive relationships with students, some of which would not have any positive interaction with law enforcement. They take on the role of mentor, many are training in CIT youth (Crisis Intervention Team) training that provides them the training to recognize a mental health crisis and respond appropriately. SRO's are the initial first responders to their schools. The Center for Safer Schools recommends the funding increase and continues to place SRO's in schools as well as increase the funding to provide more training.