



STATE OF NORTH CAROLINA
DEPARTMENT OF HEALTH AND HUMAN SERVICES

ROY COOPER
GOVERNOR

KODY H. KINSLEY
SECRETARY

September 14, 2023

SENT VIA ELECTRONIC MAIL

The Honorable Donny Lambeth, Chair
Joint Legislative Oversight Committee on
Health and Human Services
North Carolina General Assembly
Room 620, Legislative Office Building
Raleigh, NC 27603

The Honorable Jim Burgin, Chair
Joint Legislative Oversight Committee on
Health and Human Services
North Carolina General Assembly
Room 308, Legislative Office Building
Raleigh, NC 27603


The Honorable Larry Potts, Chair
Joint Legislative Oversight Committee on
Health and Human Services
North Carolina General Assembly
Room 307B1, Legislative Office Building
Raleigh, NC 27603

Dear Chairmen:

NC General Statute §120-208.4.(b) requires the Department of Health and Human Services to submit an annual report to the Joint Legislative Oversight Committee on Health and Human Services and the Fiscal Research Division on the use of lapsed salary by funds by each Division. For each Division, the report shall include the total amount of lapsed salary funds, the number of full-time equivalent positions comprising the lapsed salary funds, the Fund Code for each full-time equivalent position included in the number reported pursuant to subdivision (2) of this section, and the purposes for which the Department expended lapsed salary funds. Pursuant to the provisions of law, the Department is pleased to submit the attached report.

Should you have any questions regarding this report, please contact Karen Wade, Director of Policy, at Karen.Wade@dhhs.nc.gov.

Sincerely,

DocuSigned by:

on behalf of Kody H. Kinsley
33023E3C927E460...
Kody H. Kinsley
Secretary

cc:	Mark Collins	Joyce Jones	Lisa Wilks	Jessica Meed
	Theresa Matula	Katherine Restrepo	Amy Jo Johnson	Luke MacDonald
	Nathan Babcock	Francisco Celis Villagrana	Fred Aikens	Todd Barlow
	Darryl Childers	Melissa Roark	Marissa Doctrove	Tai Rochelle

WWW.NCDHHS.GOV
TEL 919-855-4800 • FAX 919-715-4645
LOCATION: 101 BLAIR DRIVE • ADAMS BUILDING • RALEIGH, NC 27603
MAILING ADDRESS: 2001 MAIL SERVICE CENTER • RALEIGH, NC 27699-2000
AN EQUAL OPPORTUNITY / AFFIRMATIVE ACTION EMPLOYER



STATE OF NORTH CAROLINA
DEPARTMENT OF HEALTH AND HUMAN SERVICES

ROY COOPER
GOVERNOR

KODY H. KINSLEY
SECRETARY

September 14, 2023

SENT VIA ELECTRONIC MAIL


Mr. Brian Matteson, Director
Fiscal Research Division
Suite 619, Legislative Office Building
Raleigh, NC 27603-5925

Dear Director Matteson:

NC General Statute §120-208.4.(b) requires the Department of Health and Human Services to submit an annual report to the Joint Legislative Oversight Committee on Health and Human Services and the Fiscal Research Division on the use of lapsed salary by funds by each Division. For each Division, the report shall include the total amount of lapsed salary funds, the number of full-time equivalent positions comprising the lapsed salary funds, the Fund Code for each full-time equivalent position included in the number reported pursuant to subdivision (2) of this section, and the purposes for which the Department expended lapsed salary funds. Pursuant to the provisions of law, the Department is pleased to submit the attached report.

Should you have any questions regarding this report, please contact Karen Wade, Director of Policy, at Karen.Wade@dhhs.nc.gov.

Sincerely,

DocuSigned by:

on behalf of Kody H. Kinsley
33023E3C927E460...
Kody H. Kinsley
Secretary

cc:	Mark Collins	Joyce Jones	Lisa Wilks	Jessica Meed
	Theresa Matula	Katherine Restrepo	Amy Jo Johnson	Luke MacDonald
	Nathan Babcock	Francisco Celis Villagrana	Fred Aikens	Todd Barlow
	Darryl Childers	Melissa Roark	Marissa Doctrove	Tai Rochelle

WWW.NCDHHS.GOV

TEL 919-855-4800 • FAX 919-715-4645


LOCATION: 101 BLAIR DRIVE • ADAMS BUILDING • RALEIGH, NC 27603

MAILING ADDRESS: 2001 MAIL SERVICE CENTER • RALEIGH, NC 27699-2000

AN EQUAL OPPORTUNITY / AFFIRMATIVE ACTION EMPLOYER

**State Fiscal Year 2021-22
Report on the Use of Lapsed Salary**

North Carolina General Statute 120-208.4.(b)



**Report to
The Joint Legislative Oversight Committee on
Health and Human Services**

and

The Fiscal Research Division

By

**North Carolina Department of
Health and Human Services**

September 14, 2023

Introduction

North Carolina General Statute 120-208.4.(b) requires the Department of Health and Human Services (DHHS) to submit an annual report on the use of lapsed salary funds by each Division within the Department. For each Division, the report shall include the following information about the preceding State fiscal year:

- (1) The total amount of lapsed salary funds.
- (2) The number of full-time equivalent positions comprising the lapsed salary funds.
- (3) The Fund Code for each full-time equivalent position included in the number reported pursuant to subdivision (2) of this section.
- (4) The purposes for which the Department expended lapsed salary funds.

Lapsed salary is the dollar amount not expended for salary and associated benefits (social security, retirement, longevity, and medical insurance contributions) during the period in which a position is vacant within the course of the fiscal year because of the employee's separation, reassignment, leave or unpaid leave of absence. Lapsed salary can only be used for one-time, non-recurring expenditures. These funds may not be used to establish new permanent positions or to raise the salary of existing employees.

The majority of DHHS employees are in the Department's 14 state operated healthcare facilities. These facilities provide direct medical care 24 hours per day, 7 days per week. These medical, clinical and highly skilled positions are necessary for these facilities to provide required patient care also represent the hardest positions to fill and retain.

In state fiscal year 2021-2022, DHHS generated \$214.1M in lapsed salary; of this amount, \$153.1M was repurposed for under-budgeted line items. Of the \$153.1M that was repurposed, \$56.9M was from state appropriations and \$96.2M was from Departmental receipts. Not surprising based on the number of employees and challenges with recruitment and retention of staff, approximately 78% of the lapsed salary that was generated and repurposed was used within the budget code for the Division of State Operated Healthcare Facilities (DSOHF) and the Division of Mental Health Developmental Disabilities and Substance Abuse Services (DMHDDSAS). As delineated below, lapsed salary funds are primarily being used to cover other personnel- related costs that may have been under budgeted or, when positions take longer to be filled, that make it possible for the work of the agency to still be completed.

Summary of Primary Usage:

- Cost related to overtime pay, holiday pay and shift premium differential pay for DHHS permanent staff
- Workman's compensation costs
- Costs to cover temporary services for critical positions during the period that they are vacant (recruitment and hiring period)

- COVID related expenditures not funded by COVID Relief Fund or pending FEMA reimbursement (Hazard pay, surge staffing, PPE, etc.) in the state operated healthcare facilities
- Legal and administrative costs in support of DHHS programs and operations
- Mitigate chronic budgetary shortfalls within the Department

This report covers State Fiscal Year (SFY) **2021-2022**, the period **July 1, 2021 through June 30, 2022**. The report is organized into three sections:

- **Summary of Lapsed Salary Availability and Usage** which provides the total amount of lapsed salary for the period required and the number of full-time equivalent positions comprising the lapsed salary funds by Division
- **Attachment 1** which contains the fund code by division for each full- time equivalent position reported in the Summary
- **Attachment 2** which contains the purposes for which the Department expended lapsed salary funds by Division

Summary of DHHS Lapsed Salary Funding Availability and Usage
SFY 21-22

Budget Code	Division	Total Lapsed Salary Available	Lapsed Salaries from Receipts	Lapsed Salaries from State Appropriations	Full Time Equivalent (FTE) Positions That Created Lapsed Salaries (1)	Total Lapsed Salary Usage (2)
14410	Central Administration	\$ 1,236,395	\$ 593,195	\$ 643,200	157.90	\$ 10,345,417
14411	Division of Aging and Adult Services	\$ 625,901	\$ 344,957	\$ 280,945	7.60	\$ 95,661
14420	Division of Child Development	\$ 2,749,750	\$ 2,361,229	\$ 388,521	37.58	\$ 559,856
14430	Division of Public Health	\$ 25,320,055	\$ 18,651,835	\$ 6,668,220	314.69	\$ 9,944,777
14440	Division of Social Services	\$ 4,921,047	\$ 3,347,951	\$ 1,573,096	62.47	\$ 646,687
14445	Division of Health Benefits	\$ 7,782,531	\$ 5,442,667	\$ 2,339,864	87.26	\$ 4,415,149
14450	Division of Services for the Blind, Deaf and Hard of Hearing	\$ 3,300,387	\$ 2,644,653	\$ 655,734	48.51	\$ 345,773
14460	Div. of Mental Health\DD\SAS\State Op. Health Care Facilities	\$ 151,235,770	\$ 89,681,619	\$ 61,554,150	2,250.92	\$ 120,207,402
14470	Division of Health Services Regulation	\$ 5,449,198	\$ 2,671,682	\$ 2,777,516	58.97	\$ 3,174,492
14480	Division of Vocational Rehabilitation	\$ 11,525,998	\$ 8,812,296	\$ 2,713,701	176.14	\$ 3,455,470
	Departmental Totals	\$ 214,147,031	\$ 134,552,084	\$ 79,594,947	3,202.06	\$ 153,190,684

- 1) FTE vacancies detailed at the Division and Fund Level are included on Attachment 1
Note: The total number of actual unique positions that generated the lapsed salaries totaled 4,995.
- 2) Lapsed salary usage by Division and Account is detailed on Attachment 2

**DHHS Full Time Equivalent Positions That Created Lapsed Salaries
By Division and Fund
SFY 21-22**

Fund	Fund Title	Full Time Equivalent Positions
Central Administration		
1119	Service Support - Administration	15.04
1120	Service Support - Central Management	28.89
1121	Service Support - Controller's Office	32.64
1122	DIRM - Information System Services	55.59
1124	NC Council on Developmental Disabilities	0.75
1126	Central Regional Maintenance - Dix	12.56
1127	Office of Program Evaluation, Reporting & Accountability	3.00
1129	Rural Health Services Administration	1.70
1169	Rural Health Infrastructure	6.18
1374	Low Income Drug and Medical Assistance	1.54
Central Administration Totals		157.90

Division of Aging and Adult Services		
1110	Service Support	2.05
1270	Quality Improvement - Wellness and Health Promotion	1.00
1451	Community Based Services and Supports	0.83
1452	Alzheimer's and Dementia Support Services Support	0.78
1454	Key Program	1.00
1510	Adult Protective Services and Guardianship	1.61
1570	Special Assistance	0.32
Division of Aging and Adult Services Totals		7.60

Division of Child Development and Early Education		
1110	Administration	11.11
1151	Child Care Regulation	15.51
1152	Criminal Record Checks	2.25
1161	Child Care Capacity Bldg	3.43
1330	At-Risk Pre-K Services	0.67
1380	Subsidized Child Care	4.62
Division of Child Development and Early Education Totals		37.58

Attachment 1

DHHS Full Time Equivalent Positions That Created Lapsed Salaries
By Division and Fund
SFY 21-22

Fund	Fund Title	Full Time Equivalent Positions
Division of Public Health		
1110	Administration	26.04
1151	Forensic Tests for Alcohol	8.06
1152	Asbestos and Lead Based Paint - Hazzard Management	2.44
1153	Environmental Health	3.49
1161	PH Capacity Bldg	4.99
1171	Center for Hlth Stats	6.27
1172	Medical Examiner	14.59
1173	Vital Records	24.27
1174	Public Health Lab	41.76
1175	PH Surveillance	11.64
1261	PH Promotion	2.66
1262	Health Disparities	2.17
1264	Public Health Preparedness	3.54
126C	Chronic Disease	1.21
1271	Child/Adult Prevention	9.97
1272	Child/Adult Nutrition	9.66
1311	HIV/STD Prevention	21.77
1312	Medical and Risk Assess	3.77
1313	Wisewoman	0.69
1320	Breast & Cervical Cancer	2.53
1331	Immunization	12.33
1332	Children Health Services	2.66
13A1	Maternal & Infant Hlth	2.83
13A2	WIC	8.41
13B0	Oral Health Services	9.60
1441	Early Intervention	70.95
1460	Communicable Disease	6.32
14A0	Sickle Cell - Children	0.08
Division of Public Health Totals		314.69

DHHS Full Time Equivalent Positions That Created Lapsed Salaries
By Division and Fund
SFY 21-22

Fund	Fund Title	Full Time Equivalent Positions
Division of Social Services		
1110	Administration	13.25
1160	Outrch & Ed-State Agency	0.47
1331	Fam Preservation&Support	7.85
1371	Child Support Enforcement	23.83
1372	Food And Nutrition Serv	3.77
1381	Refugee Cash&Social Serv	0.33
1384	Employment Benefits	1.85
1430	Child Protective Services	3.45
1481	Work First EmplmentServ	0.57
1482	Food & Nutr Employ&Trng	1.05
1531	Adoption Services	3.78
1532	Foster Care	2.27
Division of Social Services Totals		62.47
Division of Health Benefits		
1101	Medical Assistance Administration	61.31
1103	Health Information Technology	7.00
1104	Medicaid Transformation	18.96
Division of Medical Assistance\Health Choice Totals		87.26
Division of Services for the Blind, Deaf and Hard of Hearing		
1110	Administration	8.06
1261	Access and Outreach Deaf Community	3.57
1410	Ind Living Services	1.66
1420	Medical Eye Care Services	0.58
1451	Ind Living-Chore&Adjust	5.46
1452	Ind Living Rehab Services	2.04
1481	VR Employment	23.97
1482	Small Bus Employ	3.17
Division of Services for the Blind, Deaf and Hard of Hearing Totals		48.51

**DHHS Full Time Equivalent Positions That Created Lapsed Salaries
By Division and Fund
SFY 21-22**

Fund	Fund Title	Full Time Equivalent Positions
Division of Mental Health\DD\SAS and State Operated Health Care Facilities		
1110	Administration	42.26
1271	General Sub Abuse Prev	1.25
1443	Comm Serv-Child FIPP	1.75
1444	Community Mental Health Services - Child	0.48
1463	Substance Abuse Services - TASC	2.83
1543	Central Reg Hosp-Child	12.14
1546	Wright School-Child	1.77
1561	Broughton Hosp-Adult	285.35
1562	Cherry Hosp-Adult	241.06
1563	Central Reg Hosp-Adult	363.00
1565	Caswell Dev Center	274.95
1566	Murdoch Dev Center	335.54
1567	Riddle Dev Center	101.01
156A	Longleaf NM Center	125.25
156B	Black Mt NM Center	122.97
156C	O'Berry NM Center	226.15
156D	Julian F Keith ADATC	34.79
156E	R J Blackley ADATC	37.09
156F	Walter B Jones ADATC	41.27
Division of Mental Health\DD\SAS and State Operated Health Care Facilities Totals		2,250.92

Division of Health Services Regulation		
1110	Administration	5.03
1151	Acute and Home Care Licensure and Certification	7.76
1152	Nursing Home and Adult Care Licensure and Certification	18.20
1153	Construction	12.23
1154	Nursing Home License Cert	2.93
1156	Mental Health Lic\Cert	5.32
1157	Radiation Protection	3.31
1161	Statewide Health Plan	1.90
1162	Hospital Preparedness	0.98
1163	Local Emergency Med Serv	1.31
Division of Health Services Regulation Totals		58.97

Attachment 1

**DHHS Full Time Equivalent Positions That Created Lapsed Salaries
By Division and Fund
SFY 21-22**

Fund	Fund Title	Full Time Equivalent Positions
Division of Vocational Rehabilitation		
1110	Administration	9.89
1261	Otrch & Access-VR IL	0.50
1452	Ind Living Rehab	12.12
1470	Assist Technology Equip	0.25
1480	Vocational Rehabilitation - Employment Services	153.38
Division of Vocational Rehabilitation Totals		176.14

DHHS Utilization of Lapsed Salary Funding by Division and Account SFY 21-22

Account Title		Lapsed Salaries Expended
Central Administration		
531411	OT PAY - APPROPRIATED	\$ 66,079
531412	OT PAY - RECEIPTS	\$ 29,738
531413	OT PAY - UNDESIGNATED	\$ 1,359,019
531421	HOLIDAY PAY - APPRO	\$ 77
531422	HOLIDAY PAY - RECEIPTS	\$ 815
531423	HOLIDAY PAY - UNDESIGNATD	\$ 28,306
531433	SHIFT PREM PAY - UNDESIG	\$ 23,289
531443	CALLBK/STBY PREM PAY-UNDE	\$ 20,723
531462	EPA&SPA-LONGVTY PAY-REC	\$ 14,170
531463	EPA&SPA-LONGVTY PAY-UNDES	\$ 296,200
531473	BONUS-INCENTIVE PAY-UNDES	\$ 40,000
531625	ST DISABIL-UNDESIG/UNIV	\$ 34,355
531631	WRKER COMP-MED PAYMENTS	\$ 9,252
531663	TAX EMP REIMB/ALLOW-UNDES	\$ 105
532110	LEGAL SERVICES	\$ 189,385
532140	OTH INFORMATION TECH SVCS	\$ 4,400,000
532148	APPLICATION DEVELOPMENT	\$ 83,390
53214B	IT SUBSCRIPTION SUPPORT	\$ 241,656
532170	ADMIN SERVICES	\$ 2,510,145
532181	FOOD SER AGREEMENT	\$ 3,027
532184	JANITORIAL SER AGREEMENT	\$ 1,863
532185	WASTE REM/RECY SER AGREEM	\$ 64
532199	MISC CONTRACTUAL SERVICES	\$ 196,345
532332	REPAIRS-OTH COMPUTER EQP	\$ 206
532448	MAINT AGREE-PC SOFTWARE	\$ 3,137
532449	MAINT AGREE-SERVER SOFTWR	\$ 14,201
532524	RENT/LEASE-GEN OFF EQUIP	\$ 4,828
532714	TRANSP-GRND - IN STATE	\$ 5,264
532711	TRANSP AIR - IN STATE	\$ 11
532712	TRANS AIR-OUT STATE,IN US	\$ 330
532717	TRANSP OTHER - IN STATE	\$ 311
532722	LODGING-OUT STATE, IN US	\$ 1,576
532724	MEALS - IN STATE	\$ 146
532725	MEALS-OUT OF STATE,IN US	\$ 401
532727	MISC - IN STATE	\$ 44
532811	TELEPHONE SERVICE	\$ 1,275
532812	TELECOMMUN DATA CHRG	\$ 74
532814	CELLULAR PHONE SERVICES	\$ 179,768
532815	EMAIL AND CALENDARING	\$ 1,139
532824	MANAGED SERVER SVCS	\$ 77
532826	SOFTWARE SUBSCRIPTIONS	\$ 4,238

DHHS Utilization of Lapsed Salary Funding by Division and Account SFY 21-22

Account Title		Lapsed Salaries Expended
532840	POSTAGE, FREIGHT & DELIV	\$ 110
532860	ADVERTISING	\$ 3,680
532913	LIABILITY INSURANCE	\$ 486
532930	REGISTRATION FEES	\$ 20,145
532942	OTHER EMP EDUCATIONAL EXP	\$ 985
533110	GENERAL OFFICE SUPPLIES	\$ 2,128
533120	DATA PROCESSING SUPPLIES	\$ 15,496
533150	SECURITY & SAFETY SUPP	\$ 456
533310	GASOLINE	\$ 24
534534	PC/PRINTER EQUIPMENT	\$ 216,156
534539	OTHER EQUIPMENT	\$ 2,831
534521	OFFICE EQUIPMENT	\$ 485
534528	EQUIP-VOICE COMMUNICATION	\$ 43
534630	LBRRY&LRNING RESRCE COLL	\$ 100
534711	OTHER COMPUTER SOFTWARE	\$ 4,000
534713	PC SOFTWARE	\$ 12,106
535830	MEMBERSHIP DUES&SUBSCRIPT	\$ 58,464
535840	SERVICE & OTHER AWARDS	\$ 1,193
535890	OTHER ADMIN EXPENSE	\$ 5,314
535960	ELECTRONIC PAYMT PROC FEE	\$ 236,186
Central Administration Totals		\$ 10,345,417

Division of Aging and Adult Services		
531413	OT PAY - UNDESIGNATED	\$ 19,727
531421	HOLIDAY PAY - APPRO	\$ 98
531423	HOLIDAY PAY - UNDESIGNATD	\$ 542
531461	EPA&SPA-LONGVTY PAY-APPRO	\$ 7,692
531463	EPA&SPA-LONGVTY PAY-UNDES	\$ 14,742
531572	UNEMP COMP PAYMNTS	\$ 60
532170	ADMIN SERVICES	\$ 42,732
532919	OTHER INSURANCE	\$ 10,068
Division of Aging and Adult Services Totals		\$ 95,661

Division of Child Development		
531411	OT PAY - APPROPRIATED	\$ 6,073
531412	OT PAY - RECEIPTS	\$ 26,131
531413	OT PAY - UNDESIGNATED	\$ 4,964
531421	HOLIDAY PAY - APPRO	\$ 135
531422	HOLIDAY PAY - RECEIPTS	\$ 299
531423	HOLIDAY PAY - UNDESIGNATD	\$ 679
531461	EPA&SPA-LONGVTY PAY-APPRO	\$ 341
531462	EPA&SPA-LONGVTY PAY-REC	\$ 30,529

DHHS Utilization of Lapsed Salary Funding by Division and Account SFY 21-22

	Account Title	Lapsed Salaries Expended
531463	EPA&SPA-LONGVTY PAY-UNDES	\$ 57,833
532140	AUTOMATION SERVICES	\$ 226,132
532170	ADMIN SERVICES	\$ 206,740
Division of Child Development Totals		\$ 559,856

Division of Public Health		
531411	OT PAY - APPROPRIATED	\$ 29,487
531412	OT PAY - RECEIPTS	\$ 135,648
531413	OT PAY - UNDESIGNATED	\$ 103,276
531421	HOLIDAY PAY - APPRO	\$ 18,307
531422	HOLIDAY PAY - RECEIPTS	\$ 29,987
531423	HOLIDAY PAY - UNDESIGNATD	\$ 10,172
531441	CALLBK/STBY PREM PAY-APPR	\$ 29,129
531442	CALLBK/STBY PREM PAY-RECT	\$ 17,146
531443	CALLBK/STBY PREM PAY-UNDE	\$ 4,121
531461	EPA&SPA-LONGVTY PAY-APPR	\$ 31,370
531462	EPA&SPA-LONGVTY PAY-REC	\$ 253,989
531463	EPA&SPA-LONGVTY PAY-UNDES	\$ 71,796
531452	DUAL EMPL WAGES - RECPTS	\$ 2,145
531625	ST DISABIL-UNDESIG/UNIV	\$ 15,871
531627	ST DISABILITY PMT-APPROP	\$ 12,768
531628	ST DISABILITY PMT-RECEIPT	\$ 75,260
531631	WRKER COMP-MED PAYMENTS	\$ 131,362
532132	OTHER PROVIDED MED SER	\$ 4,632
532140	OTH INFORMATION TECH SVCS	\$ 285,345
532150	ACADEMIC SERVICES	\$ 89,981
532170	ADMIN SERVICES	\$ 2,076,037
532184	JANITORIAL SER AGREEMENT	\$ 65,350
532185	WASTE REM/RECY SER AGREE	\$ 1,579
532186	SECURITY SERVICE AGREE	\$ 4,786
532191	DUAL EMP PAY TO AGENCY	\$ 32,995
532199	MISC CONTRACTUAL SERVICE	\$ 614,334
532210	ENRG SER -ELECTRICAL	\$ 39,743
532220	ENRG SER-COMMERCIAL FUEL	\$ 3,099
532230	ENRG SER -WATER & SEWER	\$ 2,653
532331	REPAIRS-VEHICLE/CAR WASH	\$ 1,135
532333	REPAIRS-OTHER EQUIPMENT	\$ 2,728
532336	REPAIRS-LAN EQUIP	\$ 319
532337	REPAIRS-PC/PRINTER	\$ 309
532339	REPAIR-VOICE COMMUN EQUIP	\$ 702
532430	MAINT AGREEMENT-EQUIP	\$ 73,293
532446	MAINT AGREE-LAN EQUIP	\$ 802

DHHS Utilization of Lapsed Salary Funding by Division and Account SFY 21-22

	Account Title	Lapsed Salaries Expended
532447	MAINT AGREE-PC/PRINTER	\$ 99
532448	MAINT AGREE-PC SOFTWARE	\$ 29,695
532449	MAINT AGREE-SERVER SOFTWR	\$ 38,171
532450	MAINT AGREE-SERVER EQUIP	\$ 208,803
532512	RENT/LEASE-BLDINGS/OFFIC	\$ 1,020,784
532521	RENT/LEASE-MOTOR VEHICLE	\$ 288,636
532524	RENT/LEASE-GEN OFF EQUIP	\$ 34,013
532533	RENT/LEASE-LAN EQUIP	\$ 391
532714	TRANSP-GRND - IN STATE	\$ 412
532721	LODGING - IN STATE	\$ 218
532724	MEALS - IN STATE	\$ 1,059
532727	MISC - IN STATE	\$ 100
532811	TELEPHONE SERVICE	\$ 176,482
532812	TELECOMMUN DATA CHRG	\$ 280,538
532814	CELLULAR PHONE SERVICES	\$ 186,737
532818	DATA WIRING SVC CHRG	\$ 2,501
532819	TELEPHONE WIRING SVC CHRG	\$ 294
532822	MANAGED LAN SVC CHARGE	\$ 11,406
532826	SOFTWARE SUBSCRIPTIONS	\$ 249,989
532840	POSTAGE, FREIGHT & DELIV	\$ 69,618
532850	PRINT,BIND,DUPLICATE	\$ 55,927
532913	LIABILITY INSURANCE	\$ 39,893
532930	REGISTRATION FEES	\$ 29,086
533110	GENERAL OFFICE SUPPLIES	\$ 26,904
533120	DATA PROCESSING SUPPLIES	\$ 7,520
533150	SECURITY & SAFETY SUPP	\$ 1,200
533210	JANITORIAL SUPPLIES	\$ 2,643
533310	GASOLINE	\$ 15,276
533690	OTHER MED/PHARM SUPPLIES	\$ 7,569
533710	SCIENTIFIC SUPPLIES	\$ 632,290
533720	EDUCATIONAL SUPPLIES	\$ 37,402
534511	FURN-OFFICE	\$ 44,203
534521	OFFICE EQUIPMENT	\$ 13,039
534523	EQUIP-SCIENTIFIC/MEDICAL	\$ 175
534528	EQUIP-VOICE COMMUNICATION	\$ 45,943
534533	LAN EQUIPMENT	\$ 185
534534	PC/PRINTER EQUIPMENT	\$ 288,508
534535	SERVER EQUIPMENT	\$ 140
534539	OTHER EQUIPMENT	\$ 65,424
534630	LBRRY&LRNING RESRCE COLL	\$ 288
534713	PC SOFTWARE	\$ 26,050
534714	SERVER SOFTWARE	\$ 2,228

DHHS Utilization of Lapsed Salary Funding by Division and Account SFY 21-22

Account Title		Lapsed Salaries Expended
535111	LEGAL SETTLEMENTS	\$ 41,135
535830	MEMBERSHIP DUES&SUBSCRIP	\$ 7,079
535840	SERVICE & OTHER AWARDS	\$ 9,411
535890	OTHER ADMIN EXPENSE	\$ 35,294
536165	PHARMACEUTICALS	\$ 61,524
536260	GO CR AID TO COUNTY	\$ 200,387
536263	GO CR OTHER LOCAL GVRNMNT	\$ 127,129
536267	GO CR HIGHER EDUCATION	\$ 24,869
536C01	NGO CR HIGHER EDUCATION	\$ 162,476
536C02	NGO CR OTHER	\$ 36,730
537128	AP RESERVE ACCOUNT	\$ 11,957
538372	MEDICAID MAXIMIZATION	\$ 481,722
538375	DMA MEDICAID TITLE XIX	\$ 9,553
5381C1	AGENCY OPERATING TRANSFER	\$ 522,016
Division of Public Health Totals		\$ 9,944,777
Division of Social Services		
531412	OT PAY - RECEIPTS	\$ 39
531413	OT PAY - UNDESIGNATED	\$ 163,650
531423	HOLIDAY PAY - UNDESIGNATD	\$ 4,431
531463	EPA&SPA-LONGVTY PAY-UNDES	\$ 8,119
531631	WRKER COMP-MED PAYMENTS	\$ 22,698
532170	ADMIN SERVICES	\$ 441,997
532521	RENT/LEASE-MOTOR VEHICLES	\$ 5,753
Division of Social Services Totals		\$ 646,687
Division of Health Benefits		
531413	OT PAY - UNDESIGNATED	\$ 2,498
531462	EPA&SPA-LONGVTY PAY-REC	\$ 1,041
532140	OTH INFORMATION TECH SVCS	\$ 1,904,899
532199	MISC CONTRACTUAL SERVICES	\$ 389,036
532727	MISC - IN STATE	\$ 66
532814	CELLULAR PHONE SERVICES	\$ 466
532840	POST,FR&DEL-POSTAL METER	\$ 12
535111	LEGAL SETTLEMENTS	\$ 2,117,066
535890	OTHER ADMIN EXPENSE	\$ 65
Division of Health Benefits Totals		\$ 4,415,149
Division of Services for the Blind, Deaf and Hard of Hearing		
531412	OT PAY - RECEIPTS	\$ 8,336
531413	OT PAY - UNDESIGNATED	\$ 3,559
531422	HOLIDAY PAY - RECEIPTS	\$ 926
531423	HOLIDAY PAY - UNDESIGNATD	\$ 3,504
531433	SHIFT PREM PAY - UNDESIG	\$ 17,936

DHHS Utilization of Lapsed Salary Funding by Division and Account SFY 21-22

	Account Title	Lapsed Salaries Expended
531443	CALLBK/STBY PREM PAY-UNDE	\$ 25
531463	EPA&SPA-LONGVTY PAY-UNDES	\$ 14,775
531631	WRKER COMP-MED PAYMENTS	\$ 5,073
532170	ADMIN SERVICES	\$ 120,776
532199	MISC SVC-INTERPRETR-OTHER	\$ 16,000
532512	RENT/LEASE-BLDINGS/OFFICE	\$ 30,850
532714	TRANSP-GRND - IN STATE	\$ 9,138
532814	CELLULAR PHONE SERVICES	\$ 114,875
Division of Services for the Blind, Deaf and Hard of Hearing Totals		\$ 345,773

Division of Mental Health\DD\SAS and State Operated Facilities		
531254	SPA TEACHING SUPPL-APPROP	\$ 51,483
531255	SPA TEACHING SUPP-RECEIPT	\$ 137,448
531312	REG(N S) TEMP WAGES-RECPT	\$ 336
531411	OT PAY - APPROPRIATED	\$ 16,235,028
531412	OT PAY - RECEIPTS	\$ 8,432,827
531414	CDE MAND PREM PAY-APPROPR	\$ 196
531415	CDE MAND PREM PAY-RECEIPT	\$ 1,894
531420	HOLIDAY PAY - UNIV	\$ 48
531421	HOLIDAY PAY - APPRO	\$ 425,700
531422	HOLIDAY PAY - RECEIPTS	\$ 1,472,041
531430	SHIFT PREM PAY - UNIV	\$ 24,723
531431	SHIFT PREM PAY - APPRO	\$ 7,018,325
531432	SHIFT PREM PAY - RECEIPTS	\$ 10,315,315
531441	CALLBK/STBY PREM PAY-APPR	\$ 84,054
531442	CALLBK/STBY PREM PAY-RECT	\$ 280,986
531451	DUAL EMPL WAGES - APPRO	\$ 4,564
531452	DUAL EMPL WAGES - RECPTS	\$ 88,987
531461	EPA&SPA-LONGVTY PAY-APPRO	\$ 153,790
531462	EPA&SPA-LONGVTY PAY-REC	\$ 1,405,318
531471	BONUS-INCENTIVE PAY-APPRO	\$ 25
531472	BONUS-INCENTIVE PAY-RECPT	\$ 21,850
531475	BONUS-ARPA-APPROPRIATED	\$ 1,799,224
531476	BONUS-ARPA-RECEIPTS	\$ 4,995,296
531484	FACILITY HIGH NEED SUP	\$ 3,959
531627	ST DISABILITY PMT-APPROP	\$ 295,380
531628	ST DISABILITY PMT-RECEIPT	\$ 643,734
531631	WRKER COMP-MED PAYMENTS	\$ 2,239,449
531642	THERAPEUTIC WAGES	\$ 50,262
531651	COMPENSATION TO BOARD MEM	\$ 291
532110	LEGAL SERVICES	\$ 705,737
532131	HOSPITAL PROVIDED MED SERV	\$ 523,527

DHHS Utilization of Lapsed Salary Funding by Division and Account SFY 21-22

	Account Title	Lapsed Salaries Expended
532132	OTHER PROVIDED MED SER	\$ 33,267,857
532134	MENTAL HEALTH SERVICES	\$ -
532140	OTH INFORMATION TECH SVCS	\$ 919,794
532170	ADMIN SERVICES	\$ 10,481,637
532182	LAUNDRY SER AGREEMENT	\$ 295,052
532183	LABORATORY SER AGREEMENT	\$ 340,247
532185	WASTE REM/RECY SER AGREEM	\$ 83,213
532187	PEST CONTROL AGREEMENT	\$ 16,819
532191	DUAL EMP PAY TO AGENCY	\$ 1,743
532199	MISC CONTRACTUAL SERVICES	\$ 1,225,722
532210	ENRG SER -ELECTRICAL	\$ 89,123
532220	ENRG SER-COMMERCIAL FUEL	\$ 45,717
532230	ENRG SER -WATER & SEWER	\$ 10,299
532310	REPAIRS-BUILDINGS	\$ 50,251
532331	REPAIRS-MOTOR VEHICLES	\$ 160
532333	REPAIRS-OTHER EQUIPMENT	\$ 69,391
532337	REPAIRS-PC/PRINTER	\$ 503
532390	REPAIRS-OTHER	\$ 2,000
532430	MAINT AGREEMENT-EQUIP	\$ 855,166
532441	MAINT AGRMT-OTHER SOFTWRE	\$ 629,795
532446	MAINT AGREE-LAN EQUIP	\$ 17,000
532447	MAINT AGREE-PC/PRINTER	\$ 3,879
532448	MAINT AGREE-PC SOFTWARE	\$ 159,468
532449	MAINT AGREE-SERVER SOFTWR	\$ 597,562
532490	MAINT AGREEMENT-OTHER	\$ 269,711
532521	RENT/LEASE-MOTOR VEHICLES	\$ 3,866
532524	RENT/LEASE-GEN OFF EQUIP	\$ 19,430
532535	RENT/LEASE-SERVER EQUIP	\$ 360,904
532590	RENT/LEASE OTHER PROPERTY	\$ 105
532714	TRANSP-GRND - IN STATE	\$ 3,049
532721	LODGING - IN STATE	\$ 96
532724	MEALS - IN STATE	\$ 10
532727	MISC - IN STATE	\$ 395
532728	MISC - OUT STATE, IN US	\$ 19
532731	BD/NON-EMPLOYEE TRANSP	\$ 3
532811	TELEPHONE SERVICE	\$ 148,794
532812	TELECOMMUN DATA CHRG	\$ 1,341
532814	CELLULAR PHONE SERVICES	\$ 9,939
532826	SOFTWARE SUBSCRIPTIONS	\$ 1,841
532840	POSTAGE, FREIGHT & DELIV	\$ 1,850
532850	PRINT,BIND,DUPLICATE	\$ 45
532860	ADVERTISING	\$ 360

DHHS Utilization of Lapsed Salary Funding by Division and Account SFY 21-22

Account Title		Lapsed Salaries Expended
532870	CABLE TV	\$ 742
532911	PROPERTY-INSURANCE	\$ 183
532912	MOTOR VEHICLE INSURANCE	\$ -
532913	LIABILITY INSURANCE	\$ 226,752
532930	REGISTRATION FEES	\$ 650
532942	OTHER EMP EDUCATIONAL EXP	\$ 1,300
533150	SECURITY & SAFETY SUPP	\$ 11,166
533220	BEDDING & TEXTILE PROD	\$ 1,477
533240	CARPENTRY & HARDWARE SUPP	\$ 60,463
533290	OTHER FACILITY & HARDWARE	\$ 60,557
533110	GENERAL OFFICE SUPPLIES	\$ 23,487
533120	DATA PROCESSING SUPPLIES	\$ 3,738
533190	OTHER ADMIN SUPPLIES	\$ 250
533210	JANITORIAL SUPPLIES	\$ 57,960
533260	SAND, GRAVEL, CONCRETE SUPP	\$ 192
533310	GASOLINE	\$ 936
533340	TIRES & TUBES	\$ 5,000
533350	MOTOR VEH REPLCEMNT PARTS	\$ 10,000
533410	FOOD SUPPLIES	\$ 456,810
533420	DIETARY SUPPLIES	\$ 16,494
533520	RECREATIONAL SUPPLIES	\$ 247
533610	DRUG SUPPLIES	\$ 255,246
533690	OTHER MED/PHARM SUPPLIES	\$ 1,973,064
533720	EDUCATIONAL SUPPLIES	\$ 10,263
533900	OTHER MATERIALS & SUPP	\$ 200,555
534511	FURN-OFFICE	\$ 3,180
533530	REHABILITATION SUPPLIES	\$ 3,552
533630	DENTAL SUPPLIES	\$ 27,481
533640	OPTICAL SUPPLIES	\$ 4,000
534512	FURN-RESIDENTIAL	\$ 235
534523	EQUIP-SCIENTIFIC/MEDICAL	\$ 676,690
534525	EQUIP-DIETARY	\$ 4,831
534529	EQUIP-CUSTODY & SECURITY	\$ 2,045
534530	OTHER DP EQUIPMENT	\$ 748,351
534532	VIDEO TRANSMISSION EQUIP	\$ 620
534533	LAN EQUIPMENT	\$ 220,000
534534	PC/PRINTER EQUIPMENT	\$ 76,973
534535	SERVER EQUIPMENT	\$ 15,497
534539	OTHER EQUIPMENT	\$ 54,455
534541	AUTOS, TRUCKS, & BUSES	\$ 32,000
534713	PC SOFTWARE	\$ 208
534714	SERVER SOFTWARE	\$ 1,924,312

DHHS Utilization of Lapsed Salary Funding by Division and Account SFY 21-22

Account Title		Lapsed Salaries Expended
535111	LEGAL SETTLEMENTS	\$ 50,000
535120	LICENSES & PERMIT COSTS	\$ 37,170
535232	LEO SEPARATION ALLOWANCE	\$ 47,260
535313	CAPITAL LEASE PRIN PAY	\$ 108,664
535323	CAPITAL LEASE INT PAY	\$ 87
535810	STUD/PATINT ENTRTNMNT EXP	\$ 321
535830	MEMBERSHIP DUES&SUBSCRIPT	\$ 83,892
535840	SERVICE & OTHER AWARDS	\$ 221
535890	OTHER ADMIN EXPENSE	\$ 8,423
535900	OTHER EXPENSES	\$ 1,833,013
5381P1	14460 DMH FUND 1562	\$ 3,470,436
Division of Mental Health\DD\SAS and State Operated Faculties To		\$ 120,207,402

Division of Health Services Regulation		
531254	SPA TEACHING SUPPL-APPROP	\$ 343
531255	SPA TEACHING SUPPLE-REC	\$ 1,027
531412	OT PAY - RECEIPTS	\$ 45
531413	OT PAY - UNDESIGNATED	\$ 3,291
531421	HOLIDAY PAY - APPRO	\$ 31
531422	HOLIDAY PAY - RECEIPTS	\$ 2,469
531423	HOLIDAY PAY - UNDESIGNATD	\$ 3,612
531461	EPA&SPA-LONGVTY PAY-APPRO	\$ 772
531462	EPA&SPA-LONGVTY PAY-REC	\$ 13,334
531463	EPA&SPA-LONGVTY PAY-UNDES	\$ 21,914
531625	ST DISABIL-UNDESIG/UNIV	\$ 36,872
531631	WRKER COMP-MED PAYMENTS	\$ 3,505
532110	LEGAL SERVICES	\$ 403,005
532170	ADMIN SERVICES	\$ 292,882
532185	WASTE REM/RECY SER AGREEM	\$ 27
532199	MISC CONTRACTUAL SERVICES	\$ 72,338
532512	RENT/LEASE-BLDINGS/OFFICE	\$ 35,787
532521	RENT/LEASE-MOTOR VEHICLES	\$ 242,326
532711	TRANSP AIR - IN STATE	\$ 216
532712	TRANS AIR-OUT STATE,IN US	\$ 6,448
532714	TRANSP-GRND - IN STATE	\$ 316,641
532721	LODGING - IN STATE	\$ 136,136
532724	MEALS - IN STATE	\$ 44,091
532727	MISC - IN STATE	\$ 85
532811	TELEPHONE SERVICE	\$ 242,477
532813	TELECONFERENCE CHARGES	\$ 35
532817	INTERNET SERV PROV CHARGE	\$ 11,575
532840	POSTAGE, FREIGHT & DELIV	\$ 3,203

DHHS Utilization of Lapsed Salary Funding by Division and Account SFY 21-22

Account Title		Lapsed Salaries Expended
532930	REGISTRATION FEES	\$ 6,000
533110	GENERAL OFFICE SUPPLIES	\$ 1,741
533120	DATA PROCESSING SUPPLIES	\$ 1,393
533310	GASOLINE	\$ 4,430
534523	EQUIP-SCIENTIFIC/MEDICAL	\$ 176,380
534528	EQUIP-VOICE COMMUNICATION	\$ 99
534534	PC/PRINTER EQUIPMENT	\$ 189,007
534535	SERVER EQUIPMENT	\$ 138,757
534713	PC SOFTWARE	\$ 91,933
535113	COURT COSTS	\$ 506,608
535640	INDIRECT (OVERHEAD) COSTS	\$ 117,688
535890	OTHER ADMIN EXPENSE	\$ 920
535940	COLLECTION COSTS	\$ 313
536E01	LT CARE ENHANCEMENT GRANT	\$ 4,607
538030	FINE/PENALTY/FORFEIT-TRAN	\$ 40,129
Division of Health Services Regulation Totals		\$ 3,174,492

Division of Vocational Rehabilitation		
531413	OT PAY - UNDESIGNATED	\$ 43,339
531423	HOLIDAY PAY - UNDESIGNATD	\$ 2,310
531463	EPA&SPA-LONGVTY PAY-UNDES	\$ 76,463
531625	ST DISABIL-UNDESIG/UNIV	\$ 104,814
531631	WRKER COMP-MED PAYMENTS	\$ 638,989
532133	EMPLOYEE/EMPLOYMENT PHYSICA	\$ 24,761
532170	ADMIN SERVICES	\$ 1,021,842
532184	JANITORIAL SER AGREEMENT	\$ 95,429
532512	RENT/LEASE-BLDINGS/OFFICE	\$ 839,283
532850	PRINT,BIND,DUPLICATE	\$ 23,973
533720	EDUCATIONAL SUPPLIES	\$ 27,691
534534	PC/PRINTER EQUIPMENT	\$ 521,514
534539	OTHER EQUIPMENT	\$ 35,062
Division of Vocational Rehabilitation Totals		\$ 3,455,470