

STATE OF NORTH CAROLINA
DEPARTMENT OF HEALTH AND HUMAN SERVICES

ROY COOPER
GOVERNOR

KODY H. KINSLEY
SECRETARY

February 1, 2024

SENT VIA ELECTRONIC MAIL

The Honorable Donny Lambeth, Chair
Joint Legislative Oversight Committee on
Health and Human Services
North Carolina General Assembly
Room 620, Legislative Office Building
Raleigh, NC 27603

The Honorable Joyce Krawiec, Chair
Joint Legislative Oversight Committee on
Health and Human Services
North Carolina General Assembly
Room 308, Legislative Office Building
Raleigh, NC 27603


The Honorable Larry Potts, Chair
Joint Legislative Oversight Committee on
Health and Human Services
North Carolina General Assembly
Room 307B1, Legislative Office Building
Raleigh, NC 27603

Dear Chairmen:

NC General Statute §120-208.4.(b) requires the Department of Health and Human Services to submit an annual report to the Joint Legislative Oversight Committee on Health and Human Services and the Fiscal Research Division on the use of lapsed salary by funds by each Division. For each Division, the report shall include the total amount of lapsed salary funds, the number of full-time equivalent positions comprising the lapsed salary funds, the Fund Code for each full-time equivalent position included in the number reported pursuant to subdivision (2) of this section, and the purposes for which the Department expended lapsed salary funds. Pursuant to the provisions of law, the Department is pleased to submit the attached report.

Should you have any questions regarding this report, please contact Karen Wade, Director of Policy, at Karen.Wade@dhhs.nc.gov.

Sincerely,

DocuSigned by:

33023E3C927E460...
Kody H. Kinsley
Secretary

cc:	Mark Collins	Joyce Jones	Lisa Wilks	Susie Camilleri
	Theresa Matula	Todd Barlow	Amy Jo Johnson	Luke MacDonald
	Nathan Babcock	Francisco Celis Villagrana	Fred Aikens	Darryl Childers
	Melissa Roark	Marissa Doctrove	Tai Rochelle	

WWW.NCDHHS.GOV
TEL 919-855-4800 • FAX 919-715-4645
LOCATION: 101 BLAIR DRIVE • ADAMS BUILDING • RALEIGH, NC 27603
MAILING ADDRESS: 2001 MAIL SERVICE CENTER • RALEIGH, NC 27699-2000
AN EQUAL OPPORTUNITY / AFFIRMATIVE ACTION EMPLOYER



STATE OF NORTH CAROLINA
DEPARTMENT OF HEALTH AND HUMAN SERVICES

ROY COOPER
GOVERNOR

KODY H. KINSLEY
SECRETARY

February 1, 2024

SENT VIA ELECTRONIC MAIL

Mr. Brian Matteson, Director
Fiscal Research Division
Suite 619, Legislative Office Building
Raleigh, NC 27603-5925


Dear Director Matteson:

NC General Statute §120-208.4.(b) requires the Department of Health and Human Services to submit an annual report to the Joint Legislative Oversight Committee on Health and Human Services and the Fiscal Research Division on the use of lapsed salary by funds by each Division. For each Division, the report shall include the total amount of lapsed salary funds, the number of full-time equivalent positions comprising the lapsed salary funds, the Fund Code for each full-time equivalent position included in the number reported pursuant to subdivision (2) of this section, and the purposes for which the Department expended lapsed salary funds. Pursuant to the provisions of law, the Department is pleased to submit the attached report.

Should you have any questions regarding this report, please contact Karen Wade, Director of Policy, at Karen.Wade@dhhs.nc.gov.

Sincerely,

DocuSigned by:


33023E3C927E460...
Kody H. Kinsley
Secretary

cc:	Mark Collins	Joyce Jones	Lisa Wilks	Susie Camilleri
	Theresa Matula	Todd Barlow	Amy Jo Johnson	Luke MacDonald
	Nathan Babcock	Francisco Celis Villagrana	Fred Aikens	Darryl Childers
	Melissa Roark	Marissa Doctrove	Tai Rochelle	

WWW.NCDHHS.GOV

TEL 919-855-4800 • FAX 919-715-4645


LOCATION: 101 BLAIR DRIVE • ADAMS BUILDING • RALEIGH, NC 27603

MAILING ADDRESS: 2001 MAIL SERVICE CENTER • RALEIGH, NC 27699-2000

AN EQUAL OPPORTUNITY / AFFIRMATIVE ACTION EMPLOYER

**State Fiscal Year 2022-23
Report on the Use of Lapsed Salary**

North Carolina General Statute 120-208.4.(b)



**Report to
The Joint Legislative Oversight Committee on
Health and Human Services**

Fiscal Research Division

By

**North Carolina Department of
Health and Human Services**

February 1, 2024

Introduction

North Carolina General Statute 120-208.4.(b) requires the Department of Health and Human Services (DHHS) to submit an annual report on the use of lapsed salary funds by each Division within the Department. For each Division, the report shall include the following information about the preceding State fiscal year:

- (1) The total amount of lapsed salary funds.
- (2) The number of full-time equivalent positions comprising the lapsed salary funds.
- (3) The Fund Code for each full-time equivalent position included in the number reported pursuant to subdivision (2) of this section.
- (4) The purposes for which the Department expended lapsed salary funds.

Lapsed salary is the dollar amount not expended for salary and associated benefits (social security, retirement, longevity, and medical insurance contributions) during the period in which a position is vacant within the course of the fiscal year because of the employee's separation, reassignment, leave or unpaid leave of absence. Lapsed salary can only be used for one-time, non-recurring expenditures. These funds may not be used to establish new permanent positions or to raise the salary of existing employees.

The majority of DHHS employees are in the Department's 14 state operated healthcare facilities. These facilities provide direct medical care 24 hours per day, 7 days per week. These medical, clinical and highly skilled positions are necessary for these facilities to provide required patient care and also represent the hardest positions to fill and retain.

In state fiscal year 2022-2023, DHHS generated \$304.1M in lapsed salary; of this amount, \$171.4M was repurposed for under-budgeted line items. Of the \$171.4M that was repurposed, \$61.M was from state appropriations and \$109.7M was from Departmental receipts. Not surprising based on the number of employees and challenges with recruitment and retention of staff, approximately 76% of the lapsed salary that was generated and repurposed was used within the budget code for the Division of State Operated Healthcare Facilities (DSOHF) and the Division of Mental Health Developmental Disabilities and Substance Abuse Services (DMHDDSAS). As delineated below, lapsed salary funds are primarily being used to cover other personnel- related costs that may have been under budgeted or, when positions take longer to be filled, that make it possible for the work of the agency to still be completed.

Summary of Primary Usage:

- Cost related to overtime pay, holiday pay and shift premium differential pay for DHHS permanent staff
- Workman's compensation costs
- Costs to cover temporary services for critical positions during the period that they are vacant (recruitment and hiring period)
- Legal and administrative costs in support of DHHS programs and operations

- Mitigate chronic budgetary shortfalls within the Department

This report covers State Fiscal Year (SFY) **2022-2023**, the period **July 1, 2022 through June 30, 2023**. The report is organized into three sections:

- **Summary of Lapsed Salary Availability and Usage** which provides the total amount of lapsed salary for the period required and the number of full-time equivalent positions comprising the lapsed salary funds by Division
- **Attachment 1** which contains the fund code by division for each full- time equivalent position reported in the Summary
- **Attachment 2** which contains the purposes for which the Department expended lapsed salary funds by Division

Summary of DHHS Lapsed Salary Funding Availability and Usage SFY 22-23

Budget Code	Division	Total Lapsed Salary Available	Lapsed Salaries from Receipts	Lapsed Salaries from State Appropriations	Full Time Equivalent (FTE) Positions That Created Lapsed Salaries (1)	Total Lapsed Salary Usage (2)
14410	Central Administration	\$ 21,876,170	\$ 10,547,773	\$ 11,328,397	190.58	\$ 7,887,439
14411	Division of Aging and Adult Services	\$ 983,278	\$ 558,846	\$ 424,432	10.79	\$ 116,046
14420	Division of Child Development	\$ 2,963,286	\$ 2,699,299	\$ 263,986	39.33	\$ 848,873
14430	Division of Public Health	\$ 26,730,860	\$ 20,134,716	\$ 6,596,144	292.12	\$ 8,403,266
14435	Division of Child and Family Well-Being	\$ 9,248,737	\$ 6,417,680	\$ 2,831,057	114.45	\$ 5,566,713
14440	Division of Social Services	\$ 6,358,074	\$ 3,886,096	\$ 2,471,977	77.11	\$ 2,655,436
14445	Division of Health Benefits	\$ 7,808,749	\$ 5,635,587	\$ 2,173,162	79.90	\$ 6,732,188
14450	Division of Services for the Blind, Deaf and Hard of Hearing	\$ 4,709,699	\$ 3,781,060	\$ 928,640	66.86	\$ 299,038
14460	Div. of Mental Health\DD\SAS\State Op. Health Care Facilities	\$ 218,405,797	\$ 133,319,522	\$ 85,086,275	3,218.62	\$ 130,052,217
14470	Division of Health Services Regulation	\$ 9,100,038	\$ 4,728,234	\$ 4,371,804	96.13	\$ 4,432,904
14480	Division of Vocational Rehabilitation	\$ 16,551,028	\$ 12,839,043	\$ 3,711,985	244.30	\$ 4,491,838
	Departmental Totals	\$ 324,735,715	\$ 204,547,855	\$ 120,187,860	4,430.18	\$ 171,485,958

1) FTE vacancies detailed at the Division and Fund Level are included on Attachment 1

Note: The total number of actual unique positions that generated the lapsed salaries totaled 7,542.

2) Lapsed salary usage by Division and Account is detailed on Attachment 2

**DHHS Full Time Equivalent Positions That Created Lapsed Salaries
By Division and Fund
SFY 22-23**

Fund	Fund Title	Full Time Equivalent Positions
Central Administration		
1119	Service Support - Administration	22.52
1120	Service Support - Central Management	30.57
1121	Service Support - Controller's Office	37.70
1122	DIRM - Information System Services	71.93
1124	NC Council on Developmental Disabilities	-
1126	Central Regional Maintenance - Dix	18.14
1127	Office of Program Evaluation, Reporting & Accountability	-
1129	Rural Health Services Administration	1.42
1162	Rural Health Recruitment and Retention	0.57
1169	Rural Health Infrastructure	5.16
1262	Health Disparities	1.92
1374	Low Income Drug and Medical Assistance	0.67
Central Administration Totals		190.58

Division of Aging and Adult Services		
1110	Service Support	1.87
1167	Emergency Shelter	-
1260	Outreach and Access - Aging	-
1270	Quality Improvement - Wellness and Health Promotion	0.58
1410	Case Management and Counseling	-
1451	Community Based Services and Supports	1.90
1452	Alzheimer's and Dementia Support Services Support	1.27
1453	At Risk Case Management	0.42
1454	Key Program	1.67
1480	Senior Community Services Employment Services	-
1510	Adult Protective Services and Guardianship	0.83
1550	Long Term Care - Ombudsman Services	0.33
1570	Special Assistance	1.92
Division of Aging and Adult Services Totals		10.79

Division of Child Development and Early Education		
1110	Administration	12.42
1151	Child Care Regulation	16.15
1152	Criminal Record Checks	4.72
1161	Child Care Capacity Bldg	2.41
1330	At-Risk Pre-K Services	0.42
1380	Subsidized Child Care	3.21
Division of Child Development and Early Education Totals		39.33

**DHHS Full Time Equivalent Positions That Created Lapsed Salaries
By Division and Fund
SFY 22-23**

Fund	Fund Title	Full Time Equivalent Positions
Division of Public Health		
1110	Administration	40.10
1151	Forensic Tests for Alcohol	7.77
1152	Asbestos and Lead Based Paint - Hazzard Management	3.27
1153	Environmental Health	2.92
1161	PH Capacity Bldg	4.84
1171	Center for Hlth Stats	11.54
1172	Medical Examiner	23.13
1173	Vital Records	29.17
1174	Public Health Lab	54.72
1175	PH Surveillance	19.41
1261	PH Promotion	0.92
1262	Health Disparities	1.67
1264	PH Preparedness -Title needs to change-confusing	7.92
126C	Chronic Disease	2.75
1271	Child/Adult Prevention	4.73
1272	Child/Adult Nutrition	-
1311	HIV/STD Prevention	29.34
1312	Medical and Risk Assess	2.07
1313	Wisewoman	0.45
1320	Breast & Cervical Cancer	3.47
1331	Immunization	19.53
1332	Children Health Services	1.94
13A1	Maternal & Infant Hlth	4.58
13A2	WIC	-
13B0	Oral Health Services	7.15
1421	Sickle Cell - Adult	-
1441	Early Intervention	-
1460	Communicable Disease	8.10
14A0	Sickle Cell - Children	0.65
Division of Public Health Totals		292.12

**DHHS Full Time Equivalent Positions That Created Lapsed Salaries
By Division and Fund
SFY 22-23**

Fund	Fund Title	Full Time Equivalent Positions
Division of Child and Family Well-Being		
1110	Administration	14.49
1220	Outrch & Ed-State Agency	-
1271	Fam Preservation&Support	6.84
1272	Child Support Enforcement	9.40
1331	Food And Nutrition Serv	0.13
1332	Refugee Cash&Social Serv	3.38
1372	Employment Benefits	2.63
13A2	Child Protective Services	8.63
1441	Work First EmplymentServ	67.13
1443	Food & Nutr Employ&Trng	-
1463	Adoption Services	-
1482	Foster Care	1.82
Division of Child and Family Well-Being		114.45
Division of Social Services		
1110	Administration	13.61
1160	Outrch & Ed-State Agency	2.39
1331	Fam Preservation&Support	6.25
1371	Child Support Enforcement	29.01
1372	Food And Nutrition Serv	2.98
1381	Refugee Cash&Social Serv	0.24
1384	Employment Benefits	1.41
1430	Child Protective Services	14.59
1481	Work First EmplymentServ	0.75
1482	Food & Nutr Employ&Trng	-
1531	Adoption Services	2.49
1532	Foster Care	3.38
Division of Social Services Totals		77.11
Division of Health Benefits		
1101	Medical Assistance Administration	54.36
1103	Health Information Technology	5.71
1104	Medicaid Transformation	19.83
Division of Medical Assistance\Health Choice Totals		79.90

**DHHS Full Time Equivalent Positions That Created Lapsed Salaries
By Division and Fund
SFY 22-23**

Fund	Fund Title	Full Time Equivalent Positions
Division of Services for the Blind, Deaf and Hard of Hearing		
1110	Administration	7.92
1261	Access and Outreach Deaf Community	4.11
1410	Ind Living Services	5.23
1420	Medical Eye Care Services	1.25
1451	Ind Living-Chore&Adjust	7.33
1452	Ind Living Rehab Services	5.55
1481	VR Employment	28.76
1482	Small Bus Employ	6.71
Division of Services for the Blind, Deaf and Hard of Hearing Totals		66.86
Division of Mental Health\DD\SAS and State Operated Health Care Facilities		
1110	Administration	45.49
1271	General Substance Abuse Prevention	1.00
1271	General Sub Abuse Prev	1.00
1332	Children Health Services	-
1443	Comm Serv-Child FIPP	3.79
1444	Comm MH Serv-Child	0.83
1463	Substance Abuse Services - TASC	6.38
1543	Central Reg Hosp-Child	14.78
1546	Wright School-Child	2.92
1561	Broughton Hosp-Adult	406.87
1562	Cherry Hosp-Adult	311.13
1563	Central Reg Hosp-Adult	521.09
1565	Caswell Dev Center	336.55
1566	Murdoch Dev Center	532.52
1567	Riddle Dev Center	198.35
156A	Longleaf NM Center	187.66
156B	Black Mt NM Center	168.12
156C	O'Berry NM Center	286.05
156D	Julian F Keith ADATC	54.32
156E	R J Blackley ADATC	89.56
156F	Walter B Jones ADATC	50.21
Division of Mental Health\DD\SAS and State Operated Health Care Facilities Totals		3,218.62

**DHHS Full Time Equivalent Positions That Created Lapsed Salaries
By Division and Fund
SFY 22-23**

Fund	Fund Title	Full Time Equivalent Positions
Division of Health Services Regulation		
1110	Administration	5.28
1151	Acute and Home Care Licensure and Certification	14.75
1152	Nursing Home and Adult Care Licensure and Certification	32.25
1153	Construction	14.56
1154	Nursing Home License Cert	3.94
1155	Jails & Det Inspections	0.50
1156	Mental Health Lic\Cert	10.30
1157	Radiation Protection	6.00
1161	Statewide Health Plan	4.67
1162	Hospital Preparedness	0.65
1163	Local Emergency Med Serv	3.23
Division of Health Services Regulation Totals		96.13

Division of Vocational Rehabilitation		
1110	Administration	10.79
1261	Otrch & Access-VR IL	1.00
1452	Ind Living Rehab	14.78
1470	Assist Technology Equip	1.08
1480	Vocational Rehabilitation - Employment Services	216.64
Division of Vocational Rehabilitation Totals		244.30

DHHS Utilization of Lapsed Salary Funding by Division and Account SFY 22-23

Account Title		Lapsed Salaries Expended
Central Administration		
531313	REG(N S) TEMP WAGES-UNDES	\$ 2,000
531411	OT PAY - APPROPRIATED	\$ 57,067
531412	OT PAY - RECEIPTS	\$ 18,988
531413	OT PAY - UNDESIGNATED	\$ 843,700
531421	HOLIDAY PAY - APPRO	\$ 785
531422	HOLIDAY PAY - RECEIPTS	\$ 2,445
531423	HOLIDAY PAY - UNDESIGNATD	\$ 26,044
531433	SHIFT PREM PAY - UNDESIG	\$ 19,627
531443	CALLBK/STBY PREM PAY-UNDE	\$ 20,937
531452	DUAL EMPL WAGES - RECPTS	\$ 11,552
531461	EPA&SPA-LONGVTY PAY-APPRO	\$ 233
531462	EPA&SPA-LONGVTY PAY-REC	\$ 141
531463	EPA&SPA-LONGVTY PAY-UNDES	\$ 73,328
531623	SEVER SLRY CONTINUE-UNDES	\$ 7,250
531625	ST DISABIL-UNDESIG/UNIV	\$ 45,349
531631	WRKER COMP-MED PAYMENTS	\$ 7,994
532110	LEGAL SERVICES	\$ 1,404,228
532120	FINAN/AUDIT SERVICES	\$ 1,159,117
532140	OTH INFORMATION TECH SVCS	\$ 508,211
532170	ADMIN SERVICES	\$ 1,456,306
532185	WASTE REM/RECY SER AGREEM	\$ 8,822
532186	SECURITY SERVICE AGREE	\$ 84,926
532199	MISC CONTRACTUAL SERVICES	\$ 1,184,189
532210	ENRG SER -ELECTRICAL	\$ 310,549
532220	ENRG SER-COMMERCIAL FUEL	\$ 244,086
532430	MAINT AGREEMENT-EQUIP	\$ 25,864
532490	MAINT AGREEMENT-OTHER	\$ 931
532512	RENT/LEASE-BLDINGS/OFFICE	\$ 31,710
532513	RENT/LEASE-OTH FACILITIES	\$ 950
532521	RENT/LEASE-MOTOR VEHICLES	\$ 3,240
532714	TRANSP-GRND - IN STATE	\$ 416
532715	TRANS GRND-OUT STA,IN US	\$ 242
532721	LODGING - IN STATE	\$ 3,414
532724	MEALS - IN STATE	\$ 7,719
532728	MISC - OUT STATE, IN US	\$ 349
532731	BD/NON-EMPLOYEE TRANSP	\$ 193
532811	TELEPHONE SERVICE	\$ 1,363
532812	TELECOMMUN DATA CHRG	\$ 16,220
532814	CELLULAR PHONE SERVICES	\$ 5,646
532840	POSTAGE, FREIGHT & DELIV	\$ 591
532850	PRINT,BIND,DUPLICATE	\$ 13

DHHS Utilization of Lapsed Salary Funding by Division and Account SFY 22-23

Account Title		Lapsed Salaries Expended
532911	PROPERTY-INSURANCE	\$ 5,330
532912	MOTOR VEHICLE INSURANCE	\$ 7,477
532930	REGISTRATION FEES	\$ 12,137
533110	GENERAL OFFICE SUPPLIES	\$ 1,862
533120	DATA PROCESSING SUPPLIES	\$ 1,095
533150	SECURITY & SAFETY SUPP	\$ 1,529
533210	JANITORIAL SUPPLIES	\$ 90
533310	GASOLINE	\$ 4,093
533320	DIESEL FUEL	\$ 1,719
533330	OIL, LUBRICANTS, FLUIDS	\$ 441
533340	TIRES & TUBES	\$ 258
533510	CLOTHING & UNIFORMS	\$ 1,009
533900	OTHER MATERIALS & SUPP	\$ 5,207
534532	VIDEO TRANSMISSION EQUIP	\$ 75
534534	PC/PRINTER EQUIPMENT	\$ 140,873
534539	OTHER EQUIPMENT	\$ 18,289
534511	FURN-OFFICE	\$ 62,300
534712	WAN COMPUTER SOFTWARE	\$ 2,000
534713	PC SOFTWARE	\$ 13,187
535830	MEMBERSHIP DUES&SUBSCRIPT	\$ 11,733
Central Administration Totals		\$ 7,887,439

Division of Aging and Adult Services		
531413	OT PAY - UNDESIGNATED	\$ 17,525
531423	HOLIDAY PAY - UNDESIGNATD	\$ 666
531461	EPA&SPA-LONGVTY PAY-APPRO	\$ 1,075
531463	EPA&SPA-LONGVTY PAY-UNDES	\$ 18,061
532120	FINAN/AUDIT SERVICES	\$ 78,719
Division of Aging and Adult Services Totals		\$ 116,046

Division of Child Development		
531412	OT PAY - RECEIPTS	\$ 23,688
531413	OT PAY - UNDESIGNATED	\$ 3,337
531422	HOLIDAY PAY - RECEIPTS	\$ 427
531462	EPA&SPA-LONGVTY PAY-REC	\$ 9,520
531463	EPA&SPA-LONGVTY PAY-UNDES	\$ 11,941
532170	ADMIN SERVICES	\$ 709,006
532826	SOFTWARE SUBSCRIPTIONS	\$ 82,954
532941	EMP EDUCATION ASSIST PROG	\$ 8,000
Division of Child Development Totals		\$ 848,873

Division of Public Health		
---------------------------	--	--

DHHS Utilization of Lapsed Salary Funding by Division and Account SFY 22-23

Account Title		Lapsed Salaries Expended
531411	OT PAY - APPROPRIATED	\$ 213,744
531412	OT PAY - RECEIPTS	\$ 253,506
531413	OT PAY - UNDESIGNATED	\$ 320,746
531421	HOLIDAY PAY - APPRO	\$ 16,808
531422	HOLIDAY PAY - RECEIPTS	\$ 22,052
531423	HOLIDAY PAY - UNDESIGNATD	\$ 6,088
531441	CALLBK/STBY PREM PAY-APPR	\$ 20,887
531442	CALLBK/STBY PREM PAY-RECT	\$ 54,752
531443	CALLBK/STBY PREM PAY-UNDE	\$ 4,002
531452	DUAL EMPL WAGES - RECPTS	\$ 1,770
531461	EPA&SPA-LONGVTY PAY-APPR	\$ 8,802
531462	EPA&SPA-LONGVTY PAY-REC	\$ 66,156
531463	EPA&SPA-LONGVTY PAY-UNDES	\$ 60,346
531622	SEVER SLRY CONTINUE-RECT	\$ 221
531625	ST DISABIL-UNDESIG/UNIV	\$ 29,230
531627	ST DISABILITY PMT-APPROP	\$ 5,482
531628	ST DISABILITY PMT-RECEIPT	\$ 11,349
531631	WRKER COMP-MED PAYMENTS	\$ 161,046
532131	HOSP MED SER-LAB	\$ 36,850
532132	OTHER PROVIDED MED SER	\$ 90,814
532140	OTH INFORMATION TECH SVCS	\$ 2,277,104
532170	ADMIN SERVICES	\$ 1,053,834
532183	LABORATORY SER AGREEMENT	\$ 227,699
532184	JANITORIAL SER AGREEMENT	\$ 775
532185	WASTE REM/RECY SER AGREE	\$ 177
532186	SECURITY SERVICE AGREE	\$ 89,004
532199	MISC CONTRACTUAL SERVICE	\$ 14,327
532331	REPAIRS-VEHICLE/CAR WASH	\$ 150
532333	REPAIRS-OTHER EQUIPMENT	\$ 2,658
532337	REPAIRS-PC/PRINTER	\$ 720
532430	MAINT AGREEMENT-EQUIP	\$ 77,021
532446	MAINT AGREE-LAN EQUIP	\$ 4,786
532449	MAINT AGREE-SERVER SOFTWR	\$ 49,100
532590	RENT/LEASE OTHER PROPERT	\$ 105
532712	TRANS AIR-OUT STATE,IN U	\$ 2,919
532714	TRANSP-GRND - IN STATE	\$ 2,918
532715	TRANS GRND-OUT STA,IN US	\$ 250
532717	TRANSP OTHER - IN STATE	\$ 100
532721	LODGING - IN STATE	\$ 2,800
532722	LODGING-OUT STATE, IN US	\$ 2,243
532724	MEALS - IN STATE	\$ 1,773
532725	MEALS-OUT OF STATE,IN US	\$ 623

DHHS Utilization of Lapsed Salary Funding by Division and Account SFY 22-23

Account Title		Lapsed Salaries Expended
532727	MISC - IN STATE	\$ 10
532811	TELEPHONE SERVICE	\$ 13,362
532812	TELECOMMUN DATA CHRG	\$ 27,468
532814	CELLULAR PHONE SERVICES	\$ 35,146
532817	INTERNET SERV PROV CHARGE	\$ 660
532822	MANAGED LAN SVC CHARGE	\$ 1,979
532826	SOFTWARE SUBSCRIPTIONS	\$ 163,065
532840	POSTAGE, FREIGHT & DELIV	\$ 50,480
532850	PRINT,BIND,DUPLICATE	\$ 32,206
532860	ADVERTISING	\$ 132,891
532913	LIABILITY INSURANCE	\$ 17,658
532930	REGISTRATION FEES	\$ 4,910
533110	GENERAL OFFICE SUPPLIES	\$ 21,737
533310	GASOLINE	\$ 133
533610	DRUG SUPPLIES	\$ 200
533710	SCIENTIFIC SUPPLIES	\$ 1,735,900
533800	PURCHASES FOR RESALE	\$ 49,805
534511	FURN-OFFICE	\$ 56,000
534523	EQUIP-SCIENTIFIC/MEDICAL	\$ 31,449
534534	PC/PRINTER EQUIPMENT	\$ 24,596
534535	SERVER EQUIPMENT	\$ 72,561
534630	LBRRY&LRNING RESRCE COLL	\$ 15,328
534713	PC SOFTWARE	\$ 1,370
534714	SERVER SOFTWARE	\$ 2,000
535111	LEGAL SETTLEMENTS	\$ 223,020
535830	MEMBERSHIP DUES&SUBSCRIP	\$ 9,008
535840	SERVICE & OTHER AWARDS	\$ 1,432
535890	OTHER ADMIN EXPENSE	\$ 432,620
536263	GO CR OTHER LOCAL GVRNMNT	\$ 25,000
536267	GO CR HIGHER EDUCATION	\$ 25,535
Division of Public Health Totals		\$ 8,403,266
Division of Child and Family Well-Being		
531411	OT PAY - APPROPRIATED	\$ 2,181
531412	OT PAY - RECEIPTS	\$ 2,547
531413	OT PAY - UNDESIGNATED	\$ 106,859
531414	CDE MAND PREM PAY-APPROPR	\$ 10
531421	HOLIDAY PAY - APPRO	\$ 1,370
531422	HOLIDAY PAY - RECEIPTS	\$ 1,501
531423	HOLIDAY PAY - UNDESIGNATD	\$ 1,531
531452	DUAL EMPL WAGES - RECPTS	\$ 2,100
531461	EPA&SPA-LONGVTY PAY-APPRO	\$ 20,751
531462	EPA&SPA-LONGVTY PAY-REC	\$ 150,612

DHHS Utilization of Lapsed Salary Funding by Division and Account SFY 22-23

Account Title		Lapsed Salaries Expended
531463	EPA&SPA-LONGVTY PAY-UNDES	\$ 32,695
531628	ST DISABILITY PMT-RECEIPT	\$ 5,458
532120	FINAN/AUDIT SERVICES	\$ 82,500
532140	OTH INFORMATION TECH SVCS	\$ 21,814
532170	ADMIN SERVICES	\$ 1,232,677
532184	JANITORIAL SER AGREEMENT	\$ 117,381
532191	DUAL EMP PAY TO AGENCY	\$ 17,074
532199	MISC CONTRACTUAL SERVICES	\$ 641,736
532210	ENRG SER -ELECTRICAL	\$ 99,708
532333	REPAIRS-OTHER EQUIPMENT	\$ 5,133
532339	REPAIR-VOICE COMMUN EQUIP	\$ 1,739
532512	RENT/LEASE-BLDINGS/OFFICE	\$ 1,050,480
532521	RENT/LEASE-MOTOR VEHICLES	\$ 447,227
532714	TRANSP-GRND - IN STATE	\$ 9,842
532811	TELEPHONE SERVICE	\$ 192,172
532812	TELECOMMUN DATA CHRG	\$ 424,704
532814	CELLULAR PHONE SERVICES	\$ 244,739
532818	DATA WIRING SVC CHRG	\$ 33,083
532822	MANAGED LAN SVC CHARGE	\$ 9,722
532826	SOFTWARE SUBSCRIPTIONS	\$ 252,884
532840	POSTAGE, FREIGHT & DELIV	\$ 3,170
532850	PRINT,BIND,DUPLICATE	\$ 48,904
532913	LIABILITY INSURANCE	\$ 7,580
532930	REGISTRATION FEES	\$ 1,295
533110	GENERAL OFFICE SUPPLIES	\$ 29,338
533120	DATA PROCESSING SUPPLIES	\$ 8,351
533310	GASOLINE	\$ 124,021
533410	FOOD SUPPLIES	\$ 164
533690	OTHER MED/PHARM SUPPLIES	\$ 434
533720	EDUCATIONAL SUPPLIES	\$ 6,481
533900	OTHER MATERIALS & SUPP	\$ 1,281
534511	FURN-OFFICE	\$ 33,538
534521	OFFICE EQUIPMENT	\$ 451
534523	EQUIP-SCIENTIFIC/MEDICAL	\$ 23,990
534533	LAN EQUIPMENT	\$ 1,205
534534	PC/PRINTER EQUIPMENT	\$ 43,720
534539	OTHER EQUIPMENT	\$ 594
534620	TEXTBOOKS	\$ 386
534630	LBRRY&LRNING RESRCE COLL	\$ 247
534713	PC SOFTWARE	\$ 9,026
535830	MEMBERSHIP DUES&SUBSCRIPT	\$ 7,537
535840	SERVICE & OTHER AWARDS	\$ 95

DHHS Utilization of Lapsed Salary Funding by Division and Account SFY 22-23

Account Title		Lapsed Salaries Expended
535890	OTHER ADMIN EXPENSE	\$ 2,675
Division of Child and Family Well-Being		\$ 5,566,713
Division of Social Services		
531412	OT PAY - RECEIPTS	\$ 39
531413	OT PAY - UNDESIGNATED	\$ 168,691
531423	HOLIDAY PAY - UNDESIGNATD	\$ 5,611
531433	SHIFT 10% PREM PAY - UNDE	\$ 13,706
531462	EPA&SPA-LONGVTY PAY-REC	\$ 739
531463	EPA&SPA-LONGVTY PAY-UNDES	\$ 57,634
531631	WRKER COMP-MED PAYMENTS	\$ 24,870
532170	ADMIN SERVICES	\$ 1,085,011
532199	MISC CONTRACTUAL SERVICES	\$ 664,766
532840	POST,FR&DEL-POSTAL METER	\$ 634,369
Division of Social Services Totals		\$ 2,655,436
Division of Health Benefits		
531413	OT PAY - UNDESIGNATED	\$ 439,341
531423	HOLIDAY PAY - UNDESIGNATD	\$ 1,356
531452	DUAL EMPL WAGES - RECPTS	\$ 3,196
531462	EPA&SPA-LONGVTY PAY-REC	\$ 1,041
532120	FINAN/AUDIT SERVICES	\$ 272,275
532140	OTH INFORMATION TECH SVCS	\$ 1,549,279
532170	ADMIN SVC-TEMP AGENCY SVC	\$ 1,398,671
532199	MISC CONTRACTUAL SERVICES	\$ 389,036
532727	MISC - IN STATE	\$ 66
532814	CELLULAR PHONE SERVICES	\$ 466
532840	POST,FR&DEL-POSTAL METER	\$ 12
532850	PRINT,BIND,DUPLICATE	\$ 560,318
535111	LEGAL SETTLEMENTS	\$ 2,117,066
535890	OTHER ADMIN EXPENSE	\$ 65
Division of Health Benefits Totals		\$ 6,732,188
Division of Services for the Blind, Deaf and Hard of Hearing		
531412	OT PAY - RECEIPTS	\$ 5,385
531413	OT PAY - UNDESIGNATED	\$ 17,232
531423	HOLIDAY PAY - UNDESIGNATD	\$ 4,939
531433	SHIFT PREM PAY - UNDESIG	\$ 21,167
531443	CALLBK/STBY PREM PAY-UNDE	\$ 119
531462	EPA&SPA-LONGVTY PAY-REC	\$ 373
531463	EPA&SPA-LONGVTY PAY-UNDES	\$ 8,247
531631	WRKER COMP-MED PAYMENTS	\$ 5,164
532170	ADMIN SERVICES	\$ 49,103
532199	MISC SVC-INTERPRETR-OTHER	\$ 149

DHHS Utilization of Lapsed Salary Funding by Division and Account SFY 22-23

Account Title		Lapsed Salaries Expended
532449	MAINT AGREE-SERVER SOFTWR	\$ 16,479
532521	RENT/LEASE-MOTOR VEHICLES	\$ 2,052
532714	TRANSP-GRND - IN STATE	\$ 50,814
532717	TRANSP OTHER - IN STATE	\$ 3,539
532721	LODGING - IN STATE	\$ 982
532724	MEALS - IN STATE	\$ 661
532728	MISC - OUT STATE, IN US	\$ 196
532811	TELEPHONE SERVICE	\$ 19,199
532814	CELLULAR PHONE SERVICES	\$ 85,876
532840	POST,FR&DEL-POSTAL METER	\$ 438
533410	FOOD SUPPLIES	\$ 55
534521	OFFICE EQUIPMENT	\$ 5,569
535840	SERVICE & OTHER AWARDS	\$ 1,300
Division of Services for the Blind, Deaf and Hard of Hearing T		\$ 299,038

Division of Mental Health\DD\SAS and State Operated Facilities		
531251	MENTOR PAY	\$ 700
531254	SPA TEACHING SUPPL-APPROP	\$ 56,526
531255	SPA TEACHING SUPP-RECEIPT	\$ 99,745
531311	REG(N S) TEMP WAGES-APPR	\$ 56,454
531411	OT PAY - APPROPRIATED	\$ 13,368,790
531412	OT PAY - RECEIPTS	\$ 9,115,898
531413	OT PAY - UNDESIGNATED	\$ 119,678
531414	CDE MAND PREM PAY-APPROPR	\$ 249
531415	CDE MAND PREM PAY-RECEIPT	\$ 94
531421	HOLIDAY PAY - APPRO	\$ 276,680
531422	HOLIDAY PAY - RECEIPTS	\$ 1,331,951
531423	HOLIDAY PAY - UNDESIGNATD	\$ 5,238
531431	SHIFT PREM PAY - APPRO	\$ 3,959,420
531432	SHIFT PREM PAY - RECEIPTS	\$ 9,076,754
531441	CALLBK/STBY PREM PAY-APPR	\$ 113,124
531442	CALLBK/STBY PREM PAY-RECT	\$ 361,797
531451	DUAL EMPL WAGES - APPRO	\$ 100
531452	DUAL EMPL WAGES - RECPTS	\$ 12,839
531461	EPA&SPA-LONGVTY PAY-APPRO	\$ 123,993
531462	EPA&SPA-LONGVTY PAY-REC	\$ 1,863,271
531463	EPA&SPA-LONGVTY PAY-UNDES	\$ 98,653
531625	ST DISABIL-UNDESIG/UNIV	\$ 4,800
531627	ST DISABILITY PMT-APPROP	\$ 240,901
531628	ST DISABILITY PMT-RECEIPT	\$ 418,747
531631	WRKER COMP-MED PAYMENTS	\$ 565,388
532110	LEGAL SERVICES	\$ 158,809

DHHS Utilization of Lapsed Salary Funding by Division and Account SFY 22-23

Account Title		Lapsed Salaries Expended
532120	FINAN/AUDIT SERVICES	\$ 24,000
532132	OTHER PROVIDED MED SER	\$ 60,434,859
532140	OTH INFORMATION TECH SVCS	\$ 1,948,809
532170	ADMIN SERVICES	\$ 8,268,221
532185	WASTE REM/RECY SER AGREEM	\$ 243
532186	SECURITY SERVICE AGREE	\$ 14,066
532199	MISC CONTRACTUAL SERVICES	\$ 365,233
532310	REPAIRS-BUILDINGS	\$ 1
532441	MAINT AGRMT-OTHER SOFTWRE	\$ 492,372
532490	MAINT AGREEMENT-OTHER	\$ 1
532812	TELECOMMUN DATA CHRG	\$ 50,384
532814	CELLULAR PHONE SERVICES	\$ 34,875
532913	LIABILITY INSURANCE	\$ 27
533110	GENERAL OFFICE SUPPLIES	\$ 230,761
534530	OTHER DP EQUIPMENT	\$ 718,351
535111	LEGAL SETTLEMENTS	\$ 30,869
535900	OTHER EXPENSES	\$ 4,854,321
536C00	GOVS INSTITUTE ON A & SA	\$ 38,133
5381P1	14460 DMH FUND 1562	\$ 11,116,092
Division of Mental Health\DD\SAS and State Operated Faculti		\$ 130,052,217

Division of Health Services Regulation		
531254	SPA TEACHING SUPPL-APPROP	\$ 583
531255	SPA TEACHING SUPPLE-REC	\$ 1,747
531411	OT PAY - APPROPRIATED	\$ 3,136
531412	OT PAY - RECEIPTS	\$ 24,642
531413	OT PAY - UNDESIGNATED	\$ 263,355
531421	HOLIDAY PAY - APPRO	\$ 31
531422	HOLIDAY PAY - RECEIPTS	\$ 595
531423	HOLIDAY PAY - UNDESIGNATD	\$ 3,188
531461	EPA&SPA-LONGVTY PAY-APPRO	\$ 389
531462	EPA&SPA-LONGVTY PAY-REC	\$ 13,255
531463	EPA&SPA-LONGVTY PAY-UNDES	\$ 30,933
531625	ST DISABIL-UNDESIG/UNIV	\$ 17,564
531631	WRKER COMP-MED PAYMENTS	\$ 78,505
532110	LEGAL SERVICES	\$ 782,493
532140	AUTOMATION SERVICES	\$ 14,160
532170	ADMIN SERVICES	\$ 439,909
532181	WRKSHOP/CONF EXP-FOOD SER	\$ 209
532184	JANITORIAL SER AGREEMENT	\$ 308
532185	WASTE REM/RECY SER AGREEM	\$ 61
532186	SECURITY SERVICE AGREE	\$ 25
532187	PEST CONTROL AGREEMENT	\$ 81

DHHS Utilization of Lapsed Salary Funding by Division and Account SFY 22-23

Account Title		Lapsed Salaries Expended
532199	MISC CONTRACTUAL SERVICES	\$ 147,607
532210	ENRG SER -ELECTRICAL	\$ 282
532220	ENRG SER-COMMERCIAL FUEL	\$ 22
532331	REPAIRS-VEHICLE/CAR WASH	\$ 62
532521	RENT/LEASE-MOTOR VEHICLES	\$ 380,812
532712	TRANS AIR-OUT STATE,IN US	\$ 8,848
532714	TRANSP-GRND - IN STATE	\$ 187,638
532721	LODGING - IN STATE	\$ 187,573
532724	MEALS - IN STATE	\$ 129,952
532725	MEALS-OUT OF STATE,IN US	\$ 26
532727	MISC - IN STATE	\$ 94
532811	TELEPHONE SERVICE	\$ 371,099
532814	CELLULAR PHONE SERVICES	\$ 42,905
532817	INTERNET SERV PROV CHARGE	\$ 11,575
532840	POSTAGE, FREIGHT & DELIV	\$ 8,434
532850	PRINT,BIND,DUPLICATE	\$ 580
532912	MOTOR VEHICLE INSURANCE	\$ 2,000
532930	REGISTRATION FEES	\$ 6,700
533110	GENERAL OFFICE SUPPLIES	\$ 12,590
533120	DATA PROCESSING SUPPLIES	\$ 2,673
533310	GASOLINE	\$ 2,696
533330	OIL, LUBRICANTS, FLUIDS	\$ 50
533350	MOTOR VEH REPLCEMNT PARTS	\$ 80
533710	SCIENTIFIC SUPPLIES	\$ 2,007
533900	OTHER MATERIALS & SUPP	\$ 500
534528	EQUIP-VOICE COMMUNICATION	\$ 271
534530	OTHER DP EQUIPMENT	\$ 85
534533	LAN EQUIPMENT	\$ 416,271
534539	OTHER EQUIPMENT	\$ 84
534713	PC SOFTWARE	\$ 445,219
535890	OTHER ADMIN EXPENSE	\$ 920
535900	OTHER EXPENSES	\$ 2,540
5381M3	TRANS TO B/C 24470 DFS	\$ 385,540
Division of Health Services Regulation Totals		\$ 4,432,904
Division of Vocational Rehabilitation		
531413	OT PAY - UNDESIGNATED	\$ 28,749
531423	HOLIDAY PAY - UNDESIGNATD	\$ 2,772
531463	EPA&SPA-LONGVTY PAY-UNDES	\$ 63,598
531625	ST DISABIL-UNDESIG/UNIV	\$ 63,568
531631	WRKER COMP-MED PAYMENTS	\$ 283,993
532133	EMPLOYEE/EMPLOYMENT PHYSICA	
532170	ADMIN SERVICES	\$ 629,613

DHHS Utilization of Lapsed Salary Funding by Division and Account SFY 22-23

Account Title		Lapsed Salaries Expended
532184	JANITORIAL SER AGREEMENT	\$ 201,389
532185	WASTE REM/RECY SER AGREEM	\$ 10,795
532188	LAWNS & GROUNDS SER AGREE	\$ 4,200
532199	MISC CONTRACTUAL SERVICES	\$ 449,875
532210	ENRG SER -ELECTRICAL	\$ 11,800
532230	ENRG SER -WATER & SEWER	\$ 3,454
532331	REPAIRS-MOTOR VEHICLES	\$ 38
532390	REPAIRS-OTHER	\$ 901
532490	MAINT AGREEMENT-OTHER	\$ 612
532512	RENT/LEASE-BLDINGS/OFFICE	\$ 209,282
532521	RENT/LEASE-MOTOR VEHICLES	\$ 6,739
532714	TRANSP-GRND - IN STATE	\$ 18,233
532721	LODGING - IN STATE	\$ 4,126
532724	MEALS - IN STATE	\$ 1,786
532811	TELEPHONE SERVICE	\$ 402,171
532812	TELECOMMUN DATA CHRG	\$ 509,221
532814	CELLULAR PHONE SERVICES	\$ 88,119
532840	POSTAGE, FREIGHT & DELIV	\$ 231
532850	PRINT,BIND,DUPLICATE	\$ 4,025
532860	ADVERTISING	\$ 9,000
532942	OTHER EMP EDUCATIONAL EXP	\$ 88,767
533110	GENERAL OFFICE SUPPLIES	\$ 1,224
533120	DATA PROCESSING SUPPLIES	\$ 625
533190	OTHER ADMIN SUPPLIES	\$ 1,738
533210	JANITORIAL SUPPLIES	\$ 1,619
533310	GASOLINE	\$ 2,590
533350	MOTOR VEH REPLCEMNT PARTS	\$ 53
533720	EDUCATIONAL SUPPLIES	\$ 29,000
534511	FURN-OFFICE	\$ 780,172
534528	EQUIP-VOICE COMMUNICATION	\$ 50,476
534534	PC/PRINTER EQUIPMENT	\$ 418,616
534539	OTHER EQUIPMENT	\$ 105,101
534713	PC SOFTWARE	\$ 3,567
Division of Vocational Rehabilitation Totals		\$ 4,491,838