



NORTH CAROLINA
State Board of Education
Department of Public Instruction



THE UNIVERSITY OF
NORTH CAROLINA SYSTEM

NORTH CAROLINA
INDEPENDENT
COLLEGES & UNIVERSITIES

Report to the North Carolina General Assembly

Career and College Promise

*SL 2017-57 (SB 257, Budget Bill), sec. 7.22 (f) GS
115D-5(x)*

Evaluation of Cooperative Innovative High School
Programs

*SL 2012-142 (HB 950, Budget Bill), sec. 7.11(g) GS
115C-238.50-.55*

Date Due: March 15, 2024

DPI Chronological Schedule, 2023-2024

Submitted by the State Board of Education, in conjunction with the North Carolina Community College System, the University of North Carolina System, and the North Carolina Independent Colleges and Universities.

STATE BOARD OF EDUCATION

STATE BOARD OF EDUCATION VISION: Every public school student in North Carolina will be empowered to accept academic challenges, prepared to pursue their chosen path after graduating high school, and encouraged to become lifelong learners with the capacity to engage in a globally-collaborative society.

STATE BOARD OF EDUCATION MISSION: The mission of the North Carolina State Board of Education is to use its constitutional authority to guard and maintain the right of a sound, basic education for every child in North Carolina Public Schools.

ERIC DAVIS

Chair: Charlotte – At-Large

JILL CAMNITZ

Greenville – Northeast Region

JOHN BLACKBURN

Linville – Northwest Region

ALAN DUNCAN

Vice Chair: Greensboro – Piedmont-Triad Region

REGINALD KENAN

Rose Hill – Southeast Region

DONNA TIPTON-ROGERS

Brasstown – Western Region

MARK ROBINSON

Lieutenant Governor: High Point – Ex Officio

VACANT

North Central Region

J. WENDELL HALL

Ahoskie – At-Large

DALE FOLWELL

State Treasurer: Raleigh – Ex Officio

OLIVIA OXENDINE

Pinehurst – Sandhills Region

CATHY MOORE

Monroe – At-Large

CATHERINE TRUITT

Superintendent & Secretary to the Board: Cary

VACANT

Southwest Region

NC DEPARTMENT OF PUBLIC INSTRUCTION

Catherine Truitt, State Superintendent :: 301 N. Wilmington Street :: Raleigh, North Carolina 27601-2825

In compliance with federal law, the NC Department of Public Instruction administers all state-operated educational programs, employment activities and admissions without discrimination because of race, religion, national or ethnic origin, color, age, military service, disability, or gender, except where exemption is appropriate and allowed by law.

Inquiries or complaints regarding discrimination issues should be directed to:

Thomas Tomberlin, Senior Director, Educator Preparation, Licensure, and Performance, NCDPI
6301 Mail Service Center, Raleigh, NC 27699-6301 / Phone: (984) 236-2114 / Fax: (984) 236-2099

Visit us on the Web: www.dpi.nc.gov

**Report to the North Carolina General Assembly:
§ NCGS 115D-5(x) ~ Career and College Promise (CCP)
§ NCGS 115C-238.55 ~ Cooperative Innovative High Schools (CIHS)**

This report responds to the requirements of the legislation enacted in G.S. §115C-238.55, which establishes that “the State Board of Education and the governing Boards shall evaluate the success of students in cooperative innovative high schools approved under this Part. Success shall be measured by high school retention rates, high school completion rates, high school dropout rates, certification and associate degree completion, admission to four-year institutions, post-graduation employment in career or study-related fields, and employer satisfaction of employees who participated in and graduated from the schools.”

This report also responds to the requirements of the legislation enacted in G.S. § 115D-5 (x), which establishes that “In addition to the evaluation of cooperative innovative high schools by the State Board of Education pursuant to G.S. §115C-238.55, the State Board of Community Colleges, in conjunction with the State Board of Education and the Board of Governors of The University of North Carolina, shall evaluate the success of students participating in the Career and College Promise Program, including the College Transfer pathway and the Career and Technical Education pathway. Success shall be measured by high school retention rates, high school completion rates, high school dropout rates, certification and associate degree completion, admission to four-year institutions, post-graduation employment in career or study-related fields, and employer satisfaction of employees who participated in the programs. The Boards shall jointly report by March 15 of each year to the Joint Legislative Education Oversight Committee. The report shall be combined with the evaluation of cooperative innovative high schools required by G.S. §115C-238.55, and the Community Colleges System Office shall be responsible for submitting the combined report to the Committee.”

North Carolina’s Career and College Promise (CCP) Program has been recognized as a model dual enrollment program and as a model for dual enrollment policy by the Education Commission of the States. Additionally, NC is a leader in the nation in the number of established Cooperative Innovative High Schools (CIHS). The strength of collaborative partnerships between high schools and colleges, statewide articulation agreements, the

requirement for structured pathways, student eligibility criteria, state-level agency collaboration and state-wide policy and funding are what make NC’s Career and College Promise Program a model for other states.

The State Board of Education (SBE) and the North Carolina Department of Public Instruction (NCDPI) fulfill some report requirements, while others are fulfilled by accompanying data from the NC Community Colleges System (NCCCS), the University of North Carolina System (UNCS) and the North Carolina Independent Colleges and Universities (NCICU).

Complete data and additional information follow for CCP and CIHS, from all agencies involved, including data from the NCCCS, the current list of CIHS, and accountability data, as well as data from the UNCS, and NCICU, Success Stories from CIHS and CCP from across North Carolina, and special recognitions for CIHS.

The following table reviews the report requirements and indicates which agency or source addresses the required information:

Report Requirement	Agency/Source	Page
Overview of Dual Enrollment and Career and College Promise (CCP)	NCDPI	Pages 4 – 22
Data Highlights of CCP	NCDPI and NCCCS	Pages 6 – 7
Certification and Associate Degree Completion	NCCCS and NCDPI	Pages 29 - 34, 73 - 74
CCP CTE and College Transfer Pathways	NCCCS	Pages 30 – 32
Post-graduation employment	NCCCS	Pages 32, 74
CCP Cost Analysis	NCCCS	Pages 35 – 44
Admission to Four-Year Institutions	UNCS and NCICU	Pages 45, 75 - 77
Overview of CIHS Programs	NCDPI	Pages 46 – 50
Data Highlights of CIHS	NCDPI and NCCCS	Pages 49 – 50
List of Current CIHS by Public School Unit (PSU)	NCDPI	Pages 51 – 58

CIHS High School Retention Rates*	NCDPI	Pages 58 – 66
CIHS High School Completion Rates*	NCDPI	Pages 58 – 66
CIHS High School Drop-out Rates*	NCDPI	Pages 58 – 66
CIHS Enrollment Data	NCDPI and NCCCS	Pages 67 – 73
CIHS and CCP Success Stories	NCDPI, CIHS Annual Reports	Pages 79 – 91
Employer satisfaction of CIHS graduates	Data not available	N/A
Findings from The Evaluation of Career and College Promise	SERVE Center at UNCG	Pages 22 - 25, 93 - 9

*CCP students reside across the state and represent such a large portion of the student population and the causal relationship cannot be clearly determined, NCDPI has not extracted a specific subset of data but presents state-wide data in response to the legislative requirements.

Overview of Dual Enrollment and Career and College Promise (CCP)

North Carolina has a long history of support for dual enrollment programs. The statutes authorizing high school student enrollment in community college courses have evolved over a period of more than 30 years. Previous statutes established concurrent enrollment, Huskins, Learn and Earn, Learn and Earn Online, and CIHS, all of which provided high school students the opportunity to earn college credit while still in high school.

In an effort to increase effectiveness for NC’s dual enrollment program, the General Assembly established Career and College Promise in 2011. All previous dual enrollment programs were consolidated and replaced by CCP. The purpose of CCP is to offer structured opportunities for qualified high school students to dually enroll in community college courses that provide pathways that lead to a certificate, diploma, degree, or State and industry recognized credentials, as well as provide entry-level job skills.

In the years following full implementation in 2012-2013, enrollment in joint high school programs has continued to increase, with the addition of new pathways, increasing student interest, and the establishment of new Cooperative Innovative High Schools.

Currently, Career and College Promise (CCP) offers students the option to choose from three pathways:

- The College Transfer pathway is designed for students planning to continue their educational career beyond high school to eventually achieve an Associate's or Bachelor's degree at a community college or university.
- The Career and Technical Education pathway allows students to begin a certification or diploma program in a particular technical field or career area. The CTE pathway also includes Workforce Continuing Education opportunities for students.
- Cooperative Innovative High School programs allow students to work simultaneously toward completion of both the high school diploma and an associate's degree, transferable credit or certificate. These high schools go through a rigorous application process for approval.

In order to facilitate the effective implementation and to support growth and progress of CCP in the state of North Carolina, the NC Community College System and the NC Department of Public Instruction collaborate closely together - sometimes on a daily basis. Most communications, professional development, and technical assistance are facilitated jointly. The UNC System and the NC Independent Colleges and Universities also collaborate with these two lead agencies regarding the Cooperative Innovative High School pathway through the legislated Joint Advisory Committee (JAC).

NORTH CAROLINA DEPARTMENT OF PUBLIC INSTRUCTION (NCDPI) Career and College Promise (CCP)

Session Law 2011-145, the Appropriations Act of 2011, authorized the State Board of Education and the State Board of Community Colleges to establish the Career and College Promise program, effective January 1, 2012. The purpose of Career and College Promise is to offer structured opportunities for qualified high school students to enroll dually in community college courses that provide pathways that lead to a certificate, diploma, degree, or State or industry-recognized credential, as well as to provide entry-level jobs skills.

Every eligible North Carolina high school student has the opportunity to take advantage of the Career and College Promise (CCP) program and enroll in dual enrollment through the College

Transfer or Career and Technical Education Pathway. CCP is available to every public high school in the state and the NCCCS sets the eligibility requirements.

Career and College Promise Data Highlights:

- In 2022-2023, **35%** of all graduates enrolled in at least one dual enrollment course, primarily through CCP, during their high school years. This represents 37,817 students. This is an **increase** of 5,548 students (3% increase) from the previous 2021-2022 graduating class.
- These graduates enrolled in a total of **252,221** college courses over the course of their high school years. Graduates enrolled in an average of seven college courses in their high school years.
- In 2022-2023, **33%** of all graduates earned high school credit through dual enrollment opportunities in their high school years. This represents **35,613** students, a 3% increase.
- In 2022-23, **94%** percent of graduates who enrolled in a dual enrollment college course earned credit towards high school graduation.
- In 2022-2023, there were **71,468*** public high school students enrolled in at least one CCP course. **This was an 12% increase from the 2021-2022 school year** (an increase from 59,456 to 71,468 students).

*NCDPI data includes public and charter school students who are dually enrolled in 2-year or 4-year colleges and universities.

See Table 1 below for further data regarding dual enrollment for 2022-2023 graduates disaggregated by race/ethnicity.

Table 1: Number and percent of 2022-2023 graduates who enrolled in at least one dual enrollment course while in high school by race/ethnicity

Race/Ethnicity	Number of graduates who enrolled in at least one dual enrollment course while in high school	Total Number of graduates	Percent of students enrolled in at least one dual enrollment course while in high school by Race/Ethnicity (change from last year)
American Indian or Alaska Native	351	1011	35% (3%)
Asian	1,725	3,838	45% (11%)
Black or African American	5,990	25,710	23% (2%)
Hispanic or Latino	5,649	20,479	28% (3%)
Native Hawaiian/Other Pacific Islander	50	141	35% (13%)
Two or More	1,484	4,781	31% (2%)
White	22,568	51,822	44% (4%)
Total	37,817	107,396	35% (3%)

*NCDPI data includes all public and charter school students who are dually enrolled in 2-year or 4-year colleges and universities, CCP as well as other IHE enrollments

For detailed enrollment information by district of 2022-2023 graduates who enrolled in at least one CCP while in high school refer to Table 2 below.

Based on the enrollment data above, while there remains continued work, NCDPI is encouraged with how PSUs are creating environments for access and opportunity among all race/ethnicity groups for dual enrollment. NCDPI and NCCCS continue to work closely together to support school districts and colleges to strengthen partnerships. The CCP Leadership team, with representatives from both agencies, meets regularly to collaborate and coordinate ongoing support. Staff from each agency host regular webinars to share promising practices in CCP that promote expanded awareness, access, and student success.

Table 2: Number and percent of 2022-2023 graduates who enrolled in at least one dual enrollment course while in high school by PSU.

PSU #	PSU Name	Number of graduates who enrolled in at least one dual enrollment course while in high school*	Total Number of graduates	Percent of graduates enrolled in at least one dual enrollment course while in high school
010	Alamance-Burlington Schools	622	1608	39%
020	Alexander County Schools	146	351	42%
030	Alleghany County Schools	55	99	56%

PSU #	PSU Name	Number of graduates who enrolled in at least one dual enrollment course while in high school*	Total Number of graduates	Percent of graduates who enrolled in at least one dual enrollment course while in high school
26B	Alpha Academy	12	14	86%
040	Anson County Schools	80	181	51%
90F	Apprentice Academy High School	17	39	44%
69A	Arapahoe Charter School	10	25	40%
050	Ashe County Schools	108	208	52%
761	Asheboro City Schools	92	304	30%
111	Asheville City Schools	240	380	63%
060	Avery County Schools	89	127	70%
58B	Bear Grass Charter School	39	52	75%
070	Beaufort County Schools	184	456	40%
080	Bertie County Schools	87	129	67%
79A	Bethany Community School	24	70	34%
090	Bladen County Schools	178	318	56%
60S	Bradford Preparatory School	37	95	39%
100	Brunswick County Schools	358	988	36%
110	Buncombe County Schools	851	1,695	50%
120	Burke County Schools	477	888	54%

PSU #	PSU Name	Number of graduates who enrolled in at least one dual enrollment course while in high school*	Total Number of graduates	Percent of students enrolled in at least one dual enrollment course while in high school
130	Cabarrus County Schools	1986	2,615	42%
140	Caldwell County Schools	415	747	56%
150	Camden County Schools	59	142	42%
13A	Carolina International School	36	47	77%
160	Carteret County Public Schools	320	622	51%
170	Caswell County Schools	65	160	41%
180	Catawba County Schools	488	1,125	43%
93L	Central Wake High School	*	37	8%
681	Chapel Hill-Carrboro City Schools	186	932	20%
60K	Charlotte Secondary	*	40	20%
600	Charlotte-Mecklenburg Schools	2,223	10,093	22%
19A	Chatham Charter	40	40	<95%
190	Chatham County Schools	416	718	58%
200	Cherokee County Schools	156	245	64%
220	Clay County Schools	47	87	54%
230	Cleveland County Schools	542	1,026	53%

PSU #	PSU Name	Number of graduates who enrolled in at least one dual enrollment course while in high school*	Total Number of graduates	Percent of students enrolled in at least one dual enrollment course while in high school
821	Clinton City Schools	78	180	43%
01C	Clover Garden	23	38	61%
240	Columbus County Schools	210	391	54%
60I	Community School of Davidson	62	138	45%
41G	Cornerstone Charter Academy-CFA	54	89	61%
60M	Corvian Community School	12	101	12%
250	Craven County Schools	388	816	48%
260	Cumberland County Schools	1,050	3,457	30%
270	Currituck County Schools	121	293	41%
280	Dare County Schools	205	443	46%
290	Davidson County Schools	540	1,374	39%
300	Davie County Schools	171	422	41%
298	Deaf and Blind Schools	*	13	15%
310	Duplin County Schools	300	640	47%
320	Durham Public Schools	400	2,408	17%
92G	East Wake Academy	42	85	49%

PSU #	PSU Name	Number of graduates who enrolled in at least one dual enrollment course while in high school*	Total Number of graduates	Percent of students enrolled in at least one dual enrollment course while in high school
210	Edenton-Chowan Schools	36	123	29%
330	Edgecombe County Public Schools	167	376	44%
700	Elizabeth City-Pasquotank Public Schools	85	296	29%
861	Elkin City Schools	74	102	73%
68A	Eno River Academy	20	75	27%
39A	Falls Lake Academy	24	77	31%
92F	Franklin Academy	32	111	29%
350	Franklin County Schools	126	590	21%
360	Gaston County Schools	706	2,132	33%
370	Gates County Schools	35	112	31%
65G	Girls Leadership Academy of Wilmington	31	52	60%
380	Graham County Schools	48	88	55%
390	Granville County Schools	133	489	27%
84B	Gray Stone Day	74	87	85%
400	Greene County Schools	102	207	49%
410	Guilford County Schools	1,315	5,399	24%
420	Halifax County Schools	75	165	46%

PSU #	PSU Name	Number of graduates who enrolled in at least one dual enrollment course while in high school*	Total Number of graduates	Percent of students enrolled in at least one dual enrollment course while in high school
93A	Haliwa-Saponi Tribal School	*	14	36%
430	Harnett County Schools	504	1,376	37%
440	Haywood County Schools	211	500	42%
450	Henderson County Schools	390	1,010	39%
460	Hertford County Schools	98	196	50%
181	Hickory City Schools	130	277	47%
470	Hoke County Schools	309	571	54%
480	Hyde County Schools	30	32	94%
11C	Invest Collegiate Imagine	31	67	46%
60Q	Invest Collegiate Transform	10	13	77%
490	Iredell-Statesville Schools	569	1,678	34%
500	Jackson County Public Schools	134	273	49%
61X	Jackson Day School	*	*	63%
510	Johnston County Public Schools	890	2,960	30%
520	Jones County Schools	32	77	42%
132	Kannapolis City Schools	91	396	23%

PSU #	PSU Name	Number of graduates who enrolled in at least one dual enrollment course while in high school*	Total Number of graduates	Percent of students enrolled in at least one dual enrollment course while in high school
66A	KIPP Gaston College Preparatory	*	88	9%
81B	Lake Lure Classical Academy	14	20	70%
60D	Lake Norman Charter	139	187	74%
49F	Langtree Charter Academy	28	83	34%
530	Lee County Schools	328	719	46%
540	Lenoir County Public Schools	265	560	47%
291	Lexington City Schools	75	196	38%
55A	Lincoln Charter School	126	152	83%
550	Lincoln County Schools	432	893	48%
560	Macon County Schools	206	319	65%
570	Madison County Schools	106	137	77%
580	Martin County Schools	54	135	40%
590	McDowell County Schools	209	371	56%
86T	Millennium Charter Academy	22	31	71%
610	Mitchell County Schools	100	133	75%
620	Montgomery County Schools	201	271	74%
630	Moore County Schools	653	1,054	62%

PSU #	PSU Name	Number of graduates who enrolled in at least one dual enrollment course while in high school*	Total Number of graduates	Percent of students enrolled in at least one dual enrollment course while in high school
491	Mooreville Graded School District	173	498	35%
862	Mount Airy City Schools	69	128	54%
36C	Mountain Island Charter School	66	132	50%
640	Nash County Public Schools	480	1,078	45%
34H	NC Leadership Charter Academy	27	52	52%
00B	NC Virtual Academy	29	185	16%
998	NCDPS Juvenile Education Services	*	40	10%
94Z	Northeast Regional School of Biotechnology and Agriscience	20	21	95%
51A	Neuse Charter School	33	57	58%
650	New Hanover County Schools	998	1,946	51%
182	Newton Conover City Schools	103	233	44%
00A	North Carolina Cyber Academy	18	294	6%
33A	Northeast Carolina Prep	46	55	84%
660	Northampton County Schools	72	102	71%
70A	Northeast Academy of Aerospace & AdvTech	61	77	79%

PSU #	PSU Name	Number of graduates who enrolled in at least one dual enrollment course while in high school*	Total Number of graduates	Percent of students enrolled in at least one dual enrollment course while in high school
670	Onslow County Schools	492	1,831	27%
680	Orange County Schools	198	569	35%
39B	Oxford Preparatory	44	49	90%
690	Pamlico County Schools	67	115	58%
09A	Paul R. Brown Leadership Academy	*	30	27%
710	Pender County Schools	397	781	51%
720	Perquimans County Schools	35	114	31%
730	Person County Schools	149	284	53%
41K	Piedmont Classical High School	*	70	<5%
36B	Piedmont Community Charter School	83	131	63%
49E	Pine Lake Preparatory	106	163	65%
23A	Pinnacle Classical Academy	30	38	79%
740	Pitt County Schools	895	1,611	56%
750	Polk County Schools	97	159	61%
780	Public Schools of Robeson County	327	1,323	25%
34B	Quality Education Academy	*	36	11%
60G	Queen's Grant Community School	40	124	32%

PSU #	PSU Name	Number of graduates who enrolled in at least one dual enrollment course while in high school*	Total Number of graduates	Percent of students enrolled in at least one dual enrollment course while in high school
760	Randolph County School System	279	779	36%
32N	Research Triangle High School	14	144	10%
770	Richmond County Schools	258	422	61%
01B	River Mill Academy	31	43	72%
421	Roanoke Rapids City Schools	78	195	40%
790	Rockingham County Schools	279	779	36%
64A	Rocky Mount Preparatory	21	53	40%
800	Rowan-Salisbury Schools	431	1,380	31%
73B	Roxboro Community School	45	75	60%
810	Rutherford County Schools	240	528	46%
98A	Sallie B. Howard School	*	16	50%
820	Sampson County Schools	263	524	50%
830	Scotland County Schools	175	327	54%
92P	Southern Wake Academy	17	59	29%
840	Stanly County Schools	361	555	65%

PSU #	PSU Name	Number of graduates who enrolled in at least one dual enrollment course while in high school*	Total Number of graduates	Percent of students enrolled in at least one dual enrollment course while in high school
63B	STARS Charter	*	12	50%
61L	Stewart Street High	*	63	<5%
850	Stokes County Schools	168	407	41%
60B	Sugar Creek Charter	28	65	43%
50A	Summit Charter	*	10	10%
860	Surry County Schools	354	563	63%
870	Swain County Schools	110	140	79%
41H	The College and Preparatory Leadership Academy	10	25	40%
11D	The Franklin School of Innovation	25	57	44%
01D	The Hawbridge School	20	31	66%
61N	The Math and Science Academy of Charlotte	*	*	78%
24B	Thomas Academy	*	15	53%
81A	Thomas Jefferson Classical Academy	31	69	45%
292	Thomasville City Schools	33	138	24%

PSU #	PSU Name	Number of graduates who enrolled in at least one dual enrollment course while in high school*	Total Number of graduates	Percent of students enrolled in at least one dual enrollment course while in high school
880	Transylvania County Schools	127	216	59%
41F	Triad Math and Science Academy	46	73	63%
92T	Triangle Math and Science Academy	32	58	55%
890	Tyrell County Schools	37	50	74%
90A	Union Academy	56	120	47%
900	Union County Public Schools	1,076	3,369	32%
76A	Uwharrie Charter Academy	61	131	47%
91A	Vance Charter School	46	86	54%
910	Vance County Schools	52	237	23%
32L	Voyager Academy	40	92	44%
920	Wake County Schools	2,237	12,222	18%
35C	Wake Preparatory Academy	*	17	18%
930	Warren County Schools	56	124	45%
940	Washington County Schools	29	66	44%
07A	Washington Montessori	20	21	95%
950	Watauga County Schools	221	351	63%

960	Wayne County Public Schools	370	1,137	33%
PSU #	PSU Name	Number of graduates who enrolled in at least one dual enrollment course while in high school*	Total Number of graduates	Percent of students enrolled in at least one dual enrollment course while in high school
96F	Wayne Preparatory Academy	32	62	52%
422	Weldon City Schools	30	56	54%
241	Whiteville City Schools	71	164	43%
970	Wilkes County Schools	394	625	63%
980	Wilson County Schools	328	738	44%
98B	Wilson Preparatory Academy	*	29	28%
340	Winston Salem / Forsyth County Schools	490	3,801	13%
990	Yadkin County Schools	192	361	53%
995	Yancey County Schools	108	151	72%

In order to protect student/staff privacy, small cell suppression rules have been applied where necessary. Any cell below 10 for students or 5 for staff will be represented by "*". Any percentages over 95% will be shown as >95% and any percentages less than 5 will be shown as <5%.

Based on the CCP Leadership Team's focus on improving the CCP program for NC's students and Informed by findings and recommendations from the IES Grant Study and the Dual Enrollment Opportunity Study, the State Board of Education (SBE) adopted a new policy for CCP in October 2022: [CACP-000, CCP Partnership Agreement](#):

(<https://simbli.eboardsolutions.com/Policy/ViewPolicy.aspx?S=10399&revid=GgOweT5yEAlkzopbh4WN2g%3D%3D&ptid=muNUIKiR2jsXcslsh28JpBkiw%3D%3D&secid=EYFslshr5plushcYYBuz2zMiYFRQ%3D%3D&PG=6&IRP=0>). This policy requires each Local Education Agency (LEA) to develop a CCP Partnership Agreement with their CCP college partner by December

2023. The areas outlined in the policy are key topics that will help to ensure quality programming for high school students. The SBE policy states:

SBE CACP-000: CCP Partnership Agreement

Career and College Promise (CCP), established by NC Session Law 2011-145, is North Carolina's dual enrollment program for high school students, allowing eligible students to enroll in college classes at North Carolina community colleges and universities through their high school.

Career and College Promise offers students the option to choose from these structured pathways: College Transfer, Career and Technical Education, including Workforce Continuing Education, and Cooperative Innovative High Schools. Strong, high-quality partnerships between secondary and postsecondary education institutions are critical to support mindsets, policies, and practices that expand access to career and post-secondary pathways and ensure student success.

In order to implement Career and College Promise, Local Education Agency (LEA) shall develop an agreement with their CCP college partner to support effective implementation by December 2023. CCP Partnership Agreements shall be revised on an annual basis.

The CCP Partnership Agreement will include a description of how the LEA will integrate CCP program offerings aligned to regional economic and community needs and address the following topics (at a minimum) in collaboration with their college partner:

- Establishment of partnership protocols, including regular communication;
- Integration of LEA and college program offerings;
- Plan of communication to students/families to broaden access;
- Student academic support systems, including advising and sharing student progress;
- Responsibilities of school/district and college personnel;
- Responsibilities for program expenses; and
- Responsibilities of site operations, including use of facilities and transportation.

NCDPI and our partners at NCCCS facilitated face to face meetings with school district and college representatives in the spring of 2023 and developed a CCP Partnership Agreements Guide, which includes promising practices in CCP from across North Carolina. The Guide is accessible to all LEAs and college partners and is accompanied by examples of existing partnership agreements and additional resources. NCDPI and NCCCS continue to provide technical assistance and support, jointly facilitating regular meetings for LEA CCP Coordinators and their community college partners' staff, as well as one-on one meetings with LEA and IHE partners scheduled at their convenience.

Last year, the statewide four-year graduation cohort rate was 87%. For more information, find the NCDPI Four-Year Cohort Graduation Rate Report under the [Accountability Data Sets and Reports](https://www.dpi.nc.gov/districts-schools/testing-and-school-accountability/school-accountability-and-reporting/accountability-data-sets-and-reports) section: <https://www.dpi.nc.gov/districts-schools/testing-and-school-accountability/school-accountability-and-reporting/accountability-data-sets-and-reports>. The dropout rate for 2202-2203 is not available at this time. It will be reported to the State Board of Education in March 2024.

For more information regarding dropout rates see the [Discipline, ALP and Dropout Annual Reports](https://www.dpi.nc.gov/data-reports/dropout-and-discipline-data/discipline-alp-and-dropout-annual-reports) section: <https://www.dpi.nc.gov/data-reports/dropout-and-discipline-data/discipline-alp-and-dropout-annual-reports>. For detailed data regarding NC school districts and high schools, see the [North Carolina School Report Cards](https://ncreports.ondemand.sas.com/src/): <https://ncreports.ondemand.sas.com/src/>.

Continuing work to increase awareness, access, and student success is also informed by the ongoing work of the CCP Institute of Education Sciences (IES) Grant Study.. A summary of current findings for the CCP IES Grant Study is presented below. Previously reported findings from the CCP IES Grant Study are presented below as Appendix A. Summary findings of the CCP IES Grant Study are available on the NCDPI [CCP Data and Research](https://www.dpi.nc.gov/students-families/enhanced-opportunities/advanced-learning-and-gifted-education/career-and-college-promise/ccp-research-and-data) website: <https://www.dpi.nc.gov/students-families/enhanced-opportunities/advanced-learning-and-gifted-education/career-and-college-promise/ccp-research-and-data>.

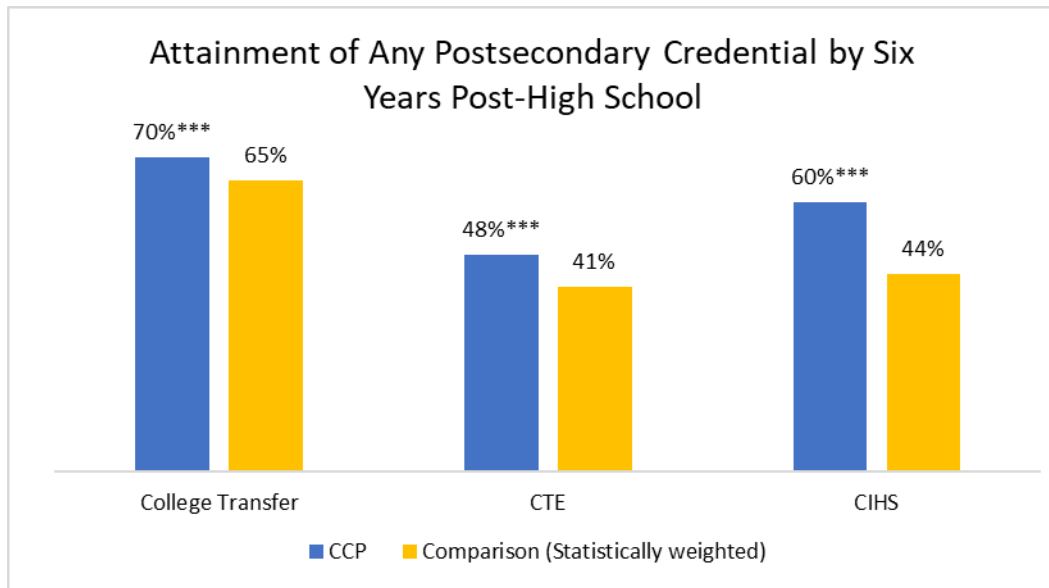
**CAREER AND COLLEGE PROMISE
INSTITUTE OF EDUCATION SCIENCES (IES) GRANT STUDY
Evaluation of Career and College Promise from 2019-2024
Findings from The Evaluation of Career and College Promise**

A research partnership funded by the Institute of Education Sciences and including NCDPI, NCCCS, UNCG, and RAND Corporation.

A primary focus of the research partnership last year was understanding the impacts of CCP on longer term outcomes. Key takeaways from the past year include:

- CCP participants attained postsecondary credentials at higher rates than similar non-participants.
- The benefits for economically disadvantaged students were generally larger than those for other populations.
- CCP appeared to have mitigated some of the negative impacts of COVID.

CCP participants are attaining postsecondary credentials at statistically significantly higher rates than similar non-participants. Six years after high school, CCP participants in all three pathways were more likely to attain a postsecondary credential. The figure below compares results for students in a CCP pathway with non-participating comparison students who were statistically weighted to look similar to CCP participants in terms of baseline academic performance and demographics. CCP participants in the College Transfer pathway were 5% more likely to attain a postsecondary credential by six years after high school than similar non-participants. CCP participants in the CTE pathway were 7% more likely to attain a postsecondary credential by six years after high school than similar non-participants. CIHS students were 6% more likely to attain a postsecondary credential by six years after high school than similar non-participants.



***Statistically significant at $p \leq .001$.

For the CIHS pathway and the College Transfer pathway, the impacts were largest on associate degree attainment. CIHS students earned associate degrees at a rate six times higher than comparison students (44% of CIHS participants earned an associate degree compared to 7% of comparison students). Both pathways also had positive impacts on bachelor's degree attainment.

CIHS narrowed the gap in bachelor's degree attainment between economically disadvantaged and not economically disadvantaged students by almost 2/3.

For the CTE pathway, the impact was largest on attainment of technical certificates or diplomas with CTE pathway participants earning certificates at a rate more than four times higher than the comparison group (14% for CTE pathway participants vs. 3% for comparison students). There was also a positive impact on associate degree attainment and a slight negative impact on bachelor's degree attainment.

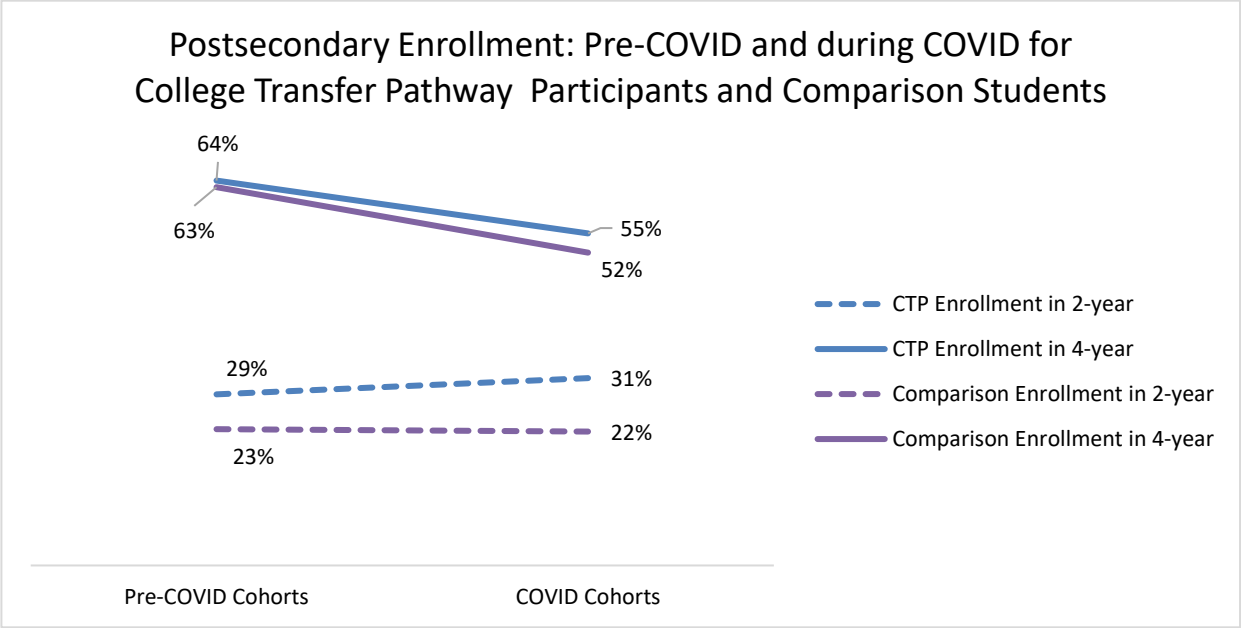
The benefits for economically disadvantaged students are generally larger than those for other populations. Across all three pathways, benefits for economically disadvantaged students tended to be the highest. For the CTE pathways, economically disadvantaged students realized higher benefits on certificate attainment. Both the CIHS and the College Transfer

pathways have reduced the gap in bachelor’s degree attainment between economically disadvantaged and not-economically disadvantaged students.

CCP appeared to have mitigated some of the negative impacts of COVID. CCP students in the College Transfer pathway earned more college credits in high school during the COVID years than CCP participants in pre-COVID years, while similar non-CCP students earned fewer college credits during the COVID years than in the pre-COVID years.

	College Transfer Pathway	Comparison (weighted)
Average # College Credits earned by COVID cohorts	17.1	4.9
Average # College credits earned by pre-COVID cohorts	15.2	5.6

Immediate enrollment in four-year institutions **declined** for students in the COVID cohorts but it **declined less** for CCP participants in the College Transfer pathway. Immediate enrollment in two-year institutions **increased** during the COVID years for participants in the College Transfer pathway but remained stable or slightly declined for the statistically weighted non-participants. The impact of the College Transfer Pathway was statistically significantly larger in the COVID years than in the pre-COVID years. Similar results were found for the CTE pathway.



About the Evaluation of Career and College Promise

The partners. The North Carolina Department of Public Instruction and the North Carolina Community College System are partners in a five-year, \$5 million grant from the U.S. Department of Education that started in July of 2019. This project—which is being led by the Early College Research Center within SERVE at the University of North Carolina at Greensboro and also involves the University of North Carolina System, the NC Government Data Analytics Center, the North Carolina Department of Commerce and RAND Corporation—has the goal of conducting a formal and rigorous evaluation of the implementation, impact, and cost of the three different CCP pathways.

The study design. The impact study compared outcomes for students who participated in one of the three CCP pathways with students who did not participate in any of the pathways. The analysis used a propensity score weighting approach that ensured the pathway participants and the comparison students were similar on many background characteristics, such as demographics, socioeconomics, achievement, and (as appropriate) advanced course taking. The comparison group was created differently for each pathway. The sample for the College Transfer and CTE Pathway included around 650,000 11th and 12th graders from 2012-13 through 2019-20. Students in the CTE pathway were compared to students who did not participate in any CCP pathway; the comparison group was weighted so it looked similar to CTE

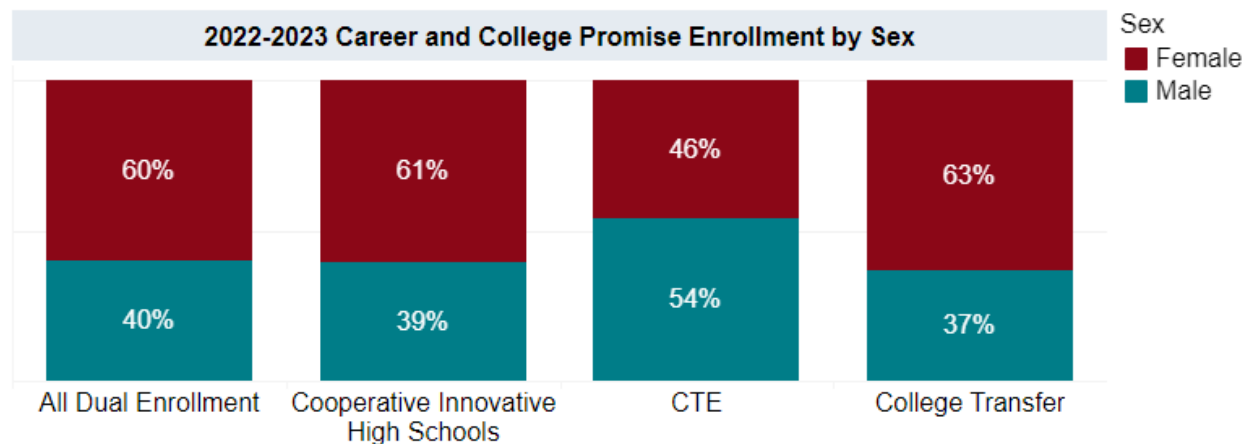
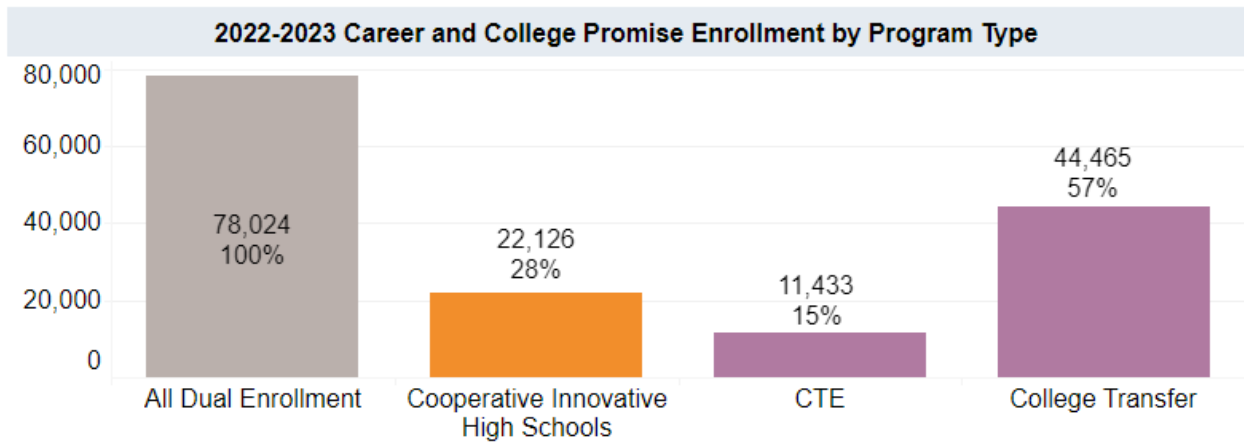
participants. Students in the College Transfer pathway were compared to students who did not participate in any CCP pathway; the comparison group was weighted so it looked similar to the College Transfer participants. The sample for CIHS analysis included approximately 925,000 CIHS and comparison students and started with students who entered 9th grade in 2009-10, adding new cohorts through students who entered 9th grade in 2016-17. CIHS students were compared to students who were not enrolled in a CIHS; this could have included students who took CCP courses in the regular high school.

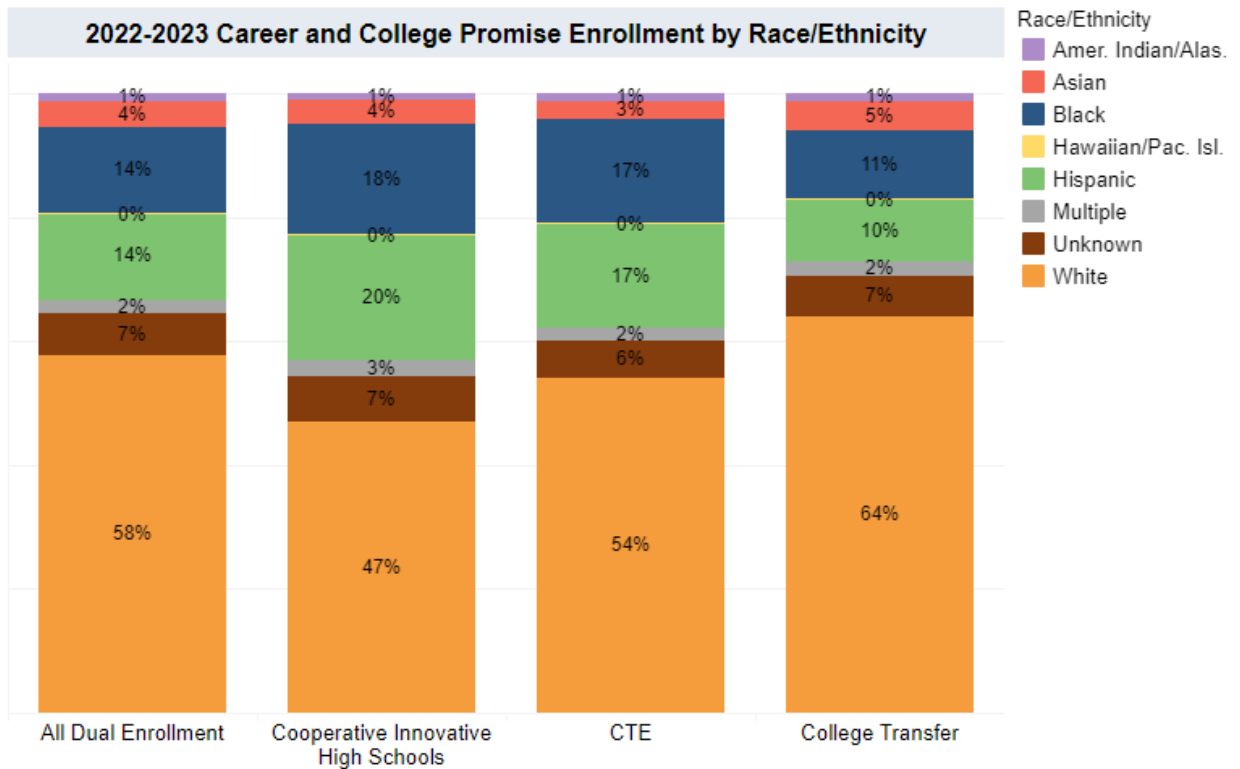
Upcoming activities. Over the next year, the partnership will obtain results on: 1) the impact of CCP on employment and earnings; 2) the cost and return on investment of the CCP pathways; and 3) additional issues associated with CCP implementation.

NORTH CAROLINA COMMUNITY COLLEGE SYSTEM (NCCCS) Career and College Promise (CCP)

Career and College Promise Enrollment and Demographics

During the 2022-2023 academic year, 78,024 high school students participated in Career and College Promise (CCP) through the NC Community College System. Of those, 22,126 (28%) participated in Cooperative Innovative High School Programs and 55,898 (72%) participated in Pathways programs (Career and Technical Education or College Transfer). Participants were primarily female (60%) and white (58%). Career and Technical Education had the highest percentage of male students (54%), and Cooperative Innovative High Schools had the highest percentage of non-white students (53%).



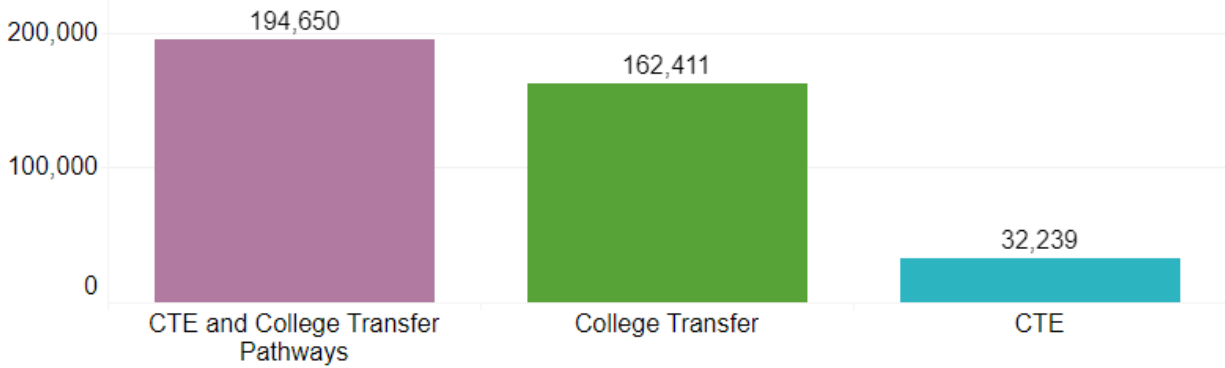


CTE and College Transfer Pathways

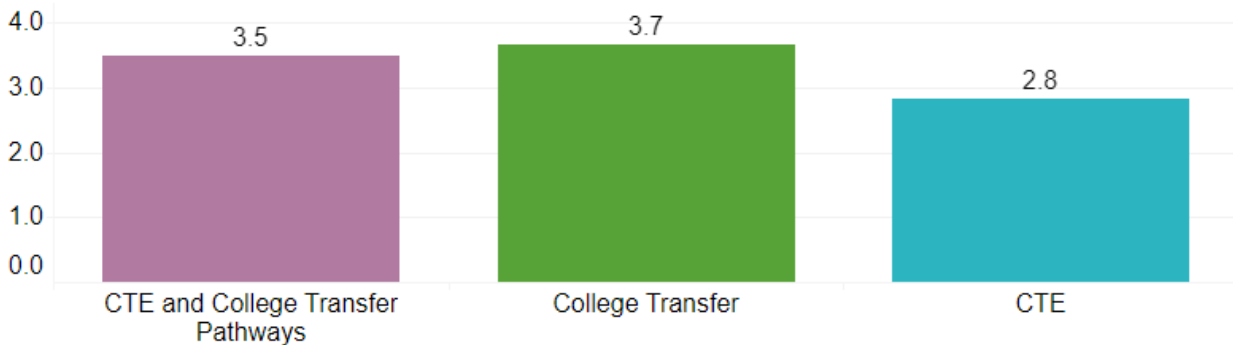
CTE and College Transfer Pathways Course Enrollment and Degree Completion

During the 2022-2023 academic year, CCP Pathways students enrolled in 194,650 credit-level college courses. Of those, 162,411 (83%) were taken by College Transfer students. On average, College Transfer students took 3.7 credit-level courses per year and CTE students took 2.8 credit-level courses per year.

2022-2023 CTE and College Transfer Pathways Credit-Level Course Enrollment by Pathway

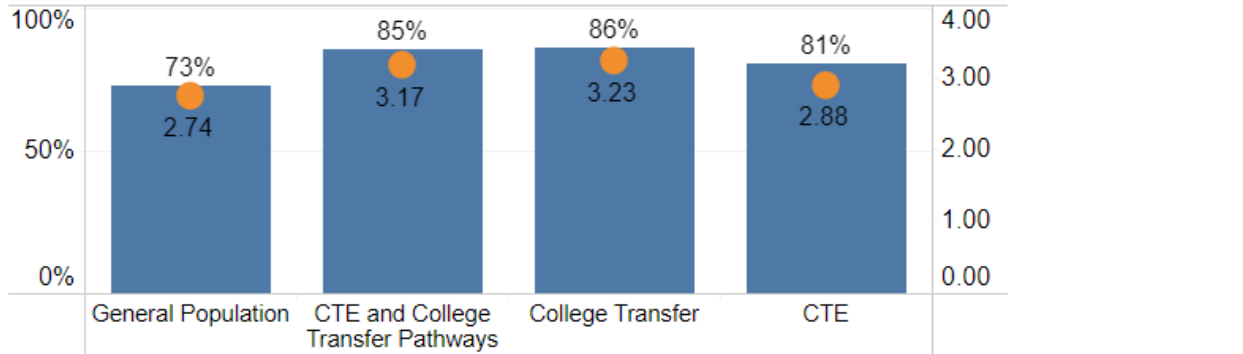


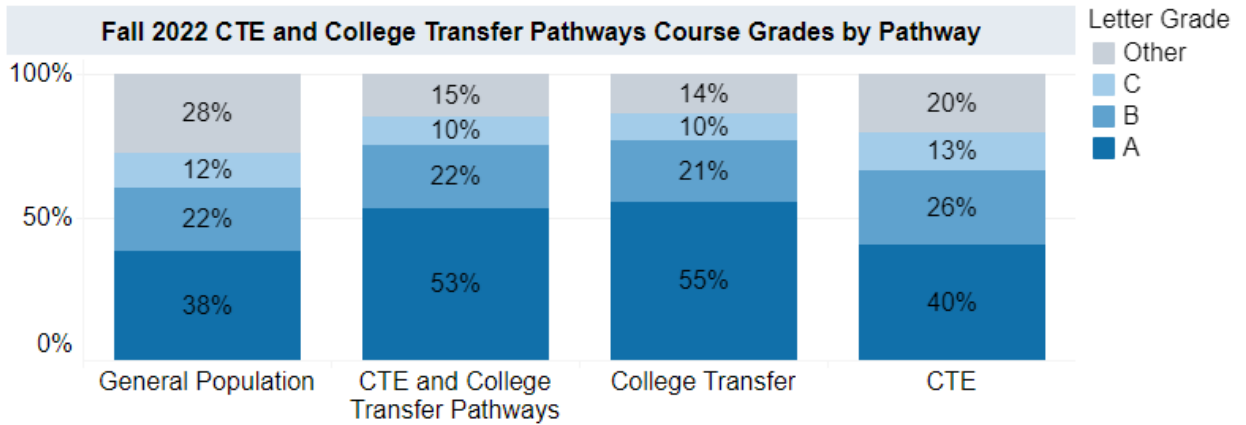
2022-2023 CTE and College Transfer Pathways Average Credit-Level Course Enrollment per Student by Pathway



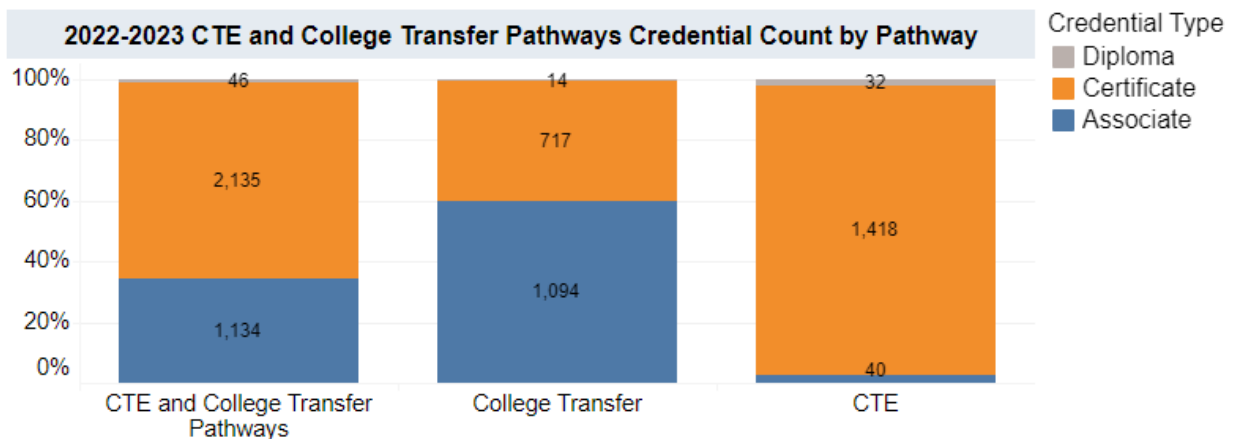
In Fall 2022, CCP Pathways students completed 85% of their credit-level courses with a C or better, compared to 73% of the general student population. The average Fall 2022 GPA for CCP Pathways students was 3.17.

Fall 2022 CTE and College Transfer Pathways Credit-Level Course Success Rates and Grade Average by Pathway





During the 2022-2023 academic year, CCP Pathways students earned a total of 3,315 credentials.



Post-Graduation Employment

The North Carolina Community College System and the Department of Commerce reviewed employment status and wage outcomes of a subset of CTP and CTE students who graduated high school in 2020, were not enrolled in any postsecondary institution in 2021-2022, and had a full-time or part-time employment record in Quarter 1 of 2022. Students with missing social security numbers (i.e., could not be matched with a Department of Commerce record) or whose employment is not tracked by the NC Department of Commerce (e.g., self-employed, federal employees, or those employed out of state) were not included. Wage records for 1,592 Transfer and 2,287 CTE pathway 2020 high school graduates were found for the 1st quarter of 2022. The

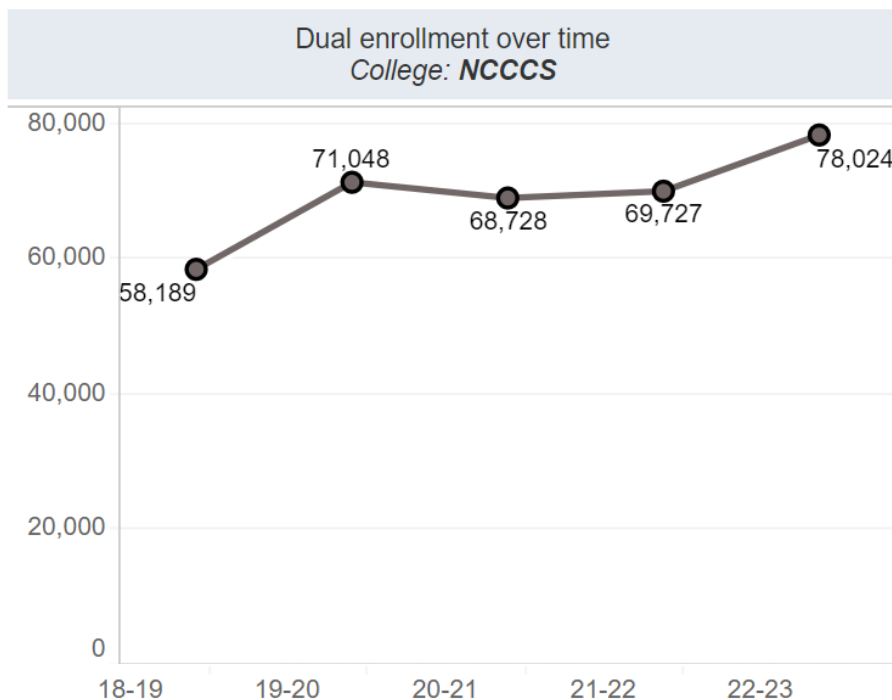
Quarter 1 median wage for transfer students was \$5,065 and the median wage for CTE students was \$5,739.

Workforce Continuing Education Pathway

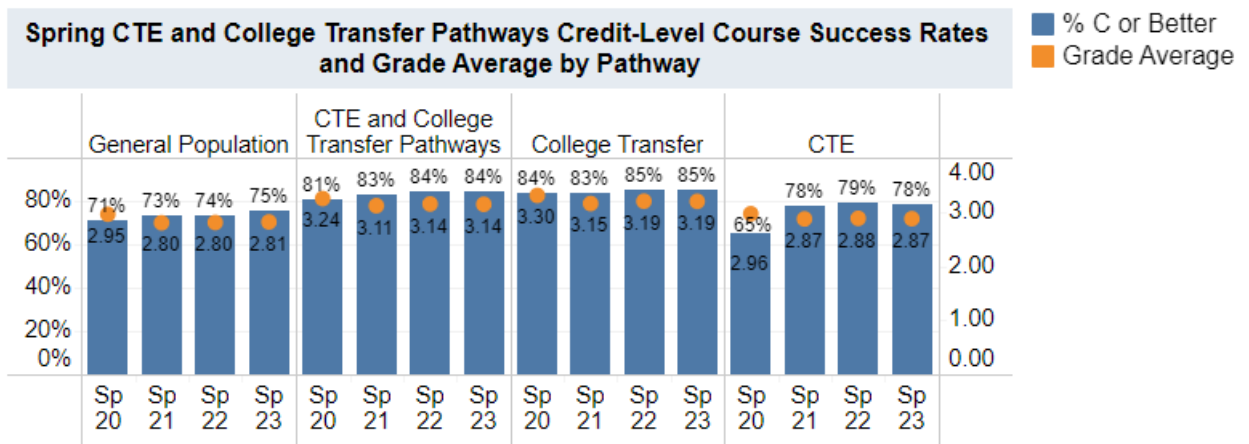
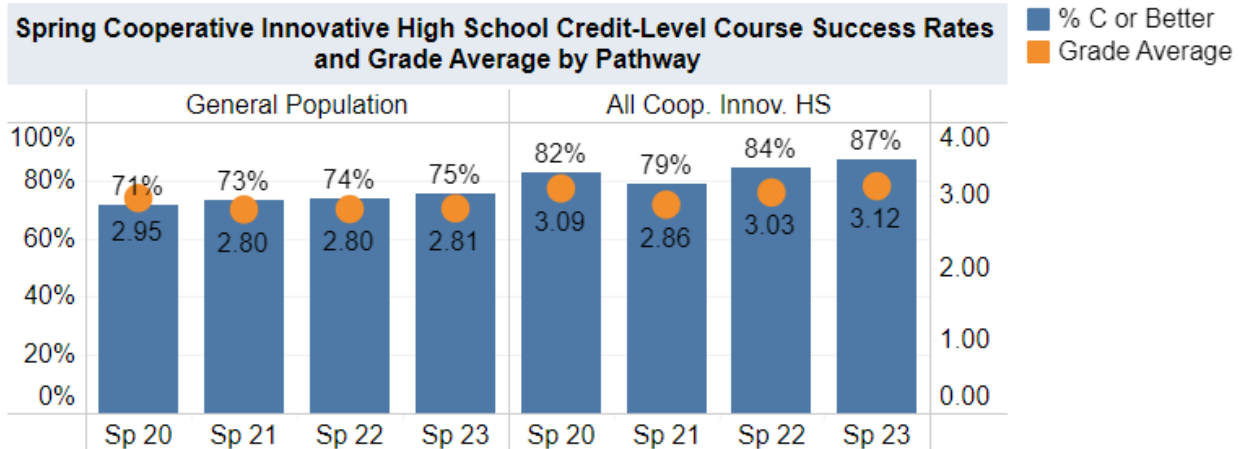
Legislative action in 2017 provided tuition waivers for high school students to participate in Workforce Continuing Education (CE) courses through the CCP program. These courses allow students to pursue State and industry-recognized credentials for workforce entry. During the 2022-2023 academic year, 899 students were enrolled in the Workforce Continuing Education pathway, up from 727 in 2021-2022. In addition, the System Office approved applications from 20 colleges working in collaboration with 81 high schools across the state to offer 137 Workforce Continuing Education pathways to high school students.

Overall Trends in Dual Enrollment Participation and Success

Dual Enrollment participation through Career and College Promise declined following the onset of the COVID-19 pandemic (2020-2021) but has gradually returned to and surpassed pre-pandemic levels (2019-2020) of participation.



To assess the impacts of COVID-19 on student success, we compared course success rates and GPAs over time. Compared to Spring 2020, success rates and GPAs generally declined in Spring 2021 and recovered in Spring 2023 for CIHS students. However, College Transfer students' course success rates remained stable throughout the pandemic, with only a slight decline in GPA that has remained through Spring 2023. In comparison, CTE success rates were lower than those of the general population in Spring 2020 (and success rates were highly comparable between the two groups). However, in Spring 2021 and beyond, GPA and success rates rose drastically and have now remained stable at around 78% success and 2.87 GPA, which is slightly higher than the general population average.



Career and College Promise Cost Analysis

This portion of the report responds to the requirements of the legislation enacted as rewritten in G.S. § 115D-5(x), which establishes that “In addition to the evaluation of cooperative innovative high schools by the State Board of Education pursuant to G.S. §115C-238.55, the State Board of Community Colleges, in conjunction with the State Board of Education and the Board of Governors of The University of North Carolina, shall evaluate the success of students participating in the Career and College Promise Program, including the College Transfer pathway and the Career and Technical Education pathway. Success shall be measured by high school retention rates, high school completion rates, high school dropout rates, certification and associate degree completion, admission to four-year institutions, post-graduation employment in career or study-related fields, and employer satisfaction of employees who participated in the programs. The evaluation shall also include an analysis of the cost of students participating in each of the programs within the Career and College Promise Program, including at least the following:

1. Total enrollment funding, the number of budgeted full-time equivalent students, and the number of students enrolled in courses through cooperative innovative high schools, the College Transfer pathway, and the Career and Technical Education pathway.
2. The cost and number of waivers of tuition and registration fees provided for students enrolled in courses through cooperative innovative high schools, the College Transfer pathway, and the Career and Technical Education pathway.
3. Any additional costs of a student attending courses on campus if a student is not attending public school in a local school administrative unit for the majority of the student’s instructional time.

The Boards shall jointly report by March 15 of each year to the Joint Legislative Education Oversight Committee, the Senate Appropriations Committee on Education/Higher Education, the House Appropriations Committee on Education, and the Fiscal Research Division of the General Assembly. The report shall be combined

with the evaluation of cooperative innovative high schools required by G.S. §115C-238.55, and the Community Colleges System Office shall be responsible for submitting the combined report to the Committee.”

Career and College Promise Total Enrollment Funding

During the 2022-2023 academic year, 78,024 high school students participated in Career and College Promise (CCP) through the NC Community College System. 22,126 (28%) students participated in Cooperative Innovative High School (CIHS) Programs, 11,433 students participated in Career and Technical Education pathways, and 44,465 students participated in College Transfer pathways as their primary pathway. A three-year analysis of costs of instructional full-time equivalent students (FTE) and waivers of tuition demonstrated that total enrollment funding for Career and College Promise programs has grown in proportion to the continued growth in enrollment in the programs.

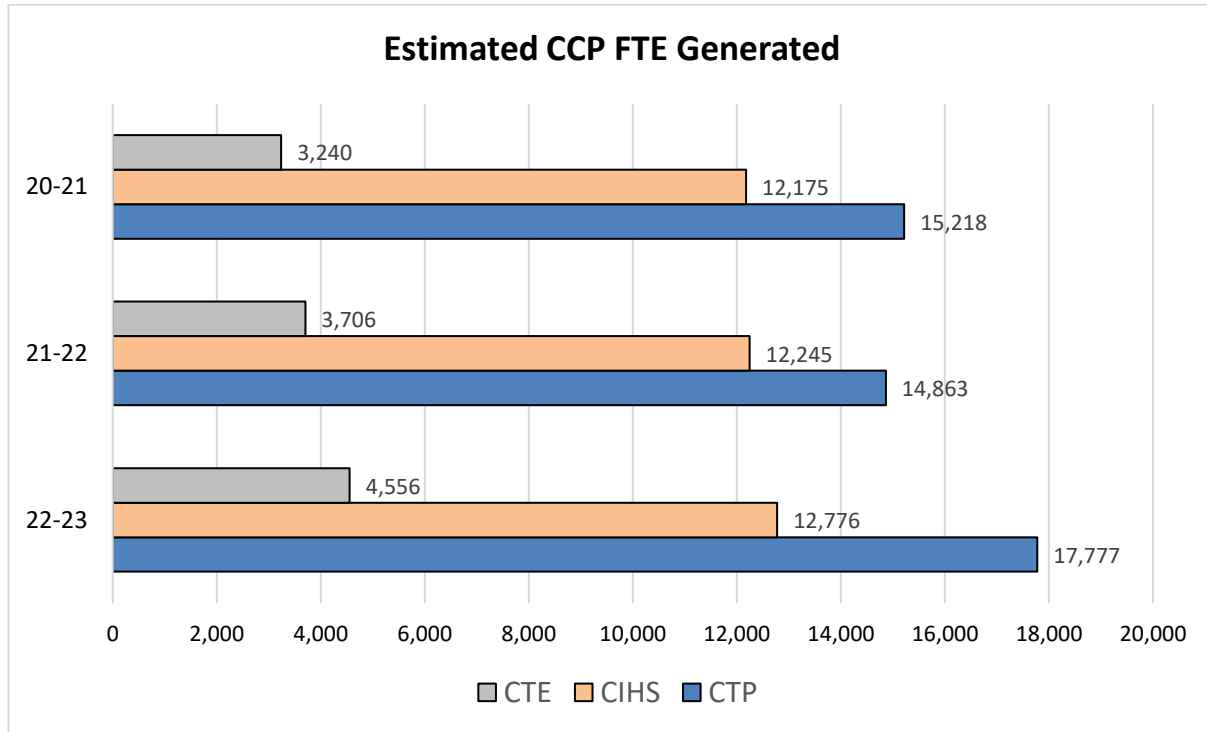
Estimated FTE & Waiver Cost			
	20-21	21-22	22-23
Total Curriculum	\$181,014,680	\$187,806,395	\$219,027,184
College Transfer Pathway (CTP)	\$89,197,040	\$89,659,735	\$109,675,222
Career and Technical Education (CTE)	\$20,079,295	\$23,811,066	\$29,993,244
Cooperative Innovative High School (CIHS)	\$71,738,345	\$74,335,594	\$79,358,718
Total Workforce CE	\$181,708	\$528,862	\$636,934

Estimated Curriculum Full-Time Equivalency (FTE)

State Board of Community Colleges Code (SBCCC) defines “Budget Full-Time Equivalent” (BFTE) as the number of full-time equivalent students for which colleges are funded through State funding formulas. SBCC further defines “FTE student” as an amount of instruction that equates to 512 student hours in membership. Students participating in Career and College Promise are included in curriculum FTE.

In the most recent academic year, FTE for all three Career and College Promise pathways increased, with the largest jump in estimated curriculum FTE generated in the College Transfer Pathway. For 2022-2023, the total estimated curriculum FTE for Career and College Promise was 35,109. The Career and Technical Education (CTE) pathway showed a marked increase in estimated FTE growing from 3,706 estimated curriculum FTE in 2021-2022 to 4,556 estimated curriculum FTE in 2022-2023, a 23% increase.

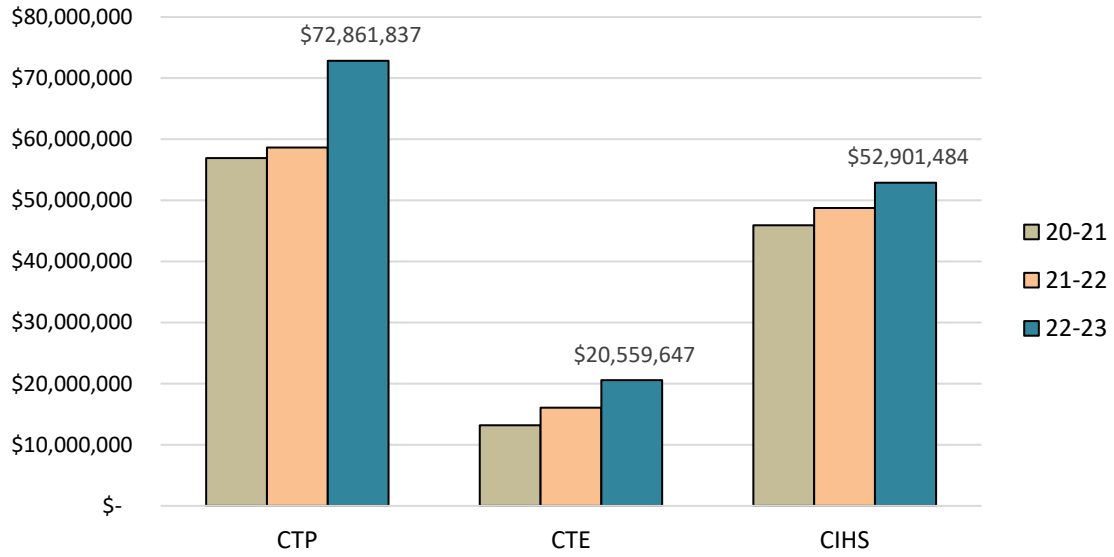
Estimated Curriculum FTE Generated				
		20-21	21-22	22-23
Total		30,633	30,814	35,109
Pathway		18,458	18,569	22,332
	<i>CTP</i>	15,218	14,863	17,777
	Tier 1A	277	315	398
	Tier 1B	4,427	4,194	4,859
	Tier 2	10,513	10,354	12,520
	<i>CTE</i>	3,240	3,706	4,556
	Tier 1A	1,324	1,655	2,045
	Tier 1B	449	470	577
	Tier 2	1,467	1,581	1,933
CIHS		12,176	12,246	12,777
	Tier 1A	539	638	687
	Tier 1B	3,613	3,523	3,606
	Tier 2	8,024	8,085	8,484



For 2022-2023, the total Estimated Curriculum FTE Cost reported for Career and College Promise is \$146,322,968. Relative to previous years, the cost associated with each Career and College Promise program increased in tandem with increases in enrollment.

Estimated Curriculum FTE Costs			
	20-21	21-22	22-23
Total	\$116,033,642	\$123,452,267	\$146,322,969
Pathway	\$70,121,958	\$74,690,672	\$93,421,484
CTP	\$56,915,736	\$58,619,290	\$72,861,838
Tier 1A	\$1,285,356	\$1,538,058	\$2,025,793
Tier 1B	\$18,151,981	\$18,138,780	\$21,858,675
Tier 2	\$37,478,399	\$38,942,452	\$48,977,370
CTE	\$13,206,221	\$16,071,382	\$20,559,647
Tier 1A	\$6,135,126	\$8,092,033	\$10,401,677
Tier 1B	\$1,841,797	\$2,033,561	\$2,595,070
Tier 2	\$5,229,298	\$5,945,788	\$7,562,900
CIHS	\$45,911,684	\$48,761,594	\$52,901,484
Tier 1A	\$2,495,699	\$3,118,445	\$3,493,130
Tier 1B	\$14,811,763	\$15,237,110	\$16,220,348
Tier 2	\$28,604,223	\$30,406,040	\$33,188,006

Estimated CCP FTE Cost Per Pathway



Career and College Promise Number and Cost of Tuition Waivers

As members of an authorized group as defined in G.S. § 115D-20(4), eligible North Carolina high school students participating in Career and College Promise are granted access to course waivers that apply to tuition and registration fees as authorized by G.S. § 115D-5(b)(12). Colleges are authorized to provide courses in approved Career and College Promise Pathways. Additionally, colleges are responsible for ensuring that students are appropriately enrolled in Career and College Promise pathways consistent with the State Board of Community Colleges (SBCC) Career and College Promise Operating Procedures. A three-year analysis of the number and cost of waivers provided for Career and College Promise participants is provided.

Estimated Cost of Waivers			
	20-21	21-22	22-23
Total Curriculum	\$64,981,038	\$64,354,129	\$72,704,216
College Transfer Pathway (CTP)	\$32,281,304	\$31,040,446	\$36,813,385
Career and Technical Education (CTE)	\$6,873,073	\$7,739,684	\$9,433,597
Cooperative Innovative High School (CIHS)	\$25,826,661	\$25,573,999	\$26,457,234
Total Workforce CE	\$65,230	\$181,221	\$211,425

Note: this is the total cost of tuition waivers.

Estimated Number of Course Waivers			
	20-21	21-22	22-23
Total Curriculum	290,072	290,485	327,486
College Transfer Pathway (CTP)	144,102	140,112	165,821
Career and Technical Education (CTE)	30,681	34,936	42,492
Cooperative Innovative High School (CIHS)	115,289	115,437	119,173
Total Workforce CE	407	1,186	1,289

2022-2023 Costs for Career and College Promise Participants

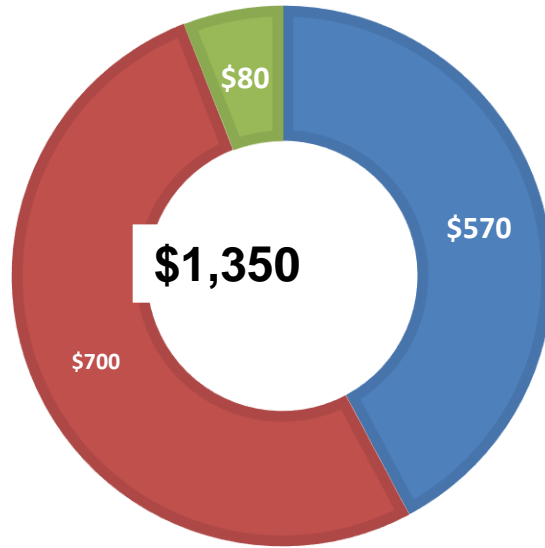
Methods

The purpose of this report is to provide an estimate of out-of-pocket expenses that students incur when they attend Career and College Promise courses. To estimate these costs, a survey was developed and sent to all community colleges in Fall 2022. Respondents were typically college administrators who work closely with CCP students. The survey captured the estimated cost per student for transportation, instructional supplies, and associated fees. The same survey was administered in Fall 2023 to capture estimated AY 2022-2023 expenses. With all 58 colleges reporting, the information was compiled then disaggregated by pathway: College Transfer, Career and Technical Education, and Cooperative Innovative High Schools. Compared to the previous year, the results estimate a slight increase in out-of-pocket costs of the Career and Technical Education pathway. As with the previous survey, it is estimated that the Cooperative Innovative High School pathway option requires the least additional funding, however, enrollment opportunities in this pathway are the most limited.

College Transfer Pathway (CTP)

On average, college administrators estimated that additional costs for each CTP student were \$1,350; a 1% increase over AY 2021-2022. The estimated instructional supply cost, including items such as textbooks, text access codes, writing utensils, notebooks, and equipment rental fees, was \$570. The average annual transportation cost, including fuel, bus passes, parking passes, and fees, was estimated at \$700. Other associated costs, which could include fees for courses or labs charged separate from tuition, were estimated at \$80.

COLLEGE TRANSFER PATHWAY ADDITIONAL COST

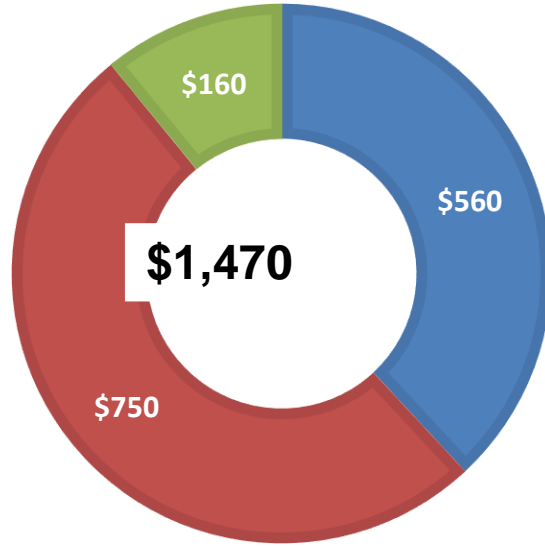


■ Instructional Materials ■ Transportation ■ Other

Career and Technical Education Pathway (CTE)

On average, respondents estimated that additional annual costs per CTE student were \$1,470, a 5% increase since AY 2021-2022. This includes an estimated \$560 in instructional materials (e.g., textbooks, textbooks, access codes, tool kits, notebooks, background checks, equipment rental fees, and software), an estimated \$750 in transportation costs (e.g., fuel, bus passes, parking passes, and parking fees), and an estimated \$160 in other associated costs (e.g., enrollment, lab fees, licensure exams, or student activities fee).

CAREER AND TECHNICAL EDUCATION PATHWAY ADDITIONAL COST



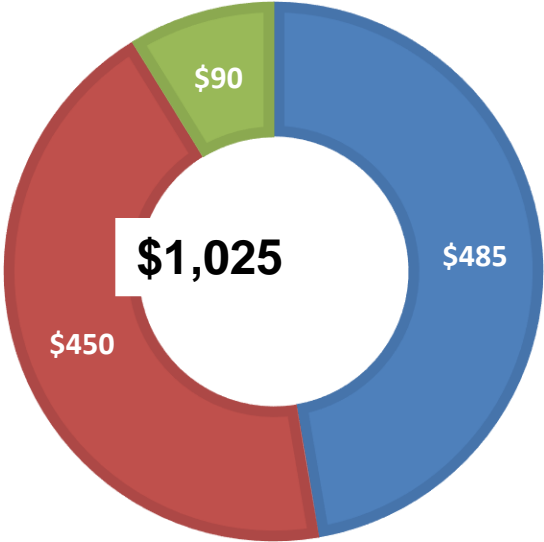
■ Instructional Materials ■ Transportation ■ Other

Cooperative Innovative High School (CIHS)

A small portion of students attending a CIHS may have incurred additional costs. Specifically, 5 (4%) of schools reported limited transportation options, 7 (6%) reported some instructional supply costs to students, and 19 (16%) reported some form of additional fees. Therefore, the vast majority of students likely experienced no additional costs to participate in CIHS.

On average, when costs were incurred, respondents estimated that students spent around \$485 on instructional materials and supplies, \$450 in transportation costs, and \$90 in other costs (e.g., fees). Students that incurred costs in all three categories were estimated to spend an average of \$1025 per academic year, a 2% decrease since last reported in AY 2021-2022.

COOPERATIVE INNOVATIVE HIGH SCHOOLS ADDITIONAL COST



■ Instructional Materials ■ Transportation ■ Other

UNC SYSTEM

NC Public High Schools

Institutions within the University of North Carolina (UNC) system admitted 95,952* students from NC Public High Schools, including Charters, for Fall 2023 based on preliminary results.

UNC system admissions of NC Public High School students increased by 9,410 (9%) students admitted from Fall 2022. Refer to Table 6 for admissions of Cooperative Innovative High School students.

Table 3: NC Public High School student admissions to UNC System schools, Fall 2023

UNC Institution	Number of NC public high school students admitted to UNC Institutions, Fall 2022** (As of 11/10/2022***)
Appalachian State University	11,643
East Carolina University	11,711
Elizabeth City State University	1,540
Fayetteville State University	2,436
North Carolina A&T State University	5,653
North Carolina Central University	4,471
North Carolina State University	7,934
University of North Carolina – Asheville	2,977
University of North Carolina – Chapel Hill	4,452
University of North Carolina – Charlotte	11,815
University of North Carolina – Greensboro	7,356
University of North Carolina – Pembroke	4,060
University of North Carolina – Wilmington	7,020
University of North Carolina – School of the Arts	104
Western Carolina University	9,520
Winston-Salem State University	3,260
UNC Total	95,952

*Note: Students may apply and be admitted to multiple UNC Institutions.

**Cooperative Innovative High School students are excluded from this table.

***Neither IPEDS Admissions nor the Freshmen Admissions and Performance dashboard have yet been finalized for the current year, this data should be considered preliminary. Refer to the UNC System [Stats, Data, & Reports](#) page for official results.

NORTH CAROLINA DEPARTMENT OF PUBLIC INSTRUCTION (NCDPI) Cooperative Innovative High School (CIHS) Programs

In response to N.C.G.S. §115C-238.50, the North Carolina Department of Public Instruction (NCDPI) initially established Cooperative Innovative High Schools (CIHS) in 2004 with the NC Community Colleges System (NCCCS) and the University of North Carolina General Administration (UNCGA). G.S. §115C-238.50 authorizes “local boards of education to jointly establish with one or more boards of trustees cooperative innovative programs in high schools and colleges or universities that will expand students' opportunities for educational success through high quality instructional programming. These cooperative innovative high school programs shall target any of the following groups: (1) High school students who are at risk of dropping out of school before attaining a high school diploma. (1a) High school students with parents who did not continue education beyond high school. (2) High school students who would benefit from accelerated academic instruction.”

In the twenty years since the General Assembly authorized the establishment of Cooperative Innovative High School Programs, students, including many at-risk of dropping out and historically underserved, continue to see increased academic outcomes that surpass those of students across the state. CIHS programs continue to open in North Carolina school districts, though with fewer CIHS opening in North Carolina in recent years. As these CIHS programs grow and expand enrollment, an increasing number of students are benefitting from new opportunities, leading to stronger outcomes, with higher rates of academic achievement, graduation and postsecondary enrollment and completion.

CIHS programs include a variety of models focused on transfer degrees and/or career and technical education programs. Programs define themselves in a variety of ways, such as early colleges, middle colleges, STEM schools and career academies.

North Carolina has made significant progress in opening and sustaining innovative secondary schools that share the critical goal of graduating every student for success in college, careers and life. **For 2022-2023, CIHS programs extended across 84 of the state's 115 school districts, with 134 individual schools operating for the 2022-2023 school year.**

The Edge Academy of Health Science in Edgecombe County opened in the Fall of 2023. The Marine Sciences and Technology Early College in Carteret County graduated its final cohort of students and closed in May 2023.

NC Session Law 2020-64 established that the State Board of Education may only conditionally approve up to three applications for CIHS that request additional funds to open in a school year. This is important to note because it made the process potentially more competitive to open a new CIHS.

Two LEAs with their IHE partners submitted applications in October 2023 to open new CIHS. The Joint Advisory Committee recommends that both CIHS applications be approved with additional funding.

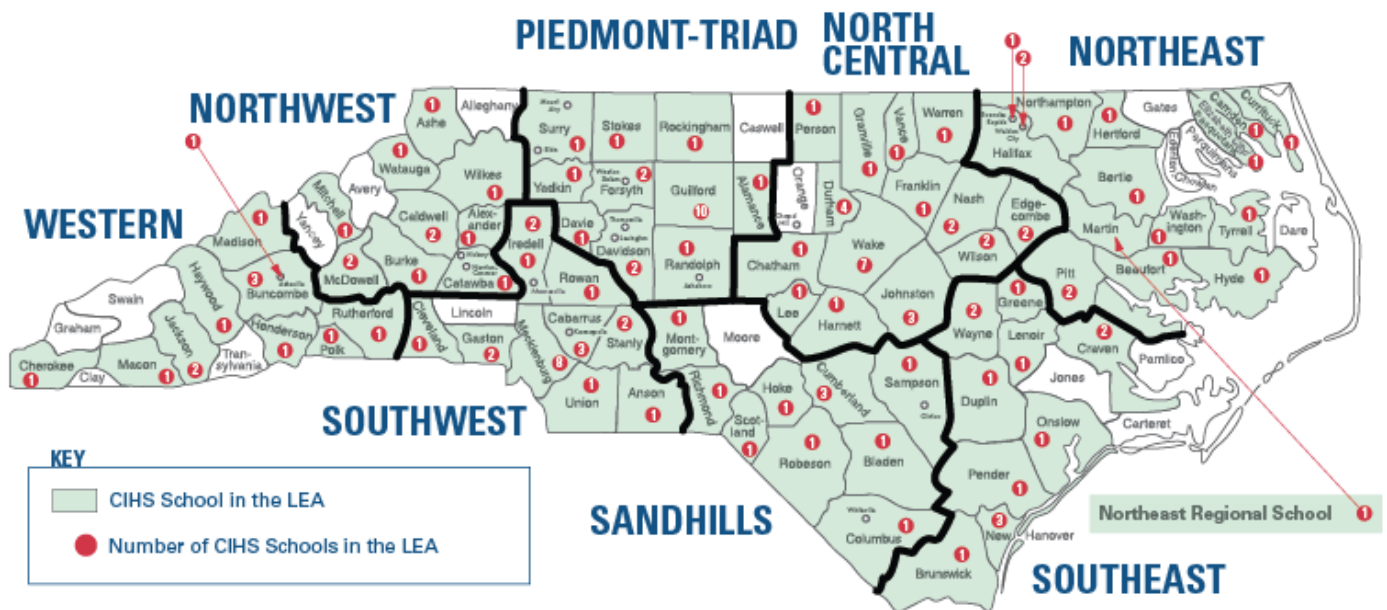
- Dare County Schools and the College of the Albemarle have applied to open the Dare Early College High School in Fall 2024. This would be the first CIHS in Dare County.
- Rockingham County Schools and Rockingham Community College have applied to open the Rockingham County CTE Innovation High School, and plan to open in Fall 2025. This would be the second CIHS in Rockingham County and the first with a CTE focus.

CIHS programs are supported by a partnership between NCDPI, NCCCS, the UNCS, and the NCICU. The Joint Advisory Committee (JAC), per legislation, comprises staff from each agency, who meet regularly and collaborate to support CIHS throughout the year and to provide oversight and guidance to the program, including technical support, resource development, policy implementation and data collection and analysis. The JAC also provides application development support, leads the application review of new CIHS applicants, and provides recommendations to agency governing boards on the approval of CIHS applications.

Figure 1: NC Cooperative Innovative High Schools, September 2023

NC Cooperative Innovative High Schools

AS OF SEPTEMBER 2023



Partner agencies also lend specialized support for CIHS programs based on the needs of the schools. As the lead agency, NCDPI works closely with the CIHS to support implementation. NCDPI hosts regular webinars for principals, counselors and college liaisons, and site visits with technical assistance to each new CIHS. NCDPI and the JAC also develop various resources to support development and implementation of the CIHS, shared via the NCDPI [CIHS website: https://www.dpi.nc.gov/students-families/enhanced-opportunities/advanced-learning-and-gifted-education/cooperative-innovative-high-schools](https://www.dpi.nc.gov/students-families/enhanced-opportunities/advanced-learning-and-gifted-education/cooperative-innovative-high-schools). The [CIHS Design and Implementation Guide](https://www.dpi.nc.gov/media/13217/download?attachment) includes Promising Practices from CIHS across North Carolina: <https://www.dpi.nc.gov/media/13217/download?attachment>.

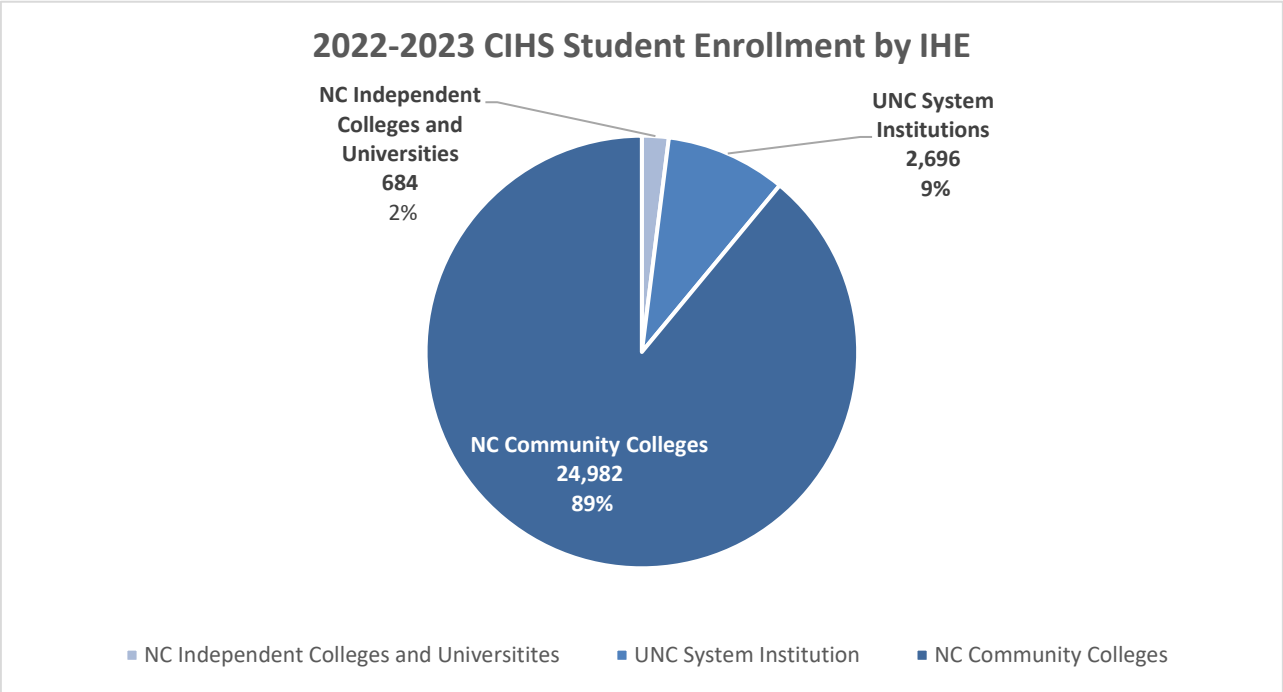
Together, these schools are transforming teaching and learning for their students, while also helping to prompt the growth of innovative practices in many other districts and schools. A growing number of districts are now embracing similar innovations for all their schools, as more CIHS demonstrate sustained success.

The state's most recent data from NCDPI, the NCCCS, UNCS, and NCICU continue to show gains in areas of high school retention rates, high school completion rates, certification and associate degree completion, admission to four-year institutions, and a reduction in drop-out rates.

Cooperative Innovative High Schools Data Highlights:

- Enrollment in CIHS in 2022-2023 was **28,362** students; this is a decrease of 103 students from the previous school year. In total, **6,210** students graduated from Cooperative Innovative High Schools in 2020-2021, a decrease of 33 students from the previous year.
- High school retention and completion rates for CIHS were **above** the state averages, with the average CIHS rates above 95%.
- The average high school drop-out rate of CIHS programs was **below** the state average.
- CIHS students at community colleges received better grades, on average, than the general population of students, with **87%** averaging a passing grade of a C or better. This is 14% higher than the general population.
- **1,591** individual students earned **3,473** industry-recognized credentials through high school CTE courses, based on NCDPI data.
- CIHS students also earned a total of **1,379** diploma and certificate credentials, based on NCCCS data. This represents a total of **2,790** individual credentials earned from both agencies, an increase of 559 credentials from the previous school year.
- **3,401** CIHS students graduated with an associate degree. This is an **increase** of 202 students from the previous school year.
- **11,555** applications from CIHS students were accepted by UNC System four-year institutions, based on UNC System Data. This is an increase of 872 applications from the previous school year.
- **2,071** applications from CIHS students were accepted by North Carolina Independent Colleges and Universities, based on available NCICU data. This is a decrease of 242 applications from the previous school year.

Figure 2: 2022-2023 Cooperative Innovative High School student enrollment by Institution of Higher Education (IHE)



Following the complete data captured below in response to legislative requirements, this report includes success stories from across North Carolina’s network of CIHS. These stories of student and of school transformations richly illustrate the powerful impact CIHS programs are having in our communities. These stories also show abundantly how CIHS are improving outcomes of the CIHS target populations: first-generation college goers, students at risk of dropping out, and students who benefit from accelerated academic instruction. Several CIHS programs are expanding pathways for students to include more career-ready opportunities, often leading to good jobs in their local communities upon graduation. This continued success is a result of hard work by NC’s teachers, principals, counselors, college liaisons, and districts.

With investment of state funds, support from the local and state-level policy makers, sustained efforts of professional development and technical assistance from NCDPI, NCCCS, the UNC System, and NCICU, SBE/NCDPI expect continued progress to increase access and successful participation in Cooperative Innovative High Schools across North Carolina to further meet the intent of the legislation.

Table 4: List of Approved Cooperative Innovative High Schools by School District and Institution of Higher Education (IHE) partner, Fall 2023

#	PSU Name	School Name	IHE Name
1	Alamance-Burlington Schools	Alamance-Burlington Early College High School	Alamance Community College
2	Alexander County Schools	Alexander Early College High School	Catawba Valley Community College
3	Anson County Schools	Anson County Early College High School	South Piedmont Community College
4	Ashe County Schools	Ashe County Early College High School	Wilkes Community College
5	Asheville City Schools	School of Inquiry and Life Sciences at Asheville	A-B Technical Community College
6	Beaufort County Schools	Beaufort County Early College High School	Beaufort County Community College
7	Bertie County Schools	Bertie County Early College High School	Martin Community College
8	Bladen County Schools	Bladen County Early College High School	Bladen Community College
9	Brunswick County Schools	Brunswick County Early College High School	Brunswick Community College
10	Buncombe County Schools	Buncombe County Early College High School	A-B Tech Community College
11	Buncombe County Schools	Buncombe County Middle College High School	A-B Tech Community College
12	Buncombe County Schools	Martin L. Nesbitt Jr. Discovery Academy	A-B Technical Community College
13	Burke County Schools	Burke Middle College High School	Western Piedmont Community College
14	Cabarrus County Schools	Cabarrus Early College of Technology	Rowan-Cabarrus Community College
15	Cabarrus County Schools	Cabarrus-Kannapolis Early College High School	Rowan-Cabarrus Community College

#	PSU Name	School Name	IHE Name
16	Cabarrus County Schools	Cabarrus Health Sciences Institute	Cabarrus College of Health Sciences
17	Caldwell County Schools	Caldwell Applied Sciences Academy	Caldwell Community College and Technical Institute
18	Caldwell County Schools	Caldwell Early College High School	Caldwell Community College and Technical Institute
19	Camden County Schools	Camden Early College High School	College of the Albemarle
20	Catawba County Schools	Challenger Early College High School	Catawba Valley Community College
21	Charlotte-Mecklenburg Schools	Cato Middle College High School	Central Piedmont Community College
22	Charlotte-Mecklenburg Schools	Charlotte Engineering Early College High School	UNC Charlotte
23	Charlotte-Mecklenburg Schools	Charlotte Teacher Early College High School	UNC Charlotte
24	Charlotte-Mecklenburg Schools	Harper Middle College High School	Central Piedmont Community College
25	Charlotte-Mecklenburg Schools	Hawthorne Academy of Health Sciences	Central Piedmont Community College
26	Charlotte-Mecklenburg Schools	Levine Middle College High School	Central Piedmont Community College
27	Charlotte-Mecklenburg Schools	Merancas Middle College High School at CPCC	Central Piedmont Community College
28	Charlotte-Mecklenburg Schools	Central Piedmont Early College (formerly Performance Learning Center)	Central Piedmont Community College
29	Chatham County Schools	Chatham County School of Science and Engineering	Central Carolina Community College
30	Cherokee County Schools	Tri-County Early College High School	Tri-County Community College
31	Cleveland County Schools	Cleveland Early College High School	Cleveland Community College
32	Columbus County Schools	Columbus Career and College Academy	Southeastern Community College
33	Craven County Schools	Craven Early College High School	Craven Community College
34	Craven County Schools	Early College EAST High School	Craven Community College

#	PSU Name	School Name	IHE Name
35	Cumberland County Schools	Cross Creek Early College High School	Fayetteville State University
36	Cumberland County Schools	Cumberland International Early College High School	Fayetteville State University
37	Cumberland County Schools	Cumberland Polytechnic High School	Fayetteville Tech Community College
38	Currituck County Schools	J.P. Knapp Early College High School	College of the Albemarle
39	Davidson County Schools	Davidson Early College High School	Davidson-Davie Community College
40	Davidson County Schools	Yadkin Valley Regional Career Academy	Davidson-Davie Community College
41	Davie County Schools	Davie County Early College High School	Davidson-Davie Community College
42	Duplin County Schools	Duplin Early College High School	James Sprunt Community College
43	Durham Public Schools	City of Medicine Academy	Durham Tech Community College
44	Durham Public Schools	Durham School of Technology	Durham Tech Community College
45	Durham Public Schools	Josephine Dobbs Clement Early College High School	North Carolina Central University
46	Durham Public Schools	Middle College High School at DTCC	Durham Tech Community College
47	Edgecombe County Public Schools	Edgecombe Early College High School	Edgecombe Community College
48	Edgecombe County Public Schools	EDGE Academy of Health Sciences	Edgecombe Community College
49	Elizabeth City-Pasquotank Public Schools	Elizabeth City Pasquotank Early College High School	College of the Albemarle
50	Franklin County Schools	Franklin County Early College High School	Vance-Granville Community College
51	Gaston County Schools	Gaston Early College High School	Gaston College
52	Gaston County Schools	Gaston Early College of Medical Sciences	Gaston College

#	PSU Name	School Name	IHE Name
53	Granville County Schools	Granville Early College High School	Vance-Granville Community College
54	Greene County Schools	Greene Early College High School	Lenoir Community College
55	Guilford County Schools	Early College at Guilford College	Guilford College
56	Guilford County Schools	Early/Middle College at GTCC – Greensboro	Guilford Tech Community College
57	Guilford County Schools	Early/Middle College at GTCC - High Point	Guilford Tech Community College
58	Guilford County Schools	Early/Middle College at GTCC – Jamestown	Guilford Tech Community College
59	Guilford County Schools	A&T Four Middle College (formerly Early/Middle College at NC A&T)	North Carolina A&T State University
60	Guilford County Schools	Greensboro College Middle College	Greensboro College
61	Guilford County Schools	Middle College at UNCG	UNC Greensboro
62	Guilford County Schools	STEM Early College at NC A&T	North Carolina A&T State University
63	Guilford County Schools	The Academy at Ben L. Smith High School	Guilford Tech Community College
64	Guilford County Schools	The Kearns Academy at Central	Guilford Tech Community College
65	Halifax County Schools	Halifax County Early College High School	Halifax Community College
66	Harnett County Schools	Harnett County Early College High School	Central Carolina Community College
67	Haywood County Schools	Haywood Early College High School	Haywood Community College
68	Henderson County Schools	Henderson County Early College High School	Blue Ridge Community College
69	Hertford County Schools	Hertford County Early College High School	Roanoke-Chowan Community College
70	Hoke County Schools	SandHoke Early College High School	Sandhills Community College
71	Hyde County Schools	Hyde Academy	Beaufort County Community College

#	PSU Name	School Name	IHE Name
72	Iredell-Statesville Schools	Agriculture and Science Early College High School	Mitchell Community College
73	Iredell-Statesville Schools	Collaborative College for Technology and Leadership	Mitchell Community College
74	Iredell-Statesville Schools	Crossroads Arts and Sciences Early College High School	Mitchell Community College
75	Jackson County Public Schools	Blue Ridge Early College High School	Southwestern Community College
76	Jackson County Public Schools	Jackson County Early College High School	Southwestern Community College
77	Johnston County Public Schools	Johnston County Early College Academy	Johnston Community College
78	Johnston County Public Schools	Johnston County Schools Career Technical Leadership Academy	Johnston Community College
79	Lee County Schools	Lee County Early College High School	Central Carolina Community College
80	Lenoir County Public Schools	Lenoir County Early College High School	Lenoir Community College
81	Macon County Schools	Macon County Early College High School	Southwestern Community College
82	Madison County Schools	Madison Early College High School	A-B Tech Community College
83	McDowell County Schools	McDowell Academy for Innovation	McDowell Tech Community College
84	McDowell County Schools	McDowell Early College High School	McDowell Community College
85	Mitchell County Schools	Mayland Early College High School	Mayland Community College
86	Montgomery County Schools	Montgomery County Early College High School	Montgomery Community College
87	Nash County Public Schools	Center for Industry, Technology and Innovation High School	Nash Community College
88	Nash County Public Schools	Nash-Rocky Mount Early College High School	Nash Community College
89	New Hanover County Schools	Isaac M. Bear Early College High School	UNC Wilmington

#	PSU Name	School Name	IHE Name
90	New Hanover County Schools	Southeast Area Technical High School	Cape Fear Community College
91	New Hanover County Schools	Wilmington Early College High School	Cape Fear Community College
92	Northampton County Schools	Northampton County Early College High School	Halifax Community College
93	Northeast Regional School - Biotech/Agri	Northeast Regional School of Biotechnology and Agriscience (NERSBA)	Martin Community College
94	Onslow County Schools	Onslow Early College High School	Coastal Carolina Community College
95	Pender County Schools	Pender Early College High School	Cape Fear Community College
96	Person County Schools	Person Early College for Innovation and Leadership	Piedmont Community College
97	Pitt County Schools	Innovation Early College High School	East Carolina University
98	Pitt County Schools	Pitt County Early College High School	Pitt Community College
99	Polk County Schools	Polk County Early College High School	Isothermal Community College
100	Public Schools of Robeson County	Public Schools of Robeson County Early College High School	Robeson Community College
101	Randolph County School System	Randolph Early College High School	Randolph Community College
102	Richmond County Schools	Richmond County Early College High School	Richmond Community College
103	Roanoke Rapids City Schools	Roanoke Rapids Early College High School	Halifax Community College
104	Rockingham County Schools	Rockingham County Early College High School	Rockingham Community College
105	Rowan-Salisbury Schools	Rowan County Early College High School	Rowan-Cabarrus Community College
106	Rutherford County Schools	Rutherford Early College High School	Isothermal Community College
107	Sampson County Schools	Sampson Early College High School	Sampson Community College

#	PSU Name	School Name	IHE Name
108	Scotland County Schools	Scotland Early College High School	Richmond Community College
109	Stanly County Schools	Stanly Early College High School	Stanly Community College
110	Stanly County Schools	Stanly STEM Early College High School	Stanly Community College
111	Stokes County Schools	Stokes County Early College High School	Forsyth Tech Community College
112	Surry County Schools	Surry Early College High School of Design	Surry Community College
113	Tyrrell County Schools	Columbia Early College High School	Beaufort County Community College
114	Union County Public Schools	Union County Early College High School	South Piedmont Community College
115	Vance County Schools	Vance County Early College High School	Vance-Granville Community College
116	Wake County Schools	North Wake College and Career Academy	Wake Tech Community College
117	Wake County Schools	Vernon Malone College and Career Academy	Wake Tech Community College
118	Wake County Schools	Wake Early College of Health and Science	Wake Tech Community College
119	Wake County Schools	Wake Early College of Information and Biotechnologies	Wake Tech Community College
120	Wake County Schools	Wake STEM Early College High School	North Carolina State University
121	Wake County Schools	Wake Young Men's Leadership Academy	Saint Augustine's University
122	Wake County Schools	Wake Young Women's Leadership Academy	Saint Augustine's University
123	Warren County Schools	Warren Early College High School	Vance-Granville Community College
124	Washington County Schools	Washington County Early College High School	Beaufort Community College
125	Watauga County Schools	Watauga Innovation Academy	Caldwell Community College and Tech Institute
126	Wayne County Public Schools	Wayne Early/Middle College High School	Wayne Community College

#	PSU Name	School Name	IHE Name
127	Wayne County Public Schools	Wayne School of Engineering at Goldsboro High School	Wayne Community College
128	Weldon City Schools	Roanoke Valley Early College High School	Halifax Community College
129	Wilkes County Schools	Wilkes Early College High School	Wilkes Community College
130	Wilson County Schools	Wilson Academy of Applied Technology	Wilson Community College
131	Wilson County Schools	Wilson Early College Academy	Wilson Community College
132	Winston Salem / Forsyth County Schools	Early College of Forsyth County	Forsyth Tech Community College
133	Winston Salem / Forsyth County Schools	Middle College of Forsyth County	Forsyth Tech Community College
134	Yadkin County Schools	Yadkin Early College High School	Surry Community College

Table 5: Retention rate and cohort graduation rate of Cooperative and Innovative High Schools for the 2022-2023 school year; number of dropouts from the 2021-2022 school year

#	PSU Name	School Name	Retention Rate	Number of Dropouts*	Cohort Graduation Rate**
1	Alamance-Burlington Schools	Alamance-Burlington Early College High School	>95%	*	>95%
2	Alexander County Schools	Alexander Early College High School	>95%	*	>95%
3	Anson County Schools	Anson County Early College High School	>95%	*	90%
4	Ashe County Schools	Ashe County Early College High School	>95%	*	>95%
5	Asheville City Schools	School of Inquiry and Life Sciences at Asheville	>95%	*	>95%
6	Beaufort County Schools	Beaufort County Early College High School	>95%	*	>95%

#	PSU Name	School Name	Retention Rate	Number of Dropouts*	Cohort Graduation Rate**
7	Bertie County Schools	Bertie County Early College High School	>95%	*	>95%
8	Bladen County Schools	Bladen County Early College High School	>95%	*	>95%
9	Brunswick County Schools	Brunswick County Early College High School	>95%	*	>95%
10	Buncombe County Schools	Buncombe County Early College High School	>95%	*	>95%
11	Buncombe County Schools	Buncombe County Middle College High School	95%	*	94%
12	Buncombe County Schools	Martin L. Nesbitt Jr. Discovery Academy	>95%	*	>95%
13	Burke County Schools	Burke Middle College High School	>95%	*	>95%
14	Cabarrus County Schools	Cabarrus Early College of Technology	>95%	*	>95%
15	Cabarrus County Schools	Cabarrus-Kannapolis Early College High School	>95%	*	>95%
16	Caldwell County Schools	Caldwell Applied Sciences Academy	>95%	*	>95%
17	Caldwell County Schools	Caldwell Early College High School	>95%	*	>95%
18	Camden County Schools	Camden Early College High School	>95%	*	>95%
19	Carteret County Public Schools	Marine Science and Technology Early College High School	>95%	*	90%
20	Catawba County Schools	Challenger Early College High School	>95%	*	>95%
21	Charlotte-Mecklenburg Schools	Cato Middle College High School	95%	*	>95%
22	Charlotte-Mecklenburg Schools	Charlotte Engineering Early College High School	>95%	*	95%
23	Charlotte-Mecklenburg Schools	Charlotte Teacher Early College High School	>95%	*	90%

#	PSU Name	School Name	Retention Rate	Number of Dropouts*	Cohort Graduation Rate**
24	Charlotte-Mecklenburg Schools	Harper Middle College High School	>95%	*	>95%
25	Charlotte-Mecklenburg Schools	Hawthorne Academy of Health Sciences	>95%	*	91%
26	Charlotte-Mecklenburg Schools	Levine Middle College High School	>95%	*	>95%
27	Charlotte-Mecklenburg Schools	Merancas Middle College High School at CPCC	>95%	*	>95%
28	Charlotte-Mecklenburg Schools	Performance Learning Center	>95%	*	85%
29	Chatham County Schools	Chatham County School of Science and Engineering	>95%	*	>95%
30	Cherokee County Schools	Tri-County Early College High School	>95%	*	>95%
31	Cleveland County Schools	Cleveland Early College High School	>95%	*	93%
32	Columbus County Schools	Columbus Career and College Academy	>95%	*	89%
33	Craven County Schools	Craven Early College High School	>95%	*	>95%
34	Craven County Schools	Early College EAST High School	>95%	*	>95%
35	Cumberland County Schools	Cross Creek Early College High School	>95%	*	>95%
36	Cumberland County Schools	Cumberland International Early College High School	>95%	*	>95%
37	Cumberland County Schools	Cumberland Polytechnic High School	>95%	*	>95%
38	Currituck County Schools	J.P. Knapp Early College High School	>95%	*	92%
39	Davidson County Schools	Davidson Early College High School	>95%	*	>95%
40	Davidson County Schools	Yadkin Valley Regional Career Academy	>95%	*	>95%

#	PSU Name	School Name	Retention Rate	Number of Dropouts*	Cohort Graduation Rate**
41	Davie County Schools	Davie County Early College High School	>95%	*	89%
42	Duplin County Schools	Duplin Early College High School	>95%	*	>95%
43	Durham Public Schools	City of Medicine Academy	>95%	*	>95%
44	Durham Public Schools	Durham School of Technology	>95%	*	>95%
45	Durham Public Schools	Josephine Dobbs Clement Early College High School	>95%	*	>95%
46	Durham Public Schools	Middle College High School at DTCC	>95%	*	>95%
47	Edgecombe County Public Schools	Edgecombe Early College High School	>95%	*	>95%
48	Edgecombe County Public Schools	Edge Academy of Health Sciences (new CIHS)	N/A	N/A	N/A
49	Elizabeth City-Pasquotank Public Schools	Elizabeth City Pasquotank Early College High School	>95%	*	>95%
50	Franklin County Schools	Franklin County Early College High School	>95%	*	93.3%
51	Gaston County Schools	Gaston Early College High School	>95%	*	>95%
52	Gaston County Schools	Gaston Early College of Medical Sciences	>95%	*	*
53	Granville County Schools	Granville Early College High School	>95%	*	94%
54	Greene County Schools	Greene Early College High School	>95%	*	>95%
55	Guilford County Schools	Early College at Guilford College	>95%	*	>95%
56	Guilford County Schools	Early/Middle College at GTCC – Greensboro	>95%	*	>95%
57	Guilford County Schools	Early/Middle College at GTCC - High Point	>95%	*	>95%
58	Guilford County Schools	Early/Middle College at GTCC – Jamestown	>95%	*	>95%
59	Guilford County Schools	Early/Middle College at NC A&T	>95%	*	>95%

#	PSU Name	School Name	Retention Rate	Number of Dropouts*	Cohort Graduation Rate**
60	Guilford County Schools	Greensboro College Middle College	95%	*	>95%
61	Guilford County Schools	Middle College at UNCG	>95%	*	>95%
62	Guilford County Schools	STEM Early College at NC A&T	>95%	*	>95%
63	Guilford County Schools	The Academy at Ben L. Smith High School	>95%	*	>95%
64	Guilford County Schools	The Kearns Academy at Central	>95%	*	>95%
65	Halifax County Schools	Halifax County Early College High School	>95%	*	*
66	Harnett County Schools	Harnett County Early College High School	>95%	*	>95%
67	Haywood County Schools	Haywood Early College High School	>95%	*	>95%
68	Henderson County Schools	Henderson County Early College High School	>95%	*	>95%
69	Hertford County Schools	Hertford County Early College High School	>95%	*	>95%
70	Hoke County Schools	SandHoke Early College High School	>95%	*	>95%
71	Hyde County Schools	Hyde Academy	>95%	*	77%
72	Iredell-Statesville Schools	Agriculture and Science Early College High School	>95%	*	>95%
73	Iredell-Statesville Schools	Collaborative College for Technology and Leadership	>95%	*	>95%
74	Iredell-Statesville Schools	Crossroads Arts and Sciences Early College High School	>95%	*	>95%
75	Jackson County Public Schools	Blue Ridge Early College High School	>95%	*	86%
76	Jackson County Public Schools	Jackson County Early College High School	>95%	*	>95%

#	PSU Name	School Name	Retention Rate	Number of Dropouts*	Cohort Graduation Rate**
77	Johnston County Public Schools	Johnston County Early College Academy	>95%	*	>95%
78	Johnston County Public Schools	Johnston County Schools Career Technical Leadership Academy	>95%	*	>95%
79	Lee County Schools	Lee County Early College High School	>95%	*	>95%
80	Lenoir County Public Schools	Lenoir County Early College High School	>95%	*	>95%
81	Macon County Schools	Macon County Early College High School	>95%	*	>95%
82	Madison County Schools	Madison Early College High School	>95%	*	>95%
83	McDowell County Schools	McDowell Academy for Innovation	>95%	*	>95%
84	McDowell County Schools	McDowell Early College High School	>95%	*	>95%
85	Mitchell County Schools	Mayland Early College High School	>95%	*	88%
86	Montgomery County Schools	Montgomery County Early College High School	>95%	*	>95%
87	Nash County Public Schools	Center for Industry, Technology and Innovation High School	>95%	*	89%
88	Nash County Public Schools	Nash-Rocky Mount Early College High School	>95%	*	>95%
89	New Hanover County Schools	Isaac M. Bear Early College High School	>95%	*	>95%
90	New Hanover County Schools	Southeast Area Technical High School	>95%	*	>95%
91	New Hanover County Schools	Wilmington Early College High School	>95%	*	>95%
92	Northampton County Schools	Northampton County Early College High School	>95%	*	>95%

#	PSU Name	School Name	Retention Rate	Number of Dropouts*	Cohort Graduation Rate**
93	Northeast Regional School - Biotech/Agri	Northeast Regional School of Biotechnology and Agriscience (NERSBA)	>95%	*	95%
94	Onslow County Schools	Onslow Early College High School	>95%	*	>95%
95	Pender County Schools	Pender Early College High School	>95%	*	>95%
96	Person County Schools	Person Early College for Innovation and Leadership	>95%	*	94%
97	Pitt County Schools	Innovation Early College High School	>95%	*	>95%
98	Pitt County Schools	Pitt County Early College High School	>95%	*	>95%
99	Polk County Schools	Polk County Early College High School	>95%	*	>95%
100	Public Schools of Robeson County	Public Schools of Robeson County Early College High School	>95%	*	>95%
101	Randolph County School System	Randolph Early College High School	>95%	*	>95%
102	Richmond County Schools	Richmond County Early College High School	>95%	*	>95%
103	Roanoke Rapids City Schools	Roanoke Rapids Early College High School	>95%	*	>95%
104	Rockingham County Schools	Rockingham County Early College High School	>95%	*	>95%
105	Rowan-Salisbury Schools	Rowan County Early College High School	>95%	*	>95%
106	Rutherford County Schools	Rutherford Early College High School	>95%	*	>95%
107	Sampson County Schools	Sampson Early College High School	>95%	*	>95%
108	Scotland County Schools	Scotland Early College High School	>95%	*	>95%
109	Stanly County Schools	Stanly Early College High School	>95%	*	>95%

#	PSU Name	School Name	Retention Rate	Number of Dropouts*	Cohort Graduation Rate**
110	Stanly County Schools	Stanly STEM Early College High School	>95%	*	*
111	Stokes County Schools	Stokes County Early College High School	>95%	*	>95%
112	Surry County Schools	Surry Early College High School of Design	>95%	*	>95%
113	Tyrrell County Schools	Columbia Early College High School	>95%	*	>95%
114	Union County Public Schools	Union County Early College High School	>95%	*	>95%
115	Vance County Schools	Vance County Early College High School	>95%	*	>95%
116	Wake County Schools	North Wake College and Career Academy	>95%	*	>95%
117	Wake County Schools	Vernon Malone College and Career Academy	>95%	*	>95%
118	Wake County Schools	Wake Early College of Health and Science	>95%	*	>95%
119	Wake County Schools	Wake Early College of Information and Biotechnologies	>95%	*	N/A
120	Wake County Schools	Wake STEM Early College High School	>95%	*	>95%
121	Wake County Schools	Wake Young Men's Leadership Academy	>95%	*	>95%
122	Wake County Schools	Wake Young Women's Leadership Academy	>95%	*	>95%
123	Warren County Schools	Warren Early College High School	>95%	*	94%
124	Washington County Schools	Washington County Early College High School	>95%	*	91%
125	Watauga County Schools	Watauga Innovation Academy	>95%	*	>95%
126	Wayne County Public Schools	Wayne Early/Middle College High School	>95%	*	>95%

#	PSU Name	School Name	Retention Rate	Number of Dropouts*	Cohort Graduation Rate**
127	Wayne County Public Schools	Wayne School of Engineering at Goldsboro High School	>95%	*	>95%
128	Weldon City Schools	Roanoke Valley Early College High School	>95%	*	94%
129	Wilkes County Schools	Wilkes Early College High School	>95%	*	>95%
130	Wilson County Schools	Wilson Academy of Applied Technology	>95%	*	>95%
131	Wilson County Schools	Wilson Early College Academy	>95%	*	>95%
132	Winston Salem / Forsyth County Schools	Early College of Forsyth County	>95%	*	>95%
133	Winston Salem / Forsyth County Schools	Middle College of Forsyth County	>95%	*	>95%
134	Yadkin County Schools	Yadkin Early College High School	>95%	*	>95%

*One year lag data from the 2021-2022 school year.

In order to protect student/staff privacy, small cell suppression rules have been applied where necessary. Any cell below 10 for students or 5 for staff will be represented by "*". Any percentages over 95% will be shown as >95% and any percentages less than 5 will be shown as <5%.

**Schools with N/A are new CIHS and data is not yet available for this measure or the Cohort size is too small to calculate data through the system.

Table 6: Enrollment in Cooperative Innovative High Schools (CIHS) for the 2022-2023 school year. Each CIHS is permitted by legislation to serve 100 students per grade level.

#	PSU Name	School Name	Total
1	Alamance-Burlington Schools	Alamance-Burlington Early College High School*	219
2	Alexander County Schools	Alexander Early College High School*	167
3	Anson County Schools	Anson County Early College High School*	232
4	Ashe County Schools	Ashe County Early College High School*	138
5	Asheville City Schools	School of Inquiry and Life Sciences at Asheville	376
6	Beaufort County Schools	Beaufort County Early College High School*	279
7	Bertie County Schools	Bertie County Early College High School*	144

#	PSU Name	School Name	Total
8	Bladen County Schools	Bladen County Early College High School*	141
9	Brunswick County Schools	Brunswick County Early College High School*	373
10	Buncombe County Schools	Buncombe County Early College High School*	276
11	Buncombe County Schools	Buncombe County Middle College High School	57
12	Buncombe County Schools	Martin L. Nesbitt Jr. Discovery Academy*	380
13	Burke County Schools	Burke Middle College High School	119
14	Cabarrus County Schools	Cabarrus Early College of Technology*	226
15	Cabarrus County Schools	Cabarrus-Kannapolis Early College High School*	243
16	Cabarrus County Schools	Cabarrus Health Sciences Institute*	59
17	Caldwell County Schools	Caldwell Applied Sciences Academy	215
18	Caldwell County Schools	Caldwell Early College High School*	398
19	Camden County Schools	Camden Early College High School*	151
20	Carteret County Schools	Marine Science and Technology Early College*	52
21	Catawba County Schools	Challenger Early College High School*	352
22	Charlotte-Mecklenburg Schools	Cato Middle College High School	204
23	Charlotte-Mecklenburg Schools	Charlotte Engineering Early College High School*	302
24	Charlotte-Mecklenburg Schools	Charlotte Teacher Early College High School*	210
25	Charlotte-Mecklenburg Schools	Harper Middle College High School*	171
26	Charlotte-Mecklenburg Schools	Hawthorne Academy of Health Sciences	303
27	Charlotte-Mecklenburg Schools	Levine Middle College High School*	228
28	Charlotte-Mecklenburg Schools	Merancas Middle College High School at CPCC*	202
29	Charlotte-Mecklenburg Schools	Performance Learning Center	70
30	Chatham County Schools	Chatham County School of Science and Engineering*	101
31	Cherokee County Schools	Tri-County Early College High School*	136
32	Cleveland County Schools	Cleveland Early College High School*	222

#	PSU Name	School Name	Total
33	Columbus County Schools	Columbus Career and College Academy*	263
34	Craven County Schools	Craven Early College High School*	230
35	Craven County Schools	Early College EAST High School*	208
36	Cumberland County Schools	Cross Creek Early College High School*	255
37	Cumberland County Schools	Cumberland International Early College High School*	275
38	Cumberland County Schools	Cumberland Polytechnic High School*	291
39	Currituck County Schools	J.P. Knapp Early College High School*	269
40	Davidson County Schools	Davidson Early College High School*	140
41	Davidson County Schools	Yadkin Valley Regional Career Academy*	161
42	Davie County Schools	Davie County Early College High School*	129
43	Duplin County Schools	Duplin Early College High School*	208
44	Durham Public Schools	City of Medicine Academy*	346
45	Durham Public Schools	Durham School of Technology*	255
46	Durham Public Schools	Josephine Dobbs Clement Early College High School*	397
47	Durham Public Schools	Middle College High School at DTCC	108
48	Edgecombe County Public Schools	Edgecombe Early College High School*	191
49	Elizabeth City-Pasquotank Public Schools	Elizabeth City Pasquotank Early College High School*	108
50	Franklin County Schools	Franklin County Early College High School*	191
51	Gaston County Schools	Gaston Early College High School*	231
52	Gaston County Schools	Gaston Early College of Medical Sciences*	117
53	Granville County Schools	Granville Early College High School*	222
54	Greene County Schools	Greene Early College High School*	157
55	Guilford County Schools	Early College at Guilford College	199

#	PSU Name	School Name	Total
56	Guilford County Schools	Early/Middle College at GTCC – Greensboro*	170
57	Guilford County Schools	Early/Middle College at GTCC - High Point*	192
58	Guilford County Schools	Early/Middle College at GTCC – Jamestown*	270
59	Guilford County Schools	The A&T Four Middle College at NC A&T*	152
60	Guilford County Schools	Greensboro College Middle College	84
61	Guilford County Schools	Middle College at UNCG*	210
62	Guilford County Schools	STEM Early College at NC A&T*	191
63	Guilford County Schools	The Academy at Ben L. Smith High School*	229
64	Guilford County Schools	The Kearns Academy at Central*	114
65	Halifax County Schools	Halifax County Early College High School*	130
66	Harnett County Schools	Harnett County Early College High School*	141
67	Haywood County Schools	Haywood Early College High School*	177
68	Henderson County Schools	Henderson County Early College High School*	208
69	Hertford County Schools	Hertford County Early College High School*	172
70	Hoke County Schools	SandHoke Early College High School*	462
71	Hyde County Schools	Hyde Academy (formerly Mattamuskeet Early College High School)*	5
72	Iredell-Statesville Schools	Agriculture and Science Early College High School*	268
73	Iredell-Statesville Schools	Collaborative College for Technology and Leadership*	229
74	Iredell-Statesville Schools	Crossroads Arts and Sciences Early College High School*	270
75	Jackson County Public Schools	Blue Ridge Early College High School*	97
76	Jackson County Public Schools	Jackson County Early College High School*	106
77	Johnston County Public Schools	Johnston County Early College Academy*	276

#	PSU Name	School Name	Total
78	Johnston County Public Schools	Johnston County Schools Career Technical Leadership Academy*	204
79	Lee County Schools	Lee County Early College High School*	300
80	Lenoir County Public Schools	Lenoir County Early College High School*	213
81	Macon County Schools	Macon County Early College High School*	119
82	Madison County Schools	Madison Early College High School*	264
83	McDowell County Schools	McDowell Academy for Innovation*	122
84	McDowell County Schools	McDowell Early College High School*	235
85	Mitchell County Schools	Mayland Early College High School*	128
86	Montgomery County Schools	Montgomery County Early College High School*	275
87	Nash County Public Schools	Center for Industry, Technology and Innovation High School*	115
88	Nash County Public Schools	Nash-Rocky Mount Early College High School*	385
89	New Hanover County Schools	Isaac M. Bear Early College High School*	228
90	New Hanover County Schools	Southeast Area Technical High School*	234
91	New Hanover County Schools	Wilmington Early College High School*	258
92	Northampton County Schools	Northampton County Early College High School*	173
93	Northeast Regional School - Biotech/Agri	Northeast Regional School of Biotechnology and Agriscience (NERSBA)*	122
94	Onslow County Schools	Onslow Early College High School*	190
95	Pender County Schools	Pender Early College High School*	211
96	Person County Schools	Person Early College for Innovation and Leadership*	144
97	Pitt County Schools	Innovation Early College High School*	211
98	Pitt County Schools	Pitt County Early College High School*	327
99	Polk County Schools	Polk County Early College High School*	71
100	Public Schools of Robeson County	Public Schools of Robeson County Early College High School*	227

#	PSU Name	School Name	Total
101	Randolph County School System	Randolph Early College High School*	356
102	Richmond County Schools	Richmond County Early College High School*	298
103	Roanoke Rapids City Schools	Roanoke Rapids Early College High School*	129
104	Rockingham County Schools	Rockingham County Early College High School*	322
105	Rowan-Salisbury Schools	Rowan County Early College High School*	238
106	Rutherford County Schools	Rutherford Early College High School*	193
107	Sampson County Schools	Sampson Early College High School*	235
108	Scotland County Schools	Scotland Early College High School*	234
109	Stanly County Schools	Stanly Early College High School*	185
110	Stanly County Schools	Stanly STEM Early College High School*	145
111	Stokes County Schools	Stokes County Early College High School*	149
112	Surry County Schools	Surry Early College High School of Design*	297
113	Tyrrell County Schools	Columbia Early College High School*	217
114	Union County Public Schools	Union County Early College High School*	320
115	Vance County Schools	Vance County Early College High School*	224
116	Wake County Schools	North Wake College and Career Academy*	367
117	Wake County Schools	Vernon Malone College and Career Academy*	355
118	Wake County Schools	Wake Early College of Health and Science*	337
119	Wake County Schools	Wake STEM Early College High School*	265
120	Wake County Schools	Wake Young Men's Leadership Academy*	153
121	Wake County Schools	Wake Young Women's Leadership Academy*	189
122	Wake County Schools	Wake Early College of Information and Biotechnologies*	126
123	Warren County Schools	Warren Early College High School*	120
124	Washington County Schools	Washington County Early College High School*	83

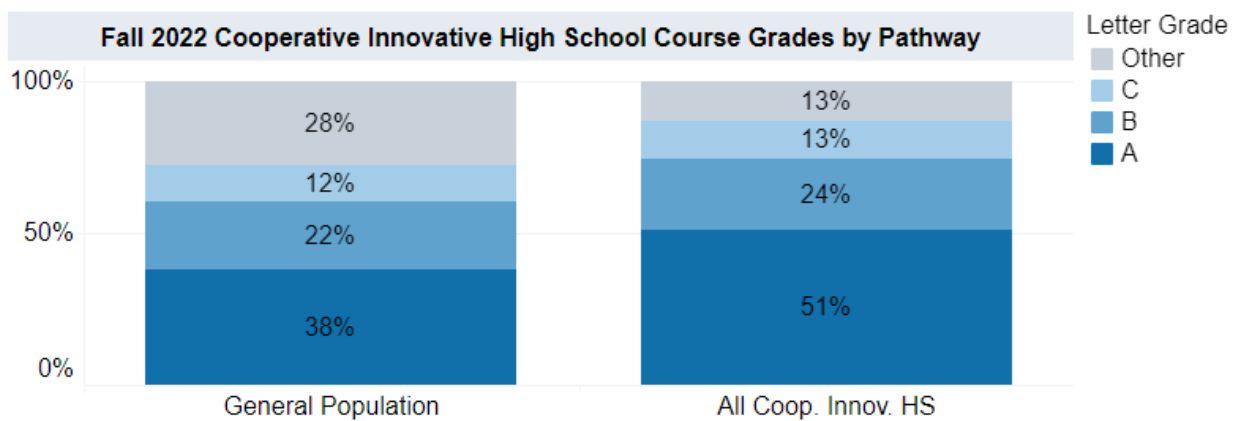
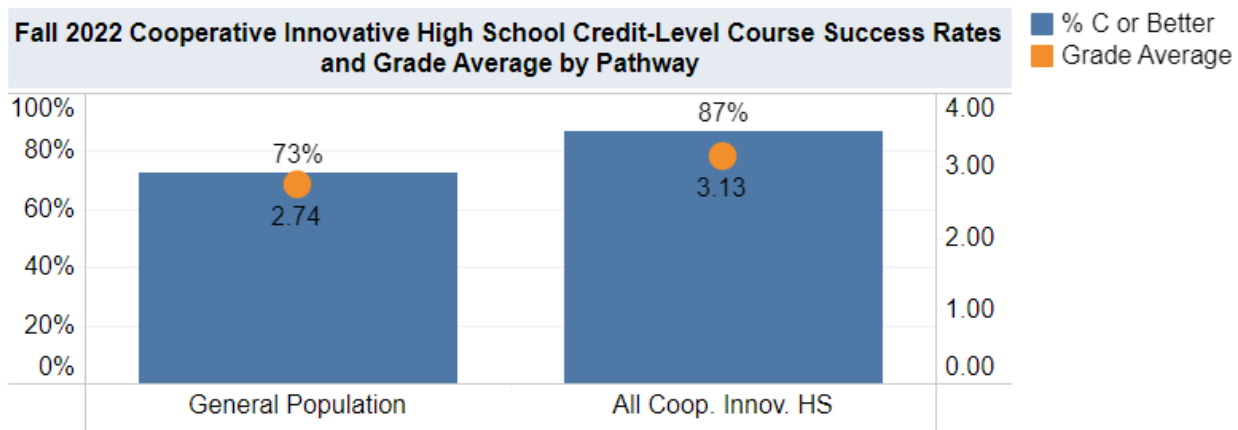
#	PSU Name	School Name	Total
125	Watauga County Schools	Watauga Innovation Academy*	283
126	Wayne County Public Schools	Wayne Early/Middle College High School*	234
127	Wayne County Public Schools	Wayne School of Engineering at Goldsboro High School*	250
128	Weldon City Schools	Roanoke Valley Early College High School*	130
129	Wilkes County Schools	Wilkes Early College High School*	260
130	Wilson County Schools	Wilson Academy of Applied Technology*	212
131	Wilson County Schools	Wilson Early College Academy*	244
132	Winston Salem / Forsyth County Schools	Early College of Forsyth County*	287
133	Winston Salem / Forsyth County Schools	Middle College of Forsyth County	111
134	Yadkin County Schools	Yadkin Early College High School*	215
Total Enrolled			28,362
Average Size of a CIHS			215

*Indicates CIHS that receive CIHS supplemental funding.

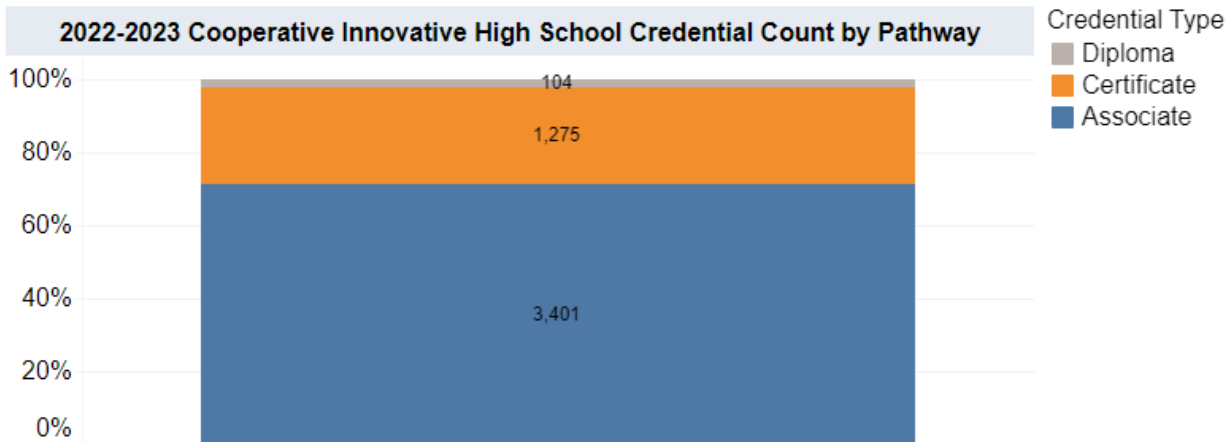
NORTH CAROLINA COMMUNITY COLLEGE SYSTEM (NCCCS) Cooperative Innovative High School (CIHS) Programs

Cooperative Innovative High Schools Course Enrollment and Degree Completion

During the 2022-2023 academic year, Cooperative Innovative High School Students enrolled in 114,687 credit-level college courses, an average of 5.2 per term. In Fall 2022, Cooperative Innovative High School students completed 87% of their credit-level courses with a C or better (average GPA of 3.13), compared to 73% of the general student population (average GPA of 2.74).



During the 2022-2023 academic year, Cooperative Innovative High School students earned a total of 4,780 credentials.



Post-Graduation Employment

The North Carolina Community College System and the Department of Commerce reviewed employment status and wage outcomes of a subset of CIHS students who graduated high school in 2020, were not enrolled in any postsecondary institution in 2021-2022, and had a full-time or part-time employment record in Quarter 1 of 2022. Students with missing social security numbers (i.e., could not be matched with a Department of Commerce record) or whose employment is not tracked by the NC Department of Commerce (e.g., self-employed, federal employees, or those employed out of state) were not included. Wage records for 1,041 CIHS 2020 graduates were found for the 1st quarter of 2022. The median Quarter 1 wage for this sample was \$5,405.

UNC SYSTEM Cooperative Innovative High School (CIHS) Programs

Institutions within the University of North Carolina (UNC) system admitted **11,555*** Cooperative and Innovative High School students for Fall 2023 based on preliminary results. UNC system admissions of CIHS students increased by 872 (9%) of students admitted for Fall 2022. Refer to table 6 for enrollment of Cooperative Innovative High School students. A breakdown by campus is indicated in the following table.

*Note: Students may apply and be admitted to multiple UNC Institutions.

Table 7: CHIS student admissions to UNC System schools, Fall 2023

UNC Institution	Number of CIHS students admitted to UNC Institutions, Fall 2022 (As of 11/10/2022**)
Appalachian State University	1,008
East Carolina University	1,260
Elizabeth City State University	249
Fayetteville State University	378
North Carolina A&T State University	874
North Carolina Central University	691
North Carolina State University	841
University of North Carolina - Asheville	474
University of North Carolina – Chapel Hill	543
University of North Carolina – Charlotte	1,357
University of North Carolina – Greensboro	1,157
University of North Carolina – Pembroke	613
University of North Carolina – Wilmington	641
University of North Carolina – School of the Arts	<10
Western Carolina University	1,070
Winston-Salem State University	393
UNC Total	11,555

**Neither IPEDS Admissions nor the Freshmen Admissions and Performance dashboard have yet been finalized for the current year, this data should be considered preliminary. Refer to the UNC System [Stats, Data, & Reports](#) page for official results.

NC INDEPENDENT COLLEGES AND UNIVERSITIES Cooperative Innovative High School (CIHS) Programs

Institutions within the NC Independent Colleges and Universities system admitted **2,071 Cooperative and Innovative High School students for Fall 2023. This was a decrease of 242 (1%) students admitted from Fall 2022.** A breakdown by campus is indicated in the following table. Campuses in bold house a CIHS program.

*Note: Students may apply and be admitted to multiple NCICU Institutions.

Table 8: CHIS student admissions to NCICU schools, Fall 2023

NCICU Institution	Number of CIHS students admitted to NCICU Institutions, Fall 2022**
Barton College	152
Belmont Abbey College	51
Bennett College	*
Brevard College	**
Cabarrus College of Health Sciences	<10
Campbell University	278
Catawba College	149
Chowan University	<10
Davidson College	**
Duke University	15
Elon University	200
Gardner-Webb University	**
Greensboro College	**
Guilford College	**
High Point University	**
Johnson C. Smith University	29
Lees-McRae College	135
Lenoir-Rhyne University	**
Livingstone College	*
Louisburg College	**
Mars Hill University	14
Meredith College	100
Methodist University	96

NCICU Institution	Number of CIHS students admitted to NCICU Institutions, Fall 2022**
Montreat College	**
N. C. Wesleyan College	<10
Pfeiffer University	<10
Queens University of Charlotte	184
St. Andrews University	**
Saint Augustine's University	128
Salem College	13
Shaw University	**
University of Mount Olive	82
Wake Forest University	38
Warren Wilson College	29
William Peace University	48
Wingate University	305
NCICU Total	2,071

**In accordance with FERPA guidelines, individual student counts less than 10 are displayed as <10, individual counts of zero are denoted with an *. Data not available are denoted with an **.

COOPERATIVE INNOVATIVE HIGH SCHOOL AND CAREER AND COLLEGE PROMISE PROGRAMS

2023 CIHS and Pathways Success Stories from across North Carolina

Based on CIHS 2022-2023 Annual Reports submitted by Schools and CCP stories shared with the NC Community College System.

CIHS Success Stories

Agriculture & Science Early College: Iredell-Statesville Schools

At the Agriculture and Science Early College, we always strive for our students to reach their goals and fulfill their potential. One of our 2023 graduates is not your typical success story, as he faced academic difficulty and family tragedy.

This individual came from a charter school and was accepted as a first-generation student who was at risk for not completing high school requirements. Although difficulties with knowledge and understanding were present the first two years of our student's career, our graduate was able to pass core classes through support, encouragement, accountability and perseverance from our student and staff. During the beginning stages of his student career, he also endured the passing of his mother which made daily focus a struggle.

When his college caseload started, he found a direction for his interests and he was able to focus his time to achieve several certificates. We are proud to say our graduate truly benefited from the offerings as a Cooperative Innovative High School and acquired the following: Criminal Justice Certificate, Loss Prevention Certificate, Basic Law Enforcement Certificate, Investigations Certificate, and he received the Citizen's Patrol Award. He graduated career-ready in the field of his choice.

Anson Early College: Anson County Schools

This past year at Anson County Early College a student graduated with his high school diploma and his Welding Certification through South Piedmont Community College. This is not uncommon for many of our students, however, this student faced many challenges while in high school. The first time I met him was when he rode his bike to our annual Open House for 8th grade students and toured our school by himself. He requested to meet with the principal that evening and shared a little about himself and why he wanted to come to the Early College. He was a first-generation college student and he wanted the opportunity to earn college credits or a

credential. He was the only student that evening that came without a parent or guardian, rode his bike, and requested to meet with the principal.

Throughout his time at our school, we learned many things about him and his family situation. Our school provided meals and groceries for this student during Covid. He was devastated to be at home during Covid which was a very difficult time for his family. After returning from Covid, his family became homeless. Our social worker and other people in the community worked to help them find a place to live and continued providing support. Even through all of the difficulties this student faced, he graduated with his high school diploma and his Welding Certification. He is currently employed full time in our community using his Welding Certificate and is able to provide for himself and his family. This is just one example of how we try to ensure all students at Anson County Early College have a chance for success.

Blue Ridge Early College, Jackson County Schools

Blue Ridge Early College is located on the plateau in Cashiers, North Carolina. Blue Ridge Early College provides an engaging, enlightening, and enriching academic setting for students. The opportunity for our students to access college courses within our school building is pivotal for our community, and its continued success as the nearest college or university is approximately 30 minutes away. Being geographically isolated impacts many aspects of our students' daily lives, such as travel, internet coverage, cost of living, and the access to college resources. Our Early College campus reduces barriers for our students and their families. Through the Early College Program our students are able to begin their college classes earlier than the traditional community college model; and they have the opportunity to earn an associates degree or complete most of the general education requirements of a four year institution. These opportunities motivate students to remain in school by exposing them to career opportunities and opening the door to a college education. As a result, this past year, we had a graduation rate of 100%.

Brunswick Early College High School: Brunswick County Schools

One of our recent graduates joined Brunswick Early College in the fall of 2020, at the height of COVID isolation, and at the beginning of her sophomore year. Born in China, she was adopted at five years old and brought to the US by her new family. She struggled in her elementary

school years to learn the language and sometimes still struggles with colloquialisms. There is often no money available in her home for her to participate in extracurricular activities or anyone to take her somewhere outside of school hours. She reports being bullied at her home school in her freshman year, as well as feeling that adults in her school did not care about her, which prompted her transfer to our CIHS.

As a sophomore, this student rarely spoke unless specifically asked to contribute to a discussion. She was organized and cooperative, but clearly not interested in talking. Later, she was able to reflect that she was recovering from a traumatic middle school and freshman year experience, which resulted in low self-esteem. The next school year, as COVID restrictions lifted, her personality burst through the doors as she did. It became apparent what a force of nature the power of collaboration and relationships can be for a student.

She had made a conscious decision to be more social and interactive, and from there, with encouragement from her teachers, she joined clubs like journalism, where she became a leader simply because she was willing to put herself out there and try when others were more timid. She learned interviewing and writing skills and won awards. She gained confidence as she gained recognition. Her grades and self-confidence steadily improved, as did her relationships with many adults in the school. Most students knew who she was. She was eventually invited to join the National Honor Society where she was asked to sell candy bars as a fundraiser. She sold 20 boxes of candy bars – more than anyone else – just because she wanted to see the NHS funds rise; she was responding to relationships established by adults in the school.

Early College clearly changed this student's outlook on education. Through her own hard work and buy-in to the program, she was able to make a remarkable transformation from a disappointed, disengaged student who did not think that she was capable of Early College work to one of the most recognized and successful students in her graduating class. She earned seven scholarships in her graduating year, including several competitions that required essays, and found the courage to apply to a school she did not think she could get into, but today, she is a nursing student at the University of North Carolina at Chapel Hill. She still communicates regularly with several of her teachers. This CIHS helped this student find her voice and learn how to step out of her comfort zone to try goals that she would not otherwise have had the confidence to attempt.

Caldwell Applied Sciences Academy: Caldwell County Schools

The Caldwell Applied Sciences program allows students to be prepared to attend a university as well as directly enter the workforce upon graduation. We are highlighting a senior from the class of 2023 that made the decision to use her AAS degree in Industrial Systems Mechatronics to go straight into the workforce. This young lady battled the anxiety along with the rigor of engineering classes to be top in her predominately male field. While she considered continuing her education at a university, she ultimately chose to enter the workforce with her degree. Prior to graduation, she was recruited by a local company to train as a technician, repairing and troubleshooting their automated systems. She is now a systems repair technician, making beyond the average salary and giving back to her local community.

Caldwell Early College High School: Caldwell County Schools

In accordance with the mission of Caldwell Early College High School, each student is encouraged to follow his/her own passions and interests to make service learning a meaningful, lifelong endeavor. During the summer of 2022, staff members at CECHS wrote a proposal to recognize students for their contributions to the community. In the 2022-2023 school year, Caldwell Early College High School began offering the following recognitions to students who dedicate time within their high school career to make an impact within our community.

Service Learning Endorsement - 250+ hours of approved community service at a minimum of two locations within Caldwell County during the student's high school tenure. In addition, a maximum of 50 hours total is eligible for service completed outside of Caldwell County.

Approved all day, multiple day trips are awarded 6 hours per day excluding travel days.

Recognition: Pink service learning cord for graduation, recognition in the graduation program, and recognition at Awards Day/College Decision Day

Service Learning Certificate - 100+ hours of approved community service at a minimum of two locations within Caldwell County during the student's high school tenure. In addition, a maximum of 50 hours total is eligible for service completed outside of Caldwell County.

Approved all day, multiple day trips are awarded 6 hours per day excluding travel days.

Recognition: Certificate of Service at Awards Day/College Decision Day.

Our goal is for CECHS students to become civic-minded individuals who continue to seek out ways to give back to their communities and the world. Freshmen begin serving in the familiar

environment of elementary schools to gain confidence and learn about volunteer expectations. Sophomores and juniors continue service learning by exploring opportunities throughout Caldwell County. Students develop an awareness of the many local service organizations and reflect on the impact being made in their own community. Seniors and fifth year students then begin making personal choices to individualize service, ensuring an ongoing commitment to serving others. When asked about service learning, one senior stated, “service can be as simple as donating clothes, no act of service is too small.”

Students log all completed service learning hours into a software system for approval and calculation. We are proud to report that Caldwell Early College students logged a total of 8,100.25 service hours in the 2022-2023 school year! It is evident that CECHS students and staff are passionate about service learning.

Cato Middle College High School: Charlotte Mecklenburg Schools

A 12th grade graduate from May 2023 embraced the middle college program and took advantage of all that middle college offers and more. He earned an associate degree and also earned \$1.4 million in scholarship offers. He received five full-ride scholarships, with two to the same school. UNC-Chapel Hill awarded this student both the Morehead Cain scholarship, along with the Covenant Scholarship.

He participated in numerous clubs and extracurricular activities. He was the Founder of Men’s Motivated Movement, a mentoring club. This club partners with two elementary schools in the district to mentor African American males who were experiencing challenges. This gentleman was a member of the Multicultural Club and National Honor Society. He was the President of our Student Government Association. He was also an Eagle Scout. In addition to that he participated in an internship with Microsoft. The part that makes this story so remarkable is that this scholar's mother passed away of cancer when he was three years old. His grandmother raised him and did a remarkable job of modeling for him and helping him to understand the importance of a quality education. She was his sole guardian. She became ill and passed away approximately 4 months before graduation. Despite a tremendous amount of sadness and disappointment, this young man was determined to excel because he knew that his grandmother would expect nothing less. He graduated with a 4.4 GPA, an associate degree, five full ride scholarships and \$1.4 million in scholarship offers. The size of the middle college program gives students so many opportunities to excel in different areas and it provides faculty

and staff an opportunity to provide a different level of support to all students.

Crossroads Arts & Science Early College: Iredell-Statesville Schools

One 2023 graduate is the best example of resilience I have encountered in some time. In January of 2021, while we were still in the midst of COVID, her mother died unexpectedly. This student was in the 3rd year of her 5-year program. Her father lived in the community but was mostly absent and her aunt lived out of district, so she and her sister decided to stay in their home, with a roommate and a cousin. She was on her own for the rest of her time at Crossroads. Her father and her aunt helped as they could, but she and her sister were left to support themselves for most of their needs.

She was able to pass all of her courses that year, but the next semester was difficult, ending with two failing grades. At that point she began to attend a grief group through Hospice and learned to push past her hardships in healthy ways. The following semester and her last year proved to be successful. She earned straight A's both semesters of her final year of Early College, finishing her associate degree and gaining acceptance to Appalachian State University as a Junior for the fall of 2023.

Along with her Early College program, this student had been involved in the Magnet Dance program at the high school for four years. A year after her mother's death, she was awarded their annual dance scholarship for her personal essay and related dance performance, which she led and choreographed, with five other dancers.

She received constant support from her teachers at Crossroads and at Mitchell Community College, but her own courage and resilience were the key factors sustaining her throughout this difficult time. Her story is instructive. We often do not know the adversities surrounding our students and sometimes underestimate the fortitude and determination guiding them through each day.

Edgecombe Early College, Edgecombe County Schools

Our theme for the 2022 - 2023 school year was #BestYearYet, and it was exactly that. To make up for lost opportunities from COVID, we took EACH AND EVERY scholar in grades 9 - 12 on a trip to visit our nation's capital. EACH AND EVERY junior at our school completed a 20 hour vocational internship working in a business or non-profit, and EACH AND EVERY senior

completed a capstone senior project. And at graduation, EACH AND EVERY graduate earned either an associate's degree, a CTE certificate, or both!

Halifax Early College, Halifax County Schools

During these challenging times of the COVID-19 pandemic, many of our students have been faced with unprecedented obstacles related to the digital divide and other factors. However, with the help of the Halifax Community College staff and faculty, our school system has successfully implemented synergistic practices to ensure that our students are able to matriculate successfully. We are inspired by the academic growth and unwavering determination of our students, who have all secured admissions to four-year institutions and have received numerous scholarships. It is worth noting that our school has achieved a commendable B rating from NCDPI, representing a 20-point increase from the previous academic year. Additionally, our academic growth rate has been rated among the top 6 percent in the state for the academic year 2022-23.

Onslow Early College, Onslow County Schools

Each of the past two years has seen a graduate from OECHS enter the United States Navy Nuclear Engineering Program. Both graduates will receive checks for \$39,000 after completing their training. We also had our first National Merit Scholarship Finalist this past year!

Richmond Early College, Richmond County Schools

One of our recent graduates created and implemented a student/parent night that she called "The First Steps." Her vision was to share the college preparation process with the Latino community, to provide general information, but moreso to help ease their fears of going through the process. She and I met several times about the content of the program. Our conversations brought to light, for me, the need for all of our students to have this opportunity. So, she did just that.

She collaborated with a student from Scotland Early College High School (both partner with Richmond Community College). Together, they presented two sessions - one in Spanish and one in English. They dove deep into all things in the college process - resumes, FAFSA, RDS, Scholarship Portals, CFNC, and various pre-college programs and camps that several of the

universities offer. For the Spanish session, they collaborated with the UNCG Chance Program. A group of students from UNCG, along with their leader, actually attended the session and shared more information with our Latino students.

I never envisioned this night being what it truly was - an outstanding opportunity for all of our rising juniors and seniors. Both sessions were overwhelmingly well attended. The feedback we received was phenomenal, and led us to the realization of the need to get this information out to our parents and students in ways that ease some of the anxiety that comes a long with "what will I do after high school."

I am very thankful for this student and her vision. She is now a student at UNC Charlotte, yet has offered to come back this year to present her sessions once again.

Robeson Early College: Public Schools of Robeson County

This year at PSRC Early College we were able to successfully add 30 more additional freshman than we ever have had before! We are excited about the growth of our school!

Rockingham Early College: Rockingham County Schools

Rockingham Early College High School was excited to learn that we were able to maintain our A rating and exceeded growth during the 2022-23 school year. Our enrollment has been consistently increasing and we currently have our highest number of 332 students enrolled. Last year we also celebrated having our highest number of students receiving an associate degree – 43 out of 64 graduates received an associate degree. We continue to work with students to award them the degree or multiple certificates in CTE courses.

One recent graduate is a great representation of our program and the opportunities offered to our students. He graduated Summa Cum Laude, achieved the Platinum Level on his Work Keys assessment, was recognized as the NC Community College nominee for Academic Excellence Award & RCC Outstanding Associate of Science Student, and received his certification in welding.

In addition to student success, we are proud to maintain our positive relationship with our institute of higher learning, Rockingham Community College, as well as our community leaders, business partners and parents.

SandHoke Early College: Hoke County Schools

SandHoke Early College is proud of its continued success in serving Hoke County Schools' students. We have seen the fruits of our labor in the success our students have achieved. Our students have succeeded in becoming lawyers, pharmacists, physician assistants, nurses, teachers, engineers, and marketing specialists, as well as serving in the Military. Their career fields are diverse as our students. We have stayed the course in seeking to serve our first generation and at-risk students. We recruit diverse ability academic skill levels and thrive on growing our students to becoming confident young men and women. Our student population represents our community demographics. SandHoke Early College is a beacon for many families in our community and we, the staff, are so very proud to be a part of our students' academic journey.

Wake Young Men's Leadership Academy: Wake County Public Schools

Through the partnership with Saint Augustine's University, Wake Young Men's Leadership Academy focuses on providing students with access to transferable college courses and the support to be successful. Our students, many of whom are first-generation college goers, gain greater access to post-secondary options through our program. One recent graduate benefited greatly, as it changed and shaped his academic trajectory. Upon entering the early college program, he quickly began to set himself apart from his peers. His eager participation in clubs and volunteerism showcased his ability to "model the way" and exhibit a servant leadership skillset.

During the end of his junior year, this student shared that he was working a full time job. He shared that as a student who would be considered a "Dreamer," he felt it best to attend a local community college that was more cost efficient. Then as he began to complete college applications, he became more open minded about the infinite possibilities and even attending the four year university of his choice, the University of North Carolina at Chapel Hill. The student would later find out that he was accepted to UNC Chapel Hill. While ecstatic, he wondered how he and his family could afford for him to attend. During this time, he had to first complete his Residency Determination Survey, along with a profile that would allow him to gain access to UNC Chapel Hill's institutional scholarship and aid awards. With the help of school personnel,

he completed this task.

Prior to graduation, the student received communication that he had been awarded the Carolina Covenant scholarship, allowing him to attend UNC Chapel Hill without the stress of a financial burden. Currently, the student is participating in his first semester at the university.

Pathways Success Stories

Cape Fear Community College, Career and Technical Education Pathway,

A student with an interest in healthcare from Pender County High School took a chance in Cape Fear Community College's Nurse Aide Career and College Promise pathway. The student reported the "instructor was amazing! I did well in the class because I learned so much." After a few months of hard work, the student was awarded the Certified Nurse Aide (CNA) certification before high school graduation.

Recognizing her potential and talents, the student's high school health science teacher recommended that she participate in the Skills USA North Carolina Championship. A national partnership for students, teachers, and industry, SkillsUSA supports the development of a skilled workforce by providing students with experience to show off their technical skills. The student competed in four challenging categories, infant CPR, personal protective equipment (PPE), radio pulses, and proper dressing of a patient with an IV. Securing first place among her peers, the student attributes her success to the stellar opportunities that Cape Fear Community College provides high school students through the Career and College Promise program. Boasting about her well-earned achievement, the student stated, "if you want to help people, and have an interest in healthcare, I recommend taking the nurse aide pathway at CFCC. It's a great way to get an inside look at the healthcare industry and discover if it's the right career choice for you." No doubt a well-earned achievement that has landed an offer of employment from Novant Health's neurology department.

Fayetteville Technical Community College, Career and Technical Education Pathway

Attending E.E. Smith High School in Fayetteville, NC, this first-generation college student found strength in numbers. With a future aspiration to attend Howard University in Washington, D.C., this student enrolled in the Health and Fitness Science pathway at Fayetteville Technical

Community College. With a full-time job to help support her family, the student was hesitant to enroll in 8 credit hours during the summer.

Once the semester term began, she contacted her advisor, acknowledging a bit of anxiety over the course workload for Anatomy and Physiology I and II. The advisors at Fayetteville Technical Community College worked with the student to create a peer study group. Each week, students enrolled in her course met in the college library to complete assignments, share notes, and support one another.

Not only did she learn how to persevere through hardship, but she has also made connections and built a community of learners. She is currently earning an A in that course as well as all of her other courses maintaining a 4.0 college grade point average. The student is thriving, thanks to the opportunities Career and College Promise offer.

Guilford Technical Community College, College Transfer Pathway

"I love dirt, I love rocks. Anything like that has always been fascinating to me. When I was younger, other girls would pick flowers and turn cartwheels. I was busy digging for sparkly rocks". In the spring 2023, this student graduated from Guilford Technical Community College, completing an Associate Degree in Science. At the same time, she also graduated from The College Preparatory and Leadership Academy in Jamestown, N.C., a local charter school known as "The Point". Attending her freshman and sophomore years, she began taking classes at Guilford Tech through the Career and College Promise program. "It was definitely a change, but it has matured me a bunch. "There were things like getting a parking permit that I had never done before, things like walking to different buildings for classes. It is different, but it's teaching me what I need to be prepared for when I go away to school."

Now, having been accepted into her top university choice schools, the student plans to finish her undergraduate work at either North Carolina A&T University or UNC Charlotte. With an interest in either civil or environmental engineering, the Career and College Promise program paved the way for a successful career in geological engineering. The students said she will be forever indebted to Guilford Tech for the head start on the next chapter of her college career.

James Sprunt Community College, College Transfer Pathway

Upon graduating from James Kenan High School in Warsaw, NC; this student has been reported as a local celebrity. After first learning about James Sprunt Community College while attending middle school, the student knew he wanted to pursue and complete an associate

degree. "From that time forward, I made sure that everything lined up so I could start taking dual enrollment classes my junior year and eventually receive my associate degree before I even graduated high school," stated by the student. James Kenan High School principal was quoted, saying "this student is among the most intelligent, hard-working, and accomplished students I've ever enjoyed serving. I'm deeply impressed with the character quality and maturity level he has exemplified at James Kenan High School. He is the most deserving of the highest accolades and recognition a high school student could achieve. We are all very proud of him and how he represents our school".

The student is a recipient of the Gates Scholarship, which will follow his future aspirations to study Computer Science. In addition to his stellar academic performance, athletic achievements and community services have afforded him an opportunity to attend Harvard University in the upcoming fall term. "I am extremely grateful for all the doors opened through the College. I would 100% recommend JSCC, especially to high school students considering doing Career and College Promise. It gives you the upper hand when it's time to graduate and saves you thousands of dollars."

Piedmont Community College, College Transfer Pathway

The Class of 2023 at Bartlett Yancey Senior High School, in Yanceyville, and Person High School in Roxboro, held its graduation ceremony in June of this year. Under sunny skies, bleachers were packed with happy family members celebrating the successful completion of 46 Piedmont Community College graduates!

In 2020, the high school partnered with Piedmont Community College to develop a "fast-track" option for interested students who wanted to complete a high school diploma, while simultaneously enrolling in an associate degree or curriculum certificate program. Locally known as the "Associates Pathway", this successful partnership between PCC and Caswell County Schools, under the Career and College Promise program, continues to serve students well.

After all the high school diplomas had been presented, Dr. Pamela G. Senegal, from Piedmont Community College shared, "this head start will save thousands of dollars for families. Thank you for letting us be your hometown college."

Randolph Community College, College Transfer Pathway

To a first-generation college degree-seeking student, Career and College Promise was the answer to a lot of questions about what the future had in store. This bright and eager student enrolled in Career and College Promise as a high school junior, taking on college courses in addition to high school graduation requirements. By the end of her senior year, she graduated as the high school valedictorian, while simultaneously completing the Associate of Arts degree at Randolph Community College.

Fast forward only a few years, this student continues to celebrate, now a graduate of North Carolina State University, with a Bachelor of Arts in Communications, and debt-free. Career and College Promise provides qualified students enrollment opportunities, tuition-free. Saving students time and money.

This student now works at Randolph Community College, starting a career in education as a Career and College Promise Advisor and Support Specialist. The student reported that “my mission is to one day give back to other new college students, especially those who were first-generation, like me”. Career and College Promise is an opportunity that affords many students access to education. “Each success story from a student is different, but all are just as impactful. I am one of many former students whose life has been greatly impacted by Career and College Promise”.

Robeson Community College, College Transfer Pathway

At the age of 17, this motivated and ambitious young scholar is well on her way to becoming a licensed teacher for the State of North Carolina. Graduating as valedictorian from Fairmont High School in Fairmont, NC; this student has satisfied all the academic requirements to also graduate from Robeson Community College with an Associate of Arts. Starting her journey in the Career and College Promise program, as a 10th-grade student in 2020, the student stated the program has "helped me prepare for college, and now I feel more at ease compared to someone just now getting into college". This coming fall, the student will be attending the University of North Carolina at Pembroke and will begin taking courses specific to her intended major, including language arts and special education. "I'm really looking at teaching kindergarten or first grade, and if not those two age groups, then I'm looking at fifth-grade math," the student stated, showing she already has a game plan in place for when she graduates from UNCP. "Going through the Career and College Promise program, being able to graduate, and now being able to start college right at my major instead of having to worry about general

education classes, and then also thinking about how much money Robeson Community College has allowed me to save, I just want to say that I am forever grateful.”

APPENDIX A: CAREER AND COLLEGE PROMISE INSTITUTE OF EDUCATION SCIENCES (IES) GRANT STUDY

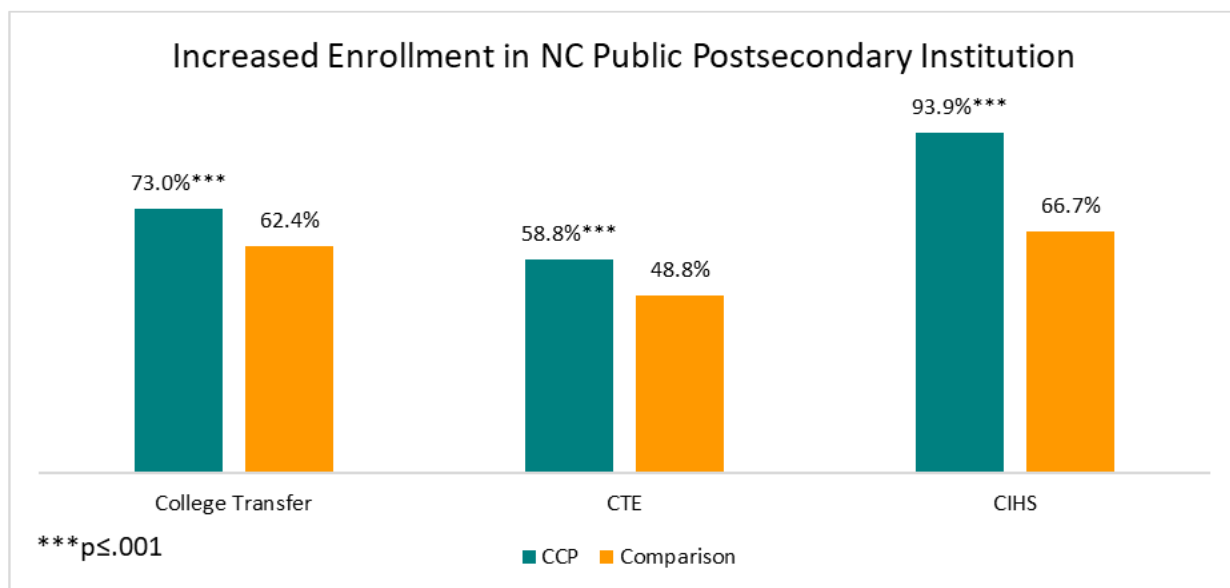
Findings from The Evaluation of Career and College Promise

A research partnership funded by the Institute of Education Sciences and includes NCDPI, NCCCS, UNCG and RAND Corporation

Key learnings from 2022: In addition to updating the impact analyses, a primary focus of the research partnership last year was understanding what might cause different levels of participation in CCP and identifying strategies that might help expand access and success. Key takeaways from the past year indicate the following primary themes, which are explored in more depth below:

- CCP participation has positive benefits for students.
- Participation in CCP varies by pathway and by groups.
- There are strategies that can be used to expand access to CCP.

CCP participation has positive benefits for students. Research presented in the 2022 report indicated that CCP students were more likely to graduate from high school; they earned many more college credits while they were in high school; and they were more likely to enroll in a North Carolina public postsecondary institution when compared to similar students not taking CCP. The figure below shows a continued positive impact when we added another cohort of students to the sample.



Findings also showed that economically disadvantaged students were one of the groups that benefited the most from CCP.

Participation in CCP varies by pathway and by groups. Although there are substantial benefits to CCP participation, the study's research has also shown that certain populations of students are less likely to participate in CCP. The College Transfer pathway has the largest disparities, with male students much less likely to participate as well as Black, Hispanic and economically disadvantaged students less likely to participate. The CTE Pathway is much more equitable although Black students are still less likely to participate. The CIHS pathway has mostly equitable participation by race/ethnicity but male students are less likely to participate.

Students in urban/suburban areas are about half as likely to participate in CCP as students in rural areas or small towns. Additionally, the CCP participation rates decline as the percentage of minority students in a school increases.

There are strategies that can be used to expand access to and success in CCP. Research done under this project and under the [Dual Enrollment Opportunity Study](#) explored strategies that can be used to expand access to CCP.

- The quality of the secondary-postsecondary partnership is critical to a strong dual enrollment program. The partnership should be supported through formal Memoranda of Understanding (MOU) that delineate responsibilities.
- Recruitment and outreach are necessary to ensure that students are aware of their opportunities. Intentional outreach focused on underrepresented groups can help expand access and make it more equitable.
- Policies should be in place to help address barriers to participation including calendar and schedule mismatches, transportation barriers, and the costs of textbooks and fees.
- Sufficient advising and counseling personnel need to be in place. Dual enrollment is not something that can just be added to counselors' already full plates.
- Students' success can be enhanced when secondary and postsecondary partners share data and provide support to students taking dual enrollment courses.

The team has disseminated infographics for each CCP Pathway that include key findings around participation and outcomes through the 2018-19 study cohort. These infographics are available on the NCDPI [CCP Data and Research](#) website.

For questions, please contact CIHS@dpi.nc.gov or sneha.shahcoltrane@dpi.nc.gov.