

Annual Report to the North Carolina General Assembly



Division of Waste Management
Division of Environmental Assistance & Customer Service

April 15, 2024

N.C. Department of Environmental Quality
Division of Waste Management
Division of Environmental Assistance & Customer Service
<https://deq.nc.gov/>

Roy Cooper, Governor

Elizabeth Biser, Secretary

N.C. Department of Environmental Quality

Michael E. Scott, Director

Division of Waste Management

Jamie Ragan, Director

Division of Environmental Assistance & Customer Service

DEQ

1646 Mail Service Center

Raleigh, NC 27699-1646

(919) 707-8200

Executive Summary:

In accordance with General Statute 130A-309.06(c), the Department of Environmental Quality's Divisions of Waste Management and Division of Environment Assistance and Customer Service shall provide a report on the status of solid waste management efforts in the State. Session law 2017-10 (**SECTION 4.14 (a)**) added additional programs to the report.

This report is to include:

- An analysis of solid waste generation and disposal.
- Total amounts of waste recycled and disposed during the previous calendar year.
- An evaluation of the development and implementation of local solid waste management programs and county and municipal recycling programs.
- A look at the successes of each county in meeting municipal solid waste reduction goals
- Recommendations concerning existing and potential programs for solid waste reduction and recycling that would be appropriate for units of local government and State agencies.
- Evaluation of the recycling industry, the markets for recycled materials, the recycling of polystyrene, and the success of State, local, and private industry efforts to enhance the markets for these materials.
- Recommendations to the Governor and the Environmental Review Commission to improve the management and recycling of solid waste in the State.
- A description of the review and revision of bid procedures and the purchase and use of reusable, refillable, repairable, more durable, and less toxic supplies and products by both the Department of Administration and the Department of Transportation.
- Review of North Carolina Scrap Tire Disposal Act implementation.
- A description of the management of white goods in the State.
- A summary of the report by the Department of Transportation on the amounts and types of recycled materials that were specified or used in contracts that were entered into by the Department of Transportation during the previous fiscal year.
- A description of the activities related to the management of abandoned manufactured homes in the State.
- A report on the recycling of discarded computer equipment and televisions.
- An evaluation of the Brownfields Property Reuse Act.
- A report on the Inactive Hazardous Waste Response Act.
- A report on the Dry-Cleaning Solvent Cleanup Act.
- A report on the implementation and cost of the hazardous waste management program.

These requirements are fulfilled in the following report.

Table of Contents

Chapter I: Brownfields	11
A. Executive Summary.....	11
B. Program Output	11
C. Program Background.....	11
D. Program Status.....	12
E. Program Inventory	12
1. Recorded Brownfields Agreements.....	13
2. Active Eligible Projects	13
F. Improving Effectiveness	13
1. Leveraging Resources into Private Sector Investment.....	13
2. New Data Management System Nearing Completion.....	13
G. Outreach to Local Governments.....	13
H. Meeting Technical Challenges in Vapor Intrusion.....	14
I. Evolution of Future Work	14
J. Fund Status	15
K. Further Information	15
Chapter II: Dry-Cleaning Solvent Cleanup Act	16
A. Executive Summary.....	16
B. Program Activity	16
1. Assessing Health Risk at Sites and Conducting Site Cleanups.....	16
2. Sites in the Program.....	17
3. Site Prioritization System	19
4. Vapor Intrusion.....	19
5. Investigation of Potential New Sites	19
6. Identified Contamination Sites	20
7. DSCA Contracts	20
8. Customer Service Initiatives.....	20
C. Facility Compliance.....	21
1. Educational Assistance Visits.....	21
2. Inspections and Enforcement	21
3. Additional Compliance Outreach	22
D. Program Financial Status and Projections.....	23
1. Fund Receipts and Disbursements.....	23
2. Estimated Future Assessment and Remediation Expenditures	23
E. DSCA Administrative Costs	25
F. Actions to Ensure Fund Solvency	26
G. Program Challenges.....	27
Chapter III: Hazardous Waste Program	28
A. Executive Summary.....	28
B. Hazardous Waste Management Program.....	28
1. Hazardous Waste Generation, Management, and Remediation	28
2. Compliance and Enforcement	31

3. Information Management	31
4. Hazardous Waste Program Development.....	31
5. Hazardous Waste Reduction Initiatives.....	31
6. Cost of Hazardous Waste Management Program.....	32
C. Resident Inspector Program.....	32
1. Executive Summary.....	32
2. Program Description.....	32
3. Program Funding	33
4. Program Results.....	33
D. Mercury Switch Removal Program.....	34
1. Executive Summary.....	34
2. Program Description.....	34
3. Program Funding.....	35
4. Program Results.....	35
Chapter IV: Inactive Hazardous Sites.....	37
A. Executive Summary.....	37
B. The Inactive Hazardous Sites Inventory and the Inactive Hazardous Waste Sites Priority List.....	38
C. Sites Using the Inactive Hazardous Sites Cleanup Fund.....	40
D. Pre-Regulatory Landfills	42
E. Federal National Priorities List Sites Requiring a State Cost Share	45
1. Establishment of a Federal and State Superfund Program	45
2. State Superfund Cost Share Fund (SSCSF).....	45
F. Responsible Party Voluntary Site Remedial Action	50
G. Imminent Hazard Sites	57
H. Summary of the Inactive Hazardous Sites Cleanup Fund (Funds 6372 and 6379) and the National Priorities List Cost Share Fund (Fund 6375) for FY 2022-23	60
1. Inactive Hazardous Sites Cleanup Fund (6372) FY 2022-23.....	60
2. Revenue Dedicated to the Pre-Regulatory Landfills (Fund 6379) FY 2022-23.....	60
3. National Priorities List Cost-Share Fund (Fund 6375) FY 2022-23	62
Chapter V: Solid Waste and Materials Management	63
A. Executive Summary.....	63
1. Key Findings FY 2022-23	63
2. Departmental Considerations and Recommendations.....	64
B. Solid Waste Management.....	64
1. Municipal Solid Waste (MSW) and Construction and Demolition (C&D) Landfill Disposal	64
2. Coal Combustion Residual (CCR) and Product (CCP) Generation, Disposal, and Reuse.....	65
3. Solid Waste Tax	66
4. Per Capita Disposal Rate	67
5. Municipal Solid Waste Landfill Capacity	68
6. Industrial Landfill Disposal.....	68
7. Composting and Mulching	69
8. Land Application	69
9. Medical Waste	70
10. Household Hazardous Waste.....	71
11. Facility Inspections.....	72
12. Non-Facility Inspections and Evaluations.....	72
13. Facility Operator Training and Public Outreach	74

C. Local Government Waste Reduction Activities and Recycling Markets	74
1. Source Reduction and Reuse Programs.....	75
2. Local Government Recovery.....	75
3. Recovery of Particular Materials.....	76
4. Recovery of Traditional Materials.....	77
5. Recovery of Construction and Demolition Materials.....	78
6. Plastic Recycling in North Carolina	79
7. Collection of Commingled Recyclables.....	80
8. Public Electronics Recycling.....	82
9. Types of Public Recycling Efforts	83
10. Public Curbside Recycling Programs in North Carolina.....	84
11. Specialty Waste Management	85
12. Yard Waste Management	87
13. Recycling Markets and Prices	88
14. Recycling Market Developments in FY 2022-23.....	90
D. Scrap Tire Management Program.....	91
1. Scrap Tire Management	91
2. County Tire Disposal.....	92
3. Tire Disposal and Recycling	92
E. White Goods Management	95
1. White Goods Tax Collections and Distributions.....	95
F. Abandoned Manufactured Homes (AMH) Program.....	97
1. AMH Grants Awarded by Fiscal Year.....	98
2. AMH Program Statistics.....	98
3. Program Participant Highlights, FY 2022-23.....	99
4. Additional Information on the AMH Program.....	99
G. Electronics Management Program	99
1. Manufacturers' Responsibilities	100
2. Retailer's Responsibilities	100
3. State Agencies and Governmental Entities Responsibilities.....	100
4. Registration of Facilities Recovering or Recycling Electronics.....	100
5. Recycling Rates Within North Carolina.....	100
6. Compliance and Enforcement of Electronics Laws	102
7. Electronics Management Fund	102
8. Types of Equipment Recovered by Local Programs.....	102
H. Additional Documentation from the N.C. Department of Administration and Department of Transportation	104
Chapter VI: Utility-Scale Solar Management Program	106
A. Executive Summary.....	106
B. Program Background.....	106
C. Program Activity	106

Tables

Chapter I: Brownfields

Table I-1 Brownfields Property Reuse Act Implementation Account Balances	15
--	----

Chapter II: Dry-Cleaning Solvent Cleanup Act

Table II-1 DSCA Certified Site Status (through June 30, 2023)	17
Table II-2. Classifications of DSCA Certified Sites (June 30, 2023)	18
Table II-3. DSCA Site Cleanup Statistics	18
Table II-4. DSCA Fund through Fiscal Year 2022-23	23
Table II-5. Historic DSCA Fund Statistics	24

Chapter III: Hazardous Waste Program

Table III-1 Corrective Action at RCRA facilities	30
Table III-2 Hazardous Waste Legislative Report Financials July 1, 22-June 30, 23	32
Table III-3. Resident Inspector Program Commercial Hazardous Waste Facilities' Data FY 2022-23	33
Table III-4 Mercury Switch Removal Program Summary of Data 2022-2023	35

Chapter IV: Inactive Hazardous Waste

Table IV-1 Inactive Hazardous Sites Inventory List of New Sites During FY 2022-23	38
Table IV-2 Inactive Hazardous Sites Inventory List of Sites Assigned No Further Action Status During FY 2022-23	39
Table IV-3 Summary of Inactive Hazardous Sites Cleanup Fund Expenditures FY 2022-23.	41
Table IV-4 North Carolina National Priorities List Sites	
Table IV-5 Voluntary Party Remedial Actions Under Administrative Agreements During FY 2022-23	50
Table IV-6 . 66 Ongoing Division-Directed Responsible Party Assessments/Cleanups not Under Agreements During FY 2022-23	55
Table IV-7 Summary of Imminent Hazard Sites	57

Chapter V: Solid Waste Materials and Management

Table V-1 Coal Combustion By-Products and Impoundment Excavation	66
Table V-2 N.C. Dept. of Revenue Solid Waste Tax Distribution	67
Table V-3 North Carolina's Per Capita Disposal Rate	68
Table V-4 Permanent HHW Facility Collections FY 2022-2023	71
Table V-5 Local Source Reduction / Reuse Programs in FY 2022-23	75
Table V-6 Local Government Recovery (Tons) FY 2018-19 through FY 2022-23	76
Table V-7 Types of Local Government Electronics Recycling Programs in FY 2022-23	82
Table V-8 Local Government Specialty Waste Management FY 2022-23	86
Table V-9 Local Government Yard Waste Management FY 2021-22 and FY 2022-23	87
Table V-10 Calculation of MRF Blended Material Value, Summer 2023	89
Table V-11 Distributions of Scrap Tire Tax Revenue	91
Table V-12 Scrap Tire Management Account	92
Table V-13 Final Disposal/Recycling of Tires (tons)	92
Table V-14 Scrap Tire Cost Over-Run Grant October 2021-March 2022 Grants Awarded July 2022	93
Table V-15 Scrap Tire Cost Over-Run April 2022-September 2022 Grants Awarded January 2023 Applicant County	34
Table V-16 Illegal Tire Dump Clean-Up Costs	95
Table V-17 White Goods Tax Collections/Distributions	95
Table V-18 Counties Ineligible to Receive Tax Proceeds Distributions August, 2022-November 2022	96
Table V-19 Counties Ineligible to Receive Tax Proceeds Distributions February 2022-May 2023	97
Table V-20 AMH Grants Awarded by Year	98

Table V-21 AMH Units Deconstructed in FY 2022-23.....	98
Table V-22 Active AMH Grant Program Participants During FY 2022-23.....	99
Table V-23 Electronics Collection by Weight.....	101
Table V-24 Electronics Collected (Tons) by County and Municipal Collection Programs by Fiscal Year.....	101
Table V-25 Overall Recycling of Electronics.....	101
Table V-26 Electronics Management Fund	102
Table V-27 Electronics Management Distribution February 2023.....	103

List of Figures

Chapter II: Dry-Cleaning Solvent Cleanup Act

Figure II-1. Known dry-cleaning solvent-contaminated sites in North Carolina	18
Figure II-2. DSCA Fund Trends	25
Figure II-3 DSCA Administrative Expenses	26

Chapter IV: Inactive Hazardous Waste

Figure IV-1 Pre-Regulatory Landfill Program Funds.....	62
--	----

Chapter V: Solid Waste and Materials Management

Figure V-1 MSW and C&D 20-Year Disposal Forecast	65
Figure V-2 Feedstocks Composted / Mulched.....	69
Figure V-3 Gallons of Septage Pumped Per Year	70
Figure V-4 Tons of Medical Waste Processed by Fiscal Year	70
Figure V-5 Household Hazardous Waste in Tons by Fiscal Year	72
Figure V-6 Hurricane Incident GIS Tracking Tool	73
Figure V-7 Tax Certification Applications Received and Approved	74
Figure V-8 Estimated Value of Business Equipment Certified as Tax Exempt	74
Figure V-9 Characterization of Local Government Recovery.....	76
Figure V-10 20-Year Local Government Traditional Recyclable Material Recovery (Tons).....	78
Figure V-11 Public C&D Recycling (Tons) FY 2006-07 to FY 2022-23	79
Figure V-12 20-Year Plastics Recovery (Tons).....	80
Figure V-13 20 Year Reporting of Commingled vs. Separated Recycling Tonnage	81
Figure V-14 Constituents per Average Ton of Commingled Recyclables in NC FY 2022-23.....	82
Figure V-15 Public Electronics Recovery FY 2008-09 to FY 2022-23	83
Figure V-16 Local Government Curbside Recycling Programs & Households Served FY 02-03 – FY 22-23 ...	85
Figure V-17 Local Government Specialty Waste Tons Collected FY 2018-19 through FY 2022-23	86
Figure V-18 Local Government Diversion of Yard Waste from Disposal FY 1995-96 to FY 2022-23	88
Figure V-19 Quarterly MRF Blended Material Values, FY 2018-19 to FY 2022-23	89
Figure V-20 Market Prices Received for Fiber Materials by Major North Carolina Processors Since 2022.....	90
Figure V-21 20-Year Market Prices Received for Select Container Materials by Major North Carolina Processors Since 2023.....	90
Figure V-22 Final Disposal of Scrap Tires in NC	93

Appendices

Chapter I: Brownfields

A. Brownfields Agreements Finalized Between January 1, 2023 through December 31, 2023	107
---	-----

Chapter II: Dry-Cleaning Solvent Cleanup Act

B. Sites with Dry-Cleaning Solvent Contamination by County and City and Sites Certified into the DSCA Program by County and City	109
--	-----

Chapter IV: Inactive Hazardous Waste

C. Inactive Hazardous Waste Sites Priority List.....	119
D. Inactive Hazardous Sites Inventory - Site Status	
E. Inactive Hazardous Sites Inventory – Pre-Regulatory Landfills	

Chapter V: Solid Waste and Materials Management

F. Landfill Capacity Report FY 2022-2023	
G. Public and Private Construction and Demolition Disposal, FY 2022-2023	
H. County Population, Waste Disposal, Per Capita Rate and Percent Reduction FY 2022-2023	
I. NC Waste Disposal Report FY 2021-2022	
J. Municipal Solid Waste and construction and Demolition Waste – Exports and Imports FY 2022-2023	
K Industrial Waste Disposal FY 2022-2023	
L. Public and Private Municipal Solid Waste and Construction and Demolition Disposal FY 2022-2023	
M. Public and Private Municipal Solid Waste FY 2022-2023	
N. Public and Private Tipping Fees FY 2021-2022	
O. Transfer and Mixed Waste Processing Facilities FY 2022-2023	
P. Recycling and Solid Waste Management Report for Highway Construction, Maintenance Projects and Office Products.....	
Q. Department of Administration Environmentally Preferred Purchasing.....	

Chapter I: Brownfields

A. Executive Summary

This report to the General Assembly is required by the Brownfields Property Reuse Act of 1997 (G.S. 130A-310.40 et seq.) and describes the activities and status of the N.C. Department of Environmental Quality's (DEQ) Division of Waste Management Brownfields Redevelopment Section for the period of January 1, 2023, through December 31, 2023. The Brownfields Redevelopment Section (Section) is pleased to report continued success in the state's efforts to revitalize and safely reuse brownfields properties.

B. Program Output

The Section produced 55 finalized brownfields agreements during the reporting period, bringing the total number of finalized agreements and major amendments since its inception to 760. For the current reporting period, totals for the measures tracked by the Section are:

- Program applications received: 74
- Brownfields agreements finalized: 55
- Acres of Brownfields being revitalized to safe, productive reuse: 1,969
- Estimated committed capital investment for projects completed during 2023: \$3.08 billion

All of these economic development benefits are produced without any state-appropriated funds. The Section operates on fees from the prospective developers and cooperative agreement funding from the U.S. Environmental Protection Agency. Since the Program was authorized under statute in 1997, it has created thousands of jobs and facilitated nearly \$30 billion in private investment in the redevelopment of brownfields properties across North Carolina, without cost to state taxpayers. A summary of the brownfields agreements completed in 2023 is shown in Table A at the bottom of this report.

C. Program Background

Brownfields are abandoned, idle or underused properties where environmental contamination hinders redevelopment due to concerns about environmental liability. Redevelopment of brownfields properties has become increasingly popular as developers and local governments realize that these properties offer viable opportunities to bring economic growth, public health protection, jobs and quality-of-life benefits to cities and rural areas. The Brownfields Property Reuse Act of 1997 (BPRA) gives DEQ the authority to enter into brownfields agreements with prospective developers who did not cause or contribute to site contamination. The BPRA modifies the environmental liability barrier for prospective developers, motivating them to bring these properties and their hindrances to the DEQ's attention. Under this authorization, the Section works in partnership with the prospective developer to evaluate the potential environmental risks associated with site contamination, and then negotiates a brownfields agreement stipulating the steps necessary to make the site safe for a specific intended reuse or suite of uses. The result is a redevelopment project that fuels economic growth while protecting public health and the environment.

Redevelopment projects that are undertaken via the Section's brownfields agreement process, and the developers who advance these projects, enjoy several benefits. Developers work with the Section to define the actions they must complete to make the property safe for the intended reuse, and lenders are more willing to make loans on these projects because the cost to complete these actions is not an open-ended proposition. Additionally, if developers make and maintain the site safe for the intended reuse, they receive liability protection against future state enforcement for existing contamination. The same liability protection extends by statute to lenders, tenants, occupants, and future owners as long as these entities did not cause or contribute to site contamination. Finally, owners of property with a brownfields agreement have access to a special property tax exclusion whereby property tax is phased in over five years, resulting in a property tax savings of approximately 50 percent over those first five years. These tax savings can be used to offset the costs to complete the actions required by the Section that make the property safe for reuse.

The BPRA allows DWM to distinguish between prospective developers of brownfields properties and the polluters of those properties. Instead of mandating that the site be remediated to unrestricted use standards, the BPRA requires developers make the site safe for a specifically identified reuse. The Section evaluates site contamination and identifies the potential risks that residual contamination may pose to public health and the environment. DEQ then determines what

actions the prospective developer must take to ensure safe redevelopment. These actions can range from land-use restrictions to cleanup, or a mixture of both. In addition to holding prospective developers accountable to their agreements, DEQ reserves the right to enforce against those parties responsible for the original contamination. The overall result is a winning scenario for both the environment and economic development. Risk reductions and cleanups are achieved at sites that could have harmed the public or environment, and prospective developers capitalize on opportunities to redevelop abandoned properties that once had little hope for productive reuse. The public benefits are job creation, improved quality of life in the surrounding neighborhoods, local tax base expansion and contribution to the general fund. From program inception through the end of calendar 2023, an estimated \$30 billion in capital investment will have been committed to redevelop these abandoned, idled, or underused brownfields properties that afflict both urban and rural landscapes.

The Section also supports smart growth and sustainability and motivates the real estate market to recycle these sites back into to safe, productive reuse, while preserving or reducing the use of pristine or undeveloped “greenfields” properties. Every project that reuses property – whether it is in an urban center or a rural area – preserves green space, reduces suburban sprawl, and supports sustainable urban development. The 760 properties that have received completed agreements (or major amendments to previous agreements that facilitate even higher uses in some cases) represent nearly 14,000 acres of recycled land and, wherever possible, buildings that have historic or aesthetic value. This is acreage that is being recycled into reuse, sparing more pristine lands from development and risk for future contamination.

D. Program Status

Project managers hired to fill attrition vacancies last year have gained traction in producing brownfields agreements this year. As a result, the Section increased production from 31 agreements in 2022 to 55 agreements in 2023. During calendar year 2023, the Section received 74 applications for projects seeking entry into the program. This reflects the continued strong demand for brownfields services as real estate developers continued to invest in North Carolina as the economy grows. The elevated interest rates experienced by developers during 2023 are the likely reason for somewhat lower number of applications than 2022 when there were 94 total applications. However, 74 applications remain an historically healthy number.

In 2022, the staffing shortage also caused a backlog of sites awaiting project managers to provide technical guidance to developers for conducting the necessary environmental assessments. The Section took steps to alleviate this by developing self-implementable guidance for brownfields assessments for prospective developers and assigning two experienced project managers to give initial assessment guidance to those sites in the backlog. This was successful in eliminating the backlog of sites awaiting guidance for assessment, thereby further increasing agreement production as a result. The Section is continuing to use this project initiation approach as it provides assessment guidance as quickly as possible for redevelopers on tight schedules.

The Brownfields Redevelopment Section was one of twenty states awarded this grant in January 2022, and was the only one funded for its full application amount. The grant total is for \$5.8 million over 5 years with the first year of award being for \$1.29 million in 2023. North Carolina’s grant application was for the development of site stewardship processes that include land use restriction monitoring through the Section’s Property Management Branch. With the Section having completed more than 750 agreements and amendments, the compliance stewardship tasks are ever-growing. This grant will not only help the Section provide the needed resources for this stewardship, but will also provide a potential model for the U.S. EPA to build upon. The existing positions within the Property Management Branch were converted over to this grant funding source to begin using these grant dollars. However there remain significant unspent grant funds for an additional 4 to 5 more site stewardship positions. These additional positions have not been created or hired as of yet due to the delays in passage of the state budget and its prohibitive effects on position creation through OSHR. With this resolved, these positions are in the process of being created in 2024.

E. Program Inventory

An interactive map of the Program’s cumulative inventory can be found online at the Section’s website, [ncbrownfields.org](https://www.deq.nc.gov/about/divisions/waste-management/science-data-and-reports/gis-maps/brownfields-projects-map-inventory-and-document-download), or more specifically at this link: <https://www.deq.nc.gov/about/divisions/waste-management/science-data-and-reports/gis-maps/brownfields-projects-map-inventory-and-document-download>. The inventory includes the

following categories of sites:

1. Recorded Brownfields Agreements

Recorded brownfields agreements are those projects whose brownfields agreements or major amendments to previous agreements have been completed, signed, and are recorded at their county register of deeds. Since its inception in October 1997, the Program has finalized 760 such brownfields agreements and amendments across the state; 55 of which were completed during calendar 2023. A list of those brownfields agreements finalized during calendar 2023 is provided in Appendix I-A.

2. Active Eligible Projects

Active eligible projects have been deemed eligible for a brownfields agreement under BPRA statutory criteria. Developers are working with the Division in some stage of data gathering, risk analysis, or agreement drafting/negotiation. As of December 31, 2023, there were 270 active-eligible projects. Projects at this stage receive guidance from DWM as the developers gather the additional data needed to ensure protection of public health and the environment. Once site assessment is complete, the Section analyzes the data, evaluates risks, determines what actions must be taken to adequately address the risks, drafts and negotiates the terms of the brownfields agreement with the prospective developer, and then approves initiation of the statutory 30-day public comment period.

F. Improving Effectiveness

1. Leveraging Resources into Private Sector Investment

Another measure the Section tracks is committed private investment facilitated by brownfields agreements. Developers provide the estimated investment figure in their application for entry into the Program. The total private investment facilitated by the Program from its inception is approximately \$30 billion, with \$3.08 billion of that being added by projects for which brownfields agreements were finalized in calendar year 2023. Generally, investments in the redevelopment of these properties would not have happened without the liability relief provided by a brownfields agreement.

Throughout its existence, the Program has provided a very high economic development value for North Carolina through a federal grant and not state appropriation. The high ratio to which the funds have been successfully leveraged into private development dollars for brownfields redevelopment is just one measure of the effectiveness of the BPRA. The economic activity and increased tax base generated by construction and subsequent use of these brownfields projects substantially exceeds the use of public funds.

2. New Data Management System Nearing Completion

The Section was designated the first DWM program to develop a data management system through DEQ's permit transformation process. The Section worked with the Department of Information Technology to map its processes and lay the foundation for developers to develop a comprehensive data management and tracking system, including both internal and public facing components.

Work on this data management system continued through 2023. Beta testing of various system components began in December 2023, with a planned online date for the whole system in May 2024. This system represents a significant technical stride in efficient data management, data transfer, electronic fee payment, and project tracking for the Section and for Section's customers.

G. Outreach to Local Governments

The Section continues to successfully utilize its U.S. EPA MARC Grant (awarded \$2 million over 5 years) to fund brownfields assessments in disadvantaged communities in the Appalachian region, the Lumber River Valley, and Northeastern Coastal Plan. The state has used these funds to conduct assessments at several sites in its partner communities. These assessments lay the foundation for their redevelopment via a brownfields agreement. These grant partners initially included Beaufort County, Belhaven, Mid-East Commission Council of Governments, North Wilkesboro, Rocky Mount, and the Town of Pembroke, the Mainspring Conservation Trust in Franklin' and the Eastern Cherokee Band of Indians. The Section has developed and expanded this group of local governments into "The Brownfields Community Network" (BCN) in support of brownfields assessments through the MARC Grant Funds or

other EPA Grant funds. We provide education and support to members which include the original partners above as well as new members that include the Towns of Fairmont, Leland, Canton, Waynesville, Maxton, Cities of Marion, Dunn, High Shoals, Havelock, Lenoir, and Counties of Haywood Hertford, Forsyth, Alexander, and numerous Councils of Government and Economic Development Groups. The BCN continues to gain interest and new members as we deploy grant funds and support local governments in applying for their own EPA brownfields grant.

The Section has not only utilized its MARC Grant for direct brownfields assessments for local governments, but it has also worked in support of many other local governments to educate, encourage and support their applications for their own EPA Brownfields Grants. These are nationally competitive grants provided directly to local governments by the U.S. EPA for activities related to brownfields properties, including environmental assessment, planning, and/or cleanup. The Section has provided interested local governments advice, contacts for technical grant writing assistance, and letters of support for grant applications to numerous applicants every grant cycle. Four local governments were awarded EPA brownfields grants in 2023 including Fairmont (\$500,000), Marion (\$500,000), Winston Salem/Forsythe County Schools (\$744,700), and Alamance County (\$1,000,000). The Section will continue to work with them in support of their brownfields efforts. This includes providing training that summarizes the economic development benefits of brownfields redevelopment as well as providing practical advice for the EPA grant application process.

H. Meeting Technical Challenges in Vapor Intrusion

Over the last decade, contaminant vapor intrusion has become a focal point for numerous cleanup programs at commercial/industrial sites of all kinds. Facilities are often over or near groundwater contamination that can act as a source of contaminant vapors that enter buildings, much like radon. However, contaminant vapor detection and mitigation is more complex than radon. Contaminant vapor intrusion is a dynamic technical issue with new knowledge continuously arising for assessment, mitigation, toxicology, and risk assessment. Because site reuse is inherent in brownfields redevelopment projects, it is imperative that the program be technically sound regarding vapor intrusion to protect the users of these properties.

Because there are now more than 750 completed brownfields agreements, the North Carolina has more varied experience with vapor intrusion than any other state in the South or mid-Atlantic region. The Section is meeting this challenge by ensuring stewardship of land use restrictions through its Property Management Branch, and that vapor intrusion mitigation systems are properly designed and installed through professional engineers. The Section is at the national forefront of technical issues surrounding the assessment and mitigation of contaminant vapor intrusion. In 2023 the Section's Vapor Mitigation Specialist has had the distinction of being named team leader for the Interstate Technology Regulatory Council (ITRC) efforts to revise their Vapor Intrusion Assessment and mitigation Guidance.

I. Evolution of Future Work

Because the Section has completed 760 agreements and amendments since 1998, the need for more post-agreement work continues to rise. This includes work on compliance assistance for all completed agreements as well as work that arises from new owners seeking land-use changes on existing agreements or new information regarding contaminants on properties that may affect public health.

When public health protections rely on land-use restrictions, a robust compliance monitoring and assistance program is an absolute must. With the substantial and sustained increase in numbers of existing brownfields agreements, the Section saw a growing need to rebalance some of its expenditures toward compliance monitoring and assistance. As such, the Section created the Property Management Unit in 2018 to address all post-agreement activities to manage the continued effectiveness of the land-use restrictions at brownfields properties without compromising production of new agreements. The Section soon realized that additional funding would be needed for this and made this site stewardship effort its centerpiece for the BIL Grant it applied for from the U.S. EPA. The grant application was successful, and the Section was awarded BIL grant funds for this public health stewardship effort in January 2023. Through these funds, the property management unit will expand to meet this challenge.

The emerging short-term risk of trichloroethene (TCE) and the subsequent Immediate Action Level guidance from the Secretaries' Science Advisory Board has affected the resource requirements on brownfields agreements and their monitoring. Because TCE is a common vapor intrusion contaminant with potential short-term impacts on human development as well as longer term impacts on human health, sites with TCE in groundwater or soil vapor are requiring

more assessment, more mitigation, and a higher level of effort from the Section and prospective developers than ever before to ensure risk mitigation. Through the BIL grant the Section has received, it will be able to purchase portable VOC monitoring equipment which is able to detect TCE at the necessary levels at or below the SAB Immediate Action level in real time. This will allow a significant technical advance in public health protection for sites with TCE vapor Intrusion issues.

J. Fund Status

The Section receives no state appropriation and exists through two funding sources: federal cooperative agreement funds and Section fee receipts. All of the brownfields fees charged by the Section are deposited into the Brownfields Property Reuse Act Implementation Account and used to fund the Section's operating costs as required under the statute.

For the state fiscal reporting year from July 1, 4 through June 30, 2023, the Brownfields Property Reuse Act Implementation Account had a beginning balance of \$2,884,878, fee receipts of \$1,995,000 and disbursements of \$1,694,444. This yields a state fiscal year 2023 ending fund balance of \$3,185,434. From July 1, 2023, through December 31, 2023 (first half of Fiscal 2024), there has been revenue of \$583,000 and disbursements of \$695,224. Therefore, as of December 31, 2023, the fund has a balance of \$3,073,210. Table I-1 below shows the fund status for the last 6 years.

Table 1. Brownfields Property Reuse Act Implementation Account Balances

Date	Fund Balance
June 30, 2018	\$2,528,388
June 30, 2019	\$2,674,401
June 30, 2020	\$2,433,134
June 30, 2021	\$2,320,586
June 30, 2022	\$2,884,878
June 30, 2023	\$3,185,434
Dec. 31, 2023	\$3,073,210

The statute authorizes fees equivalent to the cost to the state. The fund balance serves not only to generate brownfields agreements but also implementation and monitoring per the statute. For the long-term health of the fund, the Section is developing an appropriate fee increase that represents the cost to the state, as there has not been an increase since 2008. Regardless, the Section plans to continue to fully use its brownfields implementation account to increase its staff capacity as demand for brownfields agreements and their long-term stewardship continue to increase.

K. Further Information

For additional information on the Brownfields Program, please visit the Section's website at: www.ncbrownfields.org. The website contains a map of all completed and active sites in the program, which also serves as a portal to the electronic records for each site within the program. The Section also posts information about properties being redeveloped or other relevant programmatic news items via DEQ's Facebook and Twitter channels.

Chapter II: Dry-Cleaning Solvent Cleanup Act

A. Executive Summary

As required by the Dry-Cleaning Solvent Cleanup Act (DSCA) of 1997 and amendments (G.S. 143- 215.104A et seq.), this report provides an annual update on activities conducted in the DSCA program in fiscal year (FY) 2022-23. The DSCA of 1997 and its amendments created a fund for assessment and cleanup of dry-cleaning solvent environmental contamination at dry-cleaning and wholesale distribution facilities. It also authorized the program to develop and enforce rules relating to the prevention of dry- cleaning solvent releases at operating facilities.

Since the start of the DSCA Program began, 562 sites with known or suspected dry-cleaning solvent contamination have been reported to DEQ's Division of Waste Management (DWM). Of these, 512 have been certified into the DSCA Program. During FY 2022-23, the DSCA Program continued to make significant progress in all aspects of program implementation. Highlights of DSCA's accomplishments in remediating sites, protecting human health, and preventing future releases, include:

- Issuing No Further Action (NFA) notices for 4 remediated sites, with 10 additional sites identified as ready for NFA status;
- Installing subslab depressurization systems at one business and one residence to address vapor intrusion;
- Monitoring vapor mitigation systems and control measures at 22 residences and 38 businesses;
- Maintaining well water filtration systems for five residences;
- Issuing a total of 362 work authorizations to the program's independent contractors for work at certified sites;
- Conducting 355 compliance inspections at 329 active dry cleaners;
- Performing outreach visits to educate and assist new business owners/operators with environmental compliance; and
- Distributing 166 perchloroethylene compliance calendars to assist with dry cleaners with record-keeping requirements.
- Distributing 215 self-inspection packets to hydrocarbon dry cleaners.

The DSCA Fund continues to be solvent with an end-of-fiscal year fund balance of approximately \$14.5 million and encumbered funds totaling \$7.4 million. The program is using its resources efficiently, and expenditures are closely monitored to ensure adequate funding is maintained. Additional funds will be encumbered in FY 2023-24 as new contracts are implemented. The fund balance is accruing in anticipation of funds needed for new contracts.

Based on data regarding site cleanup costs in North Carolina and the nation, cleaning up the 512 sites that have been certified in DSCA will cost an estimated \$256 million. DEQ estimates there may be as many as 1,500 contaminated dry-cleaning sites in North Carolina. Projected costs to clean up 50 percent of those sites are expected to exceed \$375 million. To ensure that the program and funding remain viable to adequately address sites certified and new sites yet to be discovered, House Bill 399 was signed on Nov. 1, 2019, which extended the DSCA Program and funding for an additional 10 years.

B. Program Activity

The General Assembly enacted DSCA to 1) clean up contamination from dry-cleaning solvents at both retail dry cleaners and wholesale solvent distribution sites, and 2) protect human health and the environment by preventing future dry-cleaning solvent contamination. The department made significant progress during FY 2022-23 in implementing the cleanup and compliance components of DSCA.

1. Assessing Health Risk at Sites and Conducting Site Cleanups

During the past fiscal year, DWM directed significant energy toward the assessment and remediation of sites with contamination from dry-cleaning solvents. DWM continued to implement initiatives to ensure the protection of human health by assessing and mitigating vapor intrusion (indoor air pollution from solvent contamination in the soil or groundwater) and providing clean water supplies to affected residents. During FY 2022-23, DWM staff and the program's three independent contractors performed the following activities:

- screened sites for imminent hazards, such as threatened water supply wells and vapor intrusion into buildings;
- abated indoor vapor hazards from contaminated soils and groundwater;
- continued testing and maintenance of vapor mitigation systems installed at businesses and residences;
- investigated active and abandoned dry-cleaning sites with potential dry-cleaning solvent contamination;

- provided temporary clean water supplies;
- conducted comprehensive site assessments delineating the extent of contamination;
- remediated contaminated soil;
- remediated contaminated groundwater;
- performed operation and maintenance of remediation systems; and
- evaluated site risks and prepared sites for closure.

2. Sites in the Program

Seventeen new sites were certified into DSCA during FY 2022-23 as compared to 23 sites in FY 2021-22. Table II--1 provides current and cumulative statistics for sites certified into the DSCA Program. A site becomes certified when a petitioner enters into an assessment and remediation agreement with DWM. Figure 1 depicts the number of contaminated dry-cleaning sites participating in the DSCA Program. A list of certified sites, along with current site status, is provided in Appendix A. Table II--2 provides the distribution of certified sites by classification and operating facility size.

Following certification, the risk to human health, safety and the environment are assessed, with specific emphasis on risk posed by contaminated well water and vapor intrusion into buildings. During FY 2022-23, the DSCA Program issued 362 authorizations and/or change orders to the program's independent contractors for work at certified sites, 258 of those were for assessment of impacted groundwater and/or vapor intrusion risk and 58 were for groundwater monitoring. Another 46 work authorizations issued were for interim actions such as soil excavation or installation of indoor air filtration units to mitigate vapor intrusion, operation and maintenance of remedial systems or water filtration systems, risk assessments and closure activities. The total number of work authorizations increased from 234 in FY 2021-2022 to 362 in FY 2022-23. Rules that establish a risk-based approach to assessing and cleaning up certified sites in the DSCA Program became effective on Oct. 1, 2007. These rules and associated guidance allow program staff to determine the risk posed to human health and the environment at each site and, if necessary, to calculate the appropriate cleanup levels for soil and groundwater.

During FY 2022-23, DWM issued No Further Action (NFA) notices for 4 contaminated dry- cleaning sites in the program, bringing the total to 132 DSCA sites that have been given NFA status since the risk-based rules became effective in October 2007. DWM is recommending no further action at an additional 10 DSCA sites ("Sites Pending Closure" in Table II--1). The program anticipates issuing between 4 and 7 NFA notices in the coming fiscal year.

Preparing a site for No Further Action involves completing an assessment of the extent and magnitude of contamination, evaluating the risks posed by the contaminants, mitigating any unacceptable risks, remediating contamination as needed, ensuring stability of the groundwater contaminant plume, preparing a risk management plan, soliciting public input, and recording notices to ensure that site conditions remain protective. In accordance with DSCA statutes, the program provides the proposed risk management plan and associated notices to the appropriate local governments (counties and municipalities) and announces the availability of the plan to the public through local newspapers, direct mailings to property owners on or adjacent to the contamination site, and by posting a notice at the site.

Table II--1. DSCA Certified Site Status (through June 30, 2023)

Certification Status	FY 2022-23	Cumulative
Contaminated Sites	13	562
Certified	17	512
Determined Ineligible	-	4
Not Certified	-	46
Certified Sites Pending Closure	10	-
Certified Sites Closed	4	132

Figure II--1. Known dry-cleaning solvent contaminated sites in North Carolina

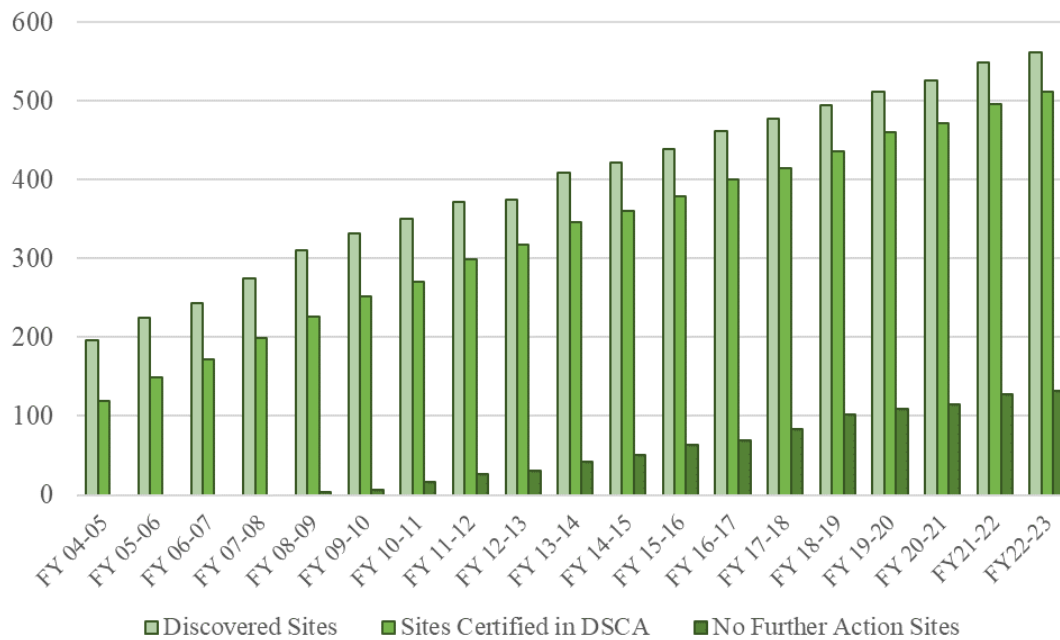


Table II--2. Classifications of DSCA Certified Sites (June 30, 2023)

Classifications	Number of Sites	Percentage
Abandoned	348	68 %
Wholesale Distribution	3	1 %
Operating	161	31 %
Small Size (1-4 employees)	90	56 %
Medium Size (5 - 9 employees)	41	25 %
Large Size (> 10 employees)	30	19 %

Table II--3 provides a summary of the actions undertaken to address direct threats to human health and the environment. During FY 2022-23, the DWM continued to supply clean water to five residences where municipal water is not available. In total, the division has provided municipal water to 65 residences and 13 businesses that have had their water supply wells impacted or threatened by dry-cleaning solvent contamination from 22 DSCA sites.

Table II--3. DSCA Site Cleanup Statistics

Accomplishments	FY 2022-23	Cumulative
Water Supply Provided		
Municipal Water Connection - residences	2	65
Municipal Water Connection - businesses	-	13
Temporary Water Supplied - residences	1	32
Temporary Water Supplied - businesses	1	7
Number of DSCA sites involved	-	22
Vapor Intrusion (VI) Mitigated		

VI Control System Installed - residences	1	22
VI Control System Installed - businesses	1	92
Number of DSCA sites involved	2	70
Active Remediation Implemented		
Number of DSCA Soil Remediations Implemented	1	110
Number of DSCA sites involved	1	98
Number of DSCA Groundwater Remediations Implemented	1	77
Number of DSCA sites involved	1	56

Addressing indoor air pollution from tetrachloroethylene (PERC) releases and breakdown contaminants continues to be a high priority since many DSCA sites have occupied structures on or adjacent to PERC contamination. During FY 2022-23, the program:

- Installed subslab depressurization systems at one business and one residence to address vapor intrusion; Since 2006, DWM has installed vapor control measures at 92 businesses and 22 residences because of dry-cleaning solvent contamination from 70 DSCA sites.

During FY 2022-23, the program monitored the effectiveness of groundwater remedies at 33 DSCA sites and maintained active groundwater remediation systems at three sites. During the life of the DSCA Program, DWM has implemented 110 soil cleanup actions at 98 DSCA sites and conducted 77 groundwater cleanup actions at 56 DSCA sites.

3. Site Prioritization System

The DSCA Program requires that site cleanup disbursements be made on higher priority sites first. Data from the program's vapor intrusion investigations indicate that this type of direct human exposure is a threat at several DSCA sites. To ensure that this health concern receives appropriate attention, the program has revised its prioritization method to include potential indoor air threats. Due to the growing number of DSCA sites and the complex nature of assessing and remediating PERC contamination, the DSCA Program continues to evaluate and implement cost- efficient measures to ensure the fund's solvency.

4. Vapor Intrusion

Among states with dry-cleaning programs, the North Carolina DSCA Program continues to work at the forefront in addressing vapor intrusion issues at dry-cleaning solvent-contaminated sites.

Due to the volatility of PERC – one of the most common dry-cleaning solvents – the potential for vapor intrusion exists at many dry-cleaning sites. The DSCA Program has shared its large library of North Carolina vapor intrusion data with the EPA to supplement data it uses to establish attenuation factors and screening levels. The EPA welcomed North Carolina's data from commercial structures in the southeastern United States.

An issue that continues to affect some contaminated dry-cleaning sites involves the presence of trichloroethylene (TCE) in indoor air. Not only is TCE a chemical produced by the breakdown of PERC in the environment, but TCE is also a spotting agent in the dry-cleaning industry as well as a common solvent in many industrial settings. At contaminated sites, health threats from volatile contaminants in indoor air are often associated with long-term (chronic) exposure to chemicals migrating from the subsurface into indoor air. Recent studies along with other toxicological information suggest that short-term (acute) exposure to TCE in indoor air may raise the risk for fetal heart malformation during the first trimester of pregnancy. Staff from the division's cleanup programs, including DSCA, worked with the department to develop protocols to promptly address acute exposure situations. When site data suggest that there is a potential for exposure to unacceptable levels of TCE in indoor air, staff provide immediate notification and educational resources to affected parties. The DSCA Program promptly mitigates risks to indoor air quality when dry-cleaning solvent contamination in the environment is causing unacceptable risks in indoor air. Since 2006, DWM has installed vapor control measures at 92 businesses and 22 residences because of dry-cleaning solvent contamination from 70 DSCA sites. DSCA is currently performing monitoring and maintenance of vapor mitigation systems and control measures at 22 residences and 38 businesses.

5. Investigation of Potential New Sites

In 2007, DSCA was amended to allow the program to spend up to 1 percent of the DSCA fund balance each year to

investigate active and abandoned dry-cleaning sites that the program believes may be contaminated. If dry-cleaning solvent contamination is found, the potentially responsible party is given the choice of entering the program as a petitioner or allowing the site to be addressed under the Inactive Hazardous Sites Branch. If they choose the latter, the responsible party may be required to reimburse DSCA for the investigation costs.

There has been an increase each year in the number of sites with potential dry-cleaning solvent contamination identified or referred for investigation. A number of these do not get investigated due to the spending limit for investigations. In July 2022, House Bill 103 was signed which included an amendment to DSCA, GS 143-215.104C (d) which increased the amount of the fund that can be used for investigation of contaminated sites to 3%.

Under this provision, the program conducted a limited investigation at one potential dry-cleaning contaminated site during FY 2022-23. Since 2007, DSCA has investigated 124 sites for potential dry-cleaning solvent contamination, with 90 of those sites becoming certified into the program.

The DSCA Program continues to partner with other agencies to identify new sites and coordinate assessment and cleanup efforts to ensure effective use of state resources. Data provided by DEQ's Underground Storage Tank Section, Brownfields Program, Inactive Hazardous Sites Branch, Public Water Supply Section, and municipal environmental programs reveal monitoring wells and supply wells with contaminants that may be from dry-cleaning operations. DSCA staff compare contaminated well locations to known locations of more than 2,000 active and abandoned dry-cleaning facility sites to help identify potential dry-cleaning contaminant sources. The program also shares data and coordinates assessment and cleanup activities with other DWM programs, such as the Brownfields Program and Underground Storage Tanks Section, to ensure that remedial strategies are protective and implemented effectively.

6. Identified Contamination Sites

A total of 562 sites known or suspected to be contaminated by dry-cleaning solvents have been reported to the department. The DSCA Program has certified 512 of these sites into the cleanup program, as noted in Table II-1. Appendix A lists, by county, the sites with known or suspected dry-cleaning solvent contamination reported to the department and sites certified in the program. During FY 2022-23, the DSCA Program certified 17 new sites into the program. The program's 3 percent investigation allowance was used to identify contamination at one of the sites certified during the fiscal year. As noted above, the program anticipates that additional dry-cleaning solvent contamination sites will be discovered using the investigative allowance in FY 2023-24.

7. DSCA Contracts

The program currently manages three contracts with state-lead environmental engineering firms, with a total end-of-fiscal year encumbrance of approximately \$7.4 million. The contracts establish terms and conditions under which qualified environmental engineering firms to assess and remediate contaminated dry-cleaning sites in the DSCA Program.

8. Customer Service Initiatives

During FY 2022-23, the program continued to promote the DEQ mission of excellent customer service by making public records more accessible, providing easy access to DSCA site locations, engaging communities affected by dry-cleaning solvent contamination, assisting property owners, lenders and interested parties with property transactions and sharing program updates with interested stakeholders on a regular basis. The program uses its website to provide a variety of information including, but not limited to maps, public records access, forms, rules and statutes, updates on sites of interest, stakeholder meeting information, and staff contact information.

a. Public Records

- i. Improving the accessibility to public records has been a high priority for all DWM programs. To date, all the DSCA Program's current and legacy records have been digitized, and the frequently requested document types have been uploaded to the Laserfiche document management system. Laserfiche is available through DEQ's and DWM's websites and allows users the ability to search and download public records.
- ii. In FY 2023-24, the DSCA Program will launch efforts to enter all site laboratory data and results into the online EQuIS environmental data management system.

b. Site Location Information

The availability of site location information is important to the public and many decision-makers, including property buyers and sellers, lenders, municipalities, and state and local environmental programs. The program continues to maintain location data on a web-based map viewer on the DWM website. In addition, the program has consistently supported and been involved in the development of DWM's well-permitting support system, which is an online site

locator tool based on the ARC-GIS Online platform.

c. Meetings and Presentations

The division continues to encourage stakeholder involvement in the DSCA Program. The existing stakeholder group is comprised of representatives from the dry-cleaning industry, environmental organizations, attorneys, environmental consultants, and the public. Program representatives hold semi-annual meetings to report on accomplishments and initiatives, solicit feedback on topics that affect the program and present remediation projects of interest to the attendees. Virtual stakeholder meetings were held in November 2022 and May 2023. In upcoming FY 2023-24, it is anticipated that stakeholder meetings will continue to be held virtually or will be a hybrid of in-person and virtual meetings. The virtual stakeholder meetings have increased participation since stakeholders, particularly dry cleaner owners/operators can participate from their hometowns and do not have leave their businesses to travel to Raleigh to attend.

The DSCA Program continues to participate as one of the original members of the State Coalition for the Remediation of Drycleaners (SCRD). The coalition was established in 1998, with support from the EPA's Office of Superfund Remediation and Technology Innovation. It is comprised of representatives from 13 states with established dry-cleaning remediation programs, and 12 additional states with representatives who are considering developing a dry-cleaning remediation program or are managing dry-cleaner remediation under other authorities. The coalition conducts regular conference calls throughout the year to provide a forum to share and discuss program information, remediation technologies, case studies, state initiatives, or state and federal hot topics.

d. Property Assistance

The DSCA Program provides continuous assistance to property owners, prospective buyers/developers, lenders and interested parties to facilitate transactions which provide for the reuse of contaminated property. Correspondence and phone calls are frequently provided to explain the DSCA Program or the status of a site already in the program which allows a comfort level to interested parties to move forward with property transactions.

C. Facility Compliance

The Environmental Management Commission has been authorized under the Dry-Cleaning Solvent Cleanup Act to develop rules that operating dry-cleaning facilities must follow to prevent environmental contamination by dry-cleaning solvents. During FY 2022-23, the DSCA Program had three inspectors performing outreach visits, inspections and enforcement at dry-cleaning facilities and wholesale distribution facilities statewide.

In addition to the program's Minimum Management Practices (MMP) regulations, enforcement authority is delegated to the DWM for violations of applicable air quality rules. The division's, Hazardous Waste Section has granted authority to the DSCA Compliance Program to inspect dry cleaners for compliance with the Resource Conservation and Recovery Act (RCRA) Hazardous Waste regulations. This allows one program in DEQ to ensure compliance with all environmental regulatory requirements and gives dry-cleaners and the public a single DEQ point-of-contact for compliance questions or concerns.

1. Educational Assistance Visits

During FY 2022-23, DWM inspectors did not conduct any educational assistance visits at active dry-cleaning facilities. Typically, outreach visits in the program currently are conducted when a new owner/operator takes over a facility or a new facility opens. The dry-cleaning industry is declining or stable and there are not new facilities opening on a regular basis. However, during routine inspections, DWM inspectors educate facility owners and operators on a variety of topics including record keeping, waste storage, filter changes, etc. To date, DSCA inspectors performed 86 educational outreach visits at active dry-cleaners – many of which had not previously been inspected by a DEQ program. These outreach visits were mainly conducted when the compliance program was implemented and in the immediate years afterward (2012-2015) to familiarize the facilities with new regulations. This outreach educates owners and operators regarding the MMPs, hazardous waste and air quality regulations.

2. Inspections and Enforcement

The DSCA Program conducts unannounced, full compliance inspections at regulated dry-cleaning facilities and wholesale

distribution facilities to ensure that dry-cleaning facilities are compliant with all applicable regulations. In setting inspection priorities, the program considers multiple factors including facility- specific compliance history, business owner/operator changes, emerging solvents or equipment, and regulatory changes at the federal, state, or municipal level.

At the beginning of FY 2022-23, there were 376 dry-cleaning facilities subject to inspection by the DSCA Program. At the close of FY 2022-2023, there were 358 dry-cleaning facilities subject to inspection by the DSCA Program. The number of dry-cleaning facilities operating continues to decline and many of the cleaners are switching to solvents that are not subject to inspection by the DSCA Program.

The goal of the compliance program is to inspect facilities at a minimum of once every 2 years. In May 2022, a self-inspection checklist and process was developed for dry-cleaning facilities using hydrocarbon solvents. These facilities pose less of a threat to the environment than facilities using perchloroethylene solvent and compliance can be managed in a more efficient manner allowing inspectors to concentrate on perchloroethylene cleaners. Following implementation of this self-inspection process for hydrocarbon dry-cleaning facilities, the goal will be to inspect all perchloroethylene dry-cleaning facilities at a minimum once a year.

During FY 2022-23, the DSCA Program staff conducted 355 inspections at 329 facilities. Some facilities require repeat visits accounting for the difference of 26 inspections/facilities. This inspection rate represents a 38% increase in the number of inspections compared to FY 2021-2022. Common violations identified were the failure to install spill containment under dry-cleaning machines and waste solvent storage areas, failure to seal waste solvent containers, failure to inspect dry-cleaning equipment, and failure to record and maintain National Emission Standards for Hazardous Air Pollutants recordkeeping logs.

To be eligible to participate in the DSCA Program, all operating dry-cleaning facilities and wholesale distribution facilities must be compliant with the DSCA MMPs. During FY 2022-23, DSCA staff inspected 5 active facilities seeking entry into the cleanup program and 27 certified active facilities to ensure that cleanup funds are being used at facilities where owners and operators are diligent about preventing future dry-cleaning solvent releases.

3. Additional Compliance Outreach

The DSCA Compliance Unit continues to evaluate and implement enhancements to improve compliance rates among the regulated community.

Since 2007, the DSCA Program has produced a PERC compliance calendar that provides all applicable rules, recordkeeping, guidance, and reference information in one document for the convenience of facility owners and operators. The calendar has received positive reviews from North Carolina dry-cleaners and industry officials in other states, where it has been praised for its comprehensive scope and functionality. In FY 2022-23, the program mailed or hand-delivered approximately 166 PERC calendars to dry-cleaning facilities statewide for the 2022 calendar year. The calendars include instructions in Spanish and Korean.

Since the 2016 calendar year, the program had also produced a petroleum solvent compliance calendar for cleaners who operate dry-cleaning machines that use regulated petroleum solvent. Through collaboration with stakeholders and DEQ small business assistance personnel, it was determined that a self-inspection checklist required to be submitted annually by dry-cleaning facilities using regulated petroleum solvent could be an efficient way to manage compliance at these facilities that pose less of a threat to the environment regarding contamination. The self-inspection checklist will be used by the compliance inspectors to prioritize inspections at these facilities. Submission of the checklist does not exclude any facility from inspection by the DSCA Program and it is still the goal of the program to inspect these facilities at a minimum once every two years. In FY 2022-23, the program mailed or hand-delivered approximately 215 self-inspection checklist packets to dry-cleaning facilities statewide to be returned January 2024. The packets also included informational materials, such as an emergency information form, facility change status form, regional inspector map, etc., to assist dry-cleaning facilities with compliance. The packets are also available in Spanish and Korean.

The DSCA Program has access to a hazardous waste inspector who speaks Korean fluently and translates outreach materials and regulations to better serve North Carolina's regulated community. Reducing language and cultural barriers help improve communication and compliance among Korean-speaking dry-cleaning owners and operators. The Korean-speaking members of the dry-cleaning community have responded very positively to DSCA's efforts to improve communication. The program continues to evaluate ways to better enable compliance among all North Carolina dry-cleaners and wholesale distribution facilities.

D. Program Financial Status and Projections

1. Fund Receipts and Disbursements

The primary funding sources for the dry-cleaning solvent cleanup fund are a tax on dry-cleaning solvents, the state portion of the current sales tax on dry-cleaning, and co-payments from petitioners participating in the cleanup program. Disbursements consist primarily of payments to the program's independent contractors for site assessment and remediation and program administration costs. DSCA Fund receipts and disbursements for the FY 2022-23 and for the life of the DSCA Program are shown in Table II--4.

Table II--4. DSCA Fund through Fiscal Year 2022-23

Receipts	FY 2022-23		Duration of Program	
Solvent Tax Revenue	\$	97,997.61	\$	12,580,989.50
Sales Tax Revenue	\$	8,263,219.84	\$	162,031,570.12
Petitioner Payments	\$	104,739.87	\$	2,265,543.73
Miscellaneous	\$	0	\$	195,051.93
Rebate	\$	0	\$	28,870.11
Interest	\$	0	\$	7,522,262.17
TOTAL	\$	8,465,957.32	\$	184,624,287.56
Disbursements				
Dept. of Revenue ¹	\$	0	\$	57,272.02
Petitioner Reimbursements	\$	0	\$	1,963,993.23
Contracts	\$	6,016,455.04	\$	132,107,502.01
Well Permit Fees	\$	64,940.00	\$	796,530.00
Hazardous Waste Fees	\$	84,350.00	\$	1,971,178.41
Transfer to Inactive Hazardous Sites	\$	0	\$	400,000.00
Transfer to Green Square Project	\$	0	\$	1,291,035.00
Transfer – Budget Shortfall	\$	0	\$	6,475,812.93
DEQ Administration	\$	1,491,315.00	\$	25,030,355.05
TOTAL	\$	7,657,060.04	\$	170,093,678.65
Fund Balance			\$	14,530,608.91
Funds Encumbered in Contracts			\$	7,359,145.72

¹ Represents the actual amount charged by the N.C. Department of Revenue for its expenses. The Department of Revenue is authorized by DSCA to charge no more than \$125,000 per year.

2. Estimated Future Assessment and Remediation Expenditures

During FY 2022-23, fund expenditures directly related to the implementation of DSCA was like the previous fiscal year (see DSCA-Related Disbursements in Table II--5 and Figure 2). The DSCA Program closely monitors expenditures to ensure adequate funding is maintained to assess all sites, perform mitigation and remediation activities when needed, and move sites toward closure. Site work expenditures have reduced the fund balance from its peak of \$37.6 million in 2008 to a low of \$5.6 million in 2016. DSCA Fund receipts for the past thirteen years have been relatively stable, ranging between approximately \$8 million and \$9 million per year. The total FY 2022-23 receipts from the solvent tax, sales and

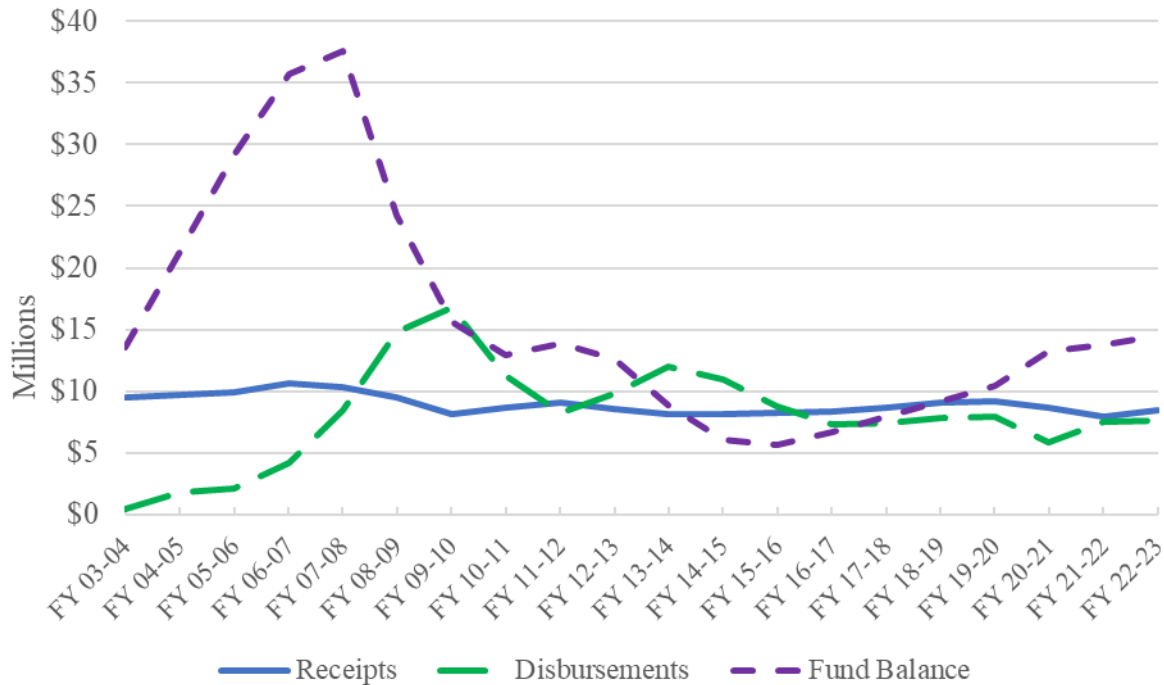
use tax, and petitioner payments increased approximately 6% from the FY 2021-22 receipts, compared to a decrease of approximately 9% the previous fiscal year. The DSCA Fund receipts for FY 2023-24 are expected to be relatively stable and like FY 2022-23.

Table II--5. Historic DSCA Fund Statistics

Fiscal Year	Receipts	Total Disbursements	DSCA-Related Disbursements	Fund Balance
FY 03-04	9,487,233.94	489,024.96	489,024.96	13,547,987.50
FY 04-05	9,660,612.84	1,806,911.93	1,806,911.93	21,401,688.41
FY 05-06	9,913,615.29	2,126,835.62	2,126,835.62	29,188,468.08
FY 06-07	10,687,669.06	4,184,051.63	4,184,051.63	35,692,085.50
FY 07-08	10,307,477.83	8,413,240.75	8,413,240.75	37,586,322.59
FY 08-09*	9,513,473.12	22,818,089.84	14,803,890.84	24,281,705.87
FY 09-10*	8,147,167.40	16,812,337.01	16,808,702.01	15,658,644.76
FY 10-11*	8,627,803.92	11,371,154.52	11,222,140.59	12,915,294.16
FY 11-12	9,124,256.44	8,208,478.47	8,208,478.47	13,859,866.72
FY 12-13	8,580,621.94	9,835,705.15	9,835,705.15	12,604,783.26
FY 13-14	8,190,699.90	11,958,967.35	11,958,967.35	8,836,516.06
FY 14-15	8,181,706.31	10,939,433.40	10,939,433.40	6,078,788.97
FY 15-16	8,284,815.52	8,741,519.44	8,741,519.44	5,622,085.05
FY 16-17	8,393,644.71	7,349,688.20	7,349,688.20	6,666,041.56
FY 17-18	8,681,394.03	7,429,454.53	7,429,454.53	7,917,981.06
FY 18-19	9,063,204.11	7,801,661.38	7,801,661.38	9,179,523.79
FY 19-20	9,180,783.26	7,970,265.54	7,970,265.54	10,390,041.51
FY 20-21	8,717,494.34	5,841,099.71	5,841,099.71	13,266,436.14
FY 21-22	7,969,523.95	7,514,248.46	7,514,248.46	13,721,711.63
FY 22-23	8,465,957.32	7,657,060.04	7,657,060.04	14,530,608.91

* Difference in total disbursements and DSCA-related disbursements due to non- DSCA-related fund transfers.

Figure II--2. DSCA Fund Trends

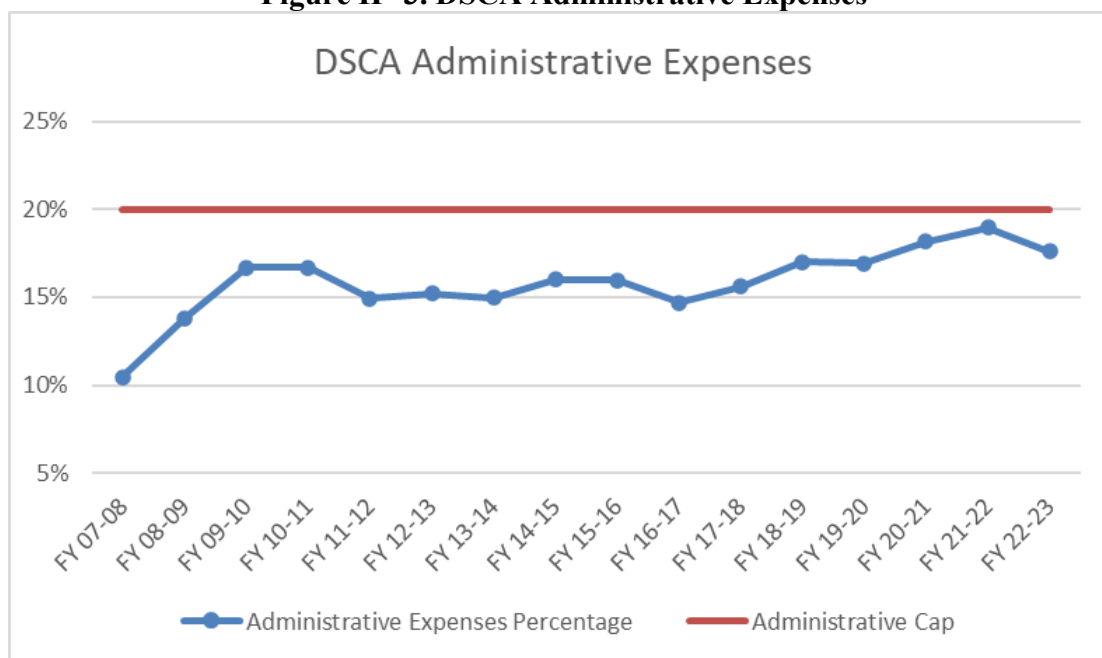


Using the DSCA Program’s state-lead cleanup costs and national estimates of total average costs to clean up contaminated dry-cleaning sites, the program can project the estimated costs to address the sites currently certified in the DSCA Program. Using an estimated average total cleanup cost of \$500,000 per site, it will take more than \$256 million (not including DEQ’s administrative costs) to address the 512 sites that have been certified in the program. Based on data from the N.C. Department of Labor, there are at least 2,000 active and abandoned dry- cleaning facilities in the state. Investigations performed across the nation indicate that contamination is present in at least 75 percent of all dry-cleaning operations. Applying this percentage to the number of current and former facilities in North Carolina, a total of 1,500 contaminated sites may be present, equaling an estimated \$750 million in cleanup costs. If only 50 percent of these contaminated sites are accepted into the DSCA Program, the projected total cleanup cost (adjusted for inflation) would be approximately \$375 million.

E. DSCA Administrative Costs

According to DSCA, up to 20 percent of annual revenues deposited into the fund may be used by DEQ and the North Carolina Attorney General’s Office to administer the program. The administrative costs-to- revenue ratio has been relatively steady, fluctuating between 17 and 19 percent since FY 2018-19 and is shown in Figure II--3. The current administrative cost-to-revenue ratio is at 17.6 percent and is expected to slightly increase or in the coming fiscal year. The dry-cleaning industry is declining in general and is accelerated with the aftereffects of COVID. As the DSCA fund revenues decrease because of a decrease in receipts, the administrative costs-to-revenue ratio may increase in the future. If the 20 percent of annual revenues to administer the program is not adequate in the future, a legislative change to increase the administrative percentage may be necessary.

Figure II--3. DSCA Administrative Expenses



F. Actions to Ensure Fund Solvency

Between 2008 until 2011, the increased expenditures on-site cleanups had substantially reduced the fund balance (Figure 2). The program continues to experience an increase in the number of sites petitioning into the cleanup program, along with an increase in vapor intrusion-related assessment and mitigation. As demonstrated during previous years, the program continues to closely monitor and adjust expenditures to ensure that funds are available to address certified sites. The DSCA Program's prioritization strategy ensures that sites requiring remediation are addressed in priority order while maintaining fund solvency.

As noted above, total collections for FY 2022-23 were approximately \$8.5 million. The fund has a balance of approximately \$14.5 million, with contract monies encumbered or pending encumbrance totaling \$7.4 million. The DSCA Fund is solvent. The remaining fund balance is expected to be encumbered in new contracts in FY 2023-24.

The DSCA Program implements measures to closely monitor expenditures and prioritize spending at identified dry-cleaning contaminated sites to ensure that potentially reduced funds are sufficient to address risk to human health and safety.

The DSCA Program is entirely receipt funded by taxes on dry-cleaning solvents and the dry-cleaning related sales and use tax. These taxes are appropriately used to assess and remediate dry-cleaning solvent contamination. Given the DSCA Program's broad support by the dry-cleaning industry and its success in cleaning up contaminated dry-cleaning sites, mitigating risks and preventing future releases, legislation was signed Nov. 1, 2019, to extend the program and the funding for an additional 10 years. The sunset date for the DSCA Program is now Jan.1, 2032. The dry-cleaning solvent tax was extended to Jan. 1, 2030, and the sales and use tax transfer was extended to July 1, 2030.

The DSCA Program provides a cost-effective means of protecting the public and the environment from risks posed by dry-cleaning solvent contamination and provides property owners and dry cleaners the opportunity to allow site contamination to be remediated at costs that they can afford.

G. Program Challenges

Over the past decade, contaminant vapor intrusion has been a focal point for the DSCA Program as discussed in Section B.4. The DSCA Program is a leader in rapid response to address vapor intrusion issues across North Carolina at DSCA sites and assists other programs with technical expertise when needed. Typically, within 24 hours of verifying contaminant concentrations in indoor air that exceed the inhalation action level, the DSCA Program staff is on-site deploying air handling units to immediately reduce exposures to below the action levels. This scenario occurs approximately 10 times a year. The DSCA Program then develops a plan to address vapor intrusion on a more permanent basis through remediation or installation of a more robust mitigation system. Not every DSCA site requires rapid response to vapor intrusion because the contaminant levels in indoor air do not exceed immediate action levels. However, vapor intrusion is an issue that is addressed by the DSCA Program at approximately 80 percent of its sites to protect against current and future exposure to potential vapor intrusion contaminants. The DSCA Program meets the challenges of vapor intrusion by remaining at the forefront of technical assessment and mitigation of sites and has set the standard for innovative sampling techniques and the collection of data to assist EPA with vapor intrusion guidance.

Chapter III: Hazardous Waste Program

A. Executive Summary

This annual report describes the activities of North Carolina's Hazardous Waste Management Program, Resident Inspector Program, and Mercury Switch Removal Program for state fiscal year (FY) from July 1, 2022, through June 30, 2023. It is prepared pursuant to N.C.G.S. 130A-294(i) and is presented to the General Assembly and its Fiscal Research Division. North Carolina's Hazardous Waste Management Program protects human health and the environment from the risks presented by the potential mismanagement of hazardous waste.

- Hazardous waste received by the nine commercial hazardous waste facilities in North Carolina in FY 2022-23 amounted to 32,026.47 tons. The hazardous waste received data is from the Resident Inspector Program.
- Hazardous waste generated by businesses and industries in North Carolina in FY 2022-23 totaled approximately 137,718 tons. Hazardous waste generated data is from the Environmental Protection Agency's (EPA's) Resource Conservation Recovery Act Information (RCRAInfo) database system.
- The number of small quantity generators (SQGs) decreased while the number of very small quantity generators (VSQGs) increased in FY 2022-23. The quantity of hazardous waste generated by these facilities is not available since there is no regulatory requirement for these facilities to report hazardous waste generated.
- Inspection, compliance assistance, and enforcement activities at hazardous waste facilities resulted in the safe management of an estimated 9,090 gallons and 78,484 pounds of hazardous waste, 109,522 gallons and 26,658 pounds of non-hazardous waste, 3,399 gallons of used oil, 60,215 pounds of used oil contaminated soil, 10 pounds of universal waste, 603 gallons of waste asbestos and 831,600 pounds of waste solar panels.

In addition, the program continues to make significant progress in cleaning up contamination at permitted hazardous waste management facilities. The national goal is for final remedies to be constructed and fully operational at 95 percent of these facilities nationally; although, this does not necessarily mean remediation will have been completed. Currently, in North Carolina, 71 percent of facilities have had a remedy constructed. It is important to note that after a stable universe of facilities for many years, three (3) additional facilities have been added to the Resource Conservation and Recovery Act (RCRA) universe since FY 2022-23.

B. Hazardous Waste Management Program

North Carolina was authorized to implement the federal hazardous waste regulatory program in lieu of the EPA in 1980. Federal authorization is the process through which EPA delegates primary program implementation and enforcement responsibility to states while maintaining an oversight role to ensure national consistency.

The federal program, established under the Resource Conservation and Recovery Act Subtitle C, regulates the generation, transport, treatment, storage, disposal, and recycling of hazardous waste. The program also governs the environmental remediation of hazardous waste treatment, storage, and disposal facilities that have been contaminated by prior waste management activities. The North Carolina hazardous waste program is administered and enforced by DEQ's Division of Waste Management's Hazardous Waste Section.

1. Hazardous Waste Generation, Management, and Remediation

a. Generation

Hazardous waste is defined as industrial material destined for disposal or recycling that may be ignitable, corrosive, reactive, and/or toxic and, as such, poses a risk to human health and the environment if improperly managed. The comprehensive hazardous waste generation data is available biennially through RCRA Info (see Information Management Section).

In FY 2022-23, there were approximately 406 (as of January 25, 2024, source RCRAInfo) North Carolina large quantity generators¹. The amount of hazardous waste generated in FY 2022-23 was approximately 137,718 tons.

¹ Large quantity generators generate any of the following amounts in a calendar month: greater than or equal to 1,000 kg of non-acute hazardous waste, or greater than 1 kg of acute hazardous waste, or greater than 100 kg of any residue from a cleanup of acute hazardous waste.

In FY 2022-23, there were approximately 1,330 (as of January 25, 2024) small quantity generators² in North Carolina and 6,199 (as of January 25, 2024) very small quantity generators³. These generators are subject to reduced reporting and regulatory requirements because they are often small businesses for whom periodic reporting could be overly burdensome. They are also subject to reduced reporting because the amounts of waste generated at each site are less likely to present significant risks to human health and the environment. However, these facilities collectively generate a significant amount of hazardous waste that must be managed properly and in compliance with applicable rules. Significant resources are devoted to technical assistance, outreach, and compliance activities at these facilities. Staff conduct compliance assistance visits or other types of inspections as a way of outreach to help facilities comply with the RCRA hazardous waste regulations.

b. Management

Comprehensive hazardous waste generation data is available biennially. In FY 2022-23, North Carolina's nine commercial hazardous waste facilities⁴ received and processed 32,026.47 tons of hazardous waste from offsite generators.

c. Remediation

There are 72 active hazardous waste treatment, storage, disposal, and corrective action facilities in North Carolina. They are permitted RCRA facilities. Each facility is governed by a permit, an enforceable order, or another operational control mechanism for the management and/or remediation of hazardous waste.

There are 86 facilities (3 new facilities added since FY2022-2023) subject to the RCRA Corrective Action Program, which addresses the remediation of environmental contamination at permitted hazardous waste facilities. These 86 facilities are sites with waste releases that must be remediated and include Federal Hazardous and Solid Waste Amendments-only sites that are no longer active facilities but have permits to remedy past releases. The Hazardous Waste Program tracks the remediation progress at these sites using five environmental indicators:

- Human exposure controlled
- Groundwater contamination controlled
- Cleanup remedy constructed
- Ready for Anticipated Use
- Remedy completed

The program continues to make significant progress in overseeing the remediation of contamination at permitted hazardous waste management facilities. The national goal is for 95 percent of these facilities to meet three EPA environmental indicator priorities. Currently, in North Carolina, 95 percent of facilities have human exposure controlled, 91 percent have groundwater contamination controlled and 66 percent have a remedy constructed. It is important to note that beginning FY 2022-2023 EPA has granted states the ability to add sites to the RCRA Corrective Action Universe, which reflects lower completion percentages in comparison with previous years. In addition, EPA set goals of 32 percent of the facilities completing all remediation and identifying facilities that are Ready for Anticipated Use (RAU CA800). Currently, 27 percent of North Carolina facilities have all hazardous waste remediation completed. The Hazardous Waste Section summary of corrective action at RCRA facilities is summarized in the table.

² Small quantity generators generate any of the following amounts in a calendar month: greater than 100 kg but less than 1,000 kg of non-acute hazardous waste, and less than or equal to 1 kg of acute hazardous waste, and less than or equal to 100 kg of any residue from a cleanup of acute hazardous waste.

³ Very small quantity generators generate less than or equal to the following amounts in a calendar month: 100 kg of non-acute hazardous waste, and 1 kg of acute hazardous waste, and 100 kg of any residue from a cleanup of acute hazardous waste.

⁴ Commercial hazardous waste facilities are permitted facilities that receive hazardous waste from off-site generators and store, treat, and dispose of hazardous waste.

Table III-1 Corrective Action at RCRA facilities

RCRA Corrective Action Universe Tracking ⁵	CA050 Assessment Completed ⁶	CA725 Current Human Exposures Under Control Determination ⁷	CA750 Groundwater Releases Controlled Determination ⁸	CA550 Remedy Construction ⁹	CA800 Ready for Anticipated Use ¹⁰	CA900 CA Performance Standards Attained/ CA999 CA Process Terminated ¹¹
FY 2022-23 Accomplishments	0	0	0	0	1	2
Total Accomplishments through FY 2022-2023	84	82	78	57	14	23
State % Final (Cumulative / Baseline)	98%	95%	91%	66%	16%	27%
Goal				95%		

Strategy to achieve the goals:

The Facility Management Branch (FMB) evaluates and projects RCRA Corrective Action goals multiple times per year: during the EPA Work Plan development stage, at the EPA End-of-Year Reporting stage, at each review, and during the regular supervisor/employee meetings. Facilities that have not met the Human Exposures Controlled and Groundwater Contamination Controlled projections have been evaluated and have been notified concerning information needed to meet the goals, including the newly permitted facilities.

The Remedy Constructed (CA550) indicator is very dependent on the facility, not necessarily the Hazardous Waste Project Manager. The facility team needs to have conducted a sufficient job assessing the contamination before they can propose and implement what could be considered a final remedy. One needs to remember that fully assessing groundwater contamination and remediating groundwater contamination is not an easy or inexpensive task. The Remedy Constructed indicator requires extensive discussions between the FMB and subject facilities to identify and approve remedies that are protective of human health and the environment and meet the appropriate media standards. The selection of the proper remedy and implementation of the remedy may require a large investment of time and money at each facility. For the

⁵ The universe of current Corrective Action facilities is 86. Three added since FY 2022-2023.

⁶ The event by which the RFA is completed.

⁷ The event by which the State verifies that the current human exposures are under control.

⁸ The event by which the State verifies that the migration of contaminated groundwater is under control.

⁹ Remedy construction may also acknowledge the event where no remedy is constructed and/or where final remedy construction has been deferred in specified operating areas at the facility as long as certain criteria are met. The event when the State acknowledges in writing that the RCRA facility has completed construction of a facility's remedy that was designed to achieve long-term protection of human health and the environment and that the remedy is fully functional as designed, whether or not final cleanup levels or other requirements have been achieved.

¹⁰ This code is not equivalent to a no further action decision or final cleanup of a facility. The event by which the State makes an RAU determination and completes an RAU form. The RAU milestone is achieved when a piece of property can be safely used for an anticipated use and, depending upon the anticipated future use, may not require a facility-wide construction complete determination.

¹¹ CA900 - This event indicates remedies selected for the protection of human health and the environment standard have been fully implemented and associated performance standards have been attained at the entire facility or specific areas within the facility. CA999 - This event indicates the completion of the corrective action process for the entire facility or for areas at the facility; that active remedial measures as specified in the RCRA permit or enforcement order are completed, and that all obligations with respect to compliance with 40 CFR Part 264.101 or equivalent State requirements with respect to known Solid Waste Management Units (SWMUs) or Areas of Concern have been met.

FMB to meet the goal of 95 percent, no more than four facilities can miss the goal. EPA is aware that it is unlikely that the FMB will meet the 95 percent Remedy Constructed goal. However, the FMB continues working to meet these goals. The FMB continues to evaluate facilities that appear to have the necessary elements required for the Ready for Anticipated Use (RAU CA800). Once evaluated and a positive RAU CA800 is determined, the proper forms will be completed.

To meet the All RCRA Remediation Complete goal, a facility must meet the appropriate clean-up standards for all media: soil, groundwater, surface water, and air. Typically, groundwater cleanup is a multi-decade process, depending on the constituents and concentrations that need to be remediated.

However, the Risk-Based Remediation of Industrial Sites legislation enacted through Session Law 2011-186 and revised by Session Law 2015-286 allows for a risk-based approach to the soil, groundwater, and air standards as long as the remedy still provides for the protection of human health and the environment.

2. Compliance and Enforcement

The Hazardous Waste Program is responsible for implementing inspection, compliance, and enforcement activities. The environmental benefits achieved through compliance and enforcement activities are identified each year to measure the overall success of the program in meeting environmental goals. During FY 2022-23, the Section's actions ensured the safe management of an estimated 9,090 gallons and 78,484 pounds of hazardous waste, 109,522 gallons and 26,658 pounds of non-hazardous waste, 3,399 gallons of used oil, 60,215 pounds of used oil contaminated soil, 10 pounds of universal waste, 603 gallons of waste asbestos and 831,600 pounds of waste solar panels, which otherwise may have been mismanaged. These actions also ensured the protection of staff at affected facilities, emergency responders, nearby general public, and environmental receptors who could have been adversely affected by mismanaged waste.

3. Information Management

Comprehensive information about North Carolina's hazardous waste facilities is entered and stored in the national hazardous waste database known as Resource Conservation and Recovery Act Information (RCRAInfo) a system that gives EPA and state environmental staff access to RCRA and Biennial Report information. The RCRAInfo database was developed by and is managed by the EPA. The state's data is entered into the database and maintained by Hazardous Waste Section staff. RCRAInfo contains comprehensive information on facilities that generate and/or manage hazardous waste in the state as well as all the Hazardous Waste Section's activities affecting these facilities. To view RCRAInfo, visit <https://enviro.epa.gov/envirofacts/rcrainfo/search>. To view environmental information for specific hazardous waste sites in North Carolina, visit <https://enviro.epa.gov/>. To view biennial report information, visit <https://enviro.epa.gov/envirofacts/br/search>. For details about the DEQ Division of Waste Management and its Hazardous Waste Section, visit the division's website: <https://deq.nc.gov/about/divisions/waste-management>, or the Section's website: <https://www.deq.nc.gov/about/divisions/waste-management/hazardous-waste-section>.

4. Hazardous Waste Program Development

The Hazardous Waste Program will continue to ensure safe hazardous waste management in North Carolina by: Supporting opportunities for waste minimization, including source reduction and recycling, as well as supporting annual generator workshops that educate hazardous waste generators about hazardous waste regulations to help these generators achieve and maintain compliance.

Maintaining a variety of easily accessible online guidance documents to educate all generators about hazardous waste regulations that help them achieve and maintain compliance. Visit the Section's Guidance Documents website: <https://www.deq.nc.gov/about/divisions/waste-management/hazardous-waste-section/technical-assistance-and-guidance-documents>.

Continuing to seek EPA authorization to maintain the Section's authority to implement the federal program.

Maintaining high-quality hazardous waste data for hazardous waste trend analysis and sound decision-making. Utilizing the EPA's RCRA Integrated Targeted Assistant (RITA) online dashboard that incorporates the Section's data to identify potential at-risk facilities.

Participating in the EPA rulemaking process. Examples include the automatic incorporation of the Modernizing Ignitable Liquids Determination rule (effective on the federal level and in North Carolina on September 8, 2020).

5. Hazardous Waste Reduction Initiatives

The Hazardous Waste Section promotes waste minimization, including source reduction and recycling in all its programs. Some of these activities include:

- Incorporating pollution prevention and sustainable materials management training into annual generator workshops, industry meetings, and enforcement settlement negotiations.
- Reviewing facility requests for alternative management practices for hazardous waste (use/reuse, reclamation, substitution, reclassification, and delisting).
- Ensuring that generators continue to develop programs to minimize or reduce the volume and quantity or toxicity of hazardous waste when staff conduct compliance assistance visits and during facility inspections.

6. Cost of Hazardous Waste Management Program

Table III-2 Hazardous Waste Legislative Report Financials July 1, 2022 to June 30, 2023

	Receipts	Appropriations	Federal	TOTALS	
Salary and Fringe	\$2,518,327.56	0.00	\$2,147,896.28	\$4,666,223.84	
Purchased Services	\$79,116.77	0.00	\$463,925.31	\$543,042.08	
Supplies	\$11,667.91	0.00	\$7,282.73	\$18,950.64	
Property Plant and Equipment	\$1,021.33	0.00	\$11,500.36	\$12,521.69	
Other Expenses and Adjustments	\$31,405.00	0.00	\$192,447.13	\$223,852.13	
Intragovernmental Transfers		\$0.00	0.00	\$0.00	\$0.00
TOTALS	\$2,641,538.57	0.00	\$2,823,051.81	\$5,464,590.38	

C. Resident Inspector Program

1. Executive Summary

The Resident Inspector Program has been operating for more than 26 years and is administered by the DEQ, Division of Waste Management, Hazardous Waste Section. The program uses a multimedia approach during required regulatory inspections involving hazardous waste management and treatment requirements, workplace safety, air emissions requirements, and wastewater treatment and discharge requirements. Resident inspectors also evaluate commercial hazardous waste facilities for potential violations in other regulatory areas, such as the North Carolina Department of Labor's Occupational Safety and Health Act and the North Carolina Department of Transportation's hazardous materials transportation regulations. The program inspected the state's nine permitted commercial hazardous waste treatment, storage, and disposal facilities during this period.

For FY 2022-23, the Resident Inspector Program operated with a staff of five (5) positions paid from the commercial hazardous waste facility fees. The program's operating fee-based budget collected \$423,767.89 and program expenses totaled \$492,496.48. Program staff conducted 422 multi-media inspections with two (2) notices of violation and one (1) notice of deficiency.

2. Program Description

The Resident Inspector Program was established "... to enhance the ability of the department to protect public health and the environment by providing the department with the authority and resources necessary to maintain a rigorous inspection and enforcement program at commercial hazardous waste facilities" [G.S. 130A-295.02(f)]. The program monitors all aspects of commercial hazardous waste facilities in North Carolina, provides facility support through assistance and education, assures compliance with laws and rules administered by NCDEQ, and may include enforcement of laws or rules administered by any other state agency through a memorandum of agreement.

The Resident Inspector Program is part of the Hazardous Waste Section's Compliance Branch. For FY 2022-23, the program was comprised of three resident inspector positions, one administrative assistant, and one (half-time) program supervisor.

During FY 2022-23, Resident Inspector Program staff conducted 422 multimedia inspections at North Carolina's nine commercial hazardous waste treatment and storage and disposal facilities. This performance met the statute-mandated minimum of 422 inspections. [See Table III-3 for details.]

3. Program Funding

The Resident Inspector Program is intended to be funded solely by fees collected from commercial hazardous waste facilities [G.S. 130A-295.02(h)]. These fees are based on each facility's category ranking and the volume (tons) of hazardous waste received. For FY 2022-23, facility ranking fees totaled \$281,052 same and tonnage fees (\$4.50 per ton) equaled \$143,125.04. [See Table III-3.] The program's expenses totaled \$492,496.48.

4. Program Results

Resident inspectors offer compliance assistance routinely – often in the form of education, technical assistance, and recommendations or comments during the site visits. Since the inspectors visit these facilities at least twice a month, they become familiar with facility management, operations, and site conditions. Inspection rates are based on facility ranking, which is based on the facility's size, what type of treatment they do, what type of waste they manage and how much, their enforcement history, their locations, and what reclamation they may conduct.

Resident inspectors visit these sites two (2) to six (6) times per month, depending on the facility's ranking. Resident inspectors can easily identify potential problem areas and work with the facility toward a permanent solution. If a facility begins to have operational or compliance problems, the inspector reviews these problem areas during each visit to provide assistance and keep the facility's compliance awareness high. Inspectors communicate frequently with facility management and front-line workers to address conditions or behaviors before they become a compliance issue.

The inspectors also communicate to clarify permit conditions and current regulatory requirements and explain the reasons for the requirements as well as the potential risks and costs of noncompliance. During the past fiscal year, resident inspectors issued two (2) notices of violation and one (1) notice of deficiency. [See Table III-3 for details.]

The Resident Inspector Program staff members continue to provide rigorous oversight of commercial hazardous waste facilities across the state. The staff constantly seeks new approaches and initiatives to ensure that commercial hazardous waste facilities can protect public health and the environment. The Resident Inspector Program staff has also worked with the commercial facilities to maintain compliance during times of economic challenge. Economic pressures can cause hazardous waste facilities to operate with fewer staff members and provide employees with less training. All these factors can lead to non-compliance. The Resident Inspector Program continues to work toward a high level of compliance at the commercial hazardous waste facilities in North Carolina through facility education, technical assistance, and regulatory oversight activities.

Table III-3. Resident Inspector Program Commercial Hazardous Waste Facilities' Data FY 2022-23

Commercial/ Treatment/ Storage/ Disposal Facility	Facility Ranking	Minimum Number of Inspections	Actual Number Inspections Conducted	HW Tons Received FY2021- 22	HW Tons Received FY 2022- 23	Notices of Deficiency Issued	Notices of Violation Issued	Compliance Orders Issued
Clean Harbors	3	72	72	3855.83	4271.32	0	0	0
Clean Earth/ DART	3	72	86	4705	5891	0	0	0
Republic /Ecoflo	3	72	72	9348.51	9415.17	0	1	0
Univar/ Nexeo Solutions	2	48	48	9308	9780	1	0	0
SK- Archdale	1	24	24	44.43	27.37	0	0	0
SK- Charlotte	1	24	24	5.26	3.33	0	1	0

SK-Raleigh	1	24	24	17.6	18.15	0	0	0
SK-St. Pauls	1	24	24	24.87	31.88	0	0	0
Veolia ES Industrial Services	2	48	48	2436.81	2436.81	0	0	0
Total		422	422	29,746.31	32,026.47	1	2	0

D. Mercury Switch Removal Program

1. Executive Summary

The Mercury Switch Removal Program (MSR Program) has been operating for 18 years and is administered by the NCDEQ's Division of Waste Management's Hazardous Waste Section. The program continues to inspect the end-of-life vehicle dismantling, crushing, and shredding facilities. For FY 2022-23, the Mercury Switch Removal Program operated with a staff equivalent to approximately five (5) positions supplied by the Hazardous Waste Section's Compliance Branch. The program's operating budget is funded by fees collected as part of the N.C. Department of Transportation's application for a certificate of vehicle title fee.

The program's total operating costs FY 2022-23 were \$472,411.90. Those costs include switch reimbursements of \$5 for every mercury switch removed and recycled or disposed of as RCRA "Universal Waste." A total of \$20,405 was disbursed to the dismantlers, crushers, and shredders for mercury switch reimbursements. Program staff conducted 25 inspections during FY 2022-23 to determine compliance with state and federal RCRA regulations. One notice of violation was issued.

2. Program Description

Through S.L. 2005-384, as amended by S.L. 2007-142, the General Assembly acted to reduce the amount of mercury entering the state's environment. As stated in G.S. 130A- 310.51, the purpose of the program is to reduce the quantity of mercury released into the environment by removing mercury switches from end-of-life vehicles and creating a removal, collection, and recovery program for those switches. The mercury switches control convenience lighting in the trunk and under the hood. Specifically, the law requires all vehicle dismantlers, vehicle recyclers, vehicle crushers and/or vehicle scrap processors to remove, collect and recover mercury switches contained in end-of-life vehicles prior to crushing, shredding, or smelting the vehicles.

To ensure compliance with requirements established in G.S. 130A-310.50 through 310.55, NCDEQ's DWM's Hazardous Waste Section created the MSR Program, which is coordinated through the Section's Compliance Branch.

During FY 2022-23, the MSR Program inspectors conducted 25 inspections in North Carolina. The site visits are used to evaluate whether the facility was subject to the law and acquaint those regulated facility operators with the legislative requirements. Additional compliance assistance was provided by the inspectors, as needed, regarding the MSR Program and other RCRA and Clean Water Act regulated requirements.

In accordance with the National Vehicle Mercury Switch Removal Program (NVMSRP), North Carolina's MSR Program receives support from a corporation, End-of-Life Vehicle Solutions (ELVS), which was formed by and represents the major automobile manufacturers. ELVS provides the following support to North Carolina's vehicle dismantlers/recyclers, vehicle crushers, and scrap processing facilities:

- Educational materials regarding mercury switch removal, guidance on which vehicles contain mercury switches, and instructions on how to locate, identify and remove mercury switches.
- U.S. Department of Transportation (DOT) appropriate storage/shipping containers, including applicable labeling and shipping documents necessary for the shipment of the mercury switches.
- Transportation of the mercury switches in a timely fashion to an RCRA-permitted mercury recycling/disposal facility.
- Recycling of the mercury switches by a qualified mercury retort facility or, when recycling is not feasible, for the proper disposal of the mercury switches at an RCRA-permitted disposal facility.
- Indemnification from liability for participating vehicle dismantlers, scrap processing facilities, vehicle crushers, and others once mercury switches are collected by the ELVS contractor.

With this level of support from automobile manufacturers, dismantlers/recyclers, vehicle crushers, and scrap processing facilities can effectively remove the mercury switches from end-of-life vehicles before crushing, shredding, or smelting them.

When the switches are removed from the vehicles, they are placed in the supplied DOT container, which is labeled with the date the first switch was placed in the container and with the words "Universal Waste – Mercury-Containing Equipment." When the container is full, with a maximum of 454 switches per container, or the date on the container approaches one year, the container is shipped to the ELVS-contracted receiving facility (shipping is paid for by ELVS). ELVS continues to provide new containers and supplies as needed.

3. Program Funding

The MSR Program was funded by fees collected as part of the DOT fee for the application of a vehicle title certificate. Twenty cents of each \$40-per-vehicle certificate of title fee is now given to the Division of Waste Management for this program. (Formerly, fifty cents of each fee went to the now-defunct Mercury Pollution Prevention Trust Fund). Under G.S. 130A-310.54(b)(1) and (b1), the Mercury Pollution Prevention Fund, in part, reimburses the MSR Program with

- \$5 for each mercury switch removed and properly recycled or disposed of via the NVMSRP, paid to a vehicle crusher, vehicle dismantler, vehicle recycler, or scrap vehicle processing facility; and costs incurred by the department to administer the program.

Operationally, the funding provided for approximately five (5) full-time equivalent positions, travel, and equipment expenses plus mercury switch removal reimbursement payments. Program duties are, on a part-time basis, spread among these staff and others, including a chemist and supervisor. FY 2022-23 revenues were approximately \$467,825.20.

Reimbursement paid to the vehicle dismantlers/ recyclers, vehicle crushers, or scrap processing facilities, for removal of the mercury switches with proper recovery and disposal (\$5 per switch) totaled \$20,405 and total administrative costs totaled \$4472,411.90. The fund balance did not see a net increase due to changes in legislation for the fiscal year.

4. Program Results

As directed by ELVS, the contracted facility receiving the collected mercury switches supplies data to the MSR Program detailing the number of switches received, the date the switches were received, and the name and location of the facility that shipped the switches (dismantler, crusher, shredder, etc.).

For calendar year 2023, 4,081 mercury switches were removed from vehicles and received by the ELVS contractor from North Carolina vehicle dismantlers/recyclers, vehicle crushers, and scrap processing facilities. This waste is managed as a universal waste. A total of 8.99 pounds of mercury (from the 4,081 switches) was prevented from being released into the environment in North Carolina as a result of mercury switches being removed from vehicles this year.

Table III-4 Mercury Switch Removal Program Summary of Data 2022-2023

Calendar Year	Switches Collected	Pounds Collected	North Carolina National Rank
2023	4,081	8.99	
2022	6,724	14.79	
2021	7,192	15.82	
2020	9,417	20.72	3rd
2019	8,927	19.64	5th
2018	12,020	26.45	4th
2017	12,180	26.80	4th
2016	12,470	27.44	4th
2015	30,381	66.84	2nd
2014	38,479	84.66	2nd
2013	39,195	86.24	2nd
2012	49,561	109.05	2nd
2006-11	289,636	637.26	
TOTAL (2006-23)	520,263	1144.7 lbs.	

In the 18 years, this program has been in place, a total of 1,144.7 pounds of mercury has been prevented from being released into North Carolina's environment from metal processing and smelting of scrap vehicles. North Carolina's

national rank is calculated based on the mercury recovery performance ratio. This is calculated by dividing the number of mercury switches received by the ELVS Federal program contractor from North Carolina for the fiscal year, by the number of mercury switches available for removal in North Carolina for that same period. The same calculations are made using the total national switch collection and availability, allowing ELVS to rank the state programs.

S.L. 2017-57 was rewritten to change the sunset date of the Mercury Switch program from June 30, 2017, to June 30, 2031, by repealing Part 6 of Article 9 of Chapter 130A of the General Statutes. The law also ended the transfer of funds into the Mercury Pollution Prevention Fund from the N.C. Highway Fund, removed most of the dollars from the fund and transferred all remaining funds to the NCDEQ, Division of Waste Management. All activities of the program in North Carolina, including education, assistance, inspections, and switch reimbursements, will cease as of June 30, 2031.

Chapter IV: Inactive Hazardous Sites

A. Executive Summary

The N.C. General Assembly created the Inactive Hazardous Sites Program in the Department of Environmental Quality's (DEQ) Division of Waste Management (the division) to identify, investigate and clean up properties contaminated with hazardous substances. The program also manages the assessment and cleanup of old pre-regulatory landfill sites that have environmental contamination and predate modern hazardous and solid waste landfill standards designed to prevent contamination. This report satisfies the requirements, set out in G.S. 130A-310.10, for an annual report to the General Assembly.

To date, a total of 3288 chemical spill or disposal sites and old, unlined dumps or landfills (pre-regulatory) have been cataloged in North Carolina. Of this number, 2579 still require work to address public health or environmental hazards. Of the 2579 remaining open cases, 628 are old, unlined landfills that predate solid and hazardous waste permitting laws. By state law, approximately 50 percent of the proceeds of a statewide solid waste disposal tax is directed to address contamination at these pre-regulatory landfills. The division contracts with private firms to assess and remedy the contamination at pre-regulatory landfill sites.

The Inactive Hazardous Sites Cleanup Fund (Fund) receives an annual \$400,000 appropriation to address the non-landfill inactive hazardous waste sites. At the end of FY 2022-23, the cash balance of the fund was \$285,789.11. \$157,084.04 were committed to impending work, leaving \$128,705.07 uncommitted.

The following provides the status of sites cataloged by the Inactive Hazardous Sites Program.

Catalog of Contaminated Sites

Total Number of Inactive Hazardous Sites Cataloged	3288
Chemical Spill or Disposal Sites	2625
Pre-Regulatory Landfills	663
Total Number of Sites Requiring No Further Action	709
Chemical Spill or Disposal Sites	674
Pre-Regulatory Landfill Sites	35
Remaining Open Sites	2579
Chemical Spill or Disposal Sites	1951
Pre-Regulatory Landfills	628

Program Activities Completed or Ongoing During FY 2022-23:

Chemical Spill or Disposal Sites:

Oversight of Responsible Party Cleanup Actions - Total	284
Registered Environmental Consultant (REC)- Supervised Remedial Actions	108
Staff-Supervised Remedial Actions under Administrative Agreements	65
Additional Staff-Supervised Owner/Responsible Party Actions	83
Spill Response Actions	28
Inactive Hazardous Sites Cleanup Fund Actions	
Contaminated Site Assessments or Abatement Actions Completed or Ongoing	13
Homes Provided with Alternate Water, Well Abandonment or Treatment System Maintenance	4
Testing Conducted by Staff	
Water Supply Wells Sampled at Non-Landfill Sites	7
Sites with Other Testing (soils, surface water)	3

New Site Screenings	
Sites Screened	61
Sites Added to Inventory	39
Sites Reopened	0
Sites Evaluated for No Further Action (NFA) Status	
Sites Evaluated	23
NFAs Granted for Entire Site	18
Pre-Regulatory Landfill Sites:	
Remedial Investigation Ongoing	43
Local Government Remedial Investigation Ongoing	10
Remedial Investigation Completed	3
Remedial Design Ongoing	36
Remedial Design Completed	4
Remedial Action Ongoing	1
Remedial Action Completed	5
No Further Action Issued	3
New Site Evaluations	0
Homes Provided Alternate Water or Treatment Systems	9
Maintained	
Number of Water Supply Wells Sampled	102

B. The Inactive Hazardous Sites Inventory and the Inactive Hazardous Waste Sites Priority List

The Division of Waste Management's Inactive Hazardous Sites Branch implements the Inactive Hazardous Sites Response Act of 1987 (IHSRA). The IHSRA requires the division to maintain a catalog of inactive hazardous substance or waste disposal sites. The program has cataloged 2625 chemical spill sites and 663 old unlined landfills. A total of 39 new chemical spill sites were added to the inventory of sites in FY 2022-23 (Table IV-1). No chemical spill sites were reopened based on additional evidence of contamination. A total of 709 sites now has all work completed and are assigned "No Further Action" status. Of those, 18 have completed all work and were assigned "No Further Action" status in FY 2022-23. Table IV-2 provides a list of the "No Further Action" sites.

N.C.G.S. 130A-310.2 requires the division to prioritize sites cataloged in the Inactive Hazardous Sites Inventory based on the threat to public health and the environment. Sites are first cataloged in the "Evaluations Pending" category of the Inventory until the division ranks the site based on rules found in 15A NCAC 13C .0200. Once ranked, sites are transferred to the Inactive Hazardous Waste Sites Priority List. The priority list is provided in Appendix C to this report organized in order of the threat to public health and the environment. The purpose of this list is to prioritize full-scale (complete) contaminant remedial actions at sites without responsible parties. The rank or absence of a site on the priority list does not limit the division in conducting abatement actions at sites with immediate hazards.

N.C.G.S. 130A-310.10 requires reporting of the location of each inactive hazardous waste disposal site, the type and number of hazardous substances or waste known or believed to be located at each of these sites, last action taken at each of these sites and date of the last action. Due to the large numbers of contaminated sites, most of the sites have not undergone complete assessments needed to provide complete information. Appendix D provides the required supplemental information to the extent available.

TABLE IV-1. INACTIVE HAZARDOUS SITES INVENTORY LIST OF NEW SITES DURING FY 2022-23

Chemical Spill/Disposal Sites:

ID Number	Site Name	City	County
NONCD0003230	BROOKS STREET 610 PROPERTY	WAKE FOREST	WAKE
NONCD0003234	C&D MOTORS	JACKSONVILLE	ONslow
NONCD0003239	CAROLINA CIVIC CENTER LUMBERTON	LUMBERTON	ROBESON
NONCD0003224	CAROLINA HOSIERY MILLS, INC	BURLINGTON	ALAMANCE
NONCD0003240	CARTERS ROAD METALS	GATESVILLE	GATES

NONCD0003212	CIRCLE K 2723303 - SOLVENTS	RALEIGH	WAKE
NONCD0003215	D&H DEHAI PROPERTY	KINSTON	LENOIR
NONCD0003206	ETHAN ALLEN WOODFIN	WOODFIN	BUNCOMBE
NONCD0003210	ETNA 231	REIDSVILLE	ROCKINGHAM
NONCD0003205	EVERHART TIRE NON-UST	LEXINGTON	DAVIDSON
NONCD0003208	FORMER PRESBYTERIAN HOME OF HIGH POINT	HIGH POINT	GUILFORD
NONCD0003237	GOLDSBORO BULK PLANT	GOLDSBORO	WAYNE
NONCD0003218	GREENSBORO AIRPORT VICINITY PFAS	GREENSBORO	GUILFORD
NONCD0003221	GUC OPERATIONS CENTER	GREENVILLE	PITT
NONCD0003232	GURLEY MILL PRINCETON	PRINCETON	JOHNSTON
NCD003232477	HIGH FALLS MILLS LLC	BURLINGTON	ALAMANCE
NONCD0003204	KINGSLEY DR METALS	ALBEMARLE	STANLY
NONCD0003220	MAPLE AVENUE SOLVENTS	WILMINGTON	NEW HANOVER
NONCD0003189	MOUNTAIN POINT LN PCE	CHARLOTTE	MECKLENBURG
NONCD0003225	NATIONAL SALVAGE FIRE	GOLDSBORO	WAYNE
NONCD0003211	NCDOT MAINT FACILITY CASHIERS NON-UST	CASHIERS	JACKSON
NONCD0003233	NORTHWEST BLVD WASTE OIL TANK	WINSTON-SALEM	FORSYTH
NONCD0003207	PENDER COUNTY ABC BOARD	BURGAW	PENDER
NONCD0003217	POLK STREET CONTAMINATION	PINEVILLE	MECKLENBURG
NONCD0003203	RED WOLVES INC FERTILIZER SPILL	I-40 EAST	HAYWOOD
NONCD0003219	SAWYER ROAD STOCKPILES - A	RALEIGH	WAKE
NONCD0003226	SAWYER ROAD STOCKPILES - B	RALEIGH	WAKE
NONCD0003214	SELKIRK RLTY: PHARR YARNS SPACE DYE PLNT	MCADENVILLE	GASTON
NONCD0003216	SODA POP CENTER, LLC	WILMINGTON	NEW HANOVER
NONCD0003209	SOUTHSIDE DR TCE	CHARLOTTE	MECKLENBURG
NONCD0003236	SPEEDWAY 6986	RALEIGH	WAKE
NONCD0003229	SPEEDWAY 8183	GREENVILLE	PITT
NONCD0003238	STEELE COTTON MILL	LENOIR	CALDWELL
NONCD0003213	THE CHILDRENS CLINIC	FAIRMONT	ROBESON
NONCD0003227	TRIANGLE CHEMICAL COMPANY	WILLIAMSTON	MARTIN
NONCD0003222	W CUMBERLAND ST PCE	DUNN	HARNETT
NONCD0003231	WASHINGTON ST PCE	DURHAM	DURHAM
NONCD0003235	WEAVER FERTILIZER BROWNSBORO ROAD	WINSTON-SALEM	FORSYTH
NONCD0003223	WEAVER FERTILIZER WINSTON-SALEM	WINSTON-SALEM	FORSYTH

Pre-Regulatory Landfill Sites:

None

TABLE IV-2. INACTIVE HAZARDOUS SITES INVENTORY LIST OF SITES ASSIGNED NO FURTHER ACTION STATUS DURING FY 2022-23

Chemical Spill/Disposal Sites:

ID Number	Site Name	City	County
NONCD0003197	3M MINERAL - MONCURE	MONCURE	CHATHAM
NONCD0002817	AGATHA DRIVE	STOKESDALE	GUILFORD

NONCD0003191	BAILEY PROPERTY	RALEIGH	WAKE
NONCD0001564	CRIBBS HOBBY	WILMINGTON	NEW HANOVER
NONCD0001628	DOROTHY B. JOHNSON SCHOOLYARD	WILMINGTON	NEW HANOVER
NONCD0001726	FLOWLINE CORP.	WHITEVILLE	COLUMBUS
NONCD0002822	GRAY & CREECH (FRMR)	RALEIGH	WAKE
NONCD0001296	H&G PROPERTY #1	WALTONSBURG	GREENE
NONCD0003081	HYDRO EXTRUSION USA_BLDGS 2 AND 3	BURLINGTON	ALAMANCE
NONCD0001902	INGERSOLL RAND	DAVIDSON	IREDELL
NONCD0002918	OAKWOOD ST EXT WELL CONTAMINATION	MEBANE	ORANGE
NONCD0002413	ROCKY POINT TRADING POST TCE DISCOV	BURGAW	PENDER
NCN000410316	SOUTHERN MEADOWS SUBDIVISION	STOKESDALE	GUILFORD
NONCD0002519	SPEIGHTS AUTO SERVICE CENTER	DURHAM	DURHAM
NONCD0002910	STANCIL PROPERTY	JACKSONVILLE	ONSLOW
NCD054284518	STANDARD PACKAGING CORPORATION	MT GILEAD	MONTGOMERY
NONCD0002843	TRION, INC	SANFORD	LEE
NONCD0002750	WK HOBBS BP SITE	WILMINGTON	NEW HANOVER

Pre-Regulatory Landfill Sites:

ID Number	Site Name	City	County
NONCD0000682	BUNCOMBE CO. LF	ENKA	BUNCOMBE
NONCD0000712	CITY OF LUMBERTON LDFL	LUMBERTON	ROBESON
NONCD0000310	FRANKLINTON DUMP	FRANKLINTON	FRANKLIN

C. Sites Using the Inactive Hazardous Sites Cleanup Fund

An annual appropriation of \$400,000 is used to address the highest risk chemical spill sites without responsible parties that can pay for cleanup. The Inactive Hazardous Waste Sites Priority List helps determine priorities for cleanup. Less than half of the open cases have an identified or potential financially viable responsible party available to pay for contaminant testing and cleanup. The remaining cases are referred to as “orphan” sites, and many new ones are reported to the Division each year.

Determining whether a potential responsible party exists most often requires research, inquiry, and sampling, because it is difficult to prove who caused the contaminant releases at these sites. Once a responsible party is identified, they are encouraged to voluntarily clean up their sites. However, when they are no longer in business, financially unsound, or do not comply with a request and subsequent order to clean up a site, state funds must perform the cleanup using the Fund. The demand for state funds to conduct site cleanups depends on two factors: (1) how often responsible parties refuse to comply with orders to conduct cleanup and (2) the risks associated with orphan sites that lack financially viable responsible parties.

A high percentage of these “orphan” sites have been identified as higher risk because they are either used for residential purposes, have contaminated water supply wells, have a drinking water source within one-quarter mile of the site, or have the potential for indoor air concerns associated with volatile subsurface contamination. The Fund is used to: (1) address these imminent hazard sites; (2) pay for assessment and cleanup when responsible parties do not comply with orders to clean up sites; (3) pay for assessment and cleanup of orphan sites; (4) pay for preparation of a notice of Inactive Hazardous Substance or Waste Disposal Site if the owner does not comply with orders to record a notice; and (5) provide alternate water in response to private well contamination. When a financially viable responsible party exists, the state must attempt to recover its expenditures from the responsible party.

The Inactive Hazardous Sites Cleanup Fund was used to address several sites this year. A summary of the work is provided in Table IV-3.

**TABLE IV-3. SUMMARY OF INACTIVE HAZARDOUS SITES CLEANUP FUND EXPENDITURES
FY 2022-23**

Site Name	City/ County	Activity	FY 2022-23 Fund Expenditures*
Allen Lane Contaminated Wells	Hillsborough/ Orange	Maintenance of treatment system installed on contaminated residential well.	\$2,745.49
Brekenwood Subdivision	Pleasant Garden/ Guilford	Maintenance of treatment system installed on contaminated residential well.	\$2,767.99
Busick Rd TCE	Reidsville/ Rockingham	Maintenance of treatment system installed on contaminated residential well.	\$2,789.97
Carolina Biological York Rd. - Residence	Elon/ Alamance	Soil gas testing at a neighboring apartment complex to assess potential vapor intrusion risks.	\$18,523.26
Chemical and Solvents, Inc.	Greensboro/ Guilford	Soil and groundwater assessment.	\$8,280.00
Cinderella Knitting Mills	Kings Mountain/ Cleveland	Indoor air and groundwater assessment of source property. Groundwater, surface water, and sediment sampling to assess recreator risk on an adjacent municipal park.	\$46,092.07
Crowders Mountain State Park	Gastonia/ Gaston	Assessment and monitoring of groundwater.	\$17,649.63
Geltman Corporation	Conover/ Catawba	Indoor air and groundwater assessment of source property. Oversee property owner's design and implementation of a subslab depressurization system.	\$89,849.61
Kayser-Roth - Graham-C	Graham/ Alamance	Groundwater sampling and vapor intrusion evaluation of neighboring properties.	\$24,426.07
Kinston Shirt Factory	Kinston/Lenoir	Vapor intrusion evaluation of neighboring properties. Groundwater water testing on a downgradient school to assess contaminant migration.	\$13,057.98
Morgan Mills (Dawson Plant #6)	Albemarle/ Stanly	Assessment of groundwater conditions and vapor intrusion	\$55,127.54

Mountain Point Ln. PCE	Charlotte/ Mecklenburg	Water supply well sampling and alternate water provision.	\$28,079.52
Mullinex Grocery	Troy/ Montgomery	Abandon contaminated water supply wells.	\$11,981.22
PSNC Energy Mooresville, Former	Mooresville/ Iredell	Vapor intrusion evaluation of neighboring properties.	\$15,487.36
South Tunnel Road Solvents	Asheville/ Buncombe	Groundwater testing to monitor contaminant concentrations.	\$6,301.00
W.E. Garrison Co	Raleigh/Wake	Maintenance of treatment system installed on contaminated residential well.	\$4,495.75
Yadkin Rd Circle K	Fayetteville/ Cumberland	Soil and groundwater assessment.	\$28,623.78
		Alternate (bottled) water provision	\$1,181.90
		TOTAL EXPENDITURES	\$377,460.14

*Authorized expenses that were not yet invoiced in FY22-23 = \$157,084.04

D. Pre-Regulatory Landfills

Session Law 2007- 550 established a statewide tax on solid waste disposal, half of which goes to address the hazards posed by landfills that predate federal and state rules on solid waste disposal. The portion of the solid waste disposal tax received by the program may be used only for addressing the pre-regulatory landfill threats. The division received \$12,366,462 in tax revenue in FY 2022-23. Nineteen percent of the tax revenue may be used for administrative expenses. Included in the administrative expense allowance is \$561,522 for administration of the non-pre-regulatory landfill portion of the Inactive Hazardous Sites Program and \$500,000 for programs in the Division's Solid and Hazardous Waste Sections, leaving approximately \$749,840 for administration of the Pre-Regulatory Landfill Program.

The division has cataloged 663 unpermitted, unlined landfills. The list of PRLF sites by county is presented in Appendix E. Initial work at each site involved confirming the location, determining the current use of the property, and identifying the use of surrounding property to help prioritize the sites for action. Based on inspections conducted as part of that work, 80 percent of the sites have been determined to have a water supply source, residence, school, church, day care or park on or within 1,000 feet of the landfill. The division established contracts for contaminant assessment and mitigation of the sites. Using these contracts, the nature and extent of the contamination was defined through testing. A remedy is then designed and implemented to address the exposure risks. The division also provides review and approval of contaminant assessment work being conducted by local governments at these sites and reimburses the cost of that work from the tax proceeds. In FY 2022-23 ten contaminant assessments were conducted by local governments with division oversight and reimbursement.

FY 2022-23 actions:

- 43 – Remedial investigations ongoing
- 10 – Local Government remedial investigations ongoing
- 3 – Remedial investigations completed
- 36 – Remedial designs ongoing
- 4 – Remedial designs completed
- 1 – Remedial actions ongoing
- 5 – Remedial actions completed
- 3 – No further action issued
- 9 – Homes provided alternate water or treatment systems maintained
- 102 – Water supply wells sampled

The assessment and cleanup process is complex. Exposure caused by contaminated water supplies, contaminated vapors entering buildings, methane gas posing explosion risks and exposed wastes on residential property must be addressed. Difficulties can arise in attempting to gain access to affected properties at each site and with illegal dumping during investigation and remedial action activities. PRLF staff coordinate with current property owners to determine the acceptable safe usage of each impacted parcel based on current and planned activities.

Remedial investigation ongoing during FY 2022-23:

Burgaw Dump	Burgaw, Pender County
Buxton Dump	Buxton, Dare County
Cabarrus Disposal Dump	Concord, Cabarrus County
Cary Dump	Cary, Wake County
City of Fayetteville Landfill	Fayetteville, Cumberland County
Cumberland County/Cliffdale Landfill	Fayetteville, Cumberland County
Denver Landfill	Denver, Lincoln, County
Dudley Shoals Landfill 2	Dudley Shoals, Caldwell County
Fishburne Landfill	Arden, Buncombe County
Gaston Refuse Disposal	Gaston, Northampton County
Goldsboro Dump	Goldsboro, Wayne County
Greenville City Landfill	Greenville, Pitt County
Hanover Road Landfill	Burlington, Alamance County
Hardin Refuse Dump	Dallas, Gaston County
Harmony Refuse Disposal	Harmony, Iredell County
Henry River Community Dump	Hildebran, Burke, County
Hoglen Refuse Disposal	Waynesville, Haywood County
Hurley's Dump	Biscoe, Montgomery County
Jackson Lake Road Landfill	High Point, Guilford County
Manteo Dump	Manteo, Dare County
Miller Street Landfill	Gastonia, Gaston County
Mooresville Dump	Mooresville, Iredell County
Mooresville Landfill	Mooresville, Iredell County
N Davidson County Landfill	Midway, Davidson County
Old Allegheny County Landfill	Sparta, Alleghany County
Old Durham County Landfill	Durham, Durham County
Old Hickory Landfill	Hickory, Catawba County
Old Holly Springs Dump	Holly Springs, Wake County
Old Raleigh #1 Landfill	Raleigh, Wake County
Old Raleigh #6 Landfill	Raleigh, Wake County
Old Raleigh #9 Landfill	Raleigh, Wake County
Old Raleigh #8 Landfill	Raleigh, Wake County
Old Richmond County Landfill	Rockingham, Richmond County
Pond Road Landfill #2	Ashville, Buncombe County
Princeville Dump	Tarboro, Edgecombe County
Rowan County Landfill	Salisbury, Rowan County
Rowan Road Landfill	Clinton, Sampson County
Southern Pines Dump	Southern Pine, Moore County
Swannanoa Landfill	Swannanoa, Buncombe County
Sweetwater Road Dump	Hickory, Catawba County
Waxhaw Dump	Waxhaw, Union County
Westgate Park Landfill	Cherryville, Gaston County
Winnabow Landfill	Winnabow, Brunswick County

Local Government remedial investigations ongoing during FY 2022-23:

Dare County Dump	Manteo, Dare County
Hillsborough Dump	Hillsborough, Orange County
Les Myers Park Landfill	Concord, Cabarrus County
Mud Creek Dump	Hendersonville, Henderson County
Old City of Burlington SW Disposal	Burlington, Alamance County
Oxford Dump	Oxford, Granville County
Pilot Mt. Refuse Dump	Pilot Mountain, Surry County
Plymouth Refuse Dump	Plymouth, Washington County
Reidsville Landfill	Reidsville, Rockingham County
Yadkinville Refuse Disposal	Yadkinville, Yadkin County

Remedial investigations completed during FY 2022-23:

Grifton Dump	Grifton, Pitt County
Knightdale Dump	Knightdale, Wake County
Old Raleigh #5 Landfill	Raleigh, Wake County

Remedial design ongoing during FY 2022-23:

Angier Refuse Dump	Angier, Harnett County
Beaufort Refuse Dump	Beaufort, Carteret, County
Belltown Road Dump	Belltown, Craven County
Bingham Park Landfill	Greensboro, Guilford County
Bud Holding Company Landfill	Greensboro, Guilford County
Burnt Mill Creek Landfill	Wilmington, New Hanover, County
Charlotte Motor Speedway Landfill #1	Concord, Cabarrus County
China Gove Dump	China Grove, Rowan County
City of Wilson Landfill – 1	Wilson, Wilson County
City of Winston-Salem Landfill	Winston-Salem, Forsyth County
Davidson River Dump	Pisgah Forest, Transylvania County
Durham County Landfill	Durham, Durham County
E. H. Glass Landfill	Greensboro, Guilford County
East Wake Landfill	Knightdale, Wake County
Edgecombe County Landfill	Tarboro, Edgecombe County
Elon College Landfill	Elon College, Alamance County
Gaston County Landfill	Mount Holly, Gaston County
Greensboro City Landfill	Greensboro, Guilford County
Henderson County Landfill	Hendersonville, Henderson County
Hickory Grove Road Landfill	McAdenville, Gaston County
Hominy Creek Landfill	Asheville, Buncombe County
Jacksonville WWTP at Sturgeon City	Jacksonville, Onslow County
Kinston Demolition	Kinston, Lenoir County
Marbery Landfill	Durham, Durham County
Monroe Landfill	Monroe, Union County
Old Charlotte/Vanguard Center	Charlotte, Mecklenburg County
Old Raleigh #11 – Dorothea Dix	Raleigh, Wake County
Old Raleigh #4 Landfill	Raleigh, Wake County
Rocky Knoll School Site	Durham, Durham County
Sims Legion Park Landfill	Gastonia, Gaston County
Stanley Refuse Dump	Stanley, Gaston County

Statesville Road Landfill	Charlotte, Mecklenburg County
Tarboro Landfill	Tarboro, Nash County
Trenton Refuse Disposal	Trenton, Jones County
Tin Mine Landfill	Lincolnton, Lincoln County
UNC Old Sanitary Landfill	Chapel Hill, Orange County

Remedial design completed during FY 2022-23:

Albemarle Dump	Albemarle, Stanley County
Clayton Ball Field Landfill	Clayton, Johnston County
Fishertown Dump	Kannapolis, Cabarrus County
Nash County Landfill	Red Oak, Nash County

Remedial action ongoing during FY 2022-23:

Stedman Landfill	Stedman, Cumberland County
------------------	----------------------------

Remedial action (construction) completed during FY 2022-23:

Buncombe Co. Landfill	Enka, Buncombe County
City of Lumberton Landfill	Lumberton, Robeson County
Franklinton Dump	Franklinton, Franklin County
Gibsonville Properties Landfill	Gibsonville, Alamance County
Reynold's School Road Landfill	Canton, Haywood County

No Further Action Issued during FY 2022-23:

Buncombe Co. LF	Enka, Buncombe County
City of Lumberton Landfill	Lumberton, Robeson County
Franklinton Dump	Franklinton, Franklin County

E. Federal National Priorities List Sites Requiring a State Cost Share

1. Establishment of a Federal and State Superfund Program

Thousands of contaminated sites exist nationally due to hazardous waste being dumped, left out in the open, or otherwise improperly managed. These sites include manufacturing facilities, processing plants, landfills and mining sites.

In the late 1970s, toxic waste dumps such as Love Canal and Valley of the Drums received national attention when the public learned about the risks to human health and the environment posed by contaminated sites.

In response, Congress established the Comprehensive Environmental Response, Compensation and Liability Act (CERCLA) in 1980. Hazard Ranking System (HRS) is established as the principal mechanism for evaluating environmental hazards of a site.

In 1982, the EPA published the Hazard Ranking System (HRS) as the principal mechanism for evaluating environmental hazards of a site. HRS is a numerically based screening system that uses information from preliminary investigations to assess the potential threats that sites pose to human health or the environment.

CERCLA, or the "Superfund," allows EPA, working with NCDEQ Division of Waste Management Superfund Section staff, to clean up contaminated sites. It also forces the parties responsible for the contamination to either perform cleanups or reimburse the state government for EPA-led cleanup work. When there is no viable responsible party, Superfund gives EPA and the State of North Carolina the 90 percent of the funds needed to clean up contaminated sites. CERCLA makes states responsible for the remaining 10 percent of the cleanup funds needed at these sites.

Goals of the EPA and state Superfund program are to:

- Protect human health and the environment by cleaning up contaminated sites;
- Make responsible parties pay for cleanup work;
- Involve communities in the Superfund process; and
- Return Superfund sites to productive use.

2. State Superfund Cost Share Fund (SSCSF)

Session Law 1999-237 Section 15.6 established that the NCDEQ may use available funds, with the approval of the Office of State Budget and Management (OSBM), to provide the 10 percent cost share required for Superfund cleanups on the

National Priority List (NPL) sites having no viable responsible party to pay the operating and maintenance costs associated with these Superfund cleanups. These funds may be in addition to those appropriated for this purpose. The Session Law also required NCDEQ to report to the Environmental Review Commission and the Joint Legislative Commission on Governmental Operations the amount and the source of the funds used.

North Carolina currently has 40 hazardous waste sites out of a nationwide total of 1329 sites on the EPA NPL. Two of them, Reasor Chemical and New Hanover County Airport, were delisted. The 38 active sites ranked as the nation's priority to clean up actions. There are no viable responsible parties for 18 NPL sites in the State of North Carolina, and a combination of federal and state public funds are used to conduct remediation at these sites. The Hazardous Response Trust Fund (the federal Superfund) contributes 90 percent of the money for the remedial action, and the state contributes the remaining 10 percent. The state also is obligated to conduct operation and maintenance (O&M) at NPL sites after the EPA completes its remedial action.

Summary of North Carolina Superfund Cost-Share Fund Status as of June 30, 2023

Amount of cost share funds distributed in FY 2022-23:	\$67,088
North Carolina's 10 percent cost share for past, ongoing, and pending cleanups (based on signed contracts):	\$12,392,239
Fund balance as of June 30, 2023:	\$3,857,938
Amount currently committed in contracts for future cost share payments and operation and maintenance of remedies:	\$1,635,930*
Remaining Amount Encumbered on Cape Fear Wood Contract	\$56,746
Unobligated Fund balance as of June 30, 2023:	\$2,165,262

* In the future, this obligated amount will increase. Cleanup cost estimates are not available for sites that are currently in various stages of Remedial Investigation, and for which contracts are not yet signed. New sites may be added to the National Priorities List; some of which will require a state cost-share. Also, increases in remedial costs that differ from the original state/EPA contract amounts can occur.

Notably, Record of Decision documents for five federal trust fund lead/state cost share NPL sites were signed in recent years waiting for funding to start remedial actions. These sites will be funded by the Federal Infrastructure Bill Fund. Sites funded under this bill will not require the state to pay a 10% cost share. The State Superfund Contracts (SSC) were signed for these sites: Ram Leather (\$17,221,300); ABC Cleaner (\$5,556,900); Hemphill Road TCE (\$7,939,772); Holcomb Creosote (\$7,209,778); and Cristex Drum (\$10,159,863). An SSC amendment was signed for GMH to switch the remaining amount of \$3,057,630 to the Infrastructure Bill funding and de-obligate 10% of the state share from the original SSC. The total funding provided by Infrastructure fund for NC Superfund Program is \$51,145,243 without 10% state match, which saved state \$5,114,524. The SSC for Cape Fear Wood Preserving site (\$20,549,537) may be signed after the 30% Remedial Designs are completed and approved. The funding for this site may be provided by the Federal Infrastructure Bill funding if the fund is still available when the Remedial Designs are completed and approved by the end of March 2024. However, the funds are likely all allocated by that time. The Record of Decision for Ore Knob site has not been finalized; the draft Proposed Plan is still in review, and the first phase remediation will cost more than \$40 million. The cost of phase II and III remediation will also be substantial. The state cost share (\$4,000,000 for phase I) for the site will likely be required.

Operations and Maintenance for the following sites is being managed by North Carolina and paid for using the SCSF at this time:

- 1) FCX Statesville in Iredell County,
- 2) Cape Fear Wood Preserving in Cumberland County,
- 3) Davis Park Road TCE in Gaston County, and
- 4) Potter's Septic Tank Service Pits in Brunswick County.

Anticipated site O&M transferring to the State in 2023 and 2024:

- 1) Barber Orchard in Haywood County,
- 2) Blue Ridge Plating in Buncombe County,
- 3) Ore Knob in Ashe County,
- 4) Carolina Transformer.

O&M obligation at these 8 sites involves sampling wells and preparing reports, site/well maintenance, sampling impacted 17 water supplying wells at Ore Knob site and maintenance of the filtration systems at the water supplying wells. The estimated O&M cost for all these sites is about \$350,000 per year. We are still in negotiation with EPA as the timing and the scope of the work will be transferred to the State.

Table 4 provides a list of the North Carolina NPL sites and the following information for each site: location, investigation/cleanup status, estimated costs and projected start dates for cleanup. Part I of Table 4 includes those sites where the federal trust fund/North Carolina cost share is required. Part II of Table 4 includes the status of responsible party-funded cleanups.

NPL Site	City/County	Operable Unit	Cleanup Status	Cleanup Cost	Work Phase Status
ABC One Hour Cleaners	Jacksonville, Onslow	OU1-Groundwater	RA	\$4,481,077	In Progress
		OU2-Soil	RA	\$1,675,548	In Progress
		OU-3 Soil and Groundwater	RA	\$5,556,900*	In Progress
Barber Orchard	Waynesville, Haywood	OU1-Soil	Complete	\$24,300,000	Complete
		OU2-Groundwater	O&M		Pending
Benfield Industries	Waynesville, Haywood	Entire Site		\$6,729,200	
		Soil	Complete		Complete
		Groundwater			In Progress
Blue Ridge Plating	Arden, Buncombe	Entire Site		\$2,275,200	
		Soil	Complete		Complete
		Groundwater	O&M		Pending
Cape Fear Wood Preserving	Fayetteville, Cumberland	Entire Site		\$24,407,574	
		Soil	Complete		Complete
		Groundwater	O&M	\$56,746	In Progress
		Soil & Groundwater	RD	(\$20,549,537)*	
Carolina Transformer	Fayetteville, Cumberland	Soil/Sediment	Complete	\$22,328,300	Complete
		Groundwater	O&M		Pending
Cristex Drum	Oxford, Granville	All	RA	\$10,159,8637*	In Progress
Davis Park Road TCE	Gastonia, Gaston	Entire Site	RA Complete	\$3,873,299	Complete
		Groundwater	O&M		In Progress
FCX, Inc.-Statesville	Statesville, Iredell	OU1-Groundwater	O&M	\$1,460,315	In Progress
		OU2-Soil	Complete	\$5,787,620	Complete
FCX, Inc.-Washington	Washington, Beaufort	OU1-Groundwater	O&M		

GMH Electronics	Roxboro, Person	OU2-Soil/Surface	Complete	\$255,791	Complete
		Water/Sediment	Complete	\$2,158,550	Complete
		OU1-Public Water Supply	Complete	\$4,724,626	Complete
		OU2-Entire Site	RA	\$3,057,630*	In Progress
Hemphill Road TCE	Gastonia, Gaston	All	RA	\$7,939,772*	In Progress
Holcombe Creosote Company	Yadkinville, Yadkin	Soil and Groundwater	RA	\$7,209,778*	In Progress
North Belmont PCE	Belmont, Gaston	Groundwater	RA	\$7,535,000	In Progress
Ore Knob	West Jefferson, Ashe	Entire Site	Phase I PP	Not Determined	In Progress
Potter's Septic Tank Service	Maco, Brunswick	Groundwater	O&M		Pending
		Entire Site		\$8,350,000	
		Soil	Complete		Complete
		Groundwater	O&M		In Progress
Ram Leather	Mint Hill, Mecklenburg	Entire Site	Interim RA	\$2,244,800	On Hold
			RA	\$17,220,000*	In Progress
Sigmon's Septic Tank	Statesville, Iredell	Entire Site		\$1,329,400	
		Soil	Complete		Complete

Cleanup Status Legend

O&M - Remedy Operation and Maintenance

RD - Remedial Design

RI - Remedial Investigation

OU - Operable Unit

RA - Remedial Action

RI/FS- Remedial Investigation/Feasibility Study

PP – Proposed Plan

*Indicates the Funding will be provided by Federal Infrastructure Bill

*() Indicates site in the process of finishing of RD; the site is anticipated to be funded by Federal Infrastructure Bill after the RDs are complete and approved and if the funding is still available

NPL Sites	City/County	Operable Unit	Cleanup Status
Aberdeen Pesticides	Aberdeen, Moore	OU1 and OU4 - Soils-All Sites	Complete
		OU3-Groundwater for FC, TS, F6	O&M
		OU5-Groundwater for Rt 211 and McIver	O&M
Aberdeen Contaminated GW	Aberdeen, Moore	OU 1- Town Well Replacement	Complete

Bypass 601/Martin Scrap	Concord, Cabarrus	OU 2- Groundwater	RI
		OU1-Soil/Sediment at Martin Scrap	O&M
		OU2-Off-Site Soil/Sediment	Complete
Celanese Corporation	Shelby, Cleveland	OU3-Groundwater	O&M
		OU1-Groundwater	O&M
		OU2-Soil	Complete
Charles Macon Lagoon and Drum	Cordova, Richmond	Surface Water	Complete
		Soil	Complete
Chemtronics Inc.	Swannanoa, Buncombe	Groundwater	O&M
		Soil	RD
		Groundwater	RD
CTS of Asheville	Asheville, Buncombe	All	RA
FCX Inc.	Statesville, Iredell	OU3-Burlington Industries Site	RA
Geigy Chemical	Aberdeen, Moore	Soil	Complete
		Groundwater	O&M
General Electric/Shepherd Farm	East Flat Rock, Henderson	Soil	O&M
		Groundwater	O&M
		Surface Water/Sediment	Complete
Horton Iron and Metal	Wilmington, New Hanover	All	RD
Jadco-Hughes	Belmont, Gaston	Soil/Sediment	O&M
		Groundwater	O&M
JFD Electronics/Channel Master	Oxford, Granville	Soil	Complete
Kerr-McGee Chemical	Navassa, Brunswick	Groundwater	O&M
		OU 1 Soil Only	Complete
		OU 2 Soil Only RA	Delisted
		OU 3 Marsh RI	In Progress
		OU 4 Operation Area RI	In Progress
		OU 5 Groundwater RI	In Progress
Koppers Company Inc.	Morrisville, Wake	Soil	Complete
		Groundwater	O&M
		Surface Water	Complete
National Starch and Chemical	Salisbury, Rowan	OU1-Groundwater in Western Part of Site	O&M/RI
		OU2-Trench Area Soil/Surface Water	Complete

		OU3-Area 2 Groundwater/Wastewater Treatment Area/Surface Water/Sediments in NE Tributary	O&M
		OU4-Area 2 Soil/Wastewater Treatment Lagoon Area	O&M
New Hanover County Airport	Wilmington, New Hanover	Groundwater	Complete/Delisted
NCSU Lot 86	Raleigh, Wake	Soil	O&M
		Groundwater	O&M
Reasor Chemical	Castle Hayne, New Hanover	Soil	Complete/Delisted
		Groundwater	Complete/Delisted
USMC Camp LeJeune	Jacksonville, Onslow	Multiple Units	Various Stages
USMC Cherry Point	Cherry Point, Craven	Multiple Units	Various Stages
Ward Transformer	Raleigh, Wake	OU1-Downgradient Reaches RA	Complete
		OU2-Plant Area and Groundwater	FS
		Time Critical Removal	Complete
Wright Chemical Corporation	Riegelwood, Columbus	Not Determined	RI

F. Responsible Party Voluntary Site Remedial Action

When the Inactive Hazardous Sites Branch requests that a person responsible for contamination at a priority site take action to address the risks, some parties agree to voluntarily conduct a cleanup. Some responsible parties and owners also initiate an approved assessment and/or remedial action on their own. Due to the number of voluntary remediation projects and limited staff resources, the General Assembly authorized the division to privatize oversight of voluntary remediation activities at lower-priority sites. The division continues to provide oversight for assessment and remediation at sites that present more severe public health threats or other concerns.

The privatized portion of the voluntary cleanup program is called the Registered Environmental Consultant (REC) Program. Under this program, the responsible party hires a private consultant to conduct the site assessment and cleanup and to certify that those activities comply with regulations. The REC's certification replaces division oversight of the assessment and cleanup. Firms must meet certain requirements to qualify as an REC. Division staff conduct REC certification, training, and performance audits each year to ensure program integrity. The division has the authority to sanction an REC where necessary. These staff are funded through fees collected from the voluntary program participants. A current list of the 173 sites where assessments and cleanups are underway in accordance with an administrative agreement with the state is provided in Table IV-5. There are 108 REC-directed and 65 division-directed actions. Table IV-6 is a list of an additional 82 division-directed responsible party assessment and cleanup actions pending administrative agreements.

TABLE IV-5. VOLUNTARY PARTY REMEDIAL ACTIONS UNDER ADMINISTRATIVE AGREEMENTS DURING FY 2022-23 (108 REC and 65 DIVISION DIRECTED)

ID Number	Site Name	City	County
NONCD0000040	ABBOTT LABORATORIES	LAURINBURG	SCOTLAND
NCD045924339	ACME UNITED CORPORATION	FREMONT	WAYNE
NONCD0001226	ADAMS-MILLIS PLANT 2/33 – NONUST	MOUNT AIRY	SURRY
NONCD0001245	ALLEN-BECK NON-PETROLEUM	GRANITE FALLS	CALDWELL
NCD002464691	ALLIANCE CAROLINA TOOL AND MOLD	ARDEN	BUNCOMBE

NONCD0001257	AMERICAN TRUETZSCHLER	CHARLOTTE	MECKLENBURG
NONCD0001273	ANSELL HEALTHCARE	TARBORO	EDGEcombe
NONCD0001275	AO SMITH ELECTRIC MOTOR	MEBANE	ALAMANCE
NONCD0002881	ARDEE/TRANSLITE	SHELBY	CLEVELAND
NCD986188787	ASHEVILLE COAL GAS PLANT #1	ASHEVILLE	BUNCOMBE
NONCD0000032	ASHEVILLE COAL GAS PLANT #2	ASHEVILLE	BUNCOMBE
NCD003193588	BARBOUR BOAT WORKS, INC.	NEW BERN	CRAVEN
NONCD0003099	BASF	HOLLY SPRINGS	WAKE
NCD003149705	BASF WAYNDOTTE CORPORATION	CHARLOTTE	MECKLENBURG
NCD083673590	BENDIX CORPORATION	CHARLOTTE	MECKLENBURG
NCD054412283	BLACK & DECKER PLANT (FORMER)	TARBORO	EDGEcombe
NCD003189024	BORDEN CHEMICAL FAYETTEVILLE PLANT	FAYETTEVILLE	CUMBERLAND
NONCD0000002	BURLINGTON COAL GAS PLANT	BURLINGTON	ALAMANCE
NONCD0001400	BURLINGTON HOUSE REIDSVILLE PLANT	REIDSVILLE	ROCKINGHAM
NCD986171965	CARO-KNIT	WILMINGTON	NEW HANOVER
NCD000608117	CELANESE CORPORATION/FIBERS TECH	CHARLOTTE	MECKLENBURG
NCD986188803	CHARLOTTE COAL GAS PLANT NO. 2	CHARLOTTE	MECKLENBURG
NCD981861214	CHARLOTTE TRANSPORTATION TERMINAL	CHARLOTTE	MECKLENBURG
NONCD0000041	CIBA-GEIGY	CHARLOTTE	MECKLENBURG
NCD061801361	CIBA-GEIGY CORPORATION	GREENSBORO	GUILFORD
NONCD0001509	CLAIRE MANUFACTURING	CHARLOTTE	MECKLENBURG
NCD986230688	COMMERCIAL VEHICLE GROUP, INC	STATESVILLE	IREDELL
NCD982116477	CONAGRA FOODS, INC	GARNER	WAKE
NCD986197333	CONCORD COAL GAS PLANT	CONCORD	CABARRUS
NONCD0002304	CONOVER CHAIR COMPANY	CONOVER	CATAWBA
NONCD0001544	COOKSON FIBERS	ANSONVILLE	ANSON
NONCD0001097	COPEs-VULCAN, INC	CHARLOTTE	MECKLENBURG
NCD003195161	CORNING GLASS WORKS	RALEIGH	WAKE
NONCD0001551	COTTON MILL SQUARE - SOLVENTS	GREENSBORO	GUILFORD
NONCD0001061	CP&L NORTHERN DIVISION COMPLEX	GARNER	WAKE
NONCD0002990	CROWN ACURA	GREENSBORO	GUILFORD
NONCD0002216	CROWN AUTO DEALERSHIP	GREENSBORO	GUILFORD
NONCD0001901	CROWN FORD FAYETTEVILLE	FAYETTEVILLE	CUMBERLAND
NONCD0001569	CROWN HONDA & CAMCO	GREENSBORO	GUILFORD
NONCD0001262	CROWN PONTIAC-SOLVENT	GREENSBORO	GUILFORD
NONCD0001420	CSX HAMLET DIESEL SHOP	HAMLET	RICHMOND
NONCD0001182	CUMMINS ATLANTIC-GENERAL OFFICE BLDG	CHARLOTTE	MECKLENBURG
NCD057454670	DIAMOND SHAMROCK CORP/OCCIDENTAL	CASTLE HAYNE	NEW HANOVER
NCD981861743	DUKE POWER/GREENSBORO GAS PLANT	GREENSBORO	GUILFORD

NCD000813519	DUKE UNIVERSITY	DURHAM	DURHAM
NONCD0002818	DUPONT-KENTEC	GRIFTON	LENOIR
NCD986173938	DURHAM GAS PLANT	DURHAM	DURHAM
NONCD0001661	EATON CORPORATION	LAURINBURG	SCOTLAND
NCD004520136	EATON CORPORATION	ROXBORO	PERSON
NONCD0001662	EATON CORPORATION - SANFORD	SANFORD	LEE
NONCD0002853	EATON MANUFACTURING	SELMA	JOHNSTON
NCD986197267	ELIZABETH CITY COAL GAS	ELIZABETH CITY	PASQUOTANK
NONCD0001681	Empire Brush Facility	GREENVILLE	PITT
NCD003201837	ENCEE CHEMICAL SALES, INC.	BRIDGETON	CRAVEN
NONCD0001683	Energy Conversion Systems	DUNN	HARNETT
NONCD0002904	ENGINEERED CONTROLS INTERNATIONAL	ELON	ALAMANCE
NONCD0002903	ENGINEERED CONTROLS INTERNATIONAL	WHITSETT	GUILFORD
NONCD0001137	FABCO FASTENING SYSTEMS/DIXIE YARNS	STANFIELD	STANLY
NONCD0001700	FAIRCHILD INDUSTRIAL PRODUCTS CO.	WINSTON-SALEM	FORSYTH
NCD062566047	FASCO CONTROLS CORPORATION	SHELBY	CLEVELAND
NCD986197341	FAYETTEVILLE COAL GAS/RAY AVE	FAYETTEVILLE	CUMBERLAND
NONCD0002854	FIBER DYNAMICS	HIGH POINT	GUILFORD
NONCD0000017	FLAKT PRODUCTS	WINSTON-SALEM	FORSYTH
NONCD0000092	FUNDER AMERICA	MOCKSVILLE	DAVIE
NCD986188829	GASTONIA COAL GAS PLANT	GASTONIA	GASTON
NONCD0001757	GB LABELS, INC.	BURLINGTON	ALAMANCE
NCD051322980	GENERAL ELECTRIC CO.	CHARLOTTE	MECKLENBURG
NCD003163730	GENERAL INSTRUMENT CORP.	FAIRVIEW	BUNCOMBE
NONCD0001779	GLENN MANUFACTURING/DECORATIVE HOME ACCE	MORVEN	ANSON
NCD986197309	GOLDSBORO COAL GAS PLANT #1	GOLDSBORO	WAYNE
NONCD0002891	GOLDSBORO MILLING-MILL #1 & #2	GOLDSBORO	WAYNE
NONCD0001089	GREENSBORO COAL GAS PLANT #1	GREENSBORO	GUILFORD
NCD986188886	GREENVILLE COAL GAS PLANT	GREENVILLE	PITT
NCD981922362	GREIF, INC	BLADENBORO	BLADEN
NONCD0001064	GUILFORD MILLS PLANT	FUQUAY-VARINA	WAKE
NCD051739209	HARRELSON RUBBER COMPANY	ASHEBORO	RANDOLPH
NONCD0001084	HENDERSON COAL GAS PLANT	HENDERSON	VANCE
NONCD0001085	HICKORY COAL GAS PLANT	HICKORY	CATAWBA
NCD986188837	HIGH POINT COAL GAS PLANT	HIGH POINT	GUILFORD
NONCD0002602	HONEYWELL INTERNATIONAL	MAIDEN	CATAWBA
NCD048401087	HOOKE FURNITURE	PLEASANT GARDEN	GUILFORD
NCD003215696	HUNT MANUFACTURING	STATESVILLE	IREDELL

NONCD0001888	HYDROLABS, INC. (ALLIED COLLOIDS)	ALBEMARLE	STANLY
NONCD0001907	INTERNATIONAL RESISTIVE CORP.	BOONE	WATAUGA
NCD986215465	JMC USA INC	RTP	DURHAM
NONCD0001947	KAYSER-ROTH	LUMBERTON	ROBESON
NONCD0001948	KAYSER-ROTH - ASHEBORO	ASHEBORO	RANDOLPH
NONCD0001951	KERN POLYMERIC	SALISBURY	ROWAN
NCD000653576	KERN RUBBER CO. URETHANE PLANT	SALISBURY	ROWAN
NONCD0001953	KEYSTONE POWDERED METAL COMPANY	CHERRYVILLE	GASTON
NONCD0001118	KIDDE TECHNOLOGIES	WILSON	WILSON
NCD097361018	KIN PROPERTIES ABANDONED DRUMS	CHARLOTTE	MECKLENBURG
NCD986197366	KINSTON COAL GAS PLANT	KINSTON	LENOIR
NCD980729677	KNOB CREEK FLYASH DISPOSAL	BREVARD	TRANSYLVANIA
NONCD0001173	LEBANON CHEMICAL	HERTFORD	PERQUIMANS
NCD986197358	LEXINGTON COAL GAS PLANT	LEXINGTON	DAVIDSON
NCD982084113	LINAMAR FORGINGS/CAROLINA FORGE	WILSON	WILSON
NCD062552989	MALLARD CREEK RD/UNION OIL CO OF CA	CHARLOTTE	MECKLENBURG
NCD055359079	MASONITE CORP. FIBERBOARD DIV.	SPRING HOPE	NASH
NONCD0002992	MCCULLERS WALK PROPERTY	RALEIGH	WAKE
NONCD0002068	MICROMATIC/TEXTRON FACILITY	SWANNANOA	BUNCOMBE
NONCD0002085	MITSUBISHI ELECTRONICS	DURHAM	DURHAM
NONCD0003047	MOUNT HOLLY STEAM STATION (FRMR)	MOUNT HOLLY	GASTON
NONCD0002490	NATIONAL FLEET SUPPLY	CHARLOTTE	MECKLENBURG
NCD986197259	NEW BERN COAL GAS PLANT	NEW BERN	CRAVEN
NONCD0002802	NEWLAND PESTICIDES SITE	NEWLAND	AVERY
NONCD0002236	OLYMPIC PRODUCTS	GREENSBORO	GUILFORD
NCD057248759	PATCH RUBBER POND	ROANOKE RAPIDS	HALIFAX
NCD055162069	PELTON & CRANE PLANT (FORMER)	CHARLOTTE	MECKLENBURG
NONCD0001425	PETERBILT OF DUNN "A" PARCEL	DUNN	HARNETT
NONCD0001939	PETRO EXPRESS NO. 56	KINGS MOUNTAIN	CLEVELAND
NONCD0003150	POWERSECURE MANUFACTURING INC	RANDELMAN	RANDOLPH
NCD000613273	PRAXAIR SURFACE TECHNOLOGIES	CHARLOTTE	MECKLENBURG
NONCD0001020	PRECISION FABRICS GROUP, INC	GREENSBORO	GUILFORD
NCD040047425	PRILLAMAN CHEMICALS	FAYETTEVILLE	CUMBERLAND
NONCD0002128	PURINA MILLS	WILSON	WILSON
NONCD0002345	PUROLATOR PRODUCTS, INC.	FAYETTEVILLE	CUMBERLAND
NONCD0002350	QUALITY FOREST PRODUCTS	ENFIELD	HALIFAX
NCD062548995	QUORUM KNITTING	WEAVERVILLE	BUNCOMBE
NCD986188894	RALEIGH COAL GAS PLANT NO. 1	RALEIGH	WAKE
NCD986188902	RALEIGH COAL GAS PLANT NO. 2	RALEIGH	WAKE
NONCD0001087	REIDSVILLE COAL GAS PLANT	REIDSVILLE	ROCKINGHAM
NONCD0001108	RENTAL UNIFORM SERVICE	ASHEVILLE	BUNCOMBE

NONCD0001171	RENTAL UNIFORM SERVICES	CLINTON	SAMPSON
NONCD0002391	REXAM CORPORATION - B	GREENSBORO	GUILFORD
NCD986182582	RHONE-POULENC (RHODIA)	GASTONIA	GASTON
NONCD0001157	ROBERT BOSCH TOOL CORP	GREENVILLE	PITT
NONCD0001154	ROBERT BOSCH TOOL CORP	LINCOLNTON	LINCOLN
NCD986197325	ROCKY MOUNT COAL GAS PLANT NO. 1	ROCKY MOUNT	NASH
NCD986197317	ROCKY MOUNT COAL GAS PLANT NO. 2	ROCKY MOUNT	NASH
NCD041466525	ROCKY MOUNT FIBER DUMP	ROCKY MOUNT	EDGEcombe
NONCD0002427	ROYSTER-CLARK FERTILIZER FACILITY	STATESVILLE	IREDELL
NONCD0002431	RUS	WINSTON- SALEM	FORSYTH
NONCD0002438	SALEM UNIFORM SERVICES FACILITY	WINSTON- SALEM	FORSYTH
NCD986197283	SALISBURY COAL GAS PLANT #1	SALISBURY	ROWAN
NONCD0003219	SAWYER ROAD STOCKPILES - A	RALEIGH	WAKE
NONCD0003226	SAWYER ROAD STOCKPILES - B	RALEIGH	WAKE
NCD003234549	SCM PROCTOR SILEX/WEAREVER	SOUTHERN PINES	MOORE
NONCD0003214	SELKIRK RLTY: PHARR YARNS SPACE DYE PLNT	MCADENVILLE	GASTON
NCN000407206	SHULIMSON BROTHERS SCRAP YARD	ASHEVILLE	BUNCOMBE
NONCD0002511	SOUTH BRUNSWICK MIDDLE SCHOOL	SOUTHPORT	BRUNSWICK
NONCD0002491	SOUTH SEA RATTAN	GREENSBORO	GUILFORD
NCD058517467	SOUTHERN WOOD PIEDMONT COMPANY	WILMINGTON	NEW HANOVER
NCD053488557	SOUTHERN WOOD PIEDMONT COMPANY	GULF	CHATHAM
NONCD0002531	STANLEY FASTENING	SANFORD	LEE
NCD986197291	STATESVILLE COAL GAS PLANT	STATESVILLE	IREDELL
NCD024895864	STEWART-WARNER CORP/BASSICK-SACK	WINSTON- SALEM	FORSYTH
NCD083669952	STORY BURIAL AREAS/UNION CHEMICAL	CHARLOTTE	MECKLENBURG
NONCD0001101	STRONGHAVEN WAREHOUSE	MATTHEWS	MECKLENBURG
NONCD0002575	TAKEDA - BASF	WILMINGTON	NEW HANOVER
NONCD0002787	TRAVIS KNITS, INC (AKA MOHICAN MILLS)	CHERRYVILLE	GASTON
NONCD0002633	TRINITY AMERICAN CORP.	GLENOLA	RANDOLPH
NCD082362989	TUNGSTEN QUEEN MINE/ATLAS MINE	TOWNSVILLE	VANCE
NONCD0002833	UMICORE CSM NA	MAXTON	SCOTLAND
NCR000010272	UNC-COGENERATION FACILITY	CHAPEL HILL	ORANGE
NONCD0002645	UNIFIRST	WILMINGTON	NEW HANOVER
NONCD0002646	UNIFIRST CORPORATION (FRMR TEXTILEASE)	GOLDSBORO	WAYNE
NCD000822957	UNION CARBIDE CORP/EVEREADY BATTERY	ASHEBORO	RANDOLPH
NONCD0002871	UNITED METAL FINISHING	GREENSBORO	GUILFORD
NCD980557623	UNIVERSITY OF NC/ARPT WASTE DISP	CHAPEL HILL	ORANGE
NONCD0002656	UNOCAL - GOODRICH	CHARLOTTE	MECKLENBURG

NCD053485991	VARCO-PRUDEN BUILDINGS	KERNERSVILLE	FORSYTH
NONCD0001139	VERMONT AMERICAN	BOONE	WATAUGA
NONCD0002676	VITAFOAM, INC	HIGH POINT	RANDOLPH
NONCD0001103	WALTER KIDDE PORTABLE EQUIPMENT	MEBANE	ALAMANCE
NCD986197275	WASHINGTON COAL GAS PLANT	WASHINGTON	BEAUFORT
NCD001493931	WECK, EDWARD INC.	RTP	DURHAM
NCN000407582	WEST PHARMACEUTICAL SERVICES	KINSTON	LENOIR
NCD986188910	WILMINGTON COAL GAS PLANT	WILMINGTON	NEW HANOVER
NCD093334209	WILSON, RALPH PLASTICS	FLETCHER	HENDERSON
NCD986188845	WINSTON-SALEM COAL GAS PLANT NO. 1	WINSTON-SALEM	FORSYTH
NCD986188852	WINSTON-SALEM COAL GAS PLANT NO. 2	WINSTON-SALEM	FORSYTH
NCD982156812	WYSONG & MILES	GREENSBORO	GUILFORD

* - Remediating party conducting cleanup of a portion of the site only.

TABLE IV-6. 83 ONGOING DIVISION-DIRECTED RESPONSIBLE PARTY ASSESSMENTS/CLEANUPS NOT UNDER AGREEMENTS DURING FY 2022-23

ID Number	Site Name	City	County
NONCD0001263	AMP, INC. - BUILDING 54	CLEMMONS	FORSYTH
NCD980844518	AMP BUILDING 68	CLEMMONS	FORSYTH
NONCD0002205	AMP, INC-BLDG 090	KERNERSVILLE	FORSYTH
NCD047257472	APPLIED RESEARCH GROUP, INC.	CHARLOTTE	MECKLENBURG
NONCD0003190	ATLANTIC AVE METALS	ROCKY MOUNT	EDGEcombe
NONCD0001323	BASF-ENKA (OTM BUILDING)	ASHEVILLE	BUNCOMBE
NONCD0001862	BETA FLUID SYSTEMS	REIDVILLE	ROCKINGHAM
NONCD0001133	BOWMAN GRAY-FRIEDBURG CAMPUS	WINSTON-SALEM	FORSYTH
NONCD0001429	CAPE FEAR AUTO	WILMINGTON	NEW HANOVER
NONCD0001434	CAPRI INDUSTRIES, INC.	MORGANTON	BURKE
NONCD0003035	CAROLINA ASBESTOS COR	DAVIDSON	MECKLENBURG
NONCD0003224	CAROLINA HOSIERY MILLS, INC	BURLINGTON	ALAMANCE
NONCD0001408	CARTER WOODSON CHARTER SCHOOL	WINSTON-SALEM	FORSYTH
NCD046148540	CENTRAL TRANSPORT	CHARLOTTE	MECKLENBURG
NCD003221868	CENTURY FURNITURE	HICKORY	CATAWBA
NONCD0001162	CHAMPION FINISHING CO	ASHEVILLE	BUNCOMBE
NONCD0001473	CHAMPION-PIGEON RIVER SEEP	CANTON	HAYWOOD
NCD991278680	CHEMCRAFT/SADOLIN PAINT PRODCUTS	WINSTON-SALEM	FORSYTH
NONCD0001206	CITY OF CHARLOTTE	CHARLOTTE	MECKLENBURG
NONCD0002953	CORNELL DUBLIER ELECTRONICS (FRMR)	FUQUAY VARINA	WAKE
NCD006556963	CR INDUSTRIES	GASTONIA	GASTON
NCN000410174	DALY-HERRING COMPANY/PRILLAMAN	KINSTON	LENOIR

NCN000405052	DAVIDSON ASBESTOS	DAVIDSON	MECKLENBURG
NONCD0001141	DIAZIT COMPANY	YOUNGSVILLE	FRANKLIN
NONCD0002996	DICEY MILLS	SHELBY	CLEVELAND
NONCD0002624	DODSON EXTERMINATIONS/US CELL	JACKSONVILLE	ONslow
NONCD0001625	DOMINION TEXTILES (USA)	HICKORY	CATAWBA
NONCD0001663	EATON FACILITY (FORMER)	FLETCHER	HENDERSON
NONCD0001679	ELOX CORPORATION FACILITY	DAVIDSON	MECKLENBURG
NONCD0003196	FAULKNER'S GULF GREENSBORO	GREENSBORO	GUILFORD
NCD067178707	FAWN PLASTICS	MIDDLESEX	NASH
NONCD0002956	FIE TOP ROAD SALT PILE	MAGGIE VALLEY	HAYWOOD
NONCD0001720	FLEET SUPPLY COMPANY – NONUST	WINSTON-SALEM	FORSYTH
NCD003154960	FLEMING LABORATORIES	CHARLOTTE	MECKLENBURG
NONCD0003119	FORWARD HIGH POINT PROPERTY	HIGH POINT	GUILFORD
NONCD0003149	GALLANT MARITIME	BEAUFORT	CARTERET
NONCD0001759	GELTMAN CORPORATION	CONOVER	CATAWBA
NCD050409150	GENERAL ELECTRIC	WILMINGTON	NEW HANOVER
NCD043679349	GENERAL TIRE & RUBBER CO	CHARLOTTE	MECKLENBURG
NCD009305699	GTE SYLVANIA, INC.	SMITHFIELD	JOHNSTON
NONCD0001219	HARLEE AVENUE CONTAMINATION	CHARLOTTE	MECKLENBURG
NONCD0002809	HIGH POINT ENTERPRISE	HIGH POINT	GUILFORD
NCD062571658	HONEYWELL MICRO SWITCH DIV.	MARS HILL	MADISON
NCD000770487	IMC/INTERNATIONAL MINERALS & CHEM	WINSTON-SALEM	FORSYTH
NONCD0003200	INDUSTRIAL DRIVE TCE	WENDELL	WAKE
NCD049997786	INMONT CORP/BASF CORPORATION	MORGANTON	BURKE
NCD980557888	LENOIR CITY LANDFILL	LENOIR	CALDWELL
NONCD0003220	MAPLE AVENUE SOLVENTS	WILMINGTON	NEW HANOVER
NCD055167324	MITCHELL-BISSELL PLANT	ROSMAN	TRANSYLVANIA
NONCD0003225	NATIONAL SALVAGE FIRE	GOLDSBORO	WAYNE
NCD091572073	NATIONAL STARCH & CHEMICAL CO	LELAND	BRUNSWICK
NONCD0002873	NELLO TEER QUARRY-DENFIELD	DURHAM	DURHAM
NONCD0001655	RENTAL TOWEL AND UNIFORM	GRAHAM	ALAMANCE
NONCD0003105	SAAB BARRACUDA FACILITY	LILLINGTON	HARNETT
NONCD0002440	SAM'S MART #788	GREENSBORO	GUILFORD
NONCD0003219	SAWYER ROAD STOCKPILES – A	RALEIGH	WAKE
NONCD0003226	SAWYER ROAD STOCKPILES – B	RALEIGH	WAKE
NCD095458709	SCHRADER AUTOMOTIVE PRODUCTS DIV.	MONROE	UNION
NCD093338119	SCM CORP. GLIDDEN CINGS & RESINS	CHARLOTTE	MECKLENBURG
NCD000616516	SCOVILL INC/SECURITY PRODUCTS	MONROE	UNION
NCD071561864	SHERWIN WILLIAMS COMPANY	GREENSBORO	GUILFORD
NCD003951878	SQUARE D COMPANY	ASHEVILLE	BUNCOMBE
NCD091567065	STANADYNE, INC/DIESEL SYSTEMS	WASHINGTON	BEAUFORT

NONCD0002579	TALON ZIPPER FACILITY (FORMER)	STANLEY	GASTON
NONCD0002583	TAYLOR SALT & CHEMICAL	CHARLOTTE	MECKLENBURG
NONCD0002238	TERMINEX PEST CONTROL	WINSTON- SALEM	FORSYTH
NONCD0002587	TEXTILE PIECE DYEING	LINCOLNTON	LINCOLN
NONCD0002595	THOMSON CROWN WOOD PRODUCTS	MOCKSVILLE	DAVIE
NONCD0002599	TICAR CHEMICAL	ASHEVILLE	BUNCOMBE
NONCD0002600	TILLET CHEMICAL, INC	PINEVILLE	MECKLENBURG
NONCD0002611	TOWN CENTER PROJECT	CORNELIUS	MECKLENBURG
NONCD0000088	TRANS TECHNOLOGY (LUNDY)	CHARLOTTE	MECKLENBURG
NONCD0002972	TRIUMPH ACTUATION SYSTEMS	CLEMMONS	FORSYTH
NCD003184249	UNION CARBIDE CORP/EVEREADY	GREENVILLE	PITT
NONCD0002648	UNITED CHEM-CON-NONUST	LANSING	ASHE
NCD089903983	UNIVAR USA, INC	GREENSBORO	GUILFORD
NONCD0000003	VAN WATERS & ROGERS	CHARLOTTE	MECKLENBURG
NONCD0003222	W CUMBERLAND ST PCE	DUNN	HARNETT
NONCD0003223	WEAVER FERTILIZER WINSTON-SALEM	WINSTON- SALEM	FORSYTH
NONCD0003235	WEAVER FERTILIZER BROWNSBORO ROAD	WINSTON- SALEM	FORSYTH
NCD003195963	WESTINGHOUSE ELEC METER & LIGHT	RALEIGH	WAKE
NONCD0003235	WISCASSETT MILLS	ALBEMARLE	STANLY
NONCD0002760	WORTH CHEMICAL	CHARLOTTE	MECKLENBURG

Note: Inactive Hazardous Sites Branch staff are conducting work at many other sites not listed in Tables IV-5 and IV-6. Such work includes (1) assessing and abating risk from contaminated drinking water wells and indoor air where there are no identifiable responsible parties, (2) investigating responsible parties at higher priority sites, (3) preparing bankruptcy claims and overseeing contractor work conducted with receipts, (4) responding to requests for “No Further Action Status” reviews, (5) responding to spills, (6) screening of newly discovered sites and (7) responding to public inquiries on sites.

G. Imminent Hazard Sites

The division and the EPA are committed to addressing imminent hazard sites when identified. Table IV-7 provides a list of 16 sites where potential imminent hazards were reported, or where abatement activities continued in FY 2022-23. Their location, a site description, status, and funding source are also provided.

Table IV-7. SUMMARY OF IMMINENT HAZARD SITES

Site	City/Cou nty	Site Description	Status	Funding Source
Carolina Biological York Rd. - Residence	Elon/ Alamance	Trichloroethylene from an unknown source has contaminated groundwater and drinking water wells in the area.	IHSB continued the investigation of chlorinated solvent contamination in the area by conducting soil vapor sampling at a nearby student apartment complex, where it was determined that there is no risk of vapor intrusion related to the site. Additional work is unlikely due to issues gaining property access at other properties.	DWM/ Owner
Cinderella Knitting Mills	Kings Mountain/ Cleveland	Former textile mill with very elevated perchloroethylene (PCE) levels in soil, soil gas, indoor air, groundwater, surface water, and sediments. A large groundwater contamination plume extends off the property to a city park	Groundwater wells, Potts Creek, and indoor air are routinely monitored. Several areas within the onsite building continued to have elevated PCE in the indoor air. A Vapor Mitigation Subslab Pilot Test was conducted to determine	DWM

		which is bordered by a stream accessible to the public. PCE concentrations in the stream are of concern. Soil vapor levels exceeded vapor screening levels. In FY 2016-17, the EPA installed a passive vapor mitigation system in the onsite building to reduce PCE levels in the indoor air.	appropriate locations for blowers to enhance the passive system by forcing air movement. Based on the pilot study results, blowers were installed on five existing mitigation vents. Recent quarterly sampling indicated elevated indoor air concentrations in two additional areas. Two additional blowers were installed in the vents in those areas. Current results indicate the two additional blowers alleviated the issue. A health risk evaluation was performed on the surface water samples from Potts Creek and the results indicated a risk to recreators. The County Health Department plans to install warning signs. DWM collected downstream samples to determine an endpoint for the signage.	
Durham Parks- Lead	Durham/ Durham	Data included in a Duke University student's Master's Thesis indicated lead contaminated soil was found in three city parks due ash from historical waste incinerator operations.	City's environmental consultant conducted additional sampling and confirmed previous findings. City evaluating plans for additional sampling and pursuing eligibility for sites to enter PRLF Program.	Responsible Party
Geltman Corporation	Conover/ Catawba	Assessment work was initiated in May 2022, to update groundwater conditions and begin a vapor intrusion evaluation of the active facility on the property with soil gas testing. The results of the soil-gas sampling indicated TCE, PCE, and cis-1,2-DCE levels that required indoor air sampling. In June 2022, indoor air results indicated TCE and cis-1,2-DCE levels required immediate mitigation. Staff deployed six (6) air purification units and confirmed levels were within acceptable risk thresholds. IHSB coordinated a meeting with site facility workers, North Carolina DWM staff and toxicologists from the North Carolina Department of Health and Human Services (DHHS) to communication risk and assisted the property owner with plans for a permanent indoor air mitigation system.	A final report was received and reviewed in October 2022. Health Risk Evaluations were requested and generated in November 2022 and forwarded to property owner after meeting on November 15, 2022. The IHSB obtained property access from neighboring properties and drafted an expanded offsite vapor intrusion evaluation request, approved the work plan between October and November 2022. Additional expanded field work was completed in January 2023. Staff also developed a draft NORR in December 2022 for the property owner. The owner replaced APUs with six (6) of his own in January 2023. The IHSB upper management and NC DEQ consult met with the owner and executed the NORR in January 2023. March Indoor Air data was above NCDEQ guidance values. Additional Mitigation measures were implemented, and confirmation samples collected in April 2023. A permanent vapor mitigation system (VIMS) was installed in April 2023.	DWM/Owner
Industrial Drive TCE	Wendell/ Wake	A March 2022 Phase II ESA prepared for the UST Section indicated that high concentrations TCE were detected in a monitoring well located near a occupied building at concentrations exceeding vapor intrusion screening levels. The TCE was never fully investigated.	March 2023 indoor air (IA) testing showed TCE levels exceeded commercial screening levels. HVAC adjustments were used to reduce TCE levels to acceptable levels. Confirmation sampling performed in June 2023 shows TCE concentrations remain at acceptable levels. The responsible party plans to seal cracks in the floor and determine if other action needed. Follow-up IA testing is planned for late fall 2023.	Responsible Party
Kayser-Roth – Graham-C	Graham/ Alamance	During routine groundwater monitoring, unexpectedly high solvent concentrations were detected in a groundwater monitoring well near DSCA & IHSB site. The concentrations detected were much higher than previous results in that well.	Final soil gas and groundwater testing report completed in September. No further VI work needed. PCE still present in groundwater at concentration exceeding the 2L groundwater standard. All businesses and homes in area are on city water.	DWM
Mallard Creek Polymers	Charlotte/ Mecklenburg	On February 18, 2022, the IHSB was notified of a release of styrene due to a product line gasket failure at a 150-acre facility The total calculated discharge was 8,253 gallons, most of which was	IHSB staff received the final abatement report on March 7, 2023, and subsequently approved the documented abatement actions. A no-further action letter was issued in September 2023.	Responsible Party

Styrene Release		observed to have been released into the secondary containment area. However, a crack in the secondary containment, resulted in a discharge of into a storm water pond.		
Mullinex Grocery	Troy/Montgomery	Chlorinated solvents discovered in drinking water wells during a UST investigation.	Due to a change in property ownership, IHSB was able to conduct groundwater and soil vapor sampling on a potential source property after investigating chlorinated solvent contamination off-site in previous years. Groundwater is contaminated on at least three properties but the risk for vapor intrusion was not exceeded. Since public water is available in the area, and the remaining property owners will not grant DWM access to sample their properties, there is no further work planned at this time.	DWM
Red Wolves Fertilizer Discharge	Clyde/Haywood	On July 14, 2022, a truck hauling liquid fertilizer overturned on the side of the I-40 eastbound lane. 2,700 gallons of liquid fertilizer was discharged onto the shoulder of the road. The discharge was located approximately 350 feet from Walters Lake.	A partial abatement was performed in August 2022. Stream and sediment sampling indicated that Walters Lake was not affected. The discharge incident was entered into the IHSB inventory as an open site with an undetermined volume of contaminated soil remaining that could not be removed without impacting the interstate roadway. Another round of stream and lake sampling is being required for the responsible party to conduct by March 2024.	Responsible Party
Rosemary Complex	Roanoke Rapids/Halifax	A former textile facility with chlorinated solvent contamination in groundwater, including PCE and TCE. There is a concern that groundwater contamination may move off-site and pose a vapor intrusion concern at the residential and commercial structures located downgradient.	The EPA conducted groundwater, soil vapor, and surface water sampling on site, along the site boundary, and down-gradient of the site to characterize offsite contaminant migration and vapor intrusion risk. Levels of chlorinated solvents were present on and off-site, but not at levels that pose an exposure risk. There is no further work planned for this site.	USEPA
Saddler Road – Turpentine Release	Charlotte/Mecklenburg	On June 10, 2022, IHSB received information that a landlord applied turpentine to the perimeter and crawlspace of a home at 4818 Sadler Road. This application led to immediate vapors entering the home with the tenant contacting the local fire department. Application of turpentine was used as a pest deterrent.	IHSB requested that a water sample be collected from the water supply well at the property. A sample was collected by Mecklenburg County Groundwater Services (GS) on August 4, 2022. Laboratory results were received on August 24, 2022. No contaminants of concern were detected. The site incident was closed with a site screening file, number SSF000001149, being created.	Mecklenburg County Government GS
South Tunnel Road Solvents	Asheville/Buncombe	Chlorinated solvents were found above the state's 2L groundwater standards around a former Sears Tire and Auto Store. Successive offsite investigations conducted by the IHSB orphan contractor finally indicated that the source for these solvents were from a former drycleaner that is located to the northeast of the former Sears store.	The former drycleaner, Specialty Cleaners, operated until the mid-1970's when the property was redeveloped into the current commercial building. The current property owner was unaware of historic drycleaning operations. IHSB provided the property owner an application to the Dry-Cleaning Solvent Cleanup Act (DSCA) Program, which accepted the Site into the program as an abandoned facility. A DSCA contractor has performed sub-slab soil gas and indoor air sampling, and is currently performing additional soil, groundwater, and vapor intrusion investigation activities.	DWM
Stat Inc: Red Hill - Hydrofluorosilic Acid Spill	Red Hill/Caldwell	A 24% hydrofluorosilicic acid spill, on September 7, 2022, from a tanker truck owned by Stat Incorporated (Lenoir, NC) that was carrying 4,400 gallons of hydrofluorosilicic acid.	Spill was fully contained, cleaned-up to visual indicators and all material or waste is properly handled.	Responsible Party

TMI Services Inc. - Paint Release	Charlotte/Mecklenburg	A spill of approximately 350 gallons of "Water Born Paint" occurred in April 2022 at an exit ramp. Methanol was released to soil.	Final abatement actions were completed on September 20, 2022. Report was submitted in February 2023.	Responsible Party
Weaver Fertilizer Fire	Winston-Salem/Forsyth	Historical operations at this facility included the blending and storage of fertilizers used in agriculture applications. On January 31, 2022, a fire occurred at the facility. Consequently, several NCDEQ agencies were involved in managing the environmental risks. Following the extinguishment of the fire, the IHSB was tasked with overseeing the assessment of the site.	On July 18, 2022, a remedial investigation work plan was received and approved. Field activities in support of this remedial investigation were completed by the end of January 2023. The RI Report Phase I was received on March 24, 2023. A RI Phase II workplan will be submitted in the Fall 2023.	Owner
Yadkin Road Circle K	Fayetteville/Cumberland	TCE from an unknown source was detected in groundwater during a UST investigation. Concentrations exceed vapor intrusion screening levels and vapor intrusion investigation needed at adjacent shopping center.	Initial soil Gas & groundwater testing completed in April 2023, based on results second phase of soil gas sampling planned.	DWM

H. Summary of the Inactive Hazardous Sites Cleanup Fund (Funds 6372 and 6379) and the National Priorities List Cost Share Fund (Fund 6375) for FY 2022-23

1. Inactive Hazardous Sites Cleanup Fund (6372) FY 2022-23

Beginning Cash Balance		\$261,249
Deposits (FY 2022-23)		
	Appropriations	\$400,000
	No Further Action review fees	\$2,000
	Bankruptcy income	\$0
	Total Deposits	\$402,000
Expenditures (FY 2022-23)		
	Orphan priority site sampling/remediation/alternate water supplies	\$377,460
	Total Expenditures	\$377,460
Ending Cash Balance		\$285,789
Obligations		
	Remediation, laboratory, and bottled water contract obligations*	\$157,084
	Total Current Obligations	\$157,084
	*-Encumbered under contracts.	
Available Untasked Funds at End of FY 2022-23		\$128,705

2. Revenue Dedicated to the Pre-Regulatory Landfills (Fund 6379) FY 2022-23

Beginning Cash Balance		\$19,212,660
Deposits (FY 2021-22)		
	Tax (actual total income)	\$12,366,463
	Administrative expense overcharge refund	\$0
	Total Deposits	\$12,366,463
Expenditures (FY2021-22)		
Contracts		\$9,453,128
	Local government reimbursement	\$218,908
	Transfer to DWM Solid & Hazardous Waste Programs	\$500,000

	Operating budget:	
	PRLF operating budget	\$749,840
	Inactive Hazardous Sites operating budget	\$561,522
	Combined operating budget	\$1,311,362
	Total Expenditures	\$11,483,399
Ending Cash Balance		\$20,095,724
Total Current Contract and Local Government Obligations		
	(Encumbrances not yet Paid)	\$4,658,795
Current Effective Cash Balance		\$15,436,929

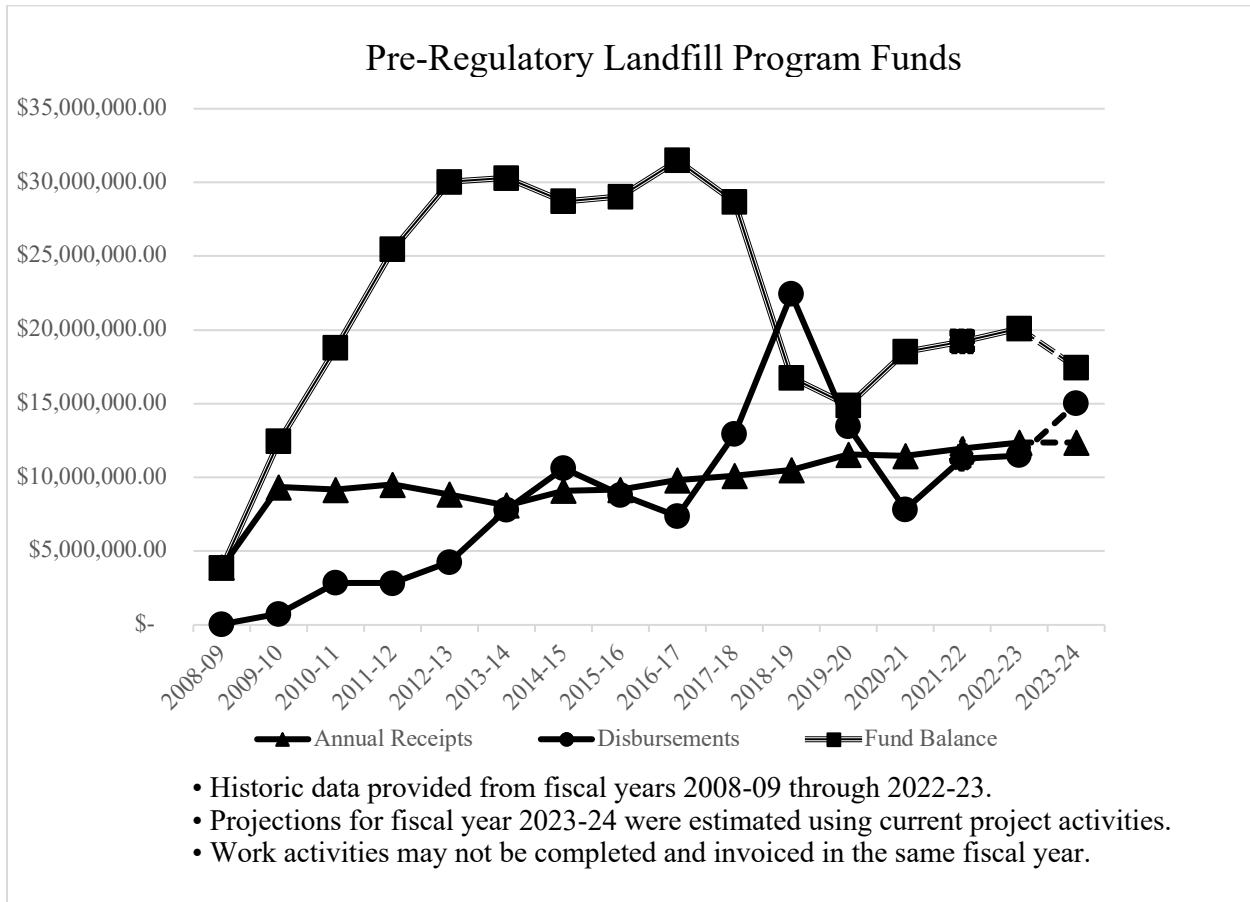
A portion of a solid waste disposal tax established by the legislature is dedicated toward contracting assessment and remediation at uncontrolled pre-regulatory landfills and to fund staff to implement the program. These funds are also used to fund a portion of the staff overseeing work at other Inactive Hazardous Waste Sites.

A table and graph depicting the fund income and expenditures by years is below.

Fiscal Year	Annual Receipts	Disbursements	Fund Balance
2008-09	\$ 3,904,260.91	\$ 46,846.21	\$ 3,857,414.70
2009-10	\$ 9,338,017.99	\$ 749,888.22	\$ 12,445,544.47
2010-11	\$ 9,175,887.91	\$ 2,846,727.53	\$ 18,774,704.85
2011-12	\$ 9,521,021.27	\$ 2,824,888.81	\$ 25,470,837.31
2012-13	\$ 8,850,589.92	\$ 4,273,171.09	\$ 30,048,256.14
2013-14	\$ 8,097,660.71	\$ 7,834,699.76	\$ 30,311,217.09
2014-15	\$ 9,094,712.92	\$ 10,629,385.28	\$ 28,712,428.51
2015-16	\$ 9,173,960.00	\$ 8,832,144.00	\$ 29,054,245.00
2016-17	\$ 9,816,029.45	\$ 7,378,389.70	\$ 31,491,884.47
2017-18	\$ 10,113,745.73	\$ 12,918,429.82	\$ 28,687,200.38
2018-19	\$ 10,509,092.00	\$ 22,422,020.00	\$ 16,774,272.38
2019-20	\$ 11,560,035.01	\$ 13,447,047.00	\$ 14,887,260.39
2020-21	\$ 11,464,201.14	\$ 7,834,580.96	\$ 18,516,482.18
2021-22	\$ 11,959,297.00	\$ 11,263,119.00	\$ 19,212,660.18
2022-23	\$ 12,366,462.76	\$ 11,483,399.16	\$ 20,095,723.78
2023-24	\$ 12,367,000.00	\$ 15,000,000.00	\$ 17,462,723.78

Projections for fiscal year 2023-24 were estimated using current project activities.

Figure IV-1 Pre-Regulatory Landfill Program Funds



3. National Priorities List Cost-Share Fund (Fund 6375) FY 2022-23

Estimated cost of federal trust fund/North Carolina cost-share cleanups	\$123,916,300
North Carolina's 10 percent cost-share for pending/ongoing cleanups	\$12,391,630*
Total fund disbursements for cost-share payments	\$9,640,974
Balance as of June 30, 2022	\$3,925,026
Encumbered amount of the fund balance for cost-share payments	\$1,712,324
Encumbered amount for Cape Fear Wood contract	\$56,746
Effective Cash Balance	\$2,155,956

*Cleanup cost estimates are not yet available for all sites. The cost-share figure will increase as cost estimates become available. Other sites may be added to the National Priorities List that will require a state cost-share. This account is also used to pay for the state's operation and maintenance obligations at these sites. The fund has no continuing source of income.

Chapter V: Solid Waste and Materials Management

A. Executive Summary

North Carolina General Statute 130A-309.06 (c) requires the NCDEQ to annually report the status of solid waste management efforts in the state to the North Carolina General Assembly's Environmental Review Commission and Fiscal Research Division.

The Demographer's Office in the N.C. Office of State Budget and Management reported that North Carolina's population increased by 1.26 percent between FY 2021-22 and FY 2022-23, while the amount of waste disposed of in municipal solid waste landfills and construction and demolition landfills increased by 0.09 percent from an adjusted disposal amount of 14,024,453 tons in FY 2021-22. A total of 14,037,108 tons of solid waste originating from North Carolina Counties was disposed of at in-state and out-of-state facilities – an increase in disposal of 12,655 tons from the previous fiscal year. During FY 2020-21, the rule review and readoption process required by G.S. 150B-21.3A and initiated in 2013 was completed for the solid waste management rules in Title 15A, Subchapter 13B of the Administrative Code. As a part of the readoption process, the rules in Section .1700 of Subchapter 13B pertaining to coal combustion by-products were updated to be consistent with changes made to the General Statutes in the Coal Ash Management Act of 2014 (CAMA), including changes made to the annual reporting requirements. CAMA required in G.S. 130A-309.204(c) that annual reporting on the generation of coal combustion residuals (CCR) and coal combustion products (CCP) was required for public utilities only, and not for other generators of CCR or CCP.

Two current North Carolina public utilities generating CCR and CCP reported that they disposed of 176,347 tons of CCR in municipal solid waste (MSW) landfills and did not dispose of any CCP in structural fills in FY 2022-23. CCP was instead sent for beneficial use within STAR® Units located at Duke Energy's Buck, Cape Fear, and H.F. Lee facilities. Disposal of produced and excavated ash material in coal ash monofills, which are special landfills that contain only coal ash waste, has increased as excavation of ash basins continues across North Carolina in accordance with the Consent Order signed in February of 2020 directing Duke Energy to excavate more than 80 million tons of coal ash from open, unlined impoundments at several locations and place the excavated coal ash in onsite lined landfills. During FY 2022-23, 3,720,573 tons of CCR were placed in coal ash monofills.

Data used in this report, along with other subsidiary reports, is available online at:

<https://deq.nc.gov/about/divisions/waste-management/solid-waste-section/solid-waste-facility-lists-presentations-and-annual-reports/solid-waste-management-annual-reports>.

1. Key Findings FY 2022-23

- The in-state and out-of-state Municipal Solid Waste (MSW) and Construction and Demolition Debris (C&D) disposed of in North Carolina plus the waste that was generated in North Carolina and disposed of in out-of-state facilities amounted to 14,037,108 tons in FY 2022-23.
- The 89 sanitary landfills permitted and operating in North Carolina reported disposing of a total of 13,966,261 tons of MSW and C&D solid waste, including waste imported from out-of-state.
- Municipal and C&D solid waste reported as disposed of in North Carolina originating from South Carolina was 63,910 tons and Virginia was 30,493 tons for a total of 94,403 tons from out-of-state sources.
- Waste exported to Georgia [68,566 tons], South Carolina [198,529 tons], Tennessee [110,644 tons], and Virginia [101,602 tons] amounted to 479,341 tons.
- The remaining capacity for the 41 active MSW landfills in North Carolina calculates to approximately 28 years of municipal solid waste at the FY 2022-23 rate of disposal.
- Industrial waste disposal amounted to 4,021,880 tons for FY 2022-23.
 - North Carolina industrial waste is now predominantly from producers of paper products (pulp and paper sludges) with contributions from the electric energy industry (CCR).
- The per capita rate of North Carolina waste disposed into in-state and out-of-state MSW and C&D landfills has remained steady at 1.31 tons per person within range of the last 3 fiscal years.
- Coal ash disposal in a MSW landfill did not affect the per capita disposal rate in FY 2022-23 as shown in Table V 1 below.
- Excavated Coal Combustion Residuals (CCR) from Duke Energy coal ash impoundments totaling 3,170,874 tons were reported as disposed of in onsite landfills in FY 2022-23.
- Flue gas desulfurization (FGD) waste produced from Duke Energy coal-fueled plants totaled 491,402 tons; however, 634,797 tons of produced and excavated FGD waste were credited as beneficially used.

- Local government recycling programs diverted 430,212 tons of household recyclables (glass bottles and jars, plastic containers, metal cans, paper, cartons, and cardboard), which resulted in greenhouse gas savings of 1,136,754 metric tons of carbon dioxide equivalent.
- Additional recyclables recovered by local government programs totaled 1,067,310 tons which include yard waste, food waste, scrap metal, tires, electronics, textiles, construction and demolition debris, and other hard-to-recycle materials such as batteries, paint, automotive fluids, and chemicals.
- DEQ recycling grants continued to support important market investments, including material recovery facility (MRF) upgrades, plastic recycling expansions, glass recycling improvements, and food waste diversion.

2. Departmental Considerations and Recommendations

- The General Assembly is encouraged to consider ways to support the increased recovery and recycling of food waste which is estimated to make up nearly one-quarter of residential landfilled waste.
- The General Assembly is encouraged to consider the new tire advanced disposal fee to better support local recycling programs.
- Due to the increased presence of and discovery of emerging contaminants like 1,4, dioxane and PFAS and PFOA, the general assembly is encouraged to consider requiring all sanitary landfills, and construction and demolition debris landfills, in particular, to be constructed with a composite base liner system and leachate collection. While this will increase operational costs to some facilities, it will decrease the contamination of valuable state groundwater resources.

B. Solid Waste Management

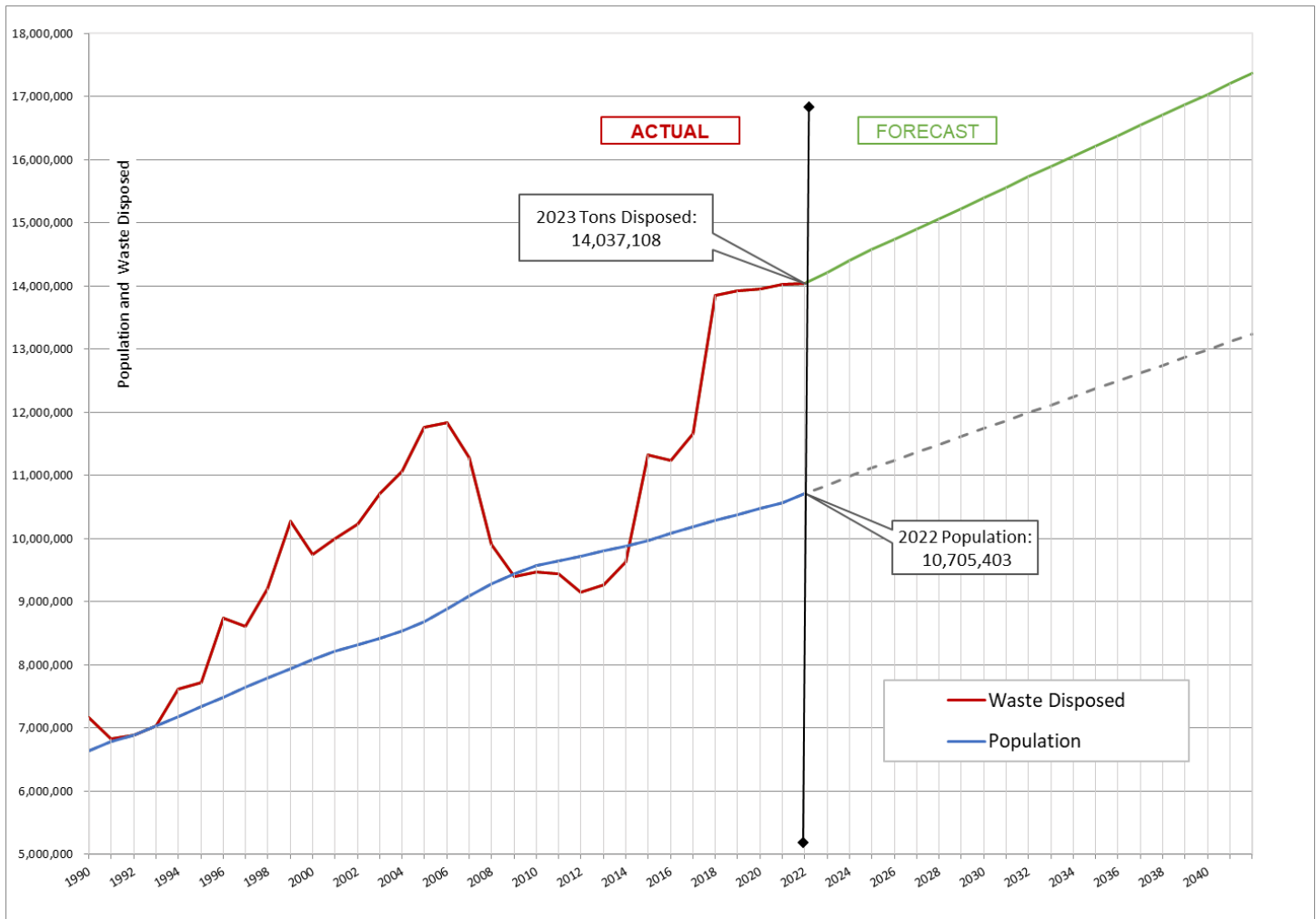
Waste types handled at North Carolina facilities include municipal solid waste, industrial waste, construction and demolition waste, land-clearing waste, scrap tires, medical waste, compost, and septage.

Coal combustion residuals, or CCR, classified as industrial waste generated at North Carolina's six electric power plants, have received much study and attention because of the Coal Ash Management Act of 2014. The Act requires that the coal ash in surface water disposal impoundments be removed and the ash be placed into lined landfills or recovered. In recent years, CCR has primarily been disposed of in onsite industrial landfills at power plants or recovered for beneficial use primarily in the cement industry.

1. Municipal Solid Waste (MSW) and Construction and Demolition (C&D) Landfill Disposal

North Carolina generated and disposed of a total of 14,037,108 tons of waste (generated during the fiscal year) into MSW and C&D landfills within the state and out-of-state. This represents an increase of 12,655 tons of waste from the previous fiscal year. Figure V 1 below displays the history of disposal of waste since 1991. For each fiscal year, the tonnage figure represents the material that was generated during that year that entered disposal facilities.

Figure V- 1 MSW and C&D 20-Year Disposal Forecast



Note: Population data is from the North Carolina Office of State Budget and Management (OSBM) State Demographer website: <https://www.osbm.nc.gov/demog/county-projections> for Annual County Populations available at the following web link: <https://www.osbm.nc.gov/population-projections-age-group-data/download?attachment>

Solid waste exported from North Carolina generators to out-of-state landfills located in Georgia, South Carolina, Tennessee, and Virginia totaled approximately 479,341 tons in FY 2022-23. During that period, North Carolina landfills received and disposed of approximately 94,403 tons of waste that originated from South Carolina and Virginia. In addition to normal MSW and C&D wastes, other post-industrial or business cleanups that are safely disposed of in lined MSW landfills include petroleum-contaminated soils from leaking storage tanks under the Division of Waste Management's Underground Storage Tank Section and wastes from development at industrial facilities under the Division of Waste Management's Brownfields Program. In past years, the cleanup from tropical storms created noticeable spikes in waste generation and disposal.

Tables related to waste disposal per county, facility, and per capita can be found at:

<https://deq.nc.gov/about/divisions/waste-management/solid-waste-section/solid-waste-facility-lists-presentations-and-annual-reports/solid-waste-management-annual-reports>.

2. Coal Combustion Residual (CCR) and Product (CCP) Generation, Disposal, and Reuse

North Carolina public utility generators of CCR and CCP recorded 176,347 tons of generated coal ash disposed of in MSW or non-coal ash industrial landfills, during FY 2022-23.

Produced and excavated ash material removed from coal-fueled plants and coal ash impoundments were reported as not used in structural fill projects. The reporting of zero placement of CCR and CCP within structural fills is a result of being governed by the Coal Ash Management Act of 2014, beneficial use within STAR® Units located at Duke Energy's Buck,

Cape Fear, and H.F. Lee facilities, as well as better recovery systems. Disposal of produced and excavated ash material in coal ash monofills has increased as excavation of ash basins continues across North Carolina. Within FY 2022-23, 3,720,573 tons of CCR were placed in coal ash monofills.

Table V 1 shares information on the disposition of coal combustion wastes that intersected with landfill disposal. The information is derived from reporting of the two public utility companies that generate ash at their facilities across North Carolina.

Table V- 1 Coal Combustion By-Products and Impoundment Excavation

Generator Annual Reporting	Coal Combustion By-products (tons) generated FY 2022-23		Ash (tons) excavated from impoundment
	Ash	Gypsum	
Total produced	396,235	491,405	3,170,874
Used as Structural Fill	-	-	-
Other Beneficial Uses	1,234,223	634,797	198,022
Disposed in MSW and Industrial Landfills [not Coal Ash monofills]	176,347	-	-

- Recycling efforts continue to increase at industrial facilities statewide.
- Management of CCR, which consists of bottom and fly ash, is produced from coal-fired electric power plants and is disposed of in onsite CCR landfills. Coal combustion products (CCP) in the form of ash are predominantly reused as an ingredient in cement.
- Flue gas desulphurization (FGD) residuals, or synthetic gypsum, is the primary ingredient in drywall.
- Fly ash, slag, and bottom ash can be used as construction material such as gravel or fill.
- Session Law 2016-95 revising the Coal Ash Management Act of 2014, required that Duke Energy provide ash beneficiation projects capable of processing 300,000 tons of ash, reclaimed from surface impoundments, for cementitious products. The STAR® Units have been placed in service. Duke Energy has been addressing production challenges and will continue to take measures to improve feed ash quality as well as pursue equipment modifications to increase production.
- Duke Energy has three recycling sites in North Carolina located at the Buck Station (Spencer, N.C.), HF Lee Station (Goldsboro, N.C.) and Cape Fear (Moncure, N.C.).
- Duke Energy reported in FY 2022-23 that 634,797 tons of gypsum were sent to the drywall or wallboard industry for reuse.

3. Solid Waste Tax

The N.C. Department of Revenue reported solid waste tax distribution of \$25,695,985, which equates to 12,804,503 tons of taxable solid waste going into landfills within North Carolina and through transfer stations to landfills in neighboring states. The gap between reported disposed tonnage and tax-paid tonnage was due to waste at federally owned landfills on military bases and some specific waste streams received at MSW facilities (for example, biosolids) that are exempt from the solid waste tax. In addition, the large amount of excavated CCR impoundment wastes was not taxed because they were not transferred through a permitted solid waste facility.

Revenue from the solid waste tax was distributed to:

- Inactive Hazardous Sites Cleanup Fund – 50 percent is used to fund the assessment and remediation of pre-1983 landfills
- Local governments – 18.75 percent to counties and 18.75 percent to municipalities to assist with their waste and materials management programs
- General Fund – 12.5 percent

The Solid Waste Tax proceeds and distribution are summarized in TableV 2 below.

Table V- 2 N.C. Dept. of Revenue Solid Waste Tax Distribution

PROCEEDS	1st Quarter	2nd Quarter	3rd Quarter	4th Quarter	Totals
PROCEEDS AVAILABLE FOR DISTRIBUTION BEFORE COST	\$ 6,005,706.90	\$ 7,207,574.29	\$ 6,099,323.00	\$ 6,383,380.37	\$ 25,695,984.56
LESS: REIMBURSEMENT UNDER SESSION LAW 2007-543	\$ -	\$ -	\$ -	\$ -	\$ -
LESS: COST OF COLLECTING	\$ 21,376.87	\$ 22,597.67	\$ 21,450.37	\$ 21,554.59	\$ 86,979.50
PROCEEDS AVAILABLE FOR DISTRIBUTION	\$ 5,984,330.03	\$ 7,184,976.62	\$ 6,077,872.63	\$ 6,361,825.78	\$ 25,609,005.06

DISTRIBUTION OF PROCEEDS					
INACTIVE HAZARDOUS SITES CLEANUP FUND (50%)	\$ 2,992,165.02	\$ 3,592,488.32	\$ 3,038,936.32	\$ 3,180,912.89	\$ 12,804,502.55
AMOUNT AVAILABLE TO DISTRIBUTE TO CITIES (18.75%)	\$ 1,122,061.89	\$ 1,347,183.12	\$ 1,139,601.12	\$ 1,192,842.34	\$ 4,801,688.47
AMOUNT AVAILABLE TO DISTRIBUTE TO COUNTIES (18.75%)	\$ 1,122,061.89	\$ 1,347,183.12	\$ 1,139,601.12	\$ 1,192,842.34	\$ 4,801,688.47
GENERAL FUND (12.5%)	\$ 748,041.23	\$ 898,122.06	\$ 759,734.07	\$ 795,228.21	\$ 3,201,125.57
TOTALS	\$ 5,984,330.03	\$ 7,184,976.62	\$ 6,077,872.63	\$ 6,361,825.78	\$ 25,609,005.06

COMMENTS:

1. Solid waste disposal taxes are levied pursuant to Article 5G of Chapter 105 which provide for a per capita distribution of the proceeds.
2. A city or county is excluded from the distribution under Article 5G if it does not provide solid waste management programs and is not responsible by contract for payment for these programs and services, unless it is served by a regional solid waste management authority established under Article 22 of Chapter 153A of the General Statutes.

Note: Totals do not match DEQ budget reports for FY22-23 due to the timing of distributions from N.C. Department of Revenue (NCDOR). The table above was compiled using the following NCDOR data:

- 1st Quarter FY22-23: <https://www.ncdor.gov/solid-waste-disposal-tax-distribution-quarter-ending-09-30-2022>
- 2nd Quarter FY22-23: <https://www.ncdor.gov/solid-waste-disposal-tax-distribution-quarter-ending-12-31-2022>
- 3rd Quarter FY22-23: <https://www.ncdor.gov/solid-waste-disposal-tax-distribution-quarter-ending-03-31-2023>
- 4th Quarter FY22-23: <https://www.ncdor.gov/solid-waste-disposal-tax-distribution-quarter-ending-06-30-2023>

4. Per Capita Disposal Rate

Table V 3 below shows the history of North Carolina's per capita disposal rate, including the impact of including excavated CCR on that rate. The table shows the baseline measurement of solid waste disposal in the benchmark years of FY 1990-91 and 1991-92 as well as the most recent 17 fiscal years. Two calculations were performed to determine per capita waste this fiscal year – one showing disposal per capita for wastes generated during the fiscal year and the other including both generated waste plus excavated CCR.

Table V- 3 North Carolina's Per Capita Disposal Rate

Fiscal Year	NC Population	MSW and C&D Disposed [tons]	MSW per Capita [tons]	Coal Ash Disposed [tons]	MSW minus Coal Ash Disposed [tons]	MSW minus Coal Ash Disposed per Capita [tons]
2022-23	10,705,403	14,037,108	1.26	0	14,037,108	1.26
2021-22	10,556,299	14,024,453	1.33	0	14,024,453	1.33
2020-21	10,587,440	13,949,017	1.32	0	13,949,017	1.32
2019-20	10,508,254	13,916,869	1.32	127,005	13,789,864	1.31
2018-19	10,401,960	13,846,258	1.33	32,809	13,813,449	1.35
2017-18	10,283,255	11,651,999	1.13	643,808	11,008,191	1.07
2016-17	10,155,942	11,385,939	1.12	1,678,882	9,707,057	0.96
2015-16	10,056,683	11,323,734	1.13	743,822	10,579,912	1.05
2014-15	9,953,687	9,635,874	0.97	Not Measured Prior to FY15-16	9,635,874	0.97
2013-14	9,861,952	9,273,571	0.94		9,273,571	0.94
2012-13	9,765,229	9,149,130	0.94		9,149,130	0.94
2011-12	9,669,244	9,443,380	0.98		9,443,380	0.98
2010-11	9,586,227	9,467,045	0.99		9,467,045	0.99
2009-10	9,382,609	9,395,457	1.00		9,395,457	1.00
2008-09	9,227,016	9,910,031	1.07		9,910,031	1.07
2007-08	9,069,398	11,284,712	1.24		11,284,712	1.24
2006-07	8,860,341	11,837,104	1.34		11,837,104	1.34
2005-06	8,682,066	11,765,183	1.36		11,765,183	1.36
1991-92 [Benchmark]	6,781,321	7,257,428	1.07		7,257,428	1.07
1990-91	6,632,448	7,161,455	1.08		7,161,455	1.08

Note: MSW disposal data were updated based on additional report submittals.

5. Municipal Solid Waste Landfill Capacity

The total remaining capacity of North Carolina's 41 active permitted MSW landfills measures approximately 364 million cubic yards, equating to approximately 379 million tons based on a calculated average compaction rate of 1.04 tons of waste per cubic yard of air space. The capacity does not distinguish between imported or exported waste. The state capacity calculates to 28 years of waste disposal should the rate of landfill use remain steady at last fiscal year's rate of approximately 11.4 million tons per year for all active MSW landfills. Continued efforts to increase recycling and material diversion will help maximize landfill capacity.

Landfill capacity in the state is currently sufficient, and all regions have access to adequate disposal capacity. However, the state's landfill capacity is not uniformly available statewide due to permit conditions, franchise arrangements, service areas, population densities, and distances. Some regions have limited disposal options and may be subject to higher disposal costs and possible disruptions in service should facilities close or fuel costs become prohibitive due to transport to distant facilities. As some landfills come to capacity in the next 8-10 years, the availability and convenience of municipal solid waste disposal facilities will change and some areas will have less access than they do currently.

As shown in Table V 3 above, the disposal of coal ash in MSW landfills did not occur in FY 2022-23. The downward trend for the past several years has favorably affected MSW landfill capacity in the State.

Tabulation of MSW and C&D landfill capacity can be found in the FY 2022-23 Landfill Capacity Report contained on the following website: <https://deq.nc.gov/about/divisions/waste-management/solid-waste-section/solid-waste-facility-lists-presentations-and-annual-reports/solid-waste-management-annual-reports>.

6. Industrial Landfill Disposal

In North Carolina, 11 out of 13 active permitted industrial landfills disposed of various types of industrial waste originating from internal operations. The majority of industrial landfills are located where the waste is produced. The largest volume of waste disposed into industrial landfills is at electric power plants and from the paper product industry, which disposes of sludge and wood ash. Tabulation of landfilled industrial waste can be found in the FY 2022-23 Solid Waste Management Annual Report folder, located online at: <https://deq.nc.gov/about/divisions/waste-management/solid-waste-section/solid-waste-facility-lists-presentations-and-annual-reports/solid-waste-management-annual-reports>.

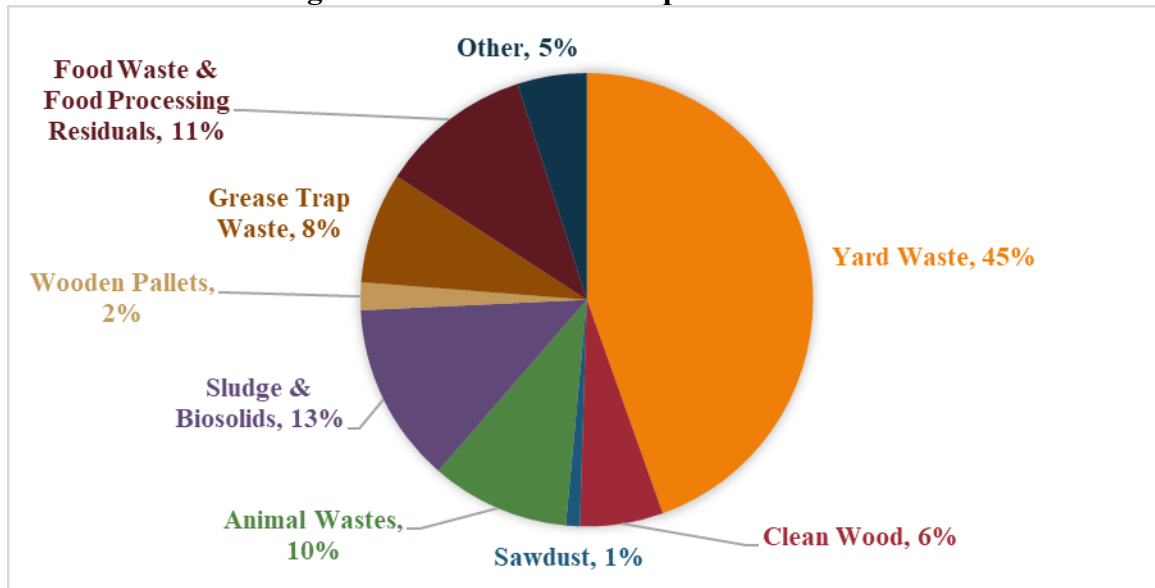
7. Composting and Mulching

A total of 58 composting and an additional 16 permitted mulching operations continued to divert organics from the municipal solid waste stream.

Composting operations diverted 18,469 tons of food residuals produced from industrial food processors with an additional 34,263 tons of yard waste, wood waste, biosolids, and other wastes.

The combined composting and mulching operations managed more than 480,000 tons of feedstocks in FY 2020-21. Waste diversion through these operations continues to grow in importance. Currently, food waste diversion accounts for only 11 percent of feedstocks processed – an increase of two percent more than last year. These facilities have the available capacity to increase food waste diversion in North Carolina. Figure V 2 Feedstocks Composted / Mulched below shows the fractions of materials used as feedstocks.

Figure V- 2 Feedstocks Composted / Mulched



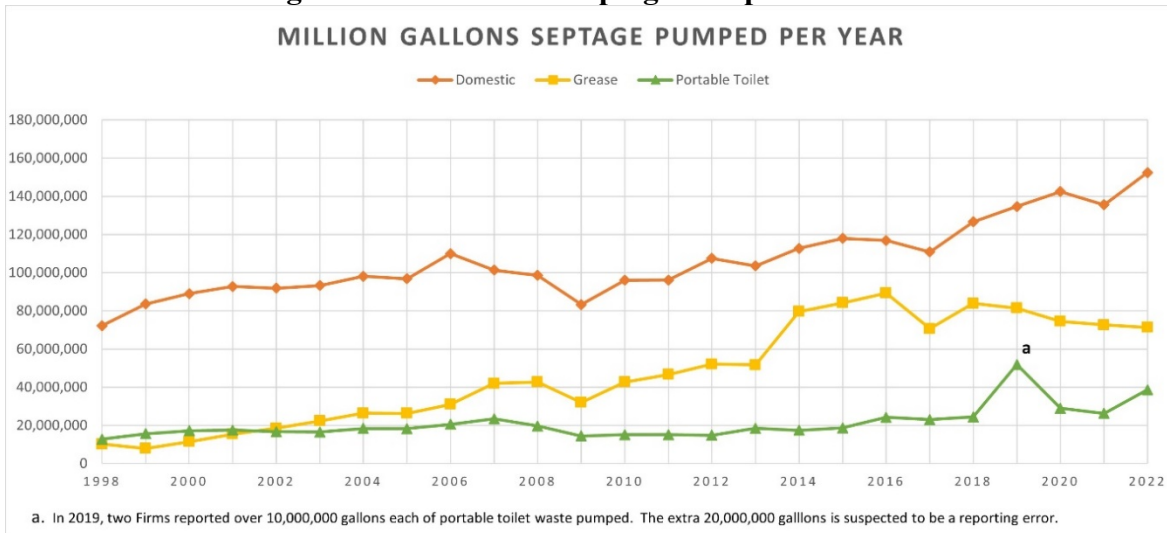
8. Land Application

Septage waste land application is accomplished through staff permitting and compliance activities for more than 620 septage haulers, 197 septage detention or treatment (dewatering) facilities, and 110 land application sites (representing 1,700 acres).

While most of the land-applied waste is septic tank, portable toilet, and restaurant grease trap waste, the program also assists waste generators with other wastes and by-products to determine if they are suitable for beneficial use through land application. Examples of beneficially reused waste include wood ash and tobacco dust. Best management practices are followed for each by-product to assure the protection of public health and the environment after evaluation by staff and are included in the site operational plans.

Since septage haulers are permitted on a calendar year basis, the volumes of septic tank (domestic septage), portable toilet, and grease trap wastes pumped are reported for the previous calendar year. Approximately 262,519,064 gallons total of domestic septage, grease septage, and portable toilet waste was pumped in the calendar year 2022 compared to 234,498,657 pumped in the calendar year 2021. The increase in total septage pumped from 2021 to 2022 was primarily due to a reported increase in the amount of domestic septage and portable toilet waste pumped. The reported increase in domestic septage and portable toilet waste pumped may reflect a start to the return of business as normal after the pandemic and an increase in construction projects. Figure V 3 below shows the gallons of septage pumped per year.

Figure V- 3 Gallons of Septage Pumped Per Year



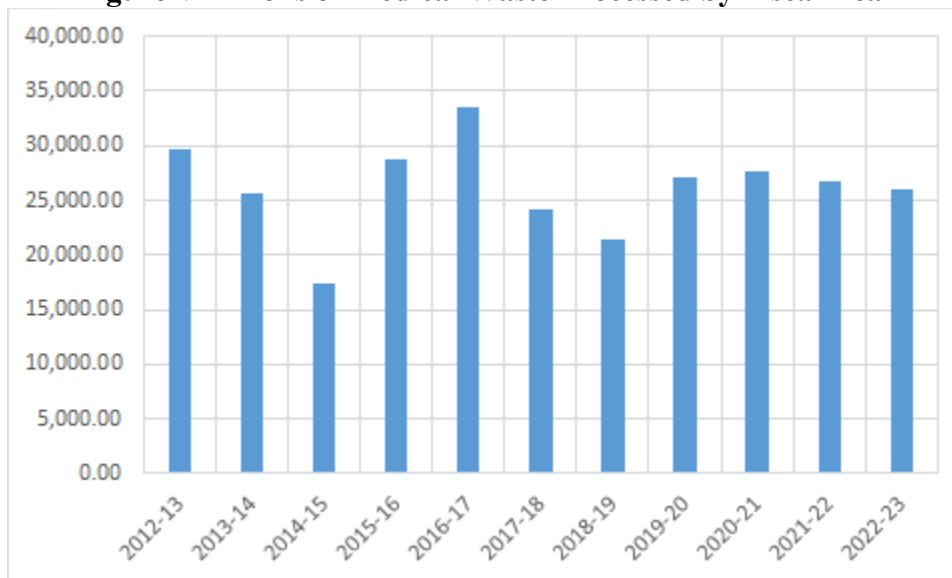
9. Medical Waste

During FY 2022-2023, four permitted medical waste treatment facilities that receive waste from off-site operated in the state. There are also nineteen alternative medical waste treatment technologies approved for use in the state that operate using a combination of waste shredding and steam sterilization, chemical, infrared, ozone, and heat to treat medical waste at individual generator locations.

Figure V 4 below shows the tonnage of medical waste treated at North Carolina's permitted medical waste treatment facilities during FY 2022-23. A total of 16,271.31 tons of medical waste generated in North Carolina and 9,723.60 tons generated from other states, totaling 25,994.91 tons, were treated. A total of 18,106.04 tons of treated medical waste was disposed of in landfills with a waste tonnage reduction to (incinerator) ash of 5,289.04. Figure V 4 does not include medical waste treated from healthcare facilities that treat waste on-site.

These healthcare facilities are regulated by the N.C. Department of Health and Human Services; although, DEQ may address specific concerns regarding medical waste treatment such as packaged stored medical waste awaiting shipment and treatment device operation.

Figure V- 4 Tons of Medical Waste Processed by Fiscal Year



10. Household Hazardous Waste

Household hazardous waste (HHW) is household items that are toxic, ignitable, corrosive or reactive. Household hazardous waste includes items such as household cleaners, pesticides, herbicides, fertilizers, pool chemicals, paints, automotive fluids, and batteries. These waste types are dangerous to human health and the environment. The Solid Waste Section recommends that citizens properly dispose of HHW at an approved collection site. Units of local government HHW collection sites may be temporary one-day events, commonly conducted in a physical structure, or permanent ongoing collection sites at bricks and mortar locations.

Twenty-three counties in North Carolina have permanent HHW collection sites (30 sites total). These 30 permanent sites are permitted facilities and collected 9,723,408.00 pounds or 4,861.70 tons of household hazardous wastes as shown in Table V 4 below.

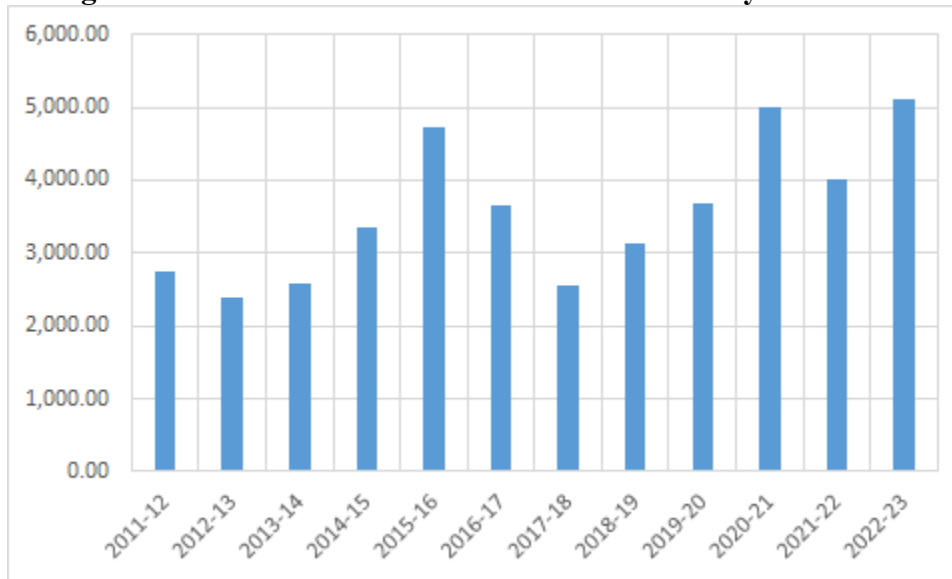
Table V- 4 Permanent HHW Facility Collections FY 2022-2023

Household Hazardous Waste	Pounds
Various paints	4,564,128.00
Flammable liquids and solids	1,000,776.00
Automotive oil, filters, and antifreeze	524,057.00
Lead-acid, cadmium, lithium and alkaline batteries	145,171.00
Mercury containing fluorescent light bulbs and other mercury-containing materials	723.00 0
Compressed gases	131,219.00
Poisonous materials such as insecticides, herbicides, fungicides and pool chemicals	138,624.00
Corrosive materials	161,997.00
Oxidizing substances	87,992.00
Aerosols	92,424.00
Smoke Alarms	0.00
PCB/Ballasts	48.00
Propane tanks	0.00
Fire extinguishers	19,158.00

Twenty-nine counties, six municipalities, and one business held 53 one-day temporary HHW collection events during FY 2022-2023. The 53 events collected a total of 621,467.00 pounds or 310.73 tons of household hazardous wastes. Figure V 5 below illustrates the amounts of HHW collected annually since FY 2011-12. A complete listing of locations of permanent HHW sites as well as current one-day events can be found at: <https://deq.nc.gov/about/divisions/waste-management/hhw>.

Although the collection of HHW is a costly endeavor, increasing numbers of units of local government as well as civic organizations, and private industries are arranging for this valuable service for North Carolina communities. The fiscal year total collected is 5,107.38 tons and the collection cost reported by units of local government for temporary and permanent collection events is \$5,995,288.28.

Figure V- 5 Household Hazardous Waste in Tons by Fiscal Year



11. Facility Inspections

The Division of Waste Management's Solid Waste Section is responsible for conducting inspections/site visits at the following variety of solid waste management facility types:

- C&D Landfills over pre-regulatory MSW Landfills
- Closed Post-Closure Landfills
- Compost Facilities
- Construction & Demolition Landfills (C&DLF)
- Industrial Landfills
- Land Application Sites
- Land Clearing and Inert Debris Landfills (LCID)
- LCID Notification Landfills (open and closed)
- MSW Landfills
- Transfer Stations
- Coal Combustion Product Landfills and Structural Fills
- Household Hazardous Waste Collection Sites
- Material Recovery Facilities
- Medical Waste Treatment Facilities and Incinerators
- Septage Detention and Treatment Facilities
- Septage (hauler) Firms
- Tire Monofills
- Tire Processing / Collection Facilities
- Treatment and Processing Facilities
- White Goods Collection
- Yard Waste Notifications

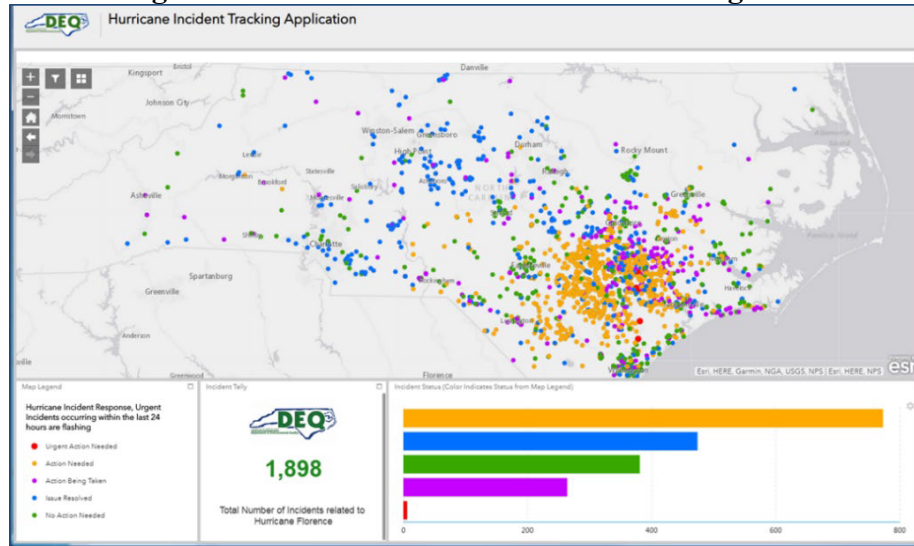
12. Non-Facility Inspections and Evaluations

In addition to the facility types listed above, the Solid Waste Section also provides inspections and evaluations for the following:

Illegal Dumping: The Solid Waste Section provides technical assistance to residents and businesses on the proper management, recycling, or disposal of solid wastes. It investigates complaints of solid waste illegal dumping, working to have the sites cleaned up and taking enforcement action when necessary for the protection of human health and the environment. The Solid Waste Section also works with local governments to establish and maintain ordinances and programs that address littering and indiscriminate dumping in their communities, and to avoid illegal dumping by communicating disposal procedures and locations to residents, especially following a storm or other disaster.

Disaster Response and Preparation: The Solid Waste Section collaborates with federal partners, N.C. Department of Public Safety's Division of Emergency Management, and local governments to support the Federal Emergency Management Agency's National Response Framework Emergency Support Functions related to solid waste debris removal (ESF-3), oil and hazardous materials response (ESF-10), and agriculture and natural resources (ESF-11). DEQ staff assisted with preparation and response for Hurricane Ian in 2022 by continuing to develop and improve GIS (Geographical Information System mapping) tools for reporting, sharing, and summarizing information about the environmental incidents that DEQ handles during an emergency response. DEQ also worked to develop GIS tools for locating waste management facilities to assist with preparation in the storm's projected path and for disposal.

Figure V- 6 Hurricane Incident GIS Tracking Tool



The Solid Waste Section continues to work with local governments to foster the message that disaster preparedness is essential, given the history of storm destruction in North Carolina, and encourages communities to establish pre-approved temporary debris storage and reduction (TDSR) sites for vegetative and demolition debris prior to an emergency or disaster. The department maintains a record of more than 650 of these pre-approved TDSR sites. Pre-approval is critical because it allows for rapid mobilization of cleanup services as well as ensuring that the maximum reimbursement of cleanup costs from FEMA can be obtained. The Solid Waste Section is in the process of developing a new online application tool for the submittal of applications for potential TDSRs. This will allow the Section to efficiently track applications as they are submitted and processed.

The Solid Waste Section assisted with response and clean-up following Hurricane Ian; evaluated and coordinated the review of seven new TDSR sites with the State Historic Preservation Office and Natural Heritage Program; and coordinated with local governments and FEMA for the activation and subsequent clean-up of six TDSR sites. It also provided technical assistance with the proper disposal of storm debris. Because DEQ already had systems in place to communicate and conduct debris site reviews using virtual means and GIS tools like the one depicted above, it was able to continue activities remotely, with minimal interruption of the normal procedures.

Tax Certifications: The Solid Waste Section processes certification applications (see Figure V 7 below) for special tax treatment of facilities and equipment used in recycling of a solid waste or resource recovery from a solid waste. The Solid Waste Section has been processing these applications since the mid-1970s at no cost to the applicant. Recently the Solid Waste Section has launched a new online application tool that allows for a more efficient application process and one that helps the Department track applications as they go through the process.

North Carolina's tax certification program is very robust and provides property tax benefits to numerous companies and business types. Tax certification programs in other southeastern states typically place more restrictions on the types of businesses that can apply. Since North Carolina's program is broad and open to any company or business that maintains assets used exclusively for recycling or resource recovery, the program has been an effective tool in new business recruitment for the state.

In the past seven years, the Solid Waste Section has processed approximately 1,180 certification applications. Figure V 7 below shows applications received and approved for the past seven years, while Figure V 8 shows that these approximately 1,180 applications resulted in an estimated value (as reported by the applicant) of \$1.2 Billion in business equipment being exempted from local government property tax assessment. This amount does not include the value of the land and facility areas also exempted from local government tax assessment in that time frame since this data is not available. The department estimates that Solid Waste Section staff collectively spend time equivalent to two staff positions reviewing and processing tax certification applications, providing technical assistance, and conducting site visits for these facilities to determine whether the requested items comply with the general statutes and administrative code regarding special tax treatment. The estimated staff time does not include time spent by the department's Division of Environmental Assistance and Customer Service staff providing additional technical assistance for these applications. The estimated value of business equipment exempted was much greater in FY22-23 than in previous years. This was due to an estimated \$363,769,560 of business equipment exempted from the three STAR® Units located at Duke Energy's

Buck, Cape Fear, and H.F. Lee facilities, where coal combustion residual materials are recycled. More information regarding the STAR® Units is included in Section B2. Figure V8 includes a breakdown of the estimated value of business equipment exempted.

Figure V- 7 Tax Certification Applications Received and Approved

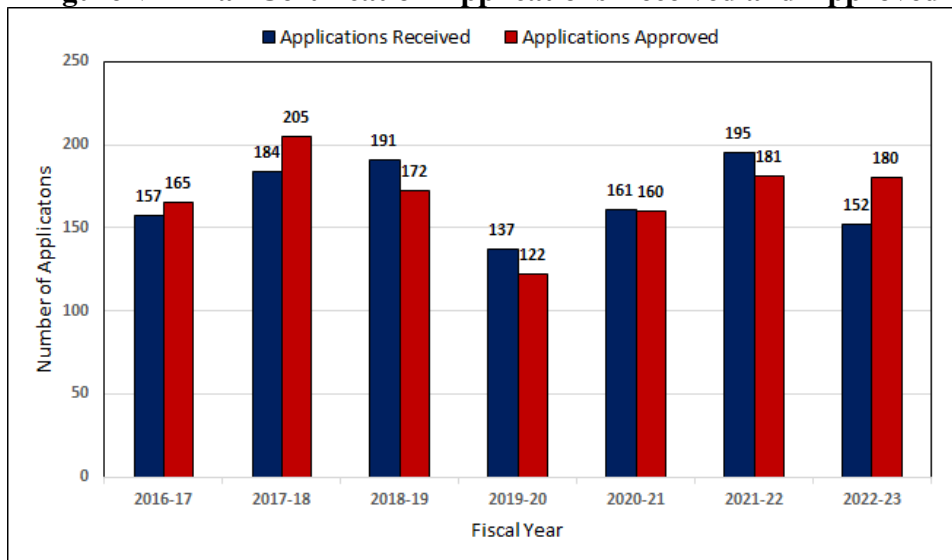
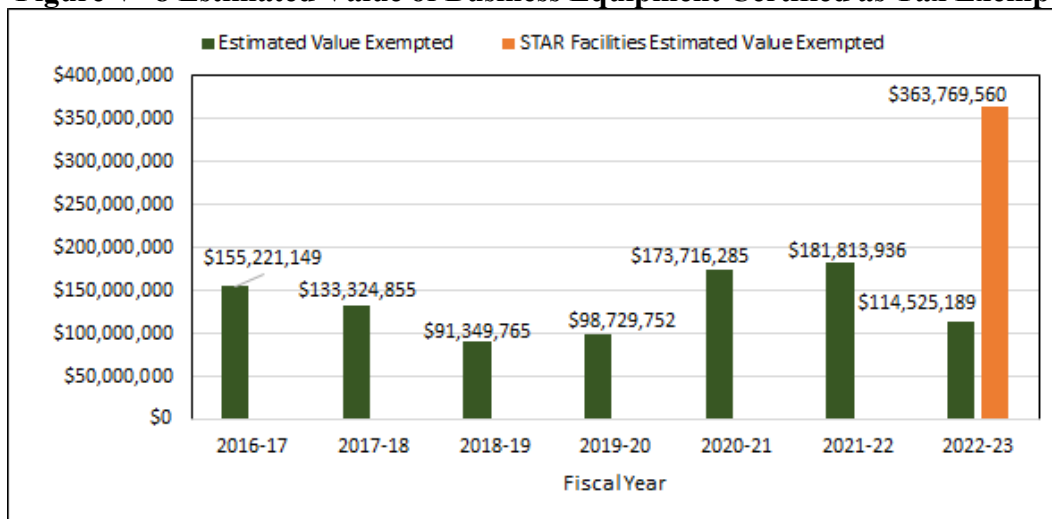


Figure V- 8 Estimated Value of Business Equipment Certified as Tax Exempt



13. Facility Operator Training and Public Outreach

The Solid Waste Section is committed to the protection of public health and the environment through education, inspections and compliance, and environmental monitoring. The section has a long-standing history of promoting training for the regulated community and public as required by statute as well as through technical assistance, collaboration, outreach activities, and customer service.

C. Local Government Waste Reduction Activities and Recycling Markets

Each unit of local government is required to report to DEQ annually about their solid waste management programs and waste reduction activities per G.S. 130A-309.09A. The Solid Waste and Materials Management Reports help produce a picture of waste reduction, recycling, and materials management efforts in North Carolina. This data offers information that helps gauge the breadth and relative effectiveness of local government programs in diverting materials from disposal and delivering them to industry for reprocessing. Data from these annual reports also helps document the trends in recycling and reuse program implementation, and the evolving nature of public materials recovery efforts in North

Carolina.

The reporting process was modernized in FY2021-22 to allow local governments to complete the report online, consistent with annual reports for permitted solid waste facilities. The new reporting process improved the efficiency of local governments to complete reports and for DEQ staff to receive and review reports.

1. Source Reduction and Reuse Programs

Operating a source reduction or local reuse program can be a cost-effective way to help residents reduce the amount of solid waste that is discarded. These programs are typically popular with residents and have the potential to be a low-cost opportunity to engage the community, creating awareness about strategies that can be used to reduce the cost of disposal. Despite these benefits, only 44 of North Carolina's counties and 43 out of 451 municipalities reported operating these programs. The number of total programs in the state has remained steady over the past five years, ranging from 87 to 92 local governments reporting source reduction and reuse programs each year. In general, waste prevention through source reduction and reuse does not seem to be a high priority for most communities.

Table V 5 below examines the types of source reduction and reuse programs operated by local governments during FY 2022-23.

Table V- 5 Local Source Reduction / Reuse Programs in FY 2022-23

<i>Number of Programs</i>	<i>Program Type</i>
44	Backyard Composting 38 Education Programs 14 Compost Bins Sales (1,419 total bins sold)
26	Public Reuse 14 Swap Shop Programs (70 swap shop locations) 8 Paint Exchange Programs (77,830 pounds of paint reused) 2 Reusable Dish/Utensil Loan Programs 10 Others (e.g., book swaps, pallet exchange, moving box exchange, swap events)
61	Source Reduction 26 Promoting Food Waste Reduction 35 Promoting Single-Use Plastic Reduction 34 Promoting Junk Mail Reduction 43 Promoting Reuse and Donation 6 Promoting Other Source Reduction Activities
87	Total Local Governments with Source Reduction or Reuse Programs

2. Local Government Recovery

Table V 6 below compiles local government materials recovery operations over the past five years. Local government recovery showed a small increase in FY 2022-23 when compared to the previous fiscal year. Recovery of traditional recyclables (paper, glass, plastics and metal) and electronics decreased slightly while recovery of organics, tires, and construction and demolition debris increased. Overall, amount recovered per capita increased by 10 pounds of material for the year.

Total recovery results from the past five years reflect a mature public recycling system that has maintained resiliency despite recycling market challenges beginning in 2018 and through the COVID-19 pandemic. Local governments operate a base level of programs and have maintained public participation in terms of material capture, even as the “evolving ton” of traditional recyclables generated in households becomes lighter over time. Highlights from Table V 6 will be examined in greater detail throughout this chapter.

Table V- 6 Local Government Recovery (Tons) FY 2018-19 through FY 2022-23

<i>Material</i>	<i>FY 2018-19</i>	<i>FY 2019-20</i>	<i>FY 2020-21</i>	<i>FY 2021-22</i>	<i>FY 2022-23</i>
Total Paper	322,959	285,848	311,703	291,418	280,440
Total Glass	124,632	104,659	91,164	85,865	74,866
Total Plastics	40,611	39,444	38,185	36,993	34,148
Total Metal ¹	76,140	87,167	91,515	82,153	80,174
Total Organics ²	925,289	817,307	828,155	786,205	866,600
Special Wastes	9,400	8,720	9,693	8,839	9,990
Electronics	13,444	11,736	10,624	8,908	8,172
Construction and Demolition Debris	102,240	86,973	90,586	98,165	104,330
Tires ³	153,645	139,104	118,165	97,899	110,475
Other	2,004	2,118	961	1,078	1,073
Totals	1,770,364	1,583,076	1,590,751	1,497,522	1,570,268
Per Capita Recovery (lbs.)	340.39	301.30	300.50	283.72	293.36
Recovery Ratio (Recycling: Disposal)	0.13	0.11	0.11	0.11	0.11

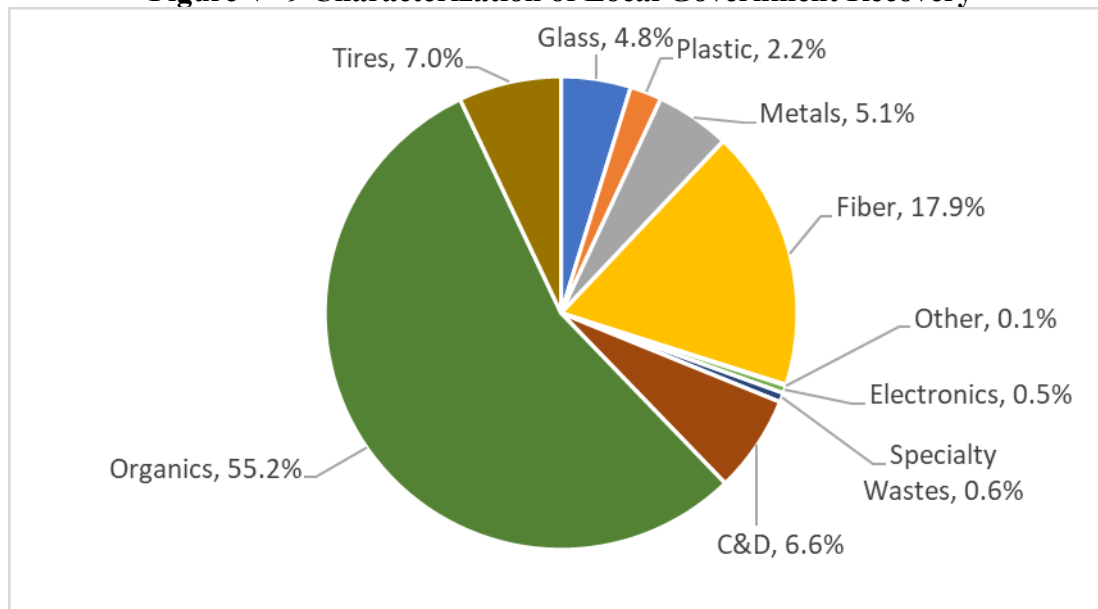
¹ Includes white goods, aluminum cans, steel cans and other metals.

² Includes yard waste, pallets, wood waste and food waste.

³ Tons of tires listed as recovered includes only those tires originating from within North Carolina that were processed in North Carolina. Data on the recovery of North Carolina-originated tires that were exported outside of the state is not available.

3. Recovery of Particular Materials

Public recycling programs play an important role in providing recovered materials to the supply chain for private manufacturing. Figure V 9 below provides a material-specific look at those materials diverted from disposal to economic use by local government recovery operations in FY 2022-23.

Figure V- 9 Characterization of Local Government Recovery

The single largest category of material recovered by local governments continues to be organics. This category includes vegetative debris, clean wood (unpainted and untreated dimensional lumber), pallets, food waste, and oyster shells. The recovery of vegetative debris or yard waste is accomplished through public and private mulching and composting, though boiler fuel and other energy markets are also an important destination for yard waste collected by local governments. For a detailed look at the management of yard waste in FY 2022-23, please see the section titled Yard Waste Management.

The annual recovery of organic materials can be erratic because yard waste recovery can vary widely from one year to the next due to weather conditions and storm events. During FY 2022-23, organics constituted more than 55 percent of the total local government recovery. As in past years, fiber, or paper products, constituted the next largest category of recovered materials at 17.9 percent. Tires and construction and demolition debris make up the next largest categories of recovered materials at 7 percent and 6.6 percent, respectively.

4. Recovery of Traditional Materials

Traditional recyclable materials are the items or materials that most residents think of when reflecting on recycling. These materials include fiber or paper (corrugated cardboard, magazines, newspapers, office paper, and residential mixed paper) and containers (aluminum beverage cans, glass bottles, and jars, plastic bottles and containers, and steel food containers). These materials are common in households, though they are also found in the workplace, bars, restaurants, and away-from-home settings such as parks and other public venues.

In FY 2022-23, North Carolina's local government recycling programs reported recycling 404,083 tons of traditional materials (glass bottles and jars, plastic containers, metal cans, paper, cartons, and cardboard). The EPA has provided the Waste Reduction Model to help estimate the carbon dioxide equivalent emissions avoided from recycling instead of landfilling discarded materials. In most cases, manufacturing products from recycled material use less energy than manufacturing products from raw materials, which translates to fewer fossil fuels burned and reduced emissions of greenhouse gases that contribute to climate change. Recycling instead of landfilling these traditional materials resulted in greenhouse gas emissions savings of 1,089,341 metric tons of carbon dioxide equivalent, which is equivalent to removing the annual emissions of 231,283 passenger vehicles.

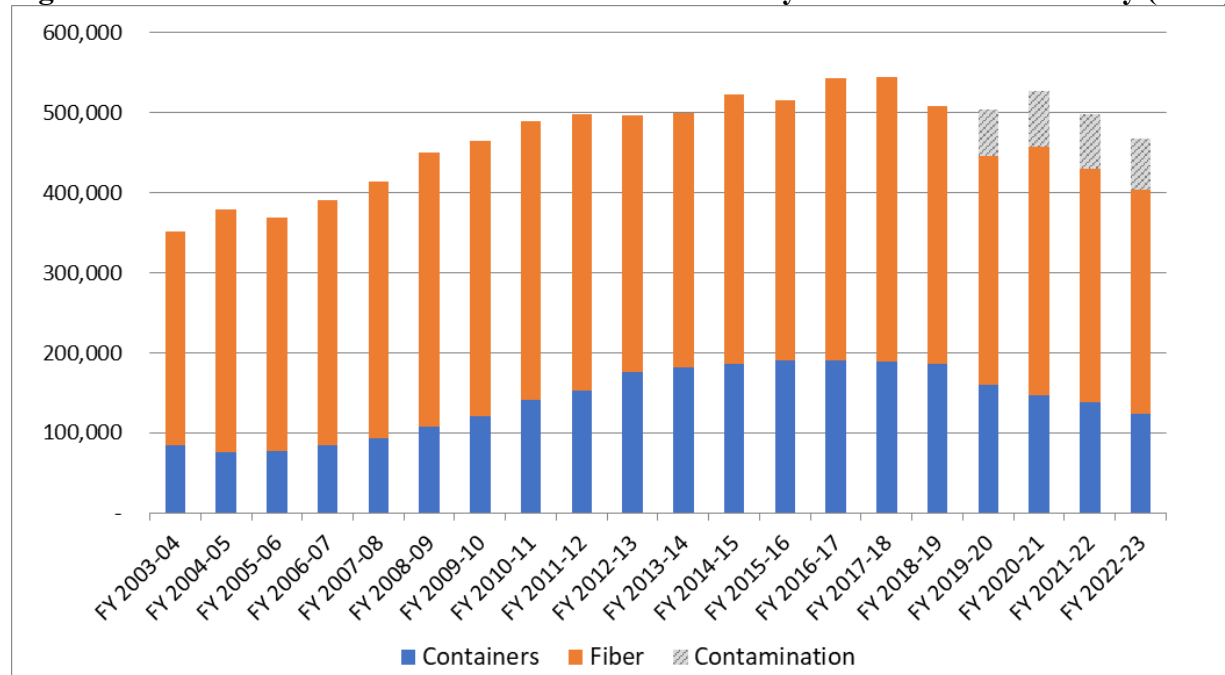
The total amount of traditional materials recovered by weight by public recycling programs in FY 2022-23 decreased 6.1 percent compared to the previous fiscal year. While this represents a small decline, the recovery of fiber and containers for the past four years is lower than in previous years due to a change in methodology beginning in FY 2019-20. In previous years, all materials collected through commingled recycling programs were allocated as recycled fiber or container materials. However, a portion of the collected commingled mix is known to be contamination, or non-recyclable material, that gets removed for landfill disposal. Beginning in FY 2019-20, a percentage of the commingled mix is subtracted as contamination to provide a more accurate estimate of the true recycling resulting from commingled programs. In FY 2022-23, nearly 20 percent of commingled tons were removed as contamination, as discussed in Collection of Commingled Recyclables below.

Fiber recovery during FY 2022-23 decreased by 4 percent compared to FY 2021-22. This decrease follows a 6.5 percent decrease experienced last fiscal year following a spike in cardboard and mixed paper recapture influenced by market prices and an increase in shipping boxes from e-commerce during the COVID-19 pandemic. This year's decrease likely indicates a return to typical rates of fiber recovery.

Container recovery during FY 2022-23 decreased by 11 percent compared to the previous year. This follows the overall trend of decreased tonnage for traditional materials, which is partially due to the expanded practice of "lightweighting," in which product manufacturers and distributors reduce packaging and use lighter materials to increase energy efficiency in shipping and processing. The decreased weight of materials entering the recycling stream can lead to a decrease in overall tonnage despite similar levels of participation and collection. Furthermore, the collection of glass for recycling has declined in recent years as some communities have removed glass from the mix of commingled materials accepted in curbside recycling. Efforts to counteract this trend are discussed in Recycling Market Developments in FY 2022-23 below.

The overall changing make-up of traditional materials recovery is known in the recycling industry as the "evolving ton," and this phenomenon is not unique to North Carolina. Figure V 10 below documents the trend in the recovery of traditional materials over the past 20 years. As discussed previously, FY 2019-20 was the first year calculating and removing a portion of the commingled recycling tons as contamination.

Figure V- 10 20-Year Local Government Traditional Recyclable Material Recovery (Tons)



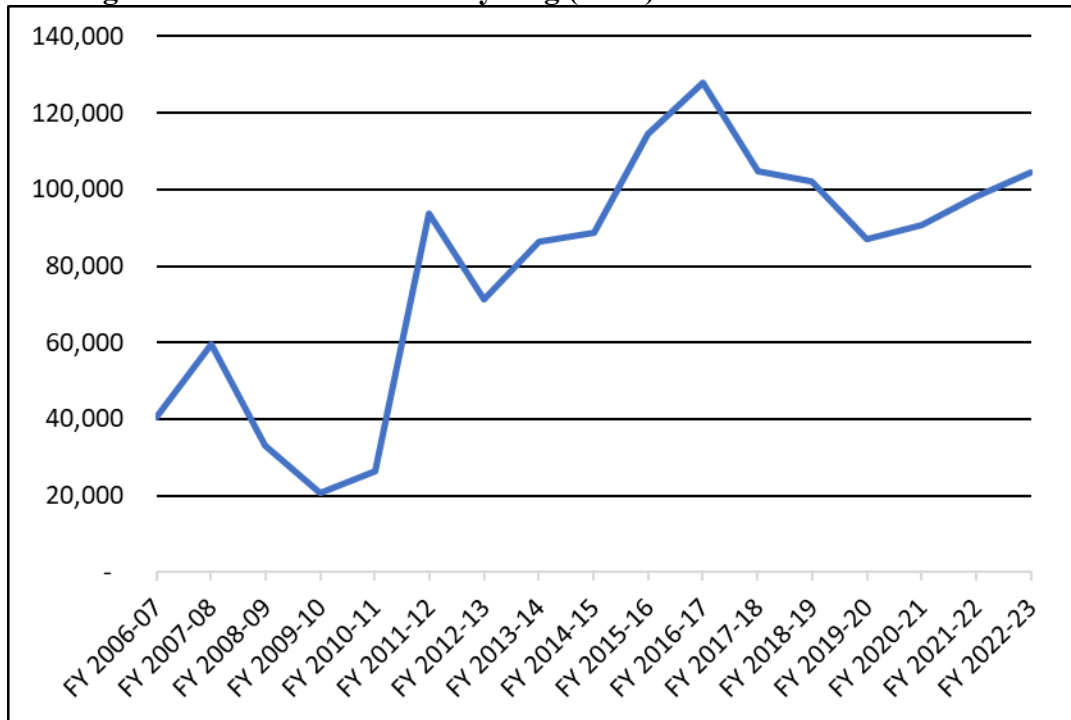
5. Recovery of Construction and Demolition Materials

Local government recovery of C&D debris includes the capture of materials generated by construction and/or demolition activities. Materials in this waste stream include shingles, vinyl siding, sheetrock, carpet, and aggregate (brick, block, concrete, asphalt, and other rubble).

Clean lumber and wooden pallets, corrugated cardboard, and scrap metal may also be generated as a result of construction and demolition activities, though for the sake of this report when these materials are recycled by local governments they are included in categories for organics, metal, and paper.

Local governments have increasingly looked to the C&D waste stream for recycling success, and this has increased as new construction remains strong across the state. Recycling efforts focused on the C&D waste stream can yield impressive tonnage results. A large makeup of C&D recycling tonnage can be attributed to the recovery of aggregate such as concrete and brick. This material is relatively easy to recover at disposal facilities such as C&D landfills, and it can be processed into a gravel substitute that can provide substantial cost avoidance through a decreased need to purchase new gravel. Construction and demolition recycling in FY 2022-23 increased 6 percent from the previous year, with 104,330 tons reported. Figure V 11 below illustrates the change in the amount of C&D materials captured by public programs since FY 2006-07.

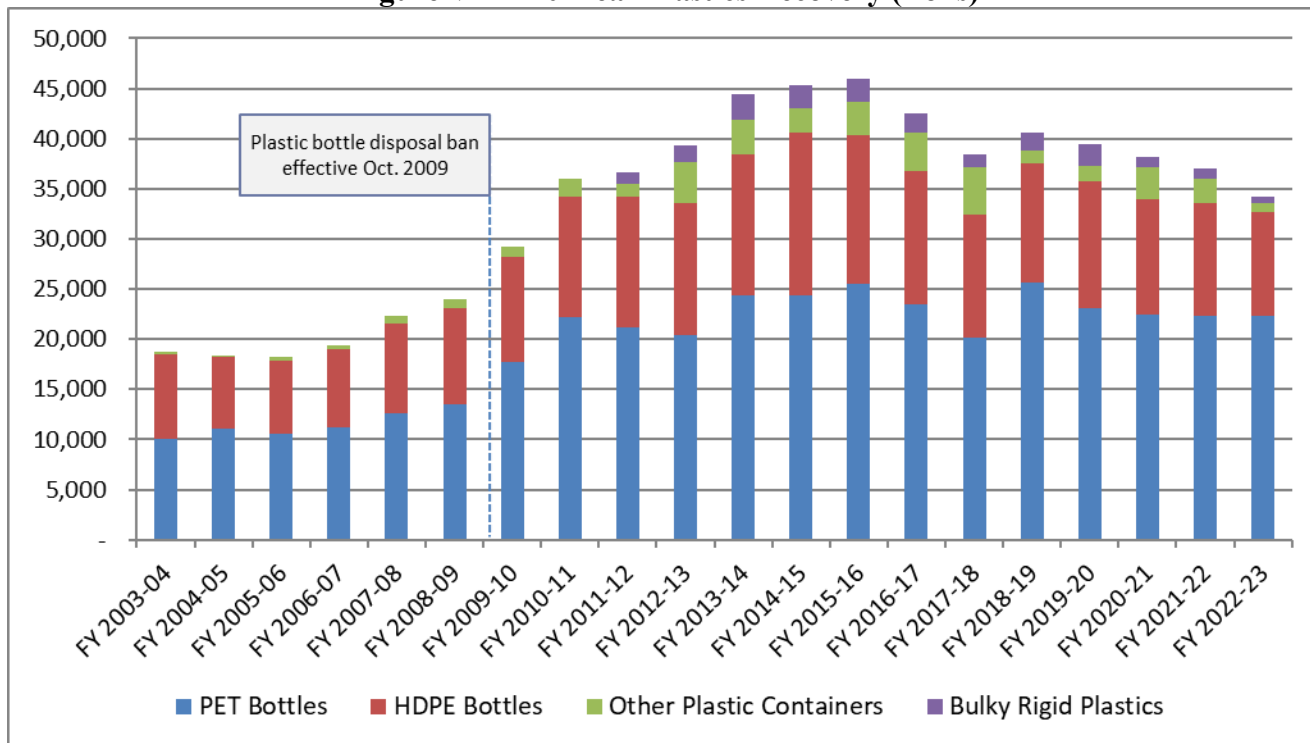
Figure V- 11 Public C&D Recycling (Tons) FY 2006-07 to FY 2022-23



6. Plastic Recycling in North Carolina

Total plastic recycling by local governments in North Carolina decreased from 36,993 tons in FY 2021-22 to 34,148 tons during FY 2022-23. This continues a general trend of declining plastic recovery since FY 2015-16. This decrease may be explained in part by the continued light-weighting of consumer bottles, occurring because plastics manufacturers are advancing packaging designs to use less plastic to create containers that are the same size. This means that more plastic bottles need to be collected to achieve consistent recycling tonnage. A national 2021 Post-Consumer Plastic Recycling Data Report also shows a general declining plastic bottle recovery trend following a peak in 2014. The report estimates a 28.2% recycling rate for plastic bottles nationally in 2021. In North Carolina, FY 2018-19 has been the only year since FY 2015-16 that plastic recovery by local governments increased. Figure V 12 below illustrates the public recovery of plastic over the past 20 fiscal years.

Figure V- 12 20-Year Plastics Recovery (Tons)



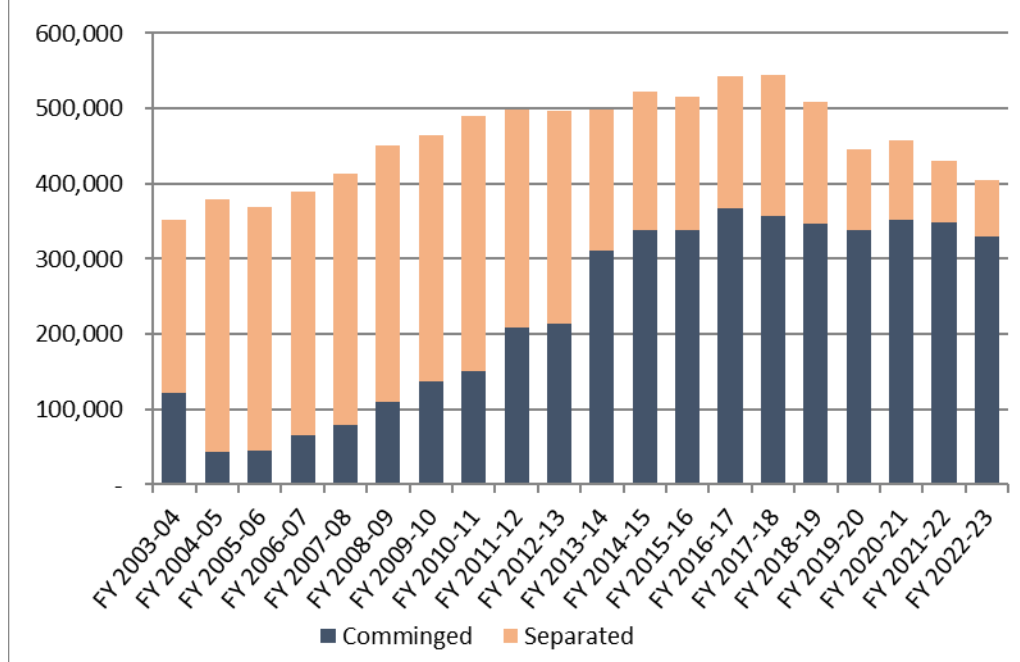
Plastic bottles made of PET and HDPE combine to represent 96 percent of all plastic materials recovered by local governments in FY 2022-23. They have strong markets in North Carolina and the southeastern U.S. and demand for these plastic bottles is increasing as more brands are making commitments to increase recycled content in new products and consumer packaging. Additionally, more recycling processors are putting emphasis and making investments to capture polypropylene tubs and containers (represented in the other plastic containers category) so recovery may grow in the coming years.

7. Collection of Commingled Recyclables

The nature of public recycling collection has changed substantially during the past two decades, with the public recycling system moving from the collection of source-separated (sorted) materials to the collection of commingled or mixed recyclables. The recycling industry uses the term commingled to describe when commodities of different types are mixed for collection and processing. The collection of mixed recyclables is commonly known as single-stream recycling. The benefits of single-stream recycling include increased collection efficiency and public participation due to the ease of use. The transition to a single-stream collection system has been enabled by the establishment of mechanized Materials Recovery Facilities (MRFs) where mixed recyclables are processed, sorted, and prepared for sale in the recovered materials marketplace. North Carolina is home to 16 MRFs that process the recyclables collected by public recycling programs.

As communities across the state moved to the collection of mixed recyclables, they have become less connected to or aware of the constituents in the mixed or commingled materials that their programs collect. Those constituents are the traditional recyclable materials, or cans, bottles, and paper that are discussed in the earlier section, titled Recovery of Traditional Materials. When local governments submit their Local Government Solid Waste and Materials Management Reports to the state, they are asked to provide data on the amounts and types of recyclable materials that they have collected. Increasingly, the materials are not reported by individual commodities but instead as “commingled” tons. Figure V 13 below examines the reporting of commingled versus source-separated tonnage by communities over the last 20 years.

Figure V- 13 20 Year Reporting of Commingled vs. Separated Recycling Tonnage

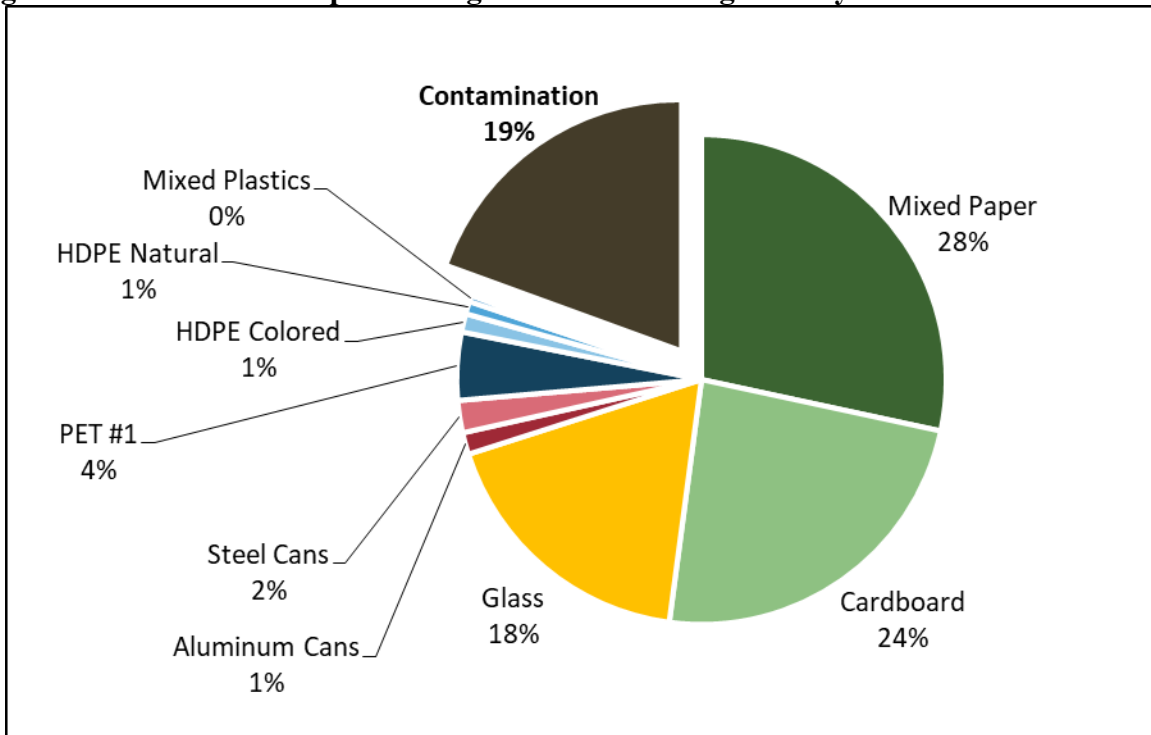


When communities report commingled recycling tonnage, it becomes necessary to make assumptions about the constituents of those commingled materials to project recycling by individual commodities. As explored earlier in the Recovery of Traditional Materials section, the changing makeup of the traditional material stream is known as the evolving ton. There are a variety of forces acting on the mix of materials in the commingled ton from the adoption of paperless news consumption to changes in the types of packaging used in consumer goods.

Each year, the MRFs processing the commingled materials in North Carolina are asked to voluntarily provide data on the composition of the commingled materials they process. This information is used to produce an average materials composition that is then used to project the recycling of individual materials – from paper and plastic to aluminum and steel cans to glass bottles and jars. The influence of the determination of the make-up of the commingled ton has become increasingly important as more recyclables are reported as commingled.

The fiscal year 2019-20 marked an important change in the calculation of commingled tons to project the recovery of individual materials. Beginning in FY 2019-20, contamination is factored in as a percentage of the commingled mix. Contamination is defined as non-recyclable items that are placed in the recycling bin and cannot be recovered for recycling. Common examples include plastic bags, takeout containers, food waste, rubber hoses, wires, and textiles. While contamination has always been a part of the commingled mix of recyclables, more attention and focus have been placed on efforts to reduce levels of contamination in the past few years and better information is being collected to measure the amount of contamination. In FY 2022-23, MRFs reported an average contamination level of 19.4 percent. This proportion (64,260 tons of contamination) of the total commingled recycling tonnage (330,481 tons) is assumed to be removed by the MRFs and sent for landfill disposal, decreasing the actual recycling tons to 266,221. Figure V 14 below shows the constituents of the average ton of commingled recyclables collected in North Carolina in FY 2022-23.

Figure V- 14 Constituents per Average Ton of Commingled Recyclables in NC FY 2022-23



8. Public Electronics Recycling

North Carolina residents continue to have wide access to recycling programs collecting electronics and televisions. Local governments operate electronics recycling programs in response to public demand for responsible e-waste management options as well as to help consumers comply with the state disposal ban on computer equipment and televisions that went into effect July 1, 2011. During FY 2022-23, 164 local governments indicated that they operated an electronics recycling program – many in partnership with another community. For example, in FY 2022-23, 31 municipalities indicated cooperating with their respective county to provide electronics recycling services, with the municipality collecting electronics from residents within their jurisdiction and then delivering the material to the county for further management. Table V 7 below describes the different types of electronics recycling services that communities offered in FY 2022-23.

Table V- 7 Types of Local Government Electronics Recycling Programs in FY 2022-23

<i>Number of Programs</i>	<i>Electronics Recycling Collection Method</i>
107	Drop-off Program <i>366 Total Drop-off Sites Operated</i>
31	Curbside Pickup
34	One-Day Event(s)
11	HHW Program
164	Total Local Governments Operating a Public Electronics Recycling Program

As indicated above, the most common strategy used to collect electronics is to accept them at staffed recycling sites or convenience centers. During FY 2022-23, 107 communities operated a combined 366 individual recycling sites statewide for electronics collection.

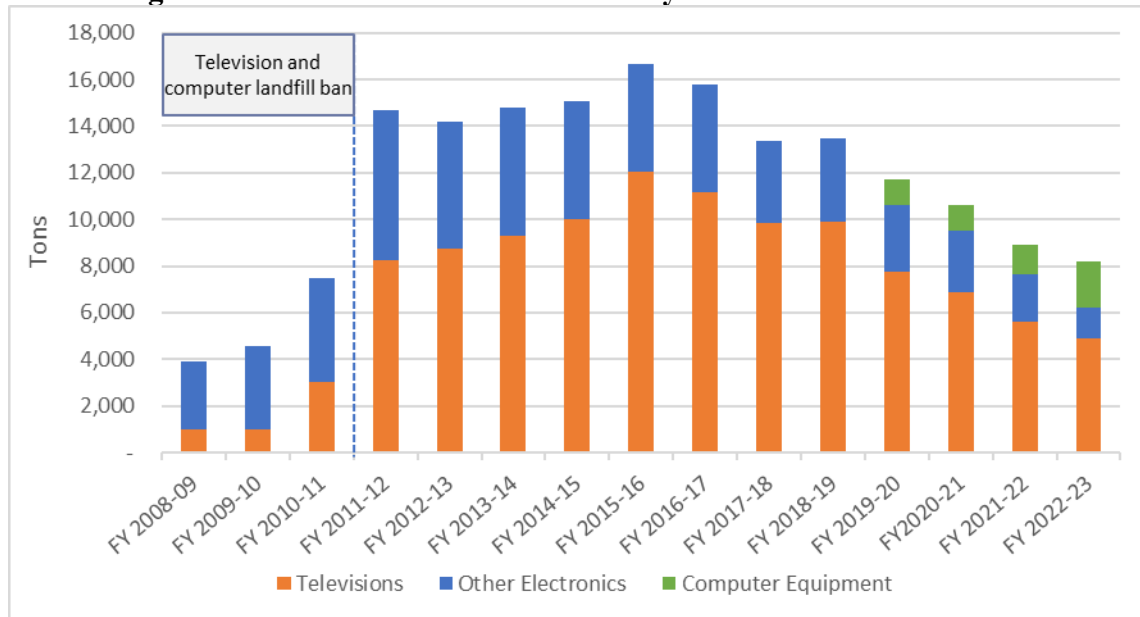
Data on the amount of material collected by public electronics recycling efforts measures the collection of televisions, computer equipment, and other electronics, including printers, scanners, cell phones, tablets, video players, and other low-grade electronic devices. The combined total tonnage of electronics recovered by local governments during FY 2022-23 decreased by 8.3 percent from FY 2021-22.

Although this decrease may demonstrate continuing impacts from the COVID-19 pandemic, during which many local governments suspended or limited special collection services, it also reflects the general national trend of declining

electronics recycling tonnage, due in part to advancing technology and lighter material content of computerized electronics.

Figure V 15 below examines public electronics recycling efforts since FY 2008-09 and shows the relative amounts of televisions and other electronics recovered each year, with computer equipment broken out separately from other electronics beginning in FY 2019-20.

Figure V- 15 Public Electronics Recovery FY 2008-09 to FY 2022-23



The collection of computer equipment increased by 58 percent from the previous year, with other electronics collections decreasing by 36 percent. The collection of televisions decreased 13 percent, from 5,613 tons last year to 4,894 tons this year. Television recycling has been tracked separately since FY 2008-09. Each year from 2008-09 through 2015-16, televisions constituted a proportionally larger amount of the total electronics collected and managed by public programs. The proportion of televisions remained relatively steady between 70 to 74 percent of total electronics recovery between FY 2015-16 through FY 2018-19. In the past four years, that proportion declined and now makes up 60 percent of total electronics recovery. It is likely that FY 2015-16 marked the peak in the recycling of Cathode Ray Tube (CRT) televisions in North Carolina. Compared to more modern Flat Panel Display (FPD) televisions, CRT televisions are substantially heavier and more difficult to handle for public recycling programs.

9. Types of Public Recycling Efforts

Public recycling programs employ different strategies to recover a range of materials, including the operation of curbside recycling programs, drop-off recycling programs, and other recycling programs that collect traditional recyclable materials from parks, schools, businesses, and multi-family properties. Public recycling programs also manage specialty wastes to divert potentially toxic materials from disposal. In addition, public recycling programs offer services that target specific waste streams such as construction and demolition debris, scrap metal, yard waste, and other organic materials such as food waste, textiles, and oyster shells. Finally, North Carolina counties are statutorily responsible for providing services to collect and manage white goods and scrap tires, though in some cases these services may also be operated by municipalities on behalf of a county.

In addition to providing the types of services listed above, local governments can also implement policies and employ strategies that encourage or facilitate private-sector recycling activities without necessitating that public recycling programs directly or contractually provide a recycling service. Examples of these strategies include local disposal bans on materials, such as corrugated cardboard, mandatory recycling ordinances, and licensed hauler systems where service providers are required to offer recycling collection as a condition of doing business in a jurisdiction. These types of strategies encourage the growth of private sector recovery activities and infrastructure.

10. Public Curbside Recycling Programs in North Carolina

Curbside recycling programs are facing challenges from increased handling and contamination charges from recycling processors following the transition to domestic recycling markets and cost models.

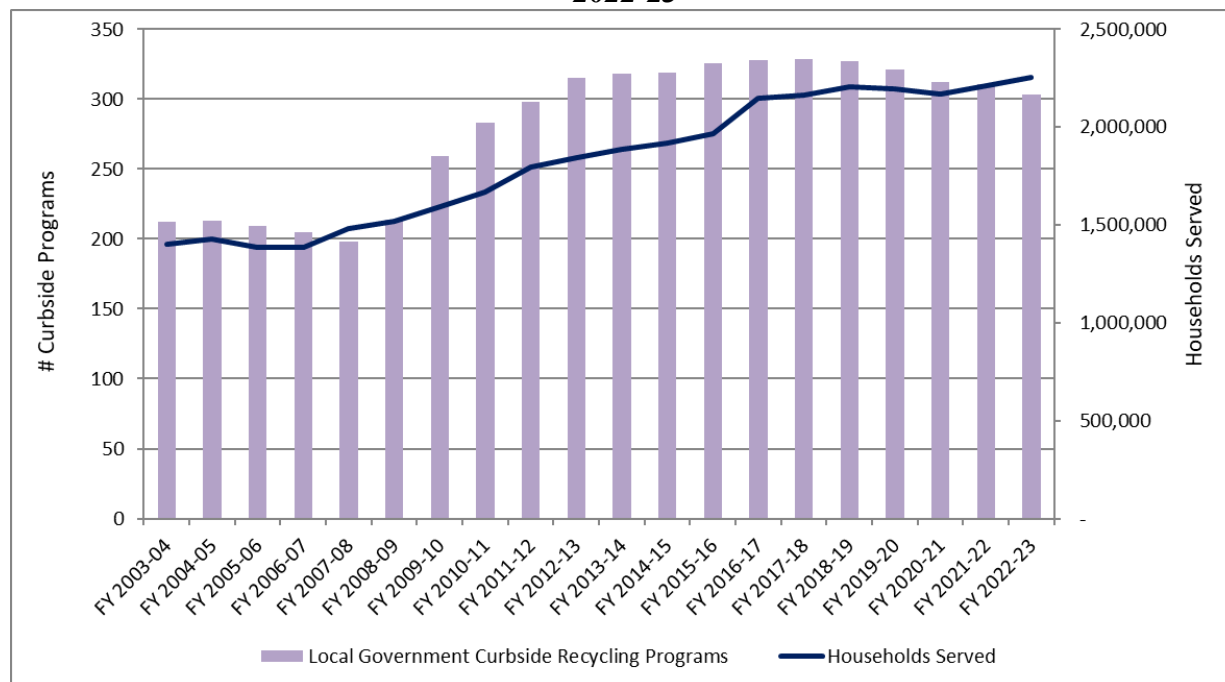
North Carolina local governments reported 303 publicly operated curbside recycling programs during FY 2022-23, as shown in Figure V 16 below. This represents a net decrease of eight compared to the 311 curbside programs reported in FY 2021-22. A summary of changes is provided below.

- Two municipalities began new curbside recycling programs:
 - Speed launched a new curbside recycling program for its 39 residences.
 - Weddington launched a new curbside recycling program for 4,761 households in January 2023, collected mixed recycling and glass on alternating weeks.
- Eight municipalities ended curbside recycling programs, including:
 - Clinton discontinued its curbside recycling program for 3,200 households on July 1, 2022. The City continues to collect cardboard for recycling from commercial businesses.
 - Garland ended its curbside recycling and public parks recycling on July 1, 2022, citing higher costs. The program, which served 343 households, was replaced with a drop-off recycling option at Town Hall.
 - Halifax ended its curbside recycling program for 111 households.
 - High Shoals ended its curbside recycling program for 309 households citing a lack of available recycling options.
 - Marshville ended its curbside recycling program for 904 households.
 - McAdenville ended its curbside recycling program for 379 households during FY 2022-23, however, plans to secure a new solid waste and recycling contract in 2024 to reinstate the recycling program.
 - Newton suspended the curbside recycling program in July 2022 due to staffing issues and decided to end the program in September 2022 for its 4,952 households. The City expanded drop-off recycling sites to offer 3 locations for residents to bring recycling if they wish to participate.
 - Stanley ended its curbside recycling program for 1,928 households in August 2022.
- Two local governments (Dover and Bermuda Run) were mistakenly added as new curbside programs in FY 2021-22. However, on FY 2022-23 reports, Bermuda Run indicated that a recycling option is provided to town residents through the county rather than the town. Dover indicated that recycling is available through a private subscription service, but the town is not involved in the provision of that service.

With the cancellation of eight curbside recycling programs, residents in the affected communities must take recyclables to a drop-off collection site or independently subscribe to recycling collection service with a private company, if available in their area. The NCDEQ's Recycling and Materials Management Section in the Division of Environmental Assistance and Customer Service continues to work with municipalities that are interested to identify recycling solutions.

Despite the issues described above, curbside recycling continues to be the most popular way for citizens to access public recycling services in North Carolina. Through the 303 active programs, it is estimated that 2.25 million North Carolina households have access to publicly operated curbside recycling services. Excluding yard waste, just under half of all public recycling tonnage, or 48 percent, was collected by curbside recycling programs in FY 2022-23.

Figure V- 16 Local Government Curbside Recycling Programs and Households Served FY 2003-04 – FY 2022-23



11. Specialty Waste Management

Many counties and municipalities in North Carolina offer their residents the opportunity to recycle a wide range of additional materials beyond the traditional paper, bottles, and cans commonly collected in curbside and drop-off programs. These ‘specialty wastes’ include automotive-related materials such as oil, oil filters, and antifreeze as well as other ubiquitous household items such as cooking oil, batteries, and fluorescent lamps as shown in Table V 8 below. Recycling services for specialty wastes are typically provided at staffed collection locations such as county solid waste convenience centers or municipal public works departments. Some communities only collect specialty wastes at temporary HHW collection events or programs, while others collect specialty wastes year-round.

Specialty waste tonnages can be affected by a range of factors, including a program’s implementation or discontinuance, scheduling of special waste removal in relation to market price, and changes in local record-keeping and reporting. The scrap or reclamation value of a particular special waste can also impact its collection rate. For example, when the scrap value of lead is down, communities generally collect more lead acid batteries; whereas, when the scrap value of lead is high, residents are more likely to bring used lead acid batteries to private scrap yards where the batteries can be sold.

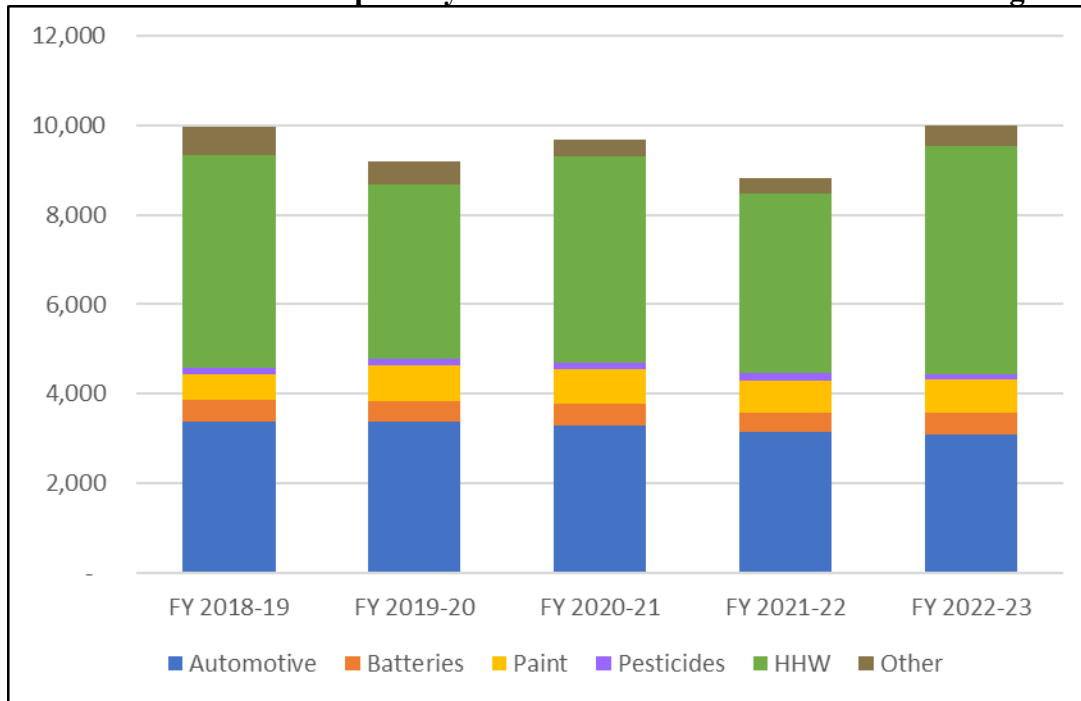
Two types of HHW programs are operated by local governments: temporary and permanent. Temporary HHW programs, also known as one-day events, are designed to collect HHW at a temporary location approved to be used for a single specific date or specified date range if concerning disaster debris cleanup. Permanent HHW programs are for the collection of materials year-round at a facility permitted by the Division of Waste Management. Some local governments accept materials from Very Small Quantity Generators (VSQGs), or businesses that generate small amounts of HHW and are not required to report to the Solid Waste Management section. Four local governments reported HHW collected from VSQGs in FY 2022-23, totaling 6,418 pounds of material. Information about HHW collection programs is available in the Household Hazardous Waste section above.

Table V 8 below shows the recovery of specialty wastes by local governments during FY 2022-23 and Figure V 17 shows a trend over the past five years. The most notable change in FY 2022-23 from the previous year is an increase in the amount of HHW collected, which was down from prior years in FY 2021-22. The overall amount of specialty wastes diverted through local government programs, including HHW programs, increased by 13 percent from FY 2021-22.

Table V- 8 Local Government Specialty Waste Management FY 2022-23

<i>Specialty Waste Type</i>	<i>Number of Programs</i>	<i>Tons Collected</i>
Automotive		
Used Motor Oil	113	2,854
Oil Filters	88	106
Antifreeze	68	117
Batteries		
Lead Acid Batteries	74	467
Dry Cell Batteries	28	27
Paint		
Paint Recycling	16	711
Paint Reuse (Exchange Program)	8	39
Pesticides		
Pesticides	14	27
Pesticide Containers	47	100
HHW		
Permanent HHW Programs	23	4,797
Temporary HHW Events	53	311
Other		
Lights Containing Mercury	48	63
Propane Tanks	33	79
Used Cooking Oil	67	280
Other	14	14
Total		
Total Specialty Waste Recovery	132	9,990

Figure V- 17 Local Government Specialty Waste Tons Collected FY 2018-19 through FY 2022-23



12. Yard Waste Management

The overall amount of yard waste managed by local programs in FY 2022-23 increased by 10 percent from FY 2021-22. Of the 975,446 tons managed by municipalities and counties during FY 2022-23, 845,504 tons of yard waste were diverted from disposal in four main ways: delivery of materials like leaves to gardeners and farmers (end-users); processing by local government mulching and composting operations; mulching and composting of locally collected materials at private facilities; and sale of yard waste materials to boiler fuel and other energy markets. Table V 9 below examines the use of these strategies in FY 2022-23 and compares that to FY 2021-22.

A portion of locally managed yard waste is disposed of in LCID landfills, which is allowed under the disposal ban. However, as in past years, not all the material delivered to LCID facilities may be disposed of. Some of it may be converted by LCID operators to mulch, compost, or biomass fuels, undercounting actual total diversion.

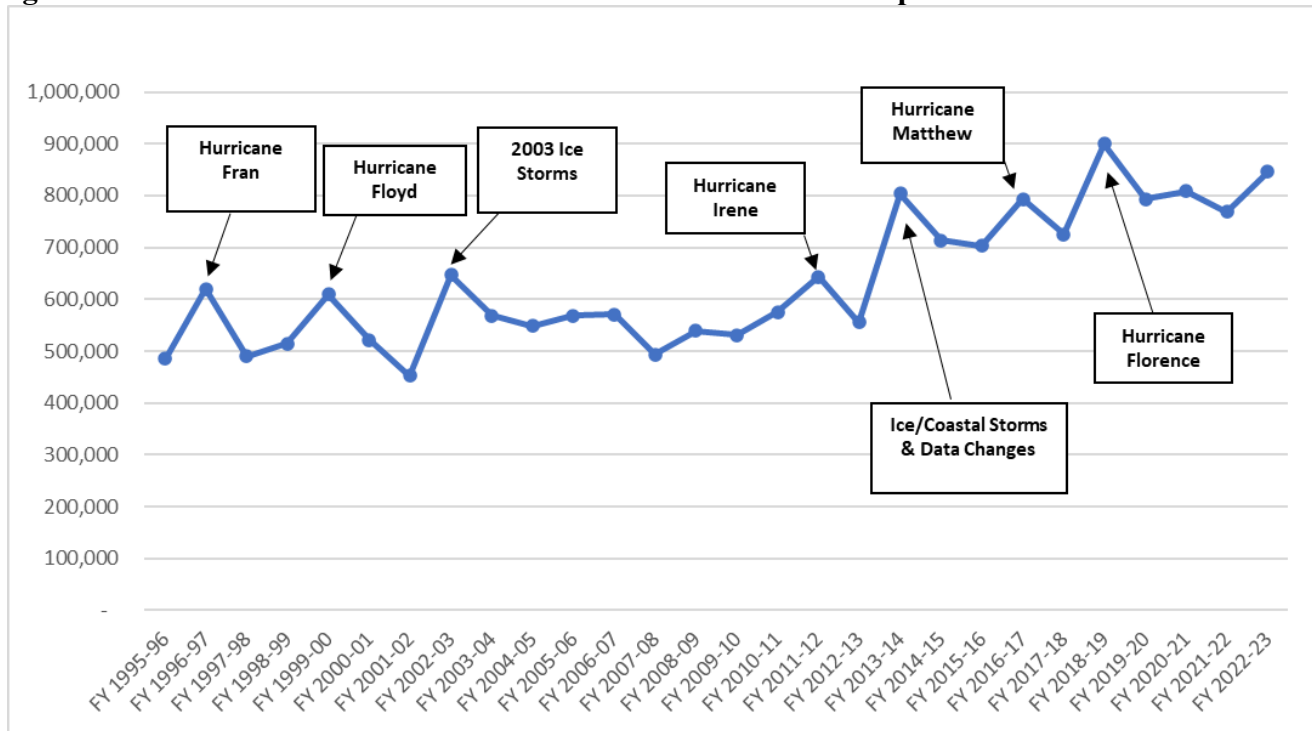
Table V- 9 Local Government Yard Waste Management FY 2021-22 and FY 2022-23

Destination of Materials	FY 2021-22 Tons Managed	FY 2022-23 Tons Managed
End Users (direct delivery)	34,823	54,259
Local Mulch/Compost Facility	595,178	608,686
Local Government Yard Waste Diverted to Private Mulch and Compost Facilities	108,771	148,556
Wood/Yard Waste Fuel Markets	29,632	34,003
TOTAL DISPOSAL DIVERSION*	768,404	845,504
LCID Landfill*	121,807	129,942
YARD WASTE TOTALS	890,211	975,446

* Yard waste tons delivered to LCID landfills are not included in diversion calculations.

The total amount of yard waste diverted from disposal since the implementation of the state's yard waste disposal ban in January 1993 is now at 17.8 million tons of material, which is equivalent to 28.7 million cubic yards of landfill space. This is shown in Figure V 18 below.

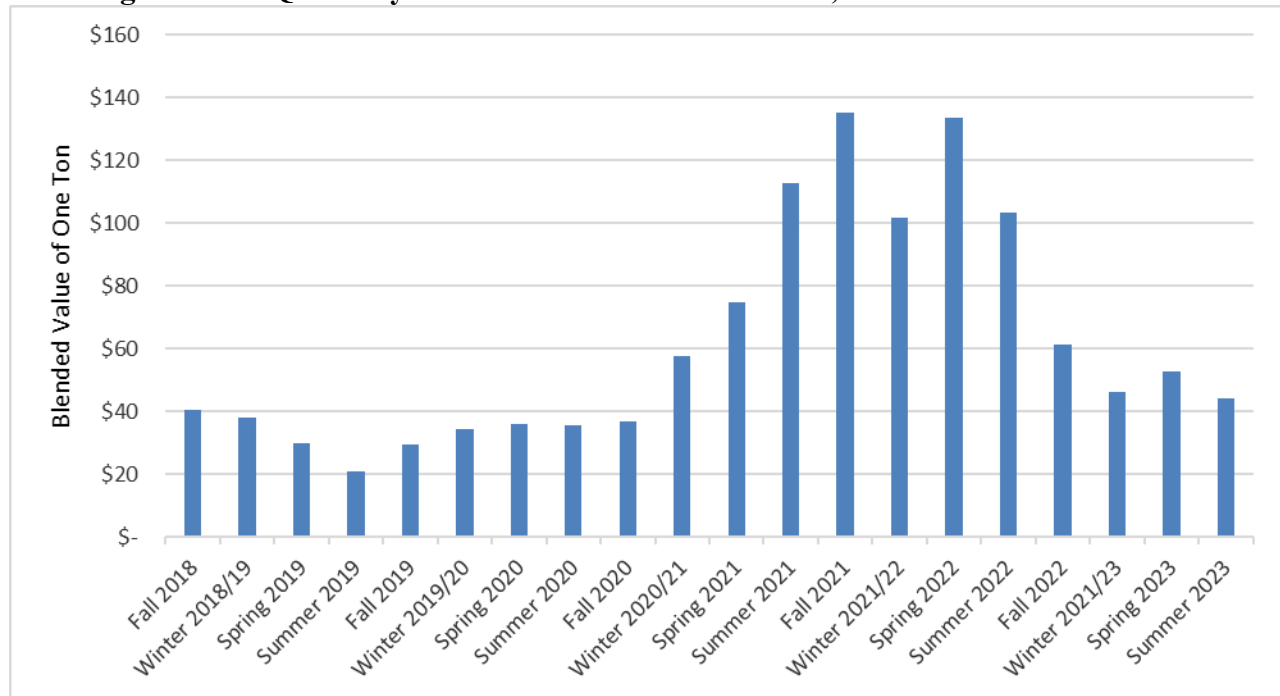
Figure V- 18 Local Government Diversion of Yard Waste from Disposal FY 1995-96 to FY 2022-23



13. Recycling Markets and Prices

Recycling commodity prices were lower and fairly steady throughout FY 2022-23 compared to the previous year. After a year of record high pricing for HDPE and increased cardboard value in FY 2021-22, prices of most commodities returned to values more in line with years prior. Plastics prices experienced the most significant drop; however, it is worth noting that plastics prices have recovered during the first two quarters of FY 2023-24, marking Summer 2023 as a low for PET, HDPE natural and HDPE colored values.

Figure V 19 shows a five-year history of the quarterly blended value, or weighted average price, of a ton of commingled recycling material at MRFs and Table V 10 below shows the calculation of the MRF blended value.

Figure V- 19 Quarterly MRF Blended Material Values, FY 2018-19 to FY 2022-23

When considering the blended material value of a ton of commingled recycling, it is important to consider the makeup of the traditional recycling mix, as provided in Table V 10 below. Glass and contamination make up 37.4 percent of the weight of the commingled mix, both of which have a cost to manage. Whereas the most valuable commodities by weight (aluminum and HDPE natural in Summer 2023) make up only 2.2 percent of the weight of the commingled mix. With the blended value averaging \$51 during FY 2022-23, that revenue does not cover the cost for MRFs to process the materials, meaning that most local governments are charged a tipping fee to drop off recyclables.

In addition to the cost, contamination continues to be an operational challenge for MRFs. To meet the expectations of domestic markets and the stricter standards of international markets, these facilities have added labor, slowed production lines, and invested in equipment to remove contaminants and produce higher-quality outgoing commodity bales. While the improved quality of recycling is favorable, these adjustments require increased per-ton processing costs which are directly passed on to customers, including local governments.

Table V- 10 Calculation of MRF Blended Material Value, Summer 2023

<i>Material</i>	<i>Percent of a MRF Ton</i>	<i>Market Price Per Ton</i>	<i>Proportional Value in a MRF Ton</i>
Aluminum Cans	1.4%	\$1,340.00	\$19.32
Steel Cans	2.1%	\$198.50	\$4.22
PET	4.5%	\$180.00	\$8.08
HDPE Natural	0.8%	\$460.00	\$3.82
HDPE Colored	1.2%	\$140.00	\$1.69
Corrugated Cardboard	23.7%	\$80.00	\$18.99
Mixed paper	28.4%	\$27.50	\$7.80
Glass	18.0%	-\$34.00	-\$6.10
Contamination	19.4%	-\$70.00	-\$13.61
Total			\$44.20

Figure V 20 below shows the history of paper pricing throughout the past 20 years, demonstrating the fluctuating aspects of commodity markets. The value of cardboard and mixed paper experienced a drop after improvements during FY 2021-22.

Figure V- 20 20-Year Market Prices Received for Fiber Materials by Major North Carolina Processors

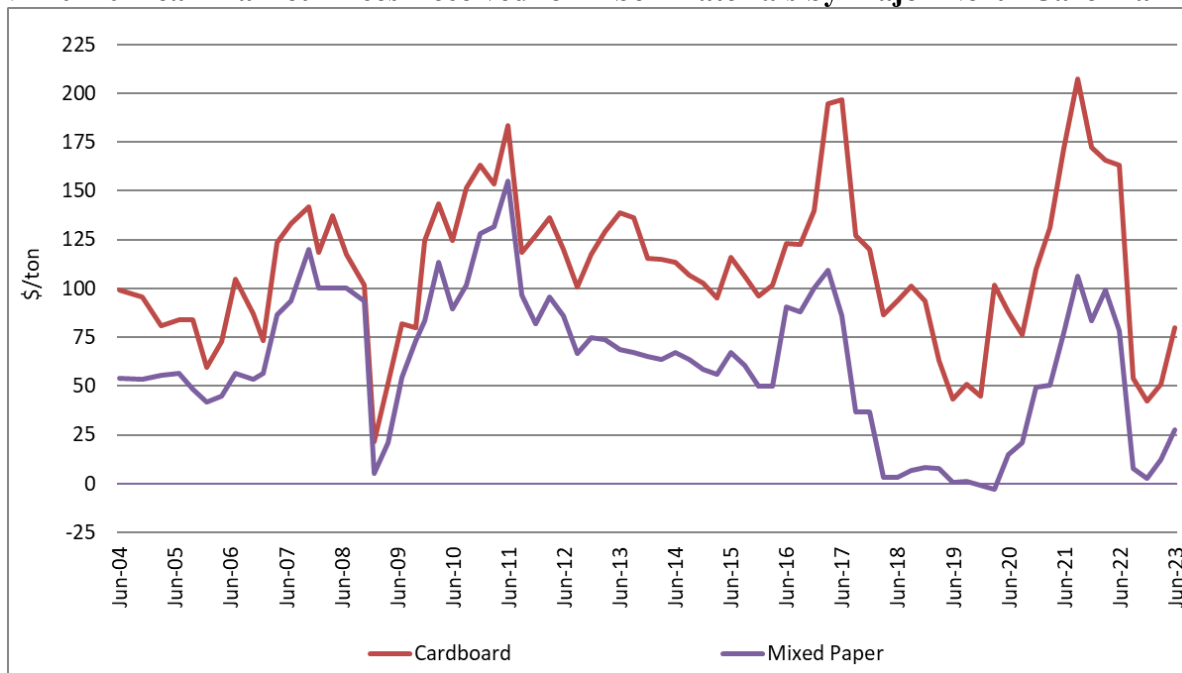
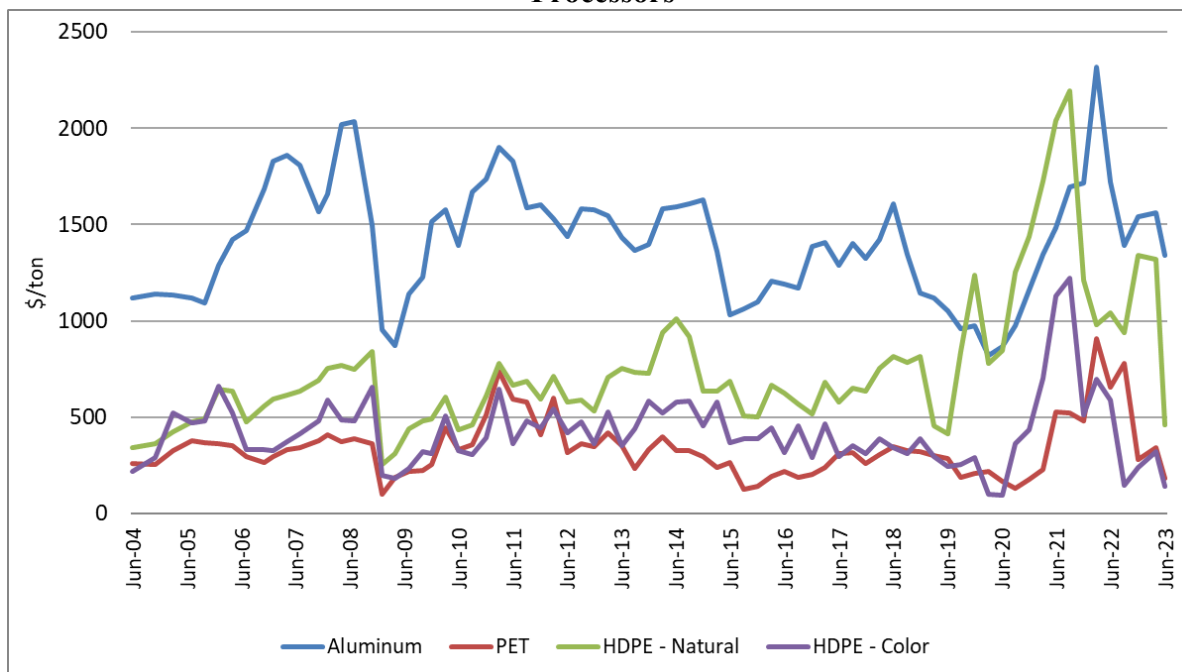


Figure V 21 shows 20-year pricing for three key container materials: aluminum, PET, and HDPE. While all materials decreased in value compared to the previous year, PET and HDPE values have begun rebounding in FY 2023-24, marking Summer 2023 as a low point for plastics commodity pricing.

Figure V- 21 20-Year Market Prices Received for Select Container Materials by Major North Carolina Processors



14. Recycling Market Developments in FY 2022-23

In Spring of 2023, NCDEQ Secretary Elizabeth Biser formed the North Carolina Circular Economy Council to identify ways to expand and accelerate beneficial impacts of recycling in the state. Members of the Council include leading recycling companies, non-profit organizations, industry associations, and product manufacturers. The Council developed a set of findings, emphasizing that recycling and other waste diversion activities are proven strategies for job creation and

economic development, returning valuable materials to the circular economy for the manufacturing of new products. These activities also reduce the environmental impacts of material use and disposal, which helps save energy, decrease greenhouse gases, and conserve limited landfill space. The Council met during spring and summer of 2023 and continue their collaborative work into FY 2023-24, hosting a series of infrastructure tours and developing resources to highlight examples of North Carolina’s circular economy where recycled materials are turned into new products locally.

North Carolina’s private-sector recycling economy continued its strong momentum during FY 2022-23. The state’s longstanding recycling grant programs supported key infrastructure investments to expand recycling opportunities, particularly for plastics and food waste. The state’s Recycling Business Development Grant program provided funding to support eight projects aimed at increasing the capacity to recycle plastic. Four projects expand opportunities to recycle foam from commercial and residential sources, two projects focus on increasing capacity for handling industrial plastics at EnviroVision in Lexington and Pelican Packaging in Halifax and two projects improve recycling infrastructure for plastic bottles at R3cycle in Waxhaw and Waste Management’s Lakeville MRF in Morrisville.

Another focus area of the state’s recycling grant programs during FY 2022-23 was the diversion of food waste, which makes up 24 percent of landfill disposal according to national data from the Environmental Protection Agency. With support from state recycling grants, four local governments and three private businesses made investments to recover more food waste for composting. Henderson County made upgrades to their permitted compost facilities, Durham is expanding a curbside compost pilot, and Davidson and Asheville/Buncombe County are providing community compost drop-off locations for residents to bring their food scraps. McGill Environmental made upgrades to their permitted compost facility in Chatham County, Crown Town Compost purchased additional collection equipment to improve transportation of food waste in the Charlotte region, and Terra Bella established a new compost collection service and processing facility in Greenville.

Momentum to continue reducing food waste have been bolstered during FY 2022-23 with DEQ’s launch of the Use the Food NC campaign in October 2022. The campaign launch brought together more than 60 stakeholders including the NC Department of Agriculture and Consumer Services, US Composting Council, NC Composting Council, EPA Region 4, local governments, food rescue organizations, community groups, private composters, and food waste generators at an in-person meeting in Raleigh. The Use the Food NC campaign offers online resources to promote eating, donating, composting, or anaerobically digesting food before landfilling. Additionally, NCDEQ launched a new Food Waste Reduction Grant program specifically focused on developing the state’s infrastructure to divert food waste for donation or composting. The first round of Food Waste Reduction Grants were awarded in Spring of 2023 to four local governments and seven businesses and will be discussed in the FY2023-24 report.

D. Scrap Tire Management Program

1. Scrap Tire Management

Whole scrap tires were banned from disposal in landfills by G.S. 130A-309.10 in 1990. The Solid Waste Section administers the Scrap Tire Management Program, part of which is the Scrap Tire Disposal Account Fund. The Account Fund was created to provide each qualifying county that incurred a Program deficit with additional funds for the disposal and recycling of scrap tires. To fund the 1993 statute, the General Assembly imposed a 1 percent tax on the sale of new large tires (bus, tractor-trailer, and construction equipment tires) and a 2 percent tax on the sale of new small tires (automobile tires). The statute requires that each county provide at least one collection site at no cost to the public and businesses for the disposal of qualifying scrap tires. Counties receive a quarterly tax distribution from the DOR to be used for scrap tire program operational costs. In the past, some of the tax collected was allocated to the scrap tire disposal account fund. However, Session Law 2013-360, Senate Bill 402 eliminated the tax money allocated to the scrap tire disposal account fund. Currently, money is distributed to the Account Fund annually from the General Fund. Table V 11 shows the revenue and distribution of the taxes FY2022-2023.

Table V- 11 Distributions of Scrap Tire Tax Revenue

Net Tax Collections by the N.C. Department of Revenue	\$28,321,901.98
Dept. of Revenue Cost of Collecting	\$374,654.99

Amount distributed to counties (70%)	\$19,563,072.88
Amount distributed to the General Fund (30%)	\$8,384,174.11

Money allocated to the Division of Waste Management from the General Fund is used to provide additional funding to counties in the form of a grant for the cleanup of illegal tire dumps and for county-incurred deficits in their scrap tire management programs. Scrap tire legislation requires the Division of Waste Management to consider county efforts to avoid free disposal of out-of-state tires and other ineligible tires and county program efficiency in using allocated funds when making decisions about grant awards. Table V 12 below provides an overview of the Scrap Tire Disposal Account Fund.

Table V- 12 Scrap Tire Management Account

Balance of Funds as of July 1, 2022		\$218,035.89
Cost Overrun Grants to Counties July 2022	[\$202,535.00]	
Cost Overrun Grants to Counties January 2023	[\$211,140.21]	-
Clean Up Grants to Counties	[\$0.00]	-
Total Debits		[\$413,675.21]
Transfer from General Fund	\$420,000.00	
Total Credits	-	\$420,000.00
Ending Balance June 30, 2023	-	\$224,360.68

2. County Tire Disposal

Seventy-six county programs, including one regional program (the Coastal Regional Solid Waste Management Authority, which serves Carteret, Craven and Pamlico Counties), applied for the Scrap Tire Disposal Account Fund Grant during the fall and spring (a total of two grant cycles) of FY22-23. It was reported that they collected 96,499.45 tons of scrap tires and spent \$10,655,827.30 on disposal costs and received \$7,790,428.83 from the scrap tire disposal tax. The counties requested \$2,865,398.45 in grant requests and received \$413,675.21 in grants. The average contract disposal cost is \$95.42 per ton; however, that cost can vary based on tonnage, contract agreement, and distance from the disposal and recycling facility. The maximum contract disposal cost reported is \$208.31 per ton.

The FY 2022-2023 Local Governmental Annual Report (LGAR) submitted by each county shows that they collected a total of 176,586.11 tons of scrap tires and spent a total of \$20,425,184.12 for scrap tire management and disposal and recycling. County reports state that they received a total of \$19,500,130.13 in revenue (tax proceeds, grants, cleanup monies, and scrap tire charges) to operate the scrap tire management programs. The average contract disposal cost per ton is \$139.43 however the cost can vary based on tonnage, contract agreement, and distance from the disposal and recycling facility. The maximum contract disposal cost per ton reported is \$208.25.

3. Tire Disposal and Recycling

In FY 2022-2023, North Carolina tire processors reported they received 294,734.00 tons of scrap tires from North Carolina counties and from other states. Some tire sellers bypass county scrap tire collection sites and have scrap tires taken directly to processors. Reuse or disposal is shown in Table V 13 and Figure V 22 below. Scrap Tire Cost Overrun Grants are summarized in Table V 14a and V14b below. As shown in those tables, each county that applied for a grant award was awarded a percentage of that amount. The tax proceeds distributions are a combination of two quarterly distributions dispersed by the N.C. Department of Revenue. Table V 16 below shows the Illegal Tire Dump Clean-Up Costs for the fiscal year.

Table V- 13 Final Disposal/Recycling of Tires (tons)

Scrap tires disposed (landfill)	136,527.00
Scrap tires used as fuel	82,545.00
Scrap tires used as crumb rubber	42,648.00
Scrap tires re-used or re-capped	9,958.00

Scrap Tires used in civil engineering	0
Scrap tires used for other purposes	12,853.00
Scrap tires used as mulch	8,229.00
Scrap tires stockpiled	1,974.00
Scrap tire stockpiled after FY end	[0]
Total scrap tires received	294,734.00

Figure V- 22 Final Disposal of Scrap Tires in NC

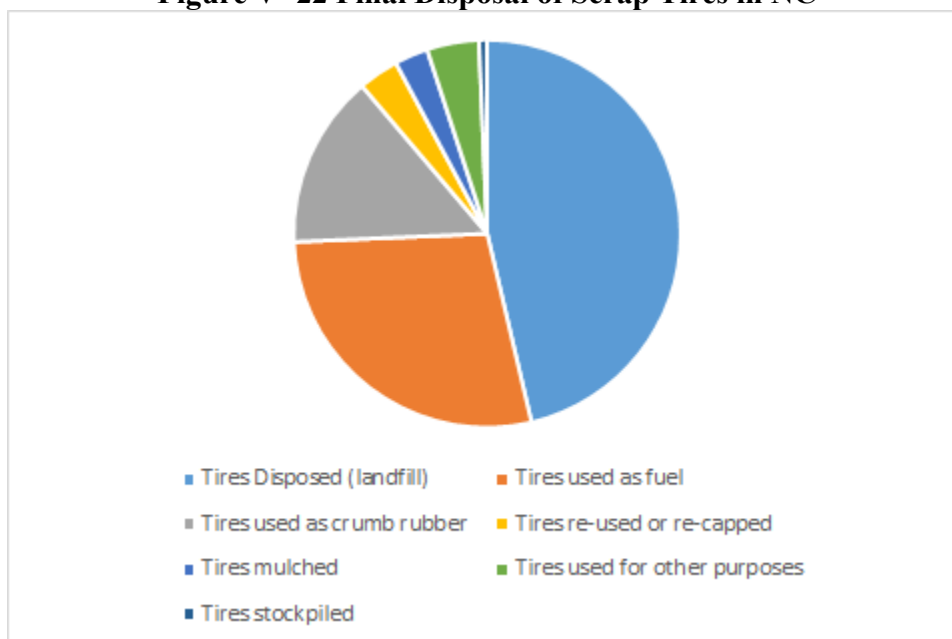


Table V- 14 Scrap Tire Cost Over-Run Grant October 2021-March 2022 Grants Awarded July 2022

Applicant County	Grant Period [six-months] Tax Proceeds from NCDOR	Disposal Account Fund Grant Amount Requested	Disposal Account Fund Grant Awarded
Ashe	\$22,244.48	\$24,555.55	\$3,060.00
Beaufort	\$37,331.78	\$68,512.54	\$10,080.00
Carteret	\$56,649.52	\$23,017.39	\$3,600.00
Catawba	\$134,913.88	\$154,632.37	\$37,828.00
Cherokee	\$24,067.93	\$5,308.91	\$734.40
Chowan	\$11,476.46	\$41,331.98	\$6,885.00
Cleveland	\$83,651.75	\$3,757.37	\$576.00
Dare	\$31,021.37	\$8,263.87	\$1,101.60
Duplin	\$40,476.50	\$27,778.50	\$4,320.00
Gates	\$8,708.99	\$10,323.80	\$1,836.00
Graham	\$6,717.86	\$10,803.13	\$1,836.00
Halifax	40,577.96	\$28,256.64	\$3,672.00
Haywood	\$52,074.52	\$31,645.34	\$6,300.00
Henderson	\$97,665.94	\$3,454.89	\$1,133.60
Hertford	\$17,905.08	\$21,685.67	\$3,060.00

Jackson	\$36,141.30	\$2,435.17	\$367.20
Lenoir	\$46,148.94	\$46,196.02	\$9,000.00
Macon	\$31,105.21	\$25,553.61	\$3,672.00
McDowell	\$37,316.70	\$3,524.24	\$489.60
Mecklenburg	\$937,450.57	\$2,913.91	\$2,234.40
Mitchell	\$12,493.40	\$16,523.63	\$2,448.00
Nash	\$79,667.80	\$26,484.53	\$4,320.00
New Hanover	\$189,245.32	\$47,500.53	\$10,900.00
Pamlico	\$10,270.03	\$4,088.68	\$612.00
Pasquotank	\$34,047.06	\$44,071.18	\$8,100.00
Perquimans	\$10,870.31	\$1,327.09	\$244.80
Pitt	\$142,572.41	\$115,475.61	\$29,012.00
Rutherford	\$53,895.47	\$11,435.27	\$2,160.00
Scotland	\$28,537.28	\$5,756.80	\$734.40
Surry	\$59,813.51	\$25,548.49	\$4,320.00
Wake	\$951,402.67	\$37,997.40	\$14,740.00
Wayne	\$98,080.09	\$43,180.35	\$9,410.00
Washington	\$9,166.74	\$16,096.00	\$2,448.00
Wilkes	\$55,187.40	\$19,278.22	\$2,880.00
Wilson	\$65,936.13	\$39,391.11	\$8,420.00
Totals:	\$3,554,832.36	\$998,105.79	\$202,535.00

Table V-15 Scrap Tire Cost Over-Run Grant April 2022-September 2022 Grants Awarded January 2023

Applicant County	Grant Period [six-months] Tax Proceeds from NCDOR	Disposal Account Fund Grant Amount Requested	Disposal Account Fund Grant Awarded
Alexander	\$30,330.87	\$15,253.00	\$777.90
Ashe	\$22,126.05	\$24,405.46	\$1,244.68
Beaufort	\$37,133.04	\$80,245.83	\$6,499.91
Carteret	\$56,347.93	\$25,166.61	\$1,510.00
Catawba	\$134,195.64	\$182,446.68	\$20,062.22
Cherokee	\$23,939.80	\$24,983.74	\$1,274.17
Chowan	\$11,415.35	\$47,109.94	\$3,003.26
Cleveland	\$83,206.39	\$13,393.72	\$803.62
Craven	\$84,808.34	\$17,907.94	\$1,074.48
Duplin	\$40,255.03	\$47,662.25	\$3,574.67
Forsyth	\$319,614.82	\$10,189.72	\$3,672.52
Gates	\$8,662.62	\$8,933.63	\$455.62
Graham	\$6,682.10	\$19,788.49	\$1,009.21
Halifax	40,361.92	\$57,383.18	\$3,658.18
Haywood	\$51,797.28	\$45,499.54	\$3,412.47
Henderson	\$97,145.99	\$24,796.04	\$1,487.76
Hertford	\$17,809.76	\$31,935.20	\$1,628.70
Iredell	\$156,519.32	\$12,527.63	\$1,826.82

Jackson	\$35,948.89	\$11,906.73	\$607.24
Lenoir	\$45,903.25	\$56,097.02	\$4,207.28
Lincoln	\$72,679.15	\$1,208.59	\$72.52
Macon	\$30,939.61	\$34,590.98	\$1,764.14
Martin	\$18,290.07	\$18,726.78	\$955.07
McDowell	\$37,118.02	\$10,875.74	\$554.66
Mecklenburg	\$932,459.69	\$259,701.39	\$51,734.31
Mitchell	\$12,426.88	\$18,597.80	\$948.49
Nash	\$79,243.67	\$80,862.25	\$6,549.84
New Hanover	\$188,237.80	\$61,114.56	\$7,445.31
Pasquotank	\$33,865.79	\$68,397.50	\$5,540.20
Perquimans	\$10,812.44	\$4,795.52	\$244.57
Person	\$32,590.76	\$6,568.48	\$334.99
Pitt	\$141,813.37	\$156,284.28	\$17,472.14
Rockingham	\$76,016.47	\$13,022.13	\$781.33
Rutherford	\$53,608.54	\$32,168.97	\$1,930.14
Scotland	\$28,385.35	\$15,065.52	\$768.34
Surry	\$59,495.09	\$36,421.91	\$2,731.64
Wake	\$946,337.58	\$205,794.86	\$43,486.61
Warren	\$15,502.33	\$1,108.54	\$56.54
Washington	\$9,117.94	\$27,903.62	\$1,423.08
Wayne	\$97,557.94	28087.58	2853.78028
Wilkes	\$54,893.59	28363.31	1701.7986
Totals:	\$4,235,596.47	\$1,867,292.66	\$211,140.21

Table V- 16 Illegal Tire Dump Clean-Up Costs

No grant monies were allocated for clean-up costs in FY22-23.

E. White Goods Management

1. White Goods Tax Collections and Distributions

White goods are defined in G.S. 130A-290 as: "refrigerators, ranges, water heaters, freezers, unit air conditioners, washing machines, dishwashers, clothes dryers and other similar domestic and commercial large appliances." In 1993, the North Carolina General Assembly passed the Management of Discarded White Goods Act, as white goods were difficult to dispose of and contained greenhouse gasses particularly chlorofluorocarbon refrigerants (CFCs). To fund this statute, the General Assembly imposed a \$3 tax on new white goods.

Counties are mandated to manage white goods by providing at least one disposal site, at no cost to residents, and to arrange for the removal of CFCs. The FY 2022-2023 LGAR submitted by each county shows that they collected a total of 29,837.07 tons of white goods and spent a total of \$5,810,658.98 on white goods management and recycling. County reports state that they received a total of \$8,087,886.12 in revenue from tax proceeds and scrap metal sales to operate the white goods management programs. Much of the white goods tax revenue is distributed to county governments for use in administering their Programs as shown in Table V 17

Table V- 17 White Goods Tax Collections/Distributions

Net Tax Collections by the Department of Revenue	\$7,843,697.89
--	----------------

Department of Revenue Cost of Collecting	[\$396,464.54]
Total Revenue Available for Distribution	\$7,447,233.35
72% of Revenue - Available for Distributions to Counties	\$5,362,008.01
Funds Forfeited from ineligible counties (Sent to the General Fund)	[\$2,040,750.58]
Total Distributed to Counties	\$3,321,257.43
Funds Forfeited from ineligible counties (Sent to the General Fund)	\$2,040,750.58
28% of Revenue - Sent to the General Fund	\$2,085,225.34
Total Sent to the General Fund	\$4,125,975.92

County governments with an undesignated ending balance exceeding 25 percent of the tax proceeds received, or would have received if eligible, during the preceding fiscal year and those counties that failed to submit reports demonstrating their eligibility were ineligible to receive tax proceeds. The forfeited funds went to the North Carolina General Fund.

Table V 18 below summarizes ineligible counties per distribution quarter. The county fund information is from the North Carolina Department of Revenue – White Goods Disposal Tax Distribution Reports issued in August and November 2022 and February and May 2023.

Prior to July 1, 2017, county governments could apply for grants from a White Goods Disposal Account for white goods program cost overruns, white goods cleanup activities, and white goods-related capital improvements. The White Goods Disposal Account was repealed effective June 30, 2017.

Table V- 18 Counties Ineligible to Receive Tax Proceeds Distributions

August 15, 2022	August 16, 2022	November 15, 2022	November 15, 2022
Anson	Martin	Anson	Martin
Cabarrus	Mecklenburg	Cabarrus	Mecklenburg
Caswell	Montgomery	Caswell	Montgomery
Cherokee	Northampton	Cherokee	Northampton
Columbus	Pasquotank	Columbus	Pasquotank
Cumberland	Pender	Cumberland	Pender
Dare	Randolph	Dare	Randolph
Duplin	Richmond	Duplin	Richmond
Forsyth	Robeson	Forsyth	Robeson
Edgecombe	Rowan	Edgecombe	Rowan
Graham	Sampson	Graham	Sampson
Granville	Transylvania	Granville	Transylvania
Halifax	Union	Halifax	Union
Harnett	Wilkes	Harnett	Wilkes
Haywood		Haywood	
Hendeson		Hendeson	
Hertford		Hertford	
Hoke		Hoke	
Hyde		Hyde	
Jones		Jones	
Lenoir		Lenoir	
Madison		Madison	

	36		36
	<i>July 2022 letter to NCDOR</i>		<i>October 2022 letter to NCDOR</i>
	<i>2nd use of 2021 AFIR</i>		<i>3rd use of 2021 AFIR</i>
	<i>< ineligible counties than previous quarter</i>		<i>equals ineligible counties from previous quarter</i>

Table V- 19 Counties Ineligible to Receive Tax Proceeds Distributions

February 15, 2022	February 15, 2022	May 15, 2023	May 15, 2023
Anson	Martin	Anson	Lenoir
Cabarrus	Mecklenburg	Bertie	Lincoln
Caswell	Montgomery	Caswell	Martin
Cherokee	Northampton	Cherokee	Mecklenburg
Columbus	Pasquotank	Clay	Montgomery
Cumberland	Pender	Columbus	Northampton
Dare	Randolph	Cumberland	Onslow
Duplin	Richmond	Dare	Orange
Forsyth	Robeson	Davidson	Pasquotank
Edgecombe	Rowan	Duplin	Pender
Graham	Sampson	Edgecombe	Randolph
Granville	Transylvania	Forsyth	Richmond
Halifax	Union	Gates	Rockingham
Harnett	Wilkes	Granville	Rowan
Haywood		Greene	Sampson
Henderson		Halifax	Scotland
Hertford		Harnett	Stokes
Hoke		Henderson	Surry
Hyde		Hertford	Swain
Jones		Hoke	Transylvania
Lenoir		Hyde	Warren
Madison		Jones	Wilkes
			Yancey
	36		45
	<i>January 2023 letter to NCDOR</i>		<i>April 2023 letter to NCDOR</i>
	<i>4th use of 2021 AFIR</i>		<i>1st use of 2022 AFIR</i>
	<i>equals ineligible counties from previous quarter</i>		<i>> ineligible counties in first use of a quarter</i>

F. Abandoned Manufactured Homes (AMH) Program

As established in G.S. 130A-309.111, NCDEQ's Division of Environmental Assistance and Customer Service (DEACS) operates a grant program that provides a portion of the Division's annually appropriated grant funding to North Carolina counties to facilitate the identification, deconstruction, recycling, and disposal of abandoned manufactured homes which are deemed unfit, unsafe, and hazardous. The Abandoned Manufactured Homes (AMH) Grant Program Request for

Proposals (RFP) was originally developed and made available to North Carolina counties in October 2009. FY 2022-23 was the 14th year of grant program operation. The legislation states that the AMH grant program expires on October 1, 2023, making the FY 2022-23 grant round the final set of funding awarded under this program.

1. AMH Grants Awarded by Fiscal Year

Table V 20 shows the number of grants awarded during each of the 14 years of the program's operation and funding allocated to those grants.

Table V- 20 AMH Grants Awarded by Year

Fiscal Year	Number of AMH Grants Awarded	Grant Funds Allocated
FY 2009-10	10	\$385,000
FY 2010-11	3	\$105,000
FY 2011-12	4	\$150,000
FY 2012-13	3	\$117,500
FY 2013-14	4	\$80,000
FY 2014-15	3	\$74,500
FY 2015-16	6	\$69,000
FY 2016-17	4	\$35,500
FY 2017-18	5	\$49,000
FY 2018-19	0	0
FY 2019-20	8	\$100,000
FY 2020-21	3	\$32,000
FY 2021-22	4	\$40,000
FY 2022-23	3	\$51,000

During FY 2022-23, DEACS held the final fourth round of AMH grants under a competitive cycle. Staff developed and released the Request for Proposals (RFP) in October 2022. Three AMH grant applications were received, and all were approved for state contracts by March 2023 totaling \$51,000 in grant funding. All applications received met the criteria of the RFP guidelines and were approved with all or partially requested funding for Jones, Iredell, and Wilson Counties.

2. AMH Program Statistics

As required by G.S. 130A-309.117, each AMH grant program participant must submit an annual report to the state every August that documents and summarizes county program information from the previous fiscal year. Based on the August 2023 grantee reports, Table V 21 below shows the total number of AMH units deconstructed under the program and the resulting amount of waste disposed of and materials recycled in FY 2022-23, including mercury thermostats, which are required to be removed before disposal. Program statistics do not include deconstruction activities conducted in counties without state grant support.

Table V- 21 AMH Units Deconstructed in FY 2022-23

Statistics for AMH Program for Fiscal Year 2022-23	
Units Deconstructed	29 Units
Materials Landfilled	582.54 Tons
Materials Recycled (percentage of total tonnage)	116.54 Tons (16.7 %)
Mercury Thermostats Recovered	0 Thermostats

In addition to the three new AMH cleanup grants, there were seven AMH program grants active during FY 2022-23. The number of units deconstructed during FY 2022-23 increased when compared to FY 2021-22, from 14 units to 29 units. Thus, the tons of materials landfilled and recycled increased, with the overall percentage of materials recycled increasing from 0.8 percent in FY 2021-22 to 16.7 percent in FY 2022-23. No thermostats were recovered during FY 2022-23. Table V 22 below presents the individual AMH grants that were active during FY 2022-23 and provides details from those

programs.

Table V- 22 Active AMH Grant Program Participants During FY 2022-23

County	Contract Start Date	Contract End Date	Grant Award	County Costs during FY	Responsible Party Fees Collected	# Units Deconstructed with Grant Support during FY 2022-23
Alamance	3/1/2022	3/1/2023	\$12,500	\$12,000	\$0	8
Ashe	6/1/2022	5/31/2024	\$15,000	\$0	\$0	0
Henderson	3/1/2022	2/28/2023	\$10,000	\$32,686.70	\$0	10
Iredell	7/1/2023	6/30/2025	\$16,000	\$0	\$0	0
Nash	3/1/2021	3/1/2023	\$27,000	\$9,300.00	\$800	5
Jones	3/1/2023	3/1/2025	\$15,000	\$0	\$0	0
Rockingham	3/5/2020	3/1/2023	\$10,000	\$9,000.00	\$0	6
Warren	3/5/2020	2/28/2024	\$10,000	\$0	\$0	0
Wilson	5/15/2023	5/14/2024	\$20,000	\$0	\$0	0
Yadkin	3/7/2022	2/28/2023	\$2,500	\$0	\$0	0

3. Program Participant Highlights, FY 2022-23

Yadkin County withdrew its AMH planning grant by mutual agreement with NCDEQ after the county decided it could not complete the planning grant it applied for in 2021. Four grantees completed work on AMH grants during FY 2022-23 and these grantees were Alamance, Nash, Henderson, and Rockingham Counties. Two grantees, Warren and Rockingham Counties, used grant extensions to continue work on their respective AMH grants. Three new abandoned manufactured homes (AMH) grants were approved for Jones, Iredell, and Wilson Counties. All of these new grants are repeat grantees and Jones and Wilson Counties first grants were planning grants. The total expenditure by counties associated with the AMH grant program in FY 2022-23 was \$62,986.70. This expenditure is higher than the previous year due to six grantees completing all or some of their planned demolitions. The total amount of funds contributed by responsible parties in FY 2022-23 was \$ 800.00, which is down from the previous fiscal year. As shown in Table V 22 above, Nash County accounted for all of the responsible party fees collected.

4. Additional Information on the AMH Program

An examination of the fiscal year county reports submitted by grantees showed that there were significant delays from the COVID -19 pandemic, economic issues related to the recovery, and employment instability in the counties and their contractors. Every AMH County has been impacted resulting in delays in getting work completed. DEACS will continue to work with the grantees as needed to assess the impact of these issues and to assist as practicable, including grant extensions.

The authorizing legislation for the AMH program is found in G.S. 130A-309.111 through 130A-309.117. The legislation states that the AMH grant program expires on October 1, 2023, making the FY 2022-23 grant round the final set of funding awarded under this program. DEACS will continue to report on the progress and results of the five remaining active grants in subsequent reports until all are completed.

G. Electronics Management Program

North Carolina General Statute 130A-309.130 established the Electronics Management Program. The program directs manufacturers of electronics, retailers, consumers, and state and local governments to share accountability for the responsible recycling and reuse of electronic equipment. The law applies to computer equipment and televisions intended primarily for consumer use. Computer equipment includes computers, tablets, gaming systems, monitors, video display units, printers, scanners, combination printer-scanner fax machines, and other peripherals (except for keyboards and mice). Items such as mobile telephones, video recorders, cable, and satellite boxes, and all commercial devices such as printers and data-networking systems are not covered devices under the law.

1. Manufacturers' Responsibilities

Before selling computer equipment and televisions in North Carolina, manufacturers must register with the state and pay a registration fee, which is dependent upon the type of equipment manufactured and, for computer equipment, a recycling plan (level I, II or III) is required.

Television and computer equipment manufacturers have different recycling obligations under the law. Television manufacturers are assigned an annual target weight by the Division of Waste Management to recycle based on their market share. Computer equipment manufacturers are required to have a plan in place to make the recycling of computers available to consumers. The law is designed to provide electronics recycling opportunities for the consumer, which is defined as an occupant of a dwelling who used the equipment primarily for personal or home business use. A nonprofit organization with fewer than 10 employees is also considered a consumer.

Television manufacturers pay an initial fee of \$2,500 plus an annual fee of \$2,500. Each television manufacturer is obligated to recycle or arrange for the recycling of its market share of televisions and must annually report the weight of televisions they recycled or arranged to recycle for the previous fiscal year.

Computer equipment manufacturers' responsibility:

- Pay an initial registration fee of \$10,000 to \$15,000, followed by an annual registration fee of \$2,500 to \$15,000, depending on the level of recycling plan chosen.
- Computer equipment manufacturers must provide a plan, through which consumers are provided free and reasonably convenient recycling.
- Recycling and transportation must be accomplished using environmentally sound management practices.
- Manufacturers must provide consumer recycling education and a toll-free phone number.
- Each registered computer equipment manufacturer must also submit an annual report detailing the total weight of computer equipment collected for recycling and reuse for the previous fiscal year, summarizing the actions implemented from the approved plan.

2. Retailer's Responsibilities

Retailers in North Carolina may only sell computer equipment and televisions that display the manufacturer label of a registered manufacturer in compliance with the electronics management law.

3. State Agencies and Governmental Entities Responsibilities

State agencies and governmental entities in North Carolina may only purchase computer equipment and televisions that are produced by registered manufacturers in compliance with the electronics management law. A list of manufacturers that are compliant can be viewed at:

<https://edocs.deq.nc.gov/WasteManagement/DocView.aspx?id=1390200&dbid=0&repo=WasteManagement> for computer equipment and

<https://edocs.deq.nc.gov/WasteManagement/DocView.aspx?id=1390199&dbid=0&repo=WasteManagement> for televisions.

4. Registration of Facilities Recovering or Recycling Electronics

Facilities that recover or recycle covered devices or other electronic devices diverted from the waste stream for transfer, treatment, or processing must register annually with the Department on or before August 1 each year.

5. Recycling Rates Within North Carolina

Data on the recycling of computer equipment and televisions come from two primary sources: manufacturer reports and Local Government Annual Reports (LGAR). Table V 23 below presents information reported by manufacturers registered with North Carolina.

Table V- 23 Electronics Collection by Weight

Type of Collection	Computer Equipment Manufacturers (lbs.)	Television Manufacturers (lbs.)
Mail-back Program	349,306	7,000
Retail Collection or Scheduled Collection Events	630,370	4,974,407
Permanent drop-off through local government programs	621,623	7,189,711
Total lbs	1,601,299	12,171,118

Permanent drop-off locations are the option most offered to consumers for their electronics recycling. Drop-off operations can be at local government locations and via manufacturer-sponsored sites, such as retailers, thrift stores, and temporary collection events. Mail-back programs are an important option for rural areas with fewer drop-off locations available, although, the weight collected through this collection method continues to be relatively small.

Almost two thirds (66 percent) of televisions being recycled by consumers are brought to local government programs. Table V 24 and Table V 25 below show the recycling of electronics collected by county and municipal collection programs as well as overall collection programs by fiscal year.

Table V- 24 Electronics Collected (Tons) by County and Municipal Collection Programs by Fiscal Year

<i>County and Municipal Collection Programs</i>	<i>Televisions</i>	<i>Computer Equipment**</i>	<i>Other Electronics</i>	<i>Total</i>
FY 2012-13	8,739.47		5,419.81	14,159.28
FY 2013-14	9,314.94		5,470.99	14,785.93
FY 2014-15	10,025.66		5,050.77	15,076.43
FY 2015-16	12,057.66		4,623.86	16,681.52
FY 2016-17	11,137.81		4,656.75	15,794.56
FY 2017-18*	9,833.78		3,519.09	13,352.87
FY 2018-19	9,912.60		3,531.48	13,444.08
FY 2019-20	7,742.63	1,145.35	2,847.79	11,735.77
FY 2020-21	6,847.92	1,121.02	2,655.35	10,624.28
FY 2021-22	5,613.34	2,058.54	1,235.70	8,907.58
FY 2022-23	4,893.95	1,325.46	1,952.24	8,171.65

* A correction was made to the FY 2017-18 local government television and other electronics tons in the FY 2018-19 report.

** Local governments were asked for the first time in FY 2019-20 to report computer equipment separately. In previous years, computer equipment has been combined with other electronics.

Table V- 25 Overall Recycling of Electronics

	<i>Manufacturer Television Tons Collected</i>	<i>Manufacturer Computer Equipment Tons Collected</i>	<i>Local Government Television Tons Collected</i>	<i>Local Government Other Electronics Tons Collected **</i>	<i>Total Tons</i>	<i>Total Pounds Per Capita</i>
FY 2012-13	1,624	2,099	8,739	5,420	17,882	3.7
FY 2013-14	2,460	1,843	9,315	5,471	19,090	3.9
FY 2014-15	2,834	1,193	10,026	5,051	19,104	3.8
FY 2015-16	1,743	1,598	12,058	4,624	20,023	4.0
FY 2016-17	2,086	694	11,138	4,657	18,575	3.8

FY 2017-18*	2,901	725	9,834	3,519	16,979	3.3
FY 2018-19	1,507	516	9,913	3,531	15,467	3.0
FY 2019-20	250	829	7,743	3,993	12,815	2.4
FY 2020-21	150	465	6,848	3,776	11,239	2.1
FY 2021-22	1,570	590	5,613	3,294	11,068	2.1
FY 2022-23	2,491	490	4,894	3,278	11,152	2.1

* A correction was made to the FY 2017-18 local government television and other electronics tons in the FY 2018-19 report.

** Local government other electronics include computer equipment.

6. Compliance and Enforcement of Electronics Laws

Manufacturers that have not paid their annual fees or submitted required documentation are ineligible to market their products in North Carolina. Residents and government agencies can check the DWM website

<https://www.deq.nc.gov/about/divisions/waste-management/solid-waste-section/special-wastes-and-alternative-handling/electronics-management#QuickLinks-11327> to determine which companies may sell in North Carolina.

The Division of Waste Management and DEACS have been coordinating with manufacturer stakeholder groups, as well as a national consortium of states with electronics programs – Electronics Recycling Coordination Clearinghouse (ERCC), to seek ways to streamline and automate reporting requirements for North Carolina. Manufacturer reporting requirements vary greatly from state to state. North Carolina has joined with other states in allowing manufacturers to register via web access at: <https://ecycleregistration.org/Default.aspx>.

7. Electronics Management Fund

The Electronics Management Fund, administered by DWM, is funded by computer equipment and television manufacturers' initial registration and annual fees. Fees paid into the electronics management fund are used to support approved electronics management programs within North Carolina counties. Table V 26 reflects the fund's balance and payout for FY 2022-2023.

Table V- 26 Electronics Management Fund

Balance of Funds as of July 1, 2022		\$482,581.69
Debits		
February 2023 Distributions to Local Government Programs *	[\$482,581.00]	
Cost of Market Share Data	[\$6,727.27]	
ERCC Membership and participation in e-Cycle Registration	[\$6,500.00]	
Administrative and Salary Costs	[\$125,622.32]	
Total Debits		\$621,430.59
Credits		
Computer Equipment Manufacturer Fees	\$893,475.00	
Television Manufacturer Fees	\$65,000.00	
Total Credits		\$958,475.00
Ending Balance June 30, 2023		\$819,626.10

*Fund balance in mid-January prior to distribution of funds was approximately \$750,756.

8. Types of Equipment Recovered by Local Programs

Based on information reported from local governments in FY 2022-23, the full cost of electronics recycling through local government programs is estimated to be approximately \$0.38 per person. Local governments can become eligible for funds by implementing an electronics management plan, submitting the plan and required plan elements as a Fund

application, and using an electronics recycler/vendor that holds the e-Stewards or R2 certification. Although costs to operate local government programs vary significantly, the calendar year 2023 fund monies distributed covered approximately 17 percent of the estimated costs to operate programs that made themselves eligible to receive funds.

Because of consolidation among electronics manufacturers and an increasing number of computer manufacturers choosing to register with a Level II plan, the distribution amounts may vary in the future.

Electronics programs are required to demonstrate to DWM that all recycling of computer equipment and televisions is being conducted by R2 or e-Steward-certified facilities to receive future distributions. The funding must be used only for the management of electronics. The 58 local governments with approved electronics management fund applications received their pro rata share of a total of \$482,581.00 in distributions from the Electronics Management Fund in February 2023. The list of local governments that received funds last fiscal year is shown in Table V 27 below.

Table V- 27 Electronics Management - Distribution February 2023

Unit of Local Government	Fund Amount
Alamance	\$10,150.48
Alexander	\$3,461.53
Ashe	\$4,942.18
Avery	\$1,985.88
Brunswick	\$13,543.98
Cabarrus	\$6,206.74
Catawba	\$6,493.87
Chatham	\$7,847.46
Cherokee	\$3,042.34
Chowan	\$1,297.57
Cleveland	\$17,434.70
Craven	\$5,478.42
Dare	\$800.35
Durham, City of	\$15,706.93
Edgecombe	\$362.16
Franklin	\$2,435.07
Gates	\$893.39
Granville	\$8,620.81
Guilford	\$22,006.71
Halifax	\$1,102.49
Haywood	\$6,002.65
Henderson	\$12,422.48
Hoke	\$445.20
Hyde	\$736.32
Iredell	\$13,366.90
Jackson	\$3,155.39
Lee	\$5,297.34
Lenoir	\$500.22
Lincoln	\$15,529.85
Macon	\$3,295.45

McDowell	\$5,025.22
Mecklenburg	\$57,033.17
Mitchell	\$791.35
Moore	\$18,809.30
New Hanover	\$12,756.63
Pasquotank	\$1,318.58
Pender	\$20,972.26
Perquimans	\$924.41
Person	\$1,878.83
Polk	\$1,705.75
Randolph	\$5,920.61
Richmond	\$1,097.48
Robeson	\$194.09
Rockingham	\$2,881.27
Rutherford	\$1,058.47
Stanly	\$2,030.90
Stokes	\$5,202.30
Surry	\$6,609.92
Transylvania	\$1,851.82
Union	\$16,365.22
Vance	\$3,098.37
Wake	\$89,120.34
Watauga	\$208.09
Warren	\$320.14
Wayne	\$5,702.52
Wilkes	\$3,964.75
Winston-Salem, City of	\$18,518.17
Yadkin	\$2,656.18
58 Applicants	\$482,581.00

H. Additional Documentation from the N.C. Department of Administration and Department of Transportation

Please refer to these links for reports from the North Carolina Department of Administration and Department of Transportation that summarize the environmental and resource conservation programs provided by those agencies.

The N.C. Department of Administration promotes the purchase and use of sustainable, efficient supplies and products. As the department progresses with this effort, more of those types of products are being added to statewide term contracts and agency-specific term contracts awarded through open market bids. For more information, visit the Division of Purchase and Contract's website at: <https://ncadmin.nc.gov/about-doa/divisions/purchase-contract>.

G.S. 136-28.8(g) and G.S. 130A-309.14(3) mandate that the N.C. Department of Transportation prepares an annual report on the amounts and types of recycled materials specified or used in construction and maintenance projects during the previous state fiscal year and review of bid procedures, respectively. The types of recycled materials incorporated into the report would routinely contribute to the consumer and industrial waste streams, compounding the problem of declining space in landfills.

Chapter VI: Utility-Scale Solar Management Program

A. Executive Summary

North Carolina Session Law 2023-58, s.2, effective June 26, 2023, enacted a new Part within Article 9 of Chapter 130A of the North Carolina General Statutes: Part 2J “Management of Solar Energy Equipment” (G.S. 130A-309.240 through 130A-309.243). The session law also revised North Carolina General Statute 130A-309.06(c) to require the NCDEQ to annually report on the management of solar energy equipment pursuant to Part 2J to the North Carolina General Assembly’s Environmental Review Commission and Fiscal Research Division.

B. Program Background

S.L. 2023-58 made DEQ the lead agency in the statewide administration and enforcement of utility-scale solar project registration, decommissioning, and financial assurance program for new projects, and for enforcing the new state-level statutory registration and decommissioning requirements for existing utility-scale solar projects. The session law requires the owner of a utility-scale solar project capable of generating two (2) or more megawatts (MW) alternating current (AC) that is directly connected to the electrical grid to:

- Properly decommission the project upon cessation of operations and restore the property.
- Register with the DEQ and pay a fee.
- Submit a decommissioning plan and establish financial assurance for new and rebuilt/expanded utility-scale solar projects.

To administer Part 2J of Article 9, NCDEQ has created a new program within the Division of Waste Management, the Utility-Scale Solar Management Program. As a part of establishing the new program, the Division has created a new webpage that provides information and updates about the program and the requirements of Part 2J. This webpage can be accessed on the Division’s website at: <https://www.deq.nc.gov/about/divisions/waste-management/utility-scale-solar-management-program>.

Sections 2.(c) and (d) of the session law also required NCDEQ to adopt rules and submit quarterly reports to the Environmental Review Commission and the Joint Legislative Commission on Energy Policy on the implementation of the requirements of S.L. 2023-58, s. 2, including program development and the status of the Department’s rulemaking efforts. The quarterly reports must be submitted December 1, 2023 through December 1, 2025.

Additional background, data, and information pertaining to the requirements in S.L. 2023-58 can be reviewed in the following legislation and the associated reports/plans submitted to the General Assembly as required in the respective legislation:

- S.L. 2019-132 (H329): The EMC and DEQ evaluated the end-of-life management of renewable energy equipment and summarized the evaluation in the January 1, 2021 "Final Report on the Activities Conducted to Establish a Regulatory Program for the Management and Decommissioning of Renewable Energy Equipment."
- S.L. 2021-165 (H951): DEQ evaluated options for the decommissioning of utility-scale solar projects and financial assurance and summarized the evaluation in the March 1, 2022 “Plan and Recommendations for Financial Resources for Decommissioning of Utility-Scale Solar Panel Projects.”
- S.L. 2023-137 (H600), s. 19.(a): bans photovoltaic modules from disposal in unlined landfills.

C. Program Activity

Because this annual report presents information on fiscal year 2022-23, the session law establishing these new requirements was effective at the end of that fiscal year on June 26, 2023, and most of the new program requirements do not become effective until November 1, 2025, NCDEQ does not have any updates on the program to provide for the fiscal year covered by this annual report. However, the latest updates on the development of the new program and the status of rulemaking can be found in the quarterly reports submitted beginning December 1, 2023, which can also be accessed on the program’s new webpage at <https://www.deq.nc.gov/about/divisions/waste-management/utility-scale-solar-management-program>.

A. Brownfields Agreements Finalized Between January1, 2023 through December 31, 2023

	Site Name	City	County	Project Number	Acres
1	Byrum Seed	Charlotte	Mecklenburg	25017-21-060	4
2	Brayton International Furnishings	High Point/Archdale	Guilford/Randolph	24056-20-041	7.69
3	AMI (American Media International)	Burlington	Alamance	19025-15-001	17
4	Former PE Valve (RFR)	Asheville	Buncombe	22081-18-011	1.63
5	Bookers Garage	Charlotte	Mecklenburg	23074-19-060	0.53
6	Selles Bagwell/Interstate Electric	Charlotte	Mecklenburg	24008-20-060	4.06
7	Vega Metals	Durham	Durham	23071-19-032	0.62
8	Andale Amendment	Forest City	Rutherfordton	14036-10-081	amendment
9	South Saunders Street	Raleigh	Wake	21050-17-092	9.15
10	Dynatech III RN	Charlotte	Mecklenburg	25067-21-060	3
11	REEP-LRC II	Charlotte	Mecklenburg	24001-20-060	118.74
12	Bancroft Street II	Charlotte	Mecklenburg	24021-20-060	3.73
13	Clingman Avenue	Asheville	Buncombe	24018-20-011	1.5
14	Coleman Mill	Concord	Cabarrus	25004-21-013	10.14
15	Harrelson Ford	Charlotte	Mecklenburg	25046-21-060	10.58
16	AJACC Auto	Charlotte	Mecklenburg	24054-20-060	4.94
17	Stewart-Warner	Winston-Salem	Forsyth	25032-21-034	10.97
18	Hammond Center	Raleigh	Wake	25087-21-092	35.77
19	North Hills Expansion	Raleigh	Wake	25008-21-092	8.63
20	MillerCoors Brewery	Eden	Rockingham	24046-20-079	1359
21	Raleigh MGP II	Raleigh	Wake	23076-19-092	7.06
22	Jones Electric	Charlotte	Mecklenburg	24039-20-060	1.21
23	Charlotte Tank and Truck Amendment	Charlotte	Mecklenburg	07028-03-060	2.23
24	Sonrise Industrial Center	Roanoke Rapids	Halifax	20010-16-042	54.3
25	Cameron Village Condos	Raleigh	Wake	24017-20-092	4.91
26	Clariant Corp.	Charlotte	Mecklenburg	25036-21-060	9.799
27	Raleigh Union Station Bus	Raleigh	Wake	23010-19-092	1.76
28	Fairey Finishing Mill	Durham	Durham	22034-18-032	4.33
29	Simpson's Texaco	Charlotte	Mecklenburg	25063-21-060	4.2
30	Raleigh Ice Center	Raleigh	Wake	25077-21-092	13.28
31	Philcron Automotive II	Charlotte	Mecklenburg	23060-19-060	1.55
32	WPDA Area 4	Winston-Salem	Forsyth	26026-22-034	3.69
33	N Craven Street RR & Bulk Oil	New Bern	Craven	20063-16-25	3.98
34	Hoke Street Passage Home Amendment	Raleigh	Wake	21007-17-092	amendment
35	Hanover Center II	Wilmington	New Hanover	24012-20-065	39.26
36	Erwin Oil Company	Durham	Durham	24060-20-032	5.24
37	Peerless Master Cleaner & Dyers	Raleigh	Wake	24020-20-092	1.15
38	West Bros. Transfer	Raleigh	Wake	23078-19-092	11.44
39	Venable Center	Clayton	Durham	22048-18-032	3.76
40	Caraustar Mills	Charlotte	Mecklenburg	23061-19-060	30
41	Yandle-Witherspoon	Charlotte	Mecklenburg	24010-20-060	4.7
42	National Welders Supply	Charlotte	Mecklenburg	25035-21-060	3.6
43	Dilworth Auto Service II	Charlotte	Mecklenburg	26004-22-060	1.23

44	McLaurin Trucking Co. II	Charlotte	Mecklenburg	26018-22-060	3.5
45	Fulbright Laboratories	Charlotte	Mecklenburg	25073-21-060	0.92
46	Johnson's Arco Service Station	Asheville	Buncombe	22050-18-011	0.66
47	Wilson's Pest Control	Winston-Salem	Forsyth	23011-19-034	2.93
48	Victory Cab	Charlotte	Mecklenburg	24016-20-060	1.73
49	F T Williams Trucking	Charlotte	Mecklenburg	25040-21-060	5.58
50	Rhyne West	Charlotte	Mecklenburg	25079-21-060	25.942
51	Martin Transfer & Storage	Charlotte	Mecklenburg	26094-22-060	1.2985
52	SouthBank Building	Durham	Durham	25022-21-032	1.836
53	Eno Industrial Park	Durham	Durham	25097-21-032	160.73
54	Robert Street Organics	Asheville	Buncombe	23044-19-011	1.72
55	Phil Mechanic II	Asheville	Buncombe	24041-20-011	1.2
				Total	1,969

**A. Sites with Dry-Cleaning Solvent Contamination by County and City and
Sites Certified into the DSCA Program by County and City**

(Certified Sites are bold, Site Status definitions follow Appendix B.)

COUNTY	CITY	ID	NAME	ADDRESS			STATUS	JURISDICTION
Alamance (14)	Burlington	10002	Workman Property	1361	Church	St		IHSB
	Burlington	10003	A Cleaner World	2781	Church	St	Monitoring	DSCA
	Burlington	10004	RE Boone Cleaners	306	Main	St	Assessment	DSCA
	Burlington	10006	McPherson Cleaners	2469	Church	St	NFA	DSCA
	Burlington	10008	Norge Laundry & Cleaning Village	2102	Webb	Ave	Assessment	DSCA
	Burlington	10009	Boston Cleaners	2182	Church	St	Monitoring	DSCA
	Burlington	10010	Regal Cleaners	1603	Church	St	NFA	DSCA
	Burlington	10011	Westbrook Cleaners	1030	Williamson	Ave	NFA	DSCA
	Burlington	10012	Boston Cleaners	1902	Webb	Ave	Assessment	DSCA
	Burlington	10013	One Hour Klean	1785	Webb	Ave	Monitoring	DSCA
	Burlington	10014	Fifth Street Cleaners	232	Fifth	St		IHSB
	Burlington	10015	Professional Klean	918	Church	St	Assessment	DSCA
	Graham	10001	Harden Cleaners	220	Harden	St	NFA	DSCA
	Graham	10005	Impressive Cleaners	226	Harden	St	Monitoring	DSCA
Bertie (1)	Windsor	80001	Williford Cleaners	108	Sterlingworth	St	Assessment	DSCA
Brunswick (2)	Calabash	100002	Love Cleaners, Inc.	9956	Beach	Dr	NFA	DSCA
	Southport	100001	Towngate Cleaners	715	Howe	St	Monitoring	DSCA
Buncombe (14)	Asheville	110001	Swannanoa Laundry	22	Church	St	Assessment	DSCA
	Asheville	110003	Swannanoa Cleaners	916	Tunnel	Rd	Assessment	DSCA
	Asheville	110004	Swannanoa Cleaners	712	Merrimon	Ave	Assessment	DSCA
	Asheville	110005	Nu-Way Cleaners	167	Patton	Ave	Assessment	DSCA
	Asheville	110006	Blue Ridge Cleaners	1378	Hendersonville	Rd	NFA	DSCA
	Asheville	110007	Swananoa Cleaners	1336	Patton	Ave	NFA	DSCA
	Asheville	110008	Crisp One Hour Cleaners	121	Biltmore	Ave	Assessment	DSCA
	Asheville	110009	Hour Glass Cleaners	85	Tunnel	Rd	Assessment	DSCA
	Asheville	110010	Norge Laundry & Cleaning Village	713	Merrimon	Ave	Assessment	DSCA
	Asheville	110011	Bon Ton Cleaners & Laundry	650	Haywood	Rd	Assessment	DSCA
	Asheville	110012	Mayflower Cleaners	732	Haywood	Rd	Assessment	DSCA
	Asheville	110014	Thru-Out Cleaning & Pressing	2	London	Rd	Assessment	DSCA
	Asheville	110015	Specialty Cleaners	246	Tunnel	Rd	Assessment	DSCA
	Weaverville	110002	Quorum Knitting	115	Reems Creek	Rd		IHSB
Burke (3)	Morganton	120001	Ferree Cleaners	406	Sterling	St	Assessment	DSCA
	Morganton	120002	Jordan's Cleaners	302	College	St	Assessment	DSCA
	Morganton	120003	Superior Cleaners	242	Fleming	Dr	Assessment	DSCA
Cabarrus (3)	Concord	130001	Fuller Supply Company	191	Crowell	Dr	Assessment	DSCA
	Concord	130002	Caldwell Cleaners	800	Church	St	Assessment	DSCA
	Kannapolis	130003	Jay's One-hour Cleaners	1803	Main	St	Petitioned	DSCA
Caldwell (1)	Lenoir	140001	Jordan Cleaners	220	Morganton	Blvd	NFA	DSCA
Carteret (2)	Morehead City	160001	Coastal Dry Cleaners	3000	Arendell	St	NFA	DSCA
	Morehead City	160002	Sunshine Cleaners	1612	Bridges	St	NFA	DSCA
Catawba (3)	Conover	180001	Conover Cleaners	430	Conover	Blvd	Assessment	DSCA
	Hickory	180002	One Hour Cleaners	1925	12th	Ave	Assessment	DSCA
	Hickory	180003	A Cleaner World #107	1009	2nd	St	Assessment	DSCA
Chatham (2)	Chapel Hill	190001	Cole Park Cleaners	11552	US Highway 15 501		NFA	DSCA
	Siler City	190002	Chatham Cleaners and Laundrette	401	Third	St	Assessment	DSCA
Cleveland (5)	Shelby	230001	Folks Dry Cleaners	1165	Marion	St	NFA	DSCA
	Shelby	230002	Folk's Cleaners	200	Marion	St	Assessment	DSCA
	Shelby	230003	Bills One Hour Cleaners	410	Lafayette	St	Assessment	DSCA
	Shelby	230004	One Hour Martinizing	300	Marion	St	Assessment	DSCA
	Shelby	230005	Boulevard Cleaners	1510	Dixon	Blvd	Interim Action	DSCA

Craven (2)	New Bern	250001	Carriage House Cleaners	422	Pollock	St	Monitoring	DSCA
	New Bern	250002	Glam-O-Rama Cleaners and Laundromat	715	Degrafenreid	Ave	Assessment	DSCA
Cumberland (19)	Fayetteville	260001	Mayflower Laundry And Dry Cleaning	512	Russell	St	NFA	DSCA
	Fayetteville	260002	Easy Wash Dry Cleaners	5308	Bragg	Blvd	Monitoring	DSCA
	Fayetteville	260003	Smitty's Dry Cleaners	3060	Owen	Dr	Assessment	DSCA
	Fayetteville	260004	Kore-o-mat Laundromat	3311	Bragg	Blvd	Assessment	DSCA
	Fayetteville	260005	Davis Cleaners	1672	Owen	Dr	NFA	DSCA
	Fayetteville	260006	One Hour Koretizing Cleaners	4924	Raeford	Rd	Assessment	DSCA
	Fayetteville	260007	Parker Cleaners	4950	Bragg	Blvd	Assessment	DSCA
	Fayetteville	260008	Verne's Cleaners	6341	Bragg	Blvd	NFA	DSCA
	Fayetteville	260010	Highland Cleaners	2609	Raeford	Rd	Assessment	DSCA
	Fayetteville	260012	Hamont Cleaners	5228	Bragg	Blvd		IHSB
	Fayetteville	260013	A&H Cleaners	4515	Bragg	Blvd		IHSB
	Fayetteville	260014	Scotty Cleaners	244	Robeson	St	NFA	DSCA
	Fayetteville	260015	Glam-O-Rama	5701	Yadkin	Rd	Assessment	DSCA
	Fayetteville	260016	Prestige Cleaners	3120	Raeford	Rd	Assessment	DSCA
	Fayetteville	260018	One Hour Cleaners	1303	Fort Bragg	Rd	Assessment	DSCA
	Fayetteville	260020	Norge Laundry and Dry Cleaning	818	Elm	St	Assessment	DSCA
	Fayetteville	260021	Smitty's Cleaners	812	Elm	St	Certified	DSCA
	Fayetteville	260022	Washy Washy Washy	846	Elm	St	Certified	DSCA
	Spring Lake	260009	Crown Cleaners	115	Main	St	Assessment	DSCA
Dare (3)	Manteo	280001	Ange Speed Wash	118	HWY 64/264		Assessment	DSCA
	Manteo	280002	Outer Banks Cleaners	412	HWY 64/264		Assessment	DSCA
	Southern Shores	280003	Outer Banks Cleaners, Inc.	5593	Croatan	Hwy	NFA	DSCA
Davidson (6)	Lexington	290001	Country Club Cleaners	972	Main	St	Assessment	DSCA
	Lexington	290004	J&J Cleaners	5901	Old US HIGHWAY 52			UST
	Lexington	290005	J & J Dry Cleaner	9	Plaza	Pkwy	Assessment	DSCA
	Lexington	290007	Leonard Cleaners	406	Center	St	Investigation	DSCA
	Thomasville	290002	Young's Cleaners	501	Randolph	St	Assessment	DSCA
	Welcome	290006	J&J Dry Clean and Laundry	5891	Old US Highway 52		Assessment	DSCA
Davie (3)	Advance	300002	K&R Cleaners	5289	US HIGHWAY 158		NFA	DSCA
	Advance	300003	Village Cleaners	110	Commerce	Pl	Assessment	DSCA
	Mocksville	300001	Fallies Dry Cleaning	899	Main	St		IHSB
Durham (38)	Chapel Hill	320016	Carolina Cleaners	2214	Nelson	Hwy	NFA	DSCA
	Durham	320001	One Hour Koretizing	4404	Roxboro	St	Assessment	DSCA
	Durham	320002	Plants Unlimited	3535	Hillsborough	Rd	Assessment	DSCA
	Durham	320003	Triangle Laundromat & Cleaners	4871	NC 55	Hwy	Assessment	DSCA
	Durham	320004	Eakes Cleaners	827	Morgan	St		IHSB
	Durham	320005	American Dry Cleaners	4711	Hope Valley	Rd	NFA	DSCA
	Durham	320006	American Drycleaners	700	Mallard	Ave		IHSB
	Durham	320007	Model Laundry	1005	Holloway	St	Monitoring	DSCA
	Durham	320008	W.P. Ballard	639	Junction	Rd	Assessment	DSCA
	Durham	320009	TNT Cleaners	5308	Roxboro	St	Assessment	DSCA
	Durham	320010	Weavers Cleaners	1212	Fayetteville	St	Assessment	DSCA
	Durham	320011	Scott And Roberts Dry Cleaners	733	Foster	St	Assessment	DSCA
	Durham	320012	Shannon Dry Cleaning and Laundromat	3710	Shannon	Rd	NFA	DSCA
	Durham	320013	One Hour Martinizing	1103	Club	Blvd	Assessment	DSCA
	Durham	320014	Hollywood Cleaners	3823	Guess	Rd	Assessment	DSCA
	Durham	320015	Durham Dry Cleaners	2526	Erwin	Rd	Monitoring	DSCA
	Durham	320017	Rambo Cleaners	4306	Roxboro	St	Interim Action	DSCA
	Durham	320018	H & S Cleaners	105	NC Highway 54		Assessment	DSCA
	Durham	320019	New Method Laundry & Dry Cleaners	1201	Chapel Hill	St	Assessment	DSCA
	Durham	320020	White Star Laundry and Cleaners	637	Broad	St	NFA	DSCA
	Durham	320021	A Cleaner World # 203	5700	Fayetteville	Rd	Assessment	DSCA
	Durham	320022	H & S Cleaners	4015	University	Dr	Assessment	DSCA

	Durham	320023	Regency Cleaners	3912	University	Dr	Assessment	DSCA
	Durham	320024	White Star Cleaners	904	9th	St	Assessment	DSCA
	Durham	320026	Durham Dry Cleaners	810	Peabody	St	Assessment	DSCA
	Durham	320027	Model Laundry and Cleaners	808	Washington	St	NFA	DSCA
	Durham	320028	Model Cleaners and Laundry	1910	Chapel Hill	Rd	Assessment	DSCA
	Durham	320029	One Hour Koretizing Laundry	1016	Main	St	Assessment	DSCA
	Durham	320030	New Method Laundry and Dry Cleaners	400	Cleveland	St	Assessment	DSCA
	Durham	320031	Bernard's Formalwear	734	9TH	St	Assessment	DSCA
	Durham	320032	D W Dry Cleaners	314	Driver	St	Assessment	DSCA
	Durham	320034	Sunshine Cleaners	3300	Guess	Rd	Assessment	DSCA
	Durham	320035	Indigo Montessori School	1101	Main	St		Fed Remediation
	Durham	320036	Boykin and Roberts Dry Cleaners	2510	Fayetteville	St	Assessment	DSCA
	Durham	320037	Classic Cleaners	5300	Roxboro	St		IHSB
	Durham	320038	White Star Laundry and Cleaners	610	Lakeland	St	Assessment	DSCA
	Durham	320039	Triangle Laundry and Cleaners	3117	Guess	Rd	Assessment	DSCA
	Durham	320040	Eakes Cleaners	229	Gregson	St	Assessment	DSCA
Edgecombe (5)	Rocky Mount	330002	Thorne's Dry Cleaners	502	Rose	St	NFA	DSCA
	Rocky Mount	330003	Prestige Cleaners	620	Thomas	St	Assessment	DSCA
	Rocky Mount	330006	Quality Laundry & Cleaners	242	Tarboro	St	NFA	DSCA
	Rocky Mount	330007	Rocky Mount Laundry and Dry Cleaners	219	Washington	St	Assessment	DSCA
	Tarboro	330005	Deluxe Cleaners	2223	Main	St	Assessment	DSCA
Forsyth (36)	Clemmons	340042	Village Cleaners	2600	Lewisville Clemmons	Rd	Assessment	DSCA
	Kernersville	340004	Hooker Furniture	210	Main	St		IHSB
	Kernersville	340007	Camelot Cleaners	820	Main	St	Assessment	DSCA
	Kernersville	340021	Modern Cleaners	211	Main	St	Assessment	DSCA
	Kernersville	340022	Warren Cleaners	129	Church	Ln	Assessment	DSCA
	Kernersville	340031	A Cleaner World #175	611	Main	St	Assessment	DSCA
	Winston Salem	340002	Shores Cleaners	692	Hanes Mall	Blvd	NFA	DSCA
	Winston Salem	340003	Rodem Cleaners	1221	Academy	St		IHSB
	Winston Salem	340005	\$2.75 Cleaners	1322	Hawthorne	Rd	Assessment	DSCA
	Winston Salem	340006	Young Cleaners	4309	Liberty	St		IHSB
	Winston Salem	340008	Hour Glass Cleaners	5955	University	Pkwy	Assessment	DSCA
	Winston Salem	340009	Smith Dry Cleaners	310	Martin Luther King Jr	Dr	Monitoring	DSCA
	Winston Salem	340011	Camelot Cleaners	1218	Waughtown	St	Assessment	DSCA
	Winston Salem	340012	A Cleaner World	3251	Healy	Dr	Assessment	DSCA
	Winston Salem	340013	A Cleaner World #161	101	Peacehaven	Rd	NFA	DSCA
	Winston Salem	340014	Camel City Cleaners	2808	Reynolda	Rd	Assessment	DSCA
	Winston Salem	340015	Camel City Laundry	501	3rd	St	Monitoring	DSCA
	Winston Salem	340016	\$2.50 Krystal Cleaners	357	Jonestown	Rd	NFA	DSCA
	Winston Salem	340017	Trade Street Cleaners	426	Trade	St	Monitoring	DSCA
	Winston Salem	340018	U.S. \$2.09 Cleaners	3915	Country Club	Rd	Monitoring	DSCA
	Winston Salem	340020	XL Cleaners	3001	Unviversity	Pkwy	NFA	DSCA
	Winston Salem	340024	Sunshine Cleaners	5013	Country Club	Rd	Monitoring	DSCA
	Winston Salem	340027	Davis-Frye Cleaners	704	Waughtown	St	Monitoring	DSCA
	Winston Salem	340028	One Hour Martinizing	4332	Old Walkertown	Rd	Certified	DSCA
	Winston Salem	340029	One Hour Martinizing	4001	Country Club	Rd	Assessment	DSCA
	Winston Salem	340032	Club Haven Cleaners	5013	Country Club	Rd	Monitoring	DSCA
	Winston Salem	340033	Jarrard's Self Sevice Laundry	807	Marshall	St	Assessment	DSCA
	Winston Salem	340034	Camel City Dry Cleaners	285	Stratford	Rd	Assessment	DSCA
	Winston Salem	340035	\$2.50 Cleaners	3604	Reynolda	Rd	NFA	DSCA
	Winston Salem	340037	South Fork Cleaners	3900	Country Club	Rd	Assessment	DSCA
	Winston Salem	340038	Bee Cleaners	5395	Shattalon	Dr	NFA	DSCA
	Winston Salem	340039	NS Farrington & Co	2355	Farrington Point	Dr	Assessment	DSCA
	Winston Salem	340040	The Cleaners	200	Jonestown	Rd	Assessment	DSCA
	Winston Salem	340041	A Cleaner World #150	3735	Peters Creek	Pkwy	Assessment	DSCA

	Winston Salem	340043	One Hour Martinizing	3520	Yadkinville	Rd	Assessment	DSCA
	Winston Salem	340044	Winston Steam Laundry	1102	Ivy	Ave	Investigation	DSCA
Franklin (1)	Louisburg	350001	401 Cleaners	608	Bickett	Blvd	Assessment	DSCA
Gaston (8)	Belmont	360001	Untz Drycleaners	514	Woodlawn	Ave		NPL
	Belmont	360005	Prestown Cleaners & Laundry	91	McAdenville	Rd	Assessment	DSCA
	Belmont	360008	Belmont Dry Cleaners	111	Main Street		Assessment	DSCA
	Gastonia	360002	Carsons Drycleaners	401	Chester	St		Brownfields
	Gastonia	360003	Deluxe Cleaners	2529	Franklin	Blvd	Assessment	DSCA
	Gastonia	360004	Union Road Cleaners	2210	Union	Rd	NFA	DSCA
	Gastonia	360006	One Hour Martinizing	143	Franklin	Blvd	Monitoring	DSCA
	Gastonia	360007	Carson Cleaners	1328	Franklin	Blvd	Assessment	DSCA
Granville (1)	Oxford	390001	Oxford Dry Cleaners	700	Hillsboro	St		UST
Guilford (58)	Greensboro	410001	Cleaner Image	4711	Lawndale	Dr	NFA	DSCA
	Greensboro	410002	Cinderella Cleaners	2043	Martin Luther King Jr	Dr	NFA	DSCA
	Greensboro	410003	U.S. \$1.75 Cleaners	2900	Randleman	Rd	NFA	DSCA
	Greensboro	410004	Columbia Laundry Corp	2507	Battleground	Ave		IHSB
	Greensboro	410007	Master Kleen	5320	Liberty	Rd	NFA	DSCA
	Greensboro	410009	Everhart Dry Cleaners	1000	Summit	Ave	Interim Action	DSCA
	Greensboro	410010	Glam-o-rama	719	Market	St		IHSB
	Greensboro	410011	O Henry Cleaners	3210	Summit	Ave		IHSB
	Greensboro	410014	Master Kleen Cleaners	3402	Gate City	Blvd	Assessment	DSCA
	Greensboro	410015	Quality Cleaners	4117	Spring Garden	St	Assessment	DSCA
	Greensboro	410017	Premier Cleaners	513	Summit	Ave	Assessment	DSCA
	Greensboro	410018	Dry Clean America	403	Meadowview	Rd	Assessment	DSCA
	Greensboro	410019	Burnetts Cleaner And Laundry	1932	Market	St	Monitoring	DSCA
	Greensboro	410022	Fordhams Cleaners	1900	Spring Garden	St	Assessment	DSCA
	Greensboro	410023	A Cleaner City	2804	Battleground	Ave	Assessment	DSCA
	Greensboro	410024	A Cleaner World #162	4506	High Point	Rd	Assessment	DSCA
	Greensboro	410026	A Cleaner World #168	1949	Battleground	Ave	Assessment	DSCA
	Greensboro	410028	Columbia Laundry	920	Besemer	Ave	NFA	DSCA
	Greensboro	410029	Presto Cleaners	4625	High Point	Rd	NFA	DSCA
	Greensboro	410033	A Cleaner World #182	531	College	Rd	Assessment	DSCA
	Greensboro	410034	Village Laundry	707	College	Rd	Assessment	DSCA
	Greensboro	410035	The Cleaners	829	Lee	St	Monitoring	DSCA
	Greensboro	410038	Phoenix Supply Company	2701	Branchwood	Dr	Monitoring	DSCA
	Greensboro	410039	One Hour Martinizing	2519	High Point	Rd		IHSB
	Greensboro	410040	Yong's Cleaners	1901	Westridge	Rd	NFA	DSCA
	Greensboro	410041	New Era Cleaners	2840	Randleman	Rd	Assessment	DSCA
	Greensboro	410042	Model Laundry of Greensboro	1600	Gate City	Blvd	NFA	DSCA
	Greensboro	410044	Blue Bird Cleaners	3134	Kathleen	Ave	Assessment	DSCA
	Greensboro	410045	Crystal Cleaners	2943	Battleground	Ave	Assessment	DSCA
	Greensboro	410046	A Cleaner World #184	2282	Golden Gate	Dr	Closure	DSCA
	Greensboro	410047	Odorless Cleaners	219	Lewis	St	Monitoring	DSCA
	Greensboro	410049	Lucas Cleaners	1101	Gate City	Blvd	Assessment	DSCA
	Greensboro	410051	Tops Cleaners	2702	Battleground	Ave	Assessment	DSCA
	Greensboro	410052	Wades Dry Cleaning	607	Elm	St	Assessment	DSCA
	Greensboro	410054	Prestige Dry Cleaners and Laundry	3204	Randleman	Rd	Closure	DSCA
	Greensboro	410055	ALS Laundry & Cleaners	3015	Spring Garden	St		IHSB
	Greensboro	410056	Master Kleen	4534	Market	St	Assessment	DSCA
	Greensboro	410058	Fox Cleaners and Laundry, Inc.	3704	Old Battleground	Rd	Assessment	DSCA
	Greensboro	410060	Florida St One Hour Cleaners	815	Florida	St	Assessment	DSCA
	Greensboro	410062	Burnetts Glam-O-Rama Cleaners	719	Market	St	On Hold	DSCA
	Greensboro	410064	Frye & Webster Dry Cleaners	608	Elwell	Ave	Certified	DSCA
	High Point	410005	Dutch Laundry Inc.	833	Main	St	Assessment	DSCA
	High Point	410006	Eastgate Cleaners	101	Greensboro	Rd	Monitoring	DSCA

	High Point	410013	Banner Laundry	2117	Main	St	Assessment	DSCA
	High Point	410016	Pro Clean	2406	Main	St	Assessment	DSCA
	High Point	410021	Gingiss Formal Wear	906	Main	St	NFA	DSCA
	High Point	410030	\$2.50 Cleaners	1310	Centennial	St	Assessment	DSCA
	High Point	410031	A Cleaner World #102	2517	Main	St	Monitoring	DSCA
	High Point	410043	High Point Cleaners & Hatters	206	Martin Luther King Jr	Dr	Assessment	DSCA
	High Point	410050	Star Cleaners	723	Main	St	Assessment	DSCA
	High Point	410053	Tinsley's Cleaners	3811	Tinsley	Dr	Monitoring	DSCA
	High Point	410057	Quality Dry Cleaners	501	English	Rd	Assessment	DSCA
	High Point	410059	Daniels Cleaners	660	Main	St	Assessment	DSCA
	High Point	410061	Leonard Cleaners	435	Wrenn	St	Assessment	DSCA
	High Point	410063	A Cleaner World #188	2527	Eastchester	Dr	Assessment	DSCA
	Jamestown	410008	A Cleaner World	102	Main	St	Assessment	DSCA
	Jamestown	410048	\$2.75 Crystal Cleaners	5011	Mackay	Rd	Assessment	DSCA
	Stokesdale	410032	Stokesdale Cleaners	8604	Ellisboro	Rd	Monitoring	DSCA
Halifax (1)	Roanoke Rapids	420001	Oakland Cleaners	1190	Julian R Allsbrook	Hwy	Assessment	DSCA
Haywood (3)	Waynesville	440001	Central Cleaners	44	Church	St	Assessment	DSCA
	Waynesville	440002	American Cleaners	72	Depot	St		IHSB
	Waynesville	440003	Dovers Cleaners and Laundry	94	Depot	St		IHSB
Henderson (5)	Hendersonville	450001	Blue Ridge Cleaners	503	7th	Ave	NFA	DSCA
	Hendersonville	450002	Carolina Cleaners	120	Barnwell	St	Assessment	DSCA
	Hendersonville	450004	Superior Cleaners & Laundry	826	Locust	St	Assessment	DSCA
	Hendersonville	450005	Nu Way Cleaners	414	Main	St	Interim Action	DSCA
	Hendersonville	450006	Miller's Laundry & Cleaners	423	King	St	Monitoring	DSCA
Hoke (1)	Raeford	470001	Smitty's Cleaners	214	Main	St	NFA	DSCA
Iredell (9)	Mooreville	490010	U.S. \$2.50 Cleaners	2785	Charlotte	Hwy	Assessment	DSCA
	Mooreville	490011	Kim's Cleaners	250	Main	St	Assessment	DSCA
	Statesville	490001	Smiths Dry Cleaners	225	Gordon	St		IHSB
	Statesville	490002	Johnson Cleaners, Inc.	1563	Broad	St	NFA	DSCA
	Statesville	490003	Brookdale Cleaners	975	Davie	Ave	Assessment	DSCA
	Statesville	490007	Iredell Laundry	213	Tradd	St	Assessment	DSCA
	Statesville	490008	Sloan's Cleaners	109	Water	St	Assessment	DSCA
	Statesville	490009	Smith's Cleaners	225	Gordon	Ave	Assessment	DSCA
	Troutman	490004	Campbell's Cleaners	171	Wagner	St	NFA	DSCA
Johnston (3)	Clayton	510003	Clayton Village Cleaners	10183	US 70 BUSINESS	Hwy	Assessment	DSCA
	Clayton	510004	Barrett's Cleaners	261	NC HIGHWAY 42		Assessment	DSCA
	Smithfield	510002	Glam-O-Rama Cleaners	716	Market	St	NFA	DSCA
Lee (3)	Sanford	530001	Dryclean Express	1117	Spring	Ln	NFA	DSCA
	Sanford	530002	Twin City Cleaners	102	Trade	St		IHSB
	Sanford	530003	Crystal Cleaners	133	Horner	Bldv	Monitoring	DSCA
Lenoir (2)	Kinston	540001	Vicks Cleaners	2405	Herritage	St	Assessment	DSCA
	La Grange	540002	The Cleaners	603	Washington	St	NFA	DSCA
Lincoln (4)	Denver	550003	Lowe's Cleaners	3866	NC 16 BUSINESS	Hwy	Assessment	DSCA
	Denver	550004	US \$2.50 Cleaners	7558	NC 73	Hwy		IHSB
	Denver	550005	Denver Laundromat	3717	NC 16 Business	Hwy	Assessment	DSCA
	Lincolnton	550002	Lincoln Laundry and Dry Cleaners	1220	Main	St	Assessment	DSCA
Martin (2)	Robersonville	590001	Williford Cleaners	203	Academy	St	Assessment	DSCA
	Williamston	590002	Town & Country Cleaners	617	Washington	St		IHSB
Medowell (1)	Old Fort	560001	Nichols Laundry And Dry Cleaning	91	Catawba	Ave	Assessment	DSCA
Mecklenburg (94)	Charlotte	600001	A Cleaner	5333	Monroe	Rd	Assessment	DSCA
	Charlotte	600002	American Dry Cleaning Company	309	Morehead	St	NFA	DSCA
	Charlotte	600004	Minute Man Cleaners	3058	Eastway	Dr	Monitoring	DSCA
	Charlotte	600005	Mitchells Formal Wear Warehouse	115	Scaleybark	Rd	Assessment	DSCA
	Charlotte	600006	Peoples Cleaners	1930	Beatties Ford	Rd		IHSB
	Charlotte	600007	Quail Dry Cleaners	8538	Park	Rd	NFA	DSCA

Charlotte	600008	Sno-white Cleaners And Launderers	4400	Sharon	Rd	NFA	DSCA
Charlotte	600009	Springfresh Cleaner	9800	Monroe	Rd	Assessment	DSCA
Charlotte	600010	Boggs And Company	3931	Glenwood	Dr	Assessment	DSCA
Charlotte	600011	Sno-white Cleaners	7629	Pineville Matthews	Rd	NFA	DSCA
Charlotte	600012	Domestic Laundry - CAMDUS site	801	Mcdowell	St	Monitoring	DSCA
Charlotte	600013	Cunningham Cleaners	104	Sharon Amity	Rd	Assessment	DSCA
Charlotte	600014	One Price Drycleaning	816	Arrowood	Rd	NFA	DSCA
Charlotte	600015	Carriage Fine Dry Cleaning	8020	Providence	Rd	NFA	DSCA
Charlotte	600016	60 Minute Cleaners	9100	Tryon	St	Assessment	DSCA
Charlotte	600017	Gateway Village Development	700	Trade	St		IHSB
Charlotte	600018	Dynasty Cleaners and Laundry	3145	Sharon Amity	Rd		DSCA
Charlotte	600019	Cunningham Cleaners	2909	Davidson	St	Assessment	DSCA
Charlotte	600020	Midtown Square One Hour Valet Dry Cleaners	401	Independence	Blvd		Brownfields
Charlotte	600022	Rainbow Cleaners	8500	Pineville Matthews	Rd	Assessment	DSCA
Charlotte	600023	Prestown Laundry And Cleaners	6214	Idlewild	Rd	Assessment	DSCA
Charlotte	600024	60 Minute Cleaners	4447	The Plaza		Assessment	DSCA
Charlotte	600026	Sno-White Cleaners	901	4th	St	Monitoring	DSCA
Charlotte	600027	Charlie Browns Dry Cleaners	3701	Freedom	Dr	Assessment	DSCA
Charlotte	600028	Sharon Cleaners	4724	Sharon	Rd	Assessment	DSCA
Charlotte	600029	Abra Costumes	1611	Central	Ave	Assessment	DSCA
Charlotte	600030	Village Cleaners	7221	Albemarle	Rd	NFA	DSCA
Charlotte	600031	Sno-white Cleaners	5669	Farm Pond Lane		Interim Action	DSCA
Charlotte	600032	Eastway Quick Clean Service	3052	Eastway	Dr	NFA	DSCA
Charlotte	600033	Jones Dry Cleaning	1601	4th	St	Assessment	DSCA
Charlotte	600035	Ivory Cleaners	2511	Westerly Hills	Dr	Assessment	DSCA
Charlotte	600036	Faulk Cleaners	2615	Westerly Hills	Dr	Assessment	DSCA
Charlotte	600037	Dryclean Carolinas	2508	South	Blvd	Monitoring	DSCA
Charlotte	600039	Providence Cleaners	631	Sharon Amity	Rd	Assessment	DSCA
Charlotte	600040	People's Dry Cleaners	2133	Beatties Ford	Rd	NFA	DSCA
Charlotte	600041	Holiday Cleaners	2241	Beatties Ford	Rd	Monitoring	DSCA
Charlotte	600042	Holiday Cleaners	3221	Monroe	Rd	Assessment	DSCA
Charlotte	600043	Douglas Furrier and Cleaners	1200	Charlottetown	Ave	NFA	DSCA
Charlotte	600044	Gay Laundry and Cleaners	1101	Brevard	St	NFA	DSCA
Charlotte	600045	Carillon Building	227	Trade	St	Monitoring	DSCA
Charlotte	600046	Arrow Laundry & Cleaners	4735	Monroe	Rd		Brownfields
Charlotte	600048	Dan Meigs Cleaners	1101	Central	Ave	NFA	DSCA
Charlotte	600049	Starmount Cleaners	6215	South	Blvd	Assessment	DSCA
Charlotte	600050	Plaza Cleaners	9002	JM Keynes	Dr	NFA	DSCA
Charlotte	600052	JFR Cleaners	9710	Monroe	Rd	Assessment	DSCA
Charlotte	600053	Prosperity Cleaners	3020	Prosperity Church	Rd	Assessment	DSCA
Charlotte	600056	Zenith Cleaners	2301	South	Blvd	Monitoring	DSCA
Charlotte	600057	Myers Park Cleaners	1027	Providence	Rd	Monitoring	DSCA
Charlotte	600058	Seneca Dry Cleaning	5020	South	Blvd	Assessment	DSCA
Charlotte	600059	Coachman Cleaners	4001	Park	Rd	Assessment	DSCA
Charlotte	600060	Arrow Laundry & Cleaners	1933	7th	St		Brownfields
Charlotte	600061	Derita Dry Cleaners & Laundry	2414	Sugar Creek	Rd	NFA	DSCA
Charlotte	600063	King's Cleaner	632	Sugar Creek	Rd	NFA	DSCA
Charlotte	600064	New Image Cleaners	5655	Tryon	St	Assessment	DSCA
Charlotte	600065	Tryon Mall Cleaning Center	451	Sugar Creek	Rd	Assessment	DSCA
Charlotte	600066	Hickory Square Cleaners	5724	WT Harris	Blvd	Assessment	DSCA
Charlotte	600067	Blue Band 1 Hour Cleaners	2216	Statesville	Ave	Monitoring	DSCA
Charlotte	600068	Swan Cleaners	7201	Independence	Blvd	NFA	DSCA
Charlotte	600069	Coleman Dry Cleaners	2557	West	Blvd	Assessment	DSCA
Charlotte	600072	TC Cleaners, Inc. DBA US \$1.85 Dry Cleaners	5109	South	Blvd	Assessment	DSCA
Charlotte	600073	R & R Cleaners	3601	Tryon	St		IHSB

	Charlotte	600074	Childress Dry Cleaning	9101	Monroe	Rd		IHSB
	Charlotte	600075	A Cleaner World	1650	Pacific	St	Assessment	DSCA
	Charlotte	600076	Regal Cleaners	7143	South	Blvd	Assessment	DSCA
	Charlotte	600077	McCorkles Cleaners	1437	South	Blvd	Monitoring	DSCA
	Charlotte	600078	Harts Cleaners	2040	Graham	St		Brownfields
	Charlotte	600079	American Dry Cleaners	1806	Graham	St	Interim Action	DSCA
	Charlotte	600080	Carriage Fine Dry Cleaning	1338	Cross Beam	Dr	Assessment	DSCA
	Charlotte	600081	Alpine Cleaners	9205	Baybrook	Dr	Assessment	DSCA
	Charlotte	600082	A Cleaner World	4701	South	Blvd	NFA	DSCA
	Charlotte	600083	Holiday Cleaners	8920	Nations Ford	Rd	Assessment	DSCA
	Charlotte	600085	Sno White Launderers	3712	Independence	Blvd	NFA	DSCA
	Charlotte	600086	Four Seasons Cleaners	4314	The Plaza		Assessment	DSCA
	Charlotte	600087	One Price Dry Cleaning	1636	Sardis	Rd	NFA	DSCA
	Charlotte	600088	Dutch Cleaners and Laundry	4405	The Plaza		Closure	DSCA
	Charlotte	600089	One Hour Martinizing	1941	7th	St	Assessment	DSCA
	Charlotte	600090	Press Club Dry Cleaners	3305	South	Blvd	Assessment	DSCA
	Charlotte	600091	60 Minute Cleaners	6315	South	Blvd	Assessment	DSCA
	Charlotte	600093	Wash Zone Coin Laundry	1622	Trade	ST	Assessment	DSCA
	Charlotte	600094	Countryside Cleaners	5516	Independence	Blvd	Assessment	DSCA
	Charlotte	600096	April Showers Dry Cleaners	5616	Farm Pond	Ln	NFA	DSCA
	Charlotte	600098	Cambridge Cleaners	8006	Cambridge Commons	Dr	NFA	DSCA
	Charlotte	600101	Bennett Ultra Cleaners	2826	Sugar Creek	Rd	Assessment	DSCA
	Charlotte	600102	Strawn's Cleaners	3512	Wilkinson	Blvd	Assessment	DSCA
	Charlotte	600103	Master Cleaners, Inc.	1809	Commonwealth	Ave		IHSB
	Charlotte	600108	Longs Cleaners and Laundry	918	Morehead	St	Assessment	DSCA
	Charlotte	600109	Sunrise Cleaners	9013	Albemarle	Rd	Assessment	DSCA
	Huntersville	600095	Family Cleaners	102	Statesville	Rd	NFA	DSCA
	Matthews	600003	Crossroads Dry Cleaners	3607	Matthews Mint Hill	Rd	Assessment	DSCA
	Matthews	600025	Ho Cleaners	3116	Weddington	Rd	NFA	DSCA
	Matthews	600034	Ho Cleaners	10420	Independence	Blvd	NFA	DSCA
	Matthews	600097	Preslar Dry Cleaning	110	Matthews Station	St	Assessment	DSCA
	Pineville	600021	Hearts Dry Cleaners	9101	Pineville Matthews	Rd	NFA	DSCA
	Pineville	600107	Griffin Dry Cleaners	105	Dover	St	Assessment	DSCA
Moore (7)	Aberdeen	630002	Carters Laundry and Cleaning	1389	Sandhills	Blvd	NFA	DSCA
	Aberdeen	630004	Soapy Bubbles	1906	Poplar	St	NFA	DSCA
	Aberdeen	630007	Neighborhood Dry Cleaners	1680	NC 5	Hwy	Assessment	DSCA
	Pinehurst	630001	Pinehurst Hotel Cleaners	250	Mccaskill	Rd	Assessment	DSCA
	Southern Pines	630003	Carters Laundry And Cleaning	155	New York	Ave	Monitoring	DSCA
	Southern Pines	630005	Dry Clean Express	1930	Poplar	St	NFA	DSCA
	Southern Pines	630006	Valet Cleaners	205	Morganton	Rd	NFA	DSCA
Nash (9)	Nashville	640009	Acme Cleaners and Laundry	200	Boddie	St	Assessment	DSCA
	Rocky Mount	640001	Clean-clean Dry Cleaners	120	Winstead	Ave		IHSB
	Rocky Mount	640002	Clean Clean Dry Cleaners	627	Tarrytown Ctr			IHSB
	Rocky Mount	640003	One Hour Koretizing Cleaners	129	Church	St	Assessment	DSCA
	Rocky Mount	640004	Clean Clean Drycleaners	2408	Sunset	Ave	NFA	DSCA
	Rocky Mount	640005	VIP Cleaners	3468	Sunset	Ave	NFA	DSCA
	Rocky Mount	640006	One Hour Koretizing	1691	Northern	Blvd	Assessment	DSCA
	Rocky Mount	640007	Bishop's Laundry	301	Church	St	Assessment	DSCA
	Rocky Mount	640008	One Hour Koretizing	202	Falls	Rd	Interim Action	DSCA
New Hanover (21)	Wilmington	650001	Modern Dry Cleaners And Laundry	1104	Fordham	Rd	NFA	DSCA
	Wilmington	650002	Coastal Dry Cleaners	4502	Shipyard	Blvd	Closure	DSCA
	Wilmington	650003	Coastal Dry Cleaners And Coin Laundry	4701	Oleander	Dr	NFA	DSCA
	Wilmington	650004	Coastal Dry Cleaners	2629	Carolina Beach	Rd	Assessment	DSCA
	Wilmington	650005	Williams Cleaners	6845	Market	St	NFA	DSCA
	Wilmington	650006	Williams Fabricare Inc	5521	Carolina Beach	Rd	NFA	DSCA

	Wilmington	650007	Coastal Dry Cleaners - Ogden Plaza	6840	Market	St	NFA	DSCA
	Wilmington	650008	Kings Laundry	4615	Market	St	NFA	DSCA
	Wilmington	650009	Coastal Cleaners	7	Kerr	Ave	NFA	DSCA
	Wilmington	650010	Modern Laundry & Dry Cleaners	118	17th	St	Assessment	DSCA
	Wilmington	650011	\$2.50 Cleaners at University Square	810	College	Rd	NFA	DSCA
	Wilmington	650012	Three Dollar Crystal Cleaners	7336	Market	St	NFA	DSCA
	Wilmington	650013	Winter Park Dry Cleaners	1437	College	Rd	NFA	DSCA
	Wilmington	650014	Williams Cleaners	1402	College	Rd	Assessment	DSCA
	Wilmington	650015	Carter Coin Laundry and Cleaners	1018	3rd	St		IHSB
	Wilmington	650016	Modern Laundry and Dry Cleaners	3607	Oleander	Dr	Monitoring	DSCA
	Wilmington	650018	Heritage Cleaners	522	Third	St	Interim Action	DSCA
	Wilmington	650019	Liberty Cleaners	5424	Oleander	Dr	Assessment	DSCA
	Wilmington	650020	Coastal Dry Cleaners	545	Castle	St	Assessment	DSCA
	Wilmington	650021	Four Seasons Cleaners	7015	Market	St	Assessment	DSCA
	Wilmington	650022	Cape Fear Cleaners	1047	College	Rd	Certified	DSCA
Onslow (12)	Jacksonville	670001	ABC One Hour Cleaners	2127	Lejeune	Blvd		NPL
	Jacksonville	670002	Southern Cleaners And Laundry	820	Court	St	Assessment	DSCA
	Jacksonville	670004	Coastal Dry Cleaners	1170	Henderson	Dr	NFA	DSCA
	Jacksonville	670006	A1 Cleaners	327	Henderson	Dr	Remediation	DSCA
	Jacksonville	670007	Quality Cleaners and Laundry	701	New Bridge	St	NFA	DSCA
	Jacksonville	670008	New River Cleaners	1215	Hargett	St	Assessment	DSCA
	Jacksonville	670009	Southern Cleaners and Laundry	415	Chaney	Ave	Assessment	DSCA
	Jacksonville	670010	Quality Cleaners and Laundry	955	Lejeune	Blvd	NFA	DSCA
	Jacksonville	670011	Coastal Cleaners	345	Western	Blvd	Assessment	DSCA
	Jacksonville	670012	Coastal Garment Care	2155	LeJeune	Blvd	Assessment	DSCA
	Midway Park	670005	Village Cleaners	175	Freedom	Way	Assessment	DSCA
	Swansboro	670003	Coastal Dry Cleaners	628	Corbett	Ave	Assessment	DSCA
Orange (14)	Carrboro	680007	Hangers Cleaners	127	Fidelity	St	Assessment	DSCA
	Carrboro	680008	Webster's Cleaners	302	Main	St	Assessment	DSCA
	Carrboro	680009	MEM One Hour Martinizing	408	Weaver	St	Assessment	DSCA
	Carrboro	680012	Village Laundry & Cleaners	106	Greensboro	St	Assessment	DSCA
	Chapel Hill	680001	KSP Cleaners	1490	Fordham	Blvd	Monitoring	DSCA
	Chapel Hill	680002	American Dry Cleaners	201	Estes	Dr	Assessment	DSCA
	Chapel Hill	680003	Deluxe Cleaners	227	Elliott	Rd	NFA	DSCA
	Chapel Hill	680005	Midtown Shops	750	Martin Luther King Jr	Blvd	Assessment	DSCA
	Chapel Hill	680006	One Hour Koretizing Cleaners	301	Franklin	St	Assessment	DSCA
	Chapel Hill	680010	Chapel Hill Cleaners	422	Franklin	St	Monitoring	DSCA
	Chapel Hill	680013	Village Plaza Dry Cleaners	115	Elliot Road		Assessment	DSCA
	Chapel Hill	680015	Carolina Cleaners	400	Franklin	St	Assessment	DSCA
	Chapel Hill	680016	Carolina Cleaners	406	Franklin	St	Assessment	DSCA
	Hillsborough	680014	Webster's Cleaners, Inc	114	US HIGHWAY 70		Assessment	DSCA
Pasquotank (1)	Elizabeth City	700001	Southgate Koretizing	1409	Ehringhaus	St	Assessment	DSCA
Pender (1)	Hampstead	710001	Hampstead Village Dry Cleaners	302	Hampstead Village		Monitoring	DSCA
Pitt (13)	Ayden	740002	Ayden Plaza	144	Third	St	NFA	DSCA
	Greenville	740001	Koretizing Cleaners	2105	Charles	Blvd		IHSB
	Greenville	740003	Better Look Garment Care	600	Greenville	Blvd		IHSB
	Greenville	740004	Bowen Cleaners	2480	Stantonsburg	Rd	Closure	DSCA
	Greenville	740005	Bowen Cleaners	3114	Evans	St	Assessment	DSCA
	Greenville	740006	Rabo Cleaners	701	Hooker	Rd	Monitoring	DSCA
	Greenville	740007	One Hour Martinizing	111	10th	St	Assessment	DSCA
	Greenville	740008	Stadium Cleaners	205	Tenth	St	Assessment	DSCA
	Greenville	740009	Cleaner Look Garment Care	622	Greenville	Blvd	Assessment	DSCA
	Greenville	740010	Scott's Cleaners	111	10th	St	Assessment	DSCA
	Greenville	740011	Scott's Cleaners	1699	Farmville	Blvd	Monitoring	DSCA
	Greenville	740012	Bowen Cleaners	3400	Memorial	Dr	Assessment	DSCA

	Greenville	740014	Fabric Care Center	2512	Memorial	Dr	Assessment	DSCA
Polk (1)	Tryon	750001	Brocks Cleaners	46	Maple	St	Monitoring	DSCA
Randolph (1)	Asheboro	760001	Kizer's Automatic Self Service Laundry	133	Taft	Ave	Assessment	DSCA
Richmond (2)	Rockingham	770001	L & L One Hour Cleaners	1305	Broad	Ave	Monitoring	DSCA
	Rockingham	770002	Champion Cleaning Center	1300	Broad	Ave	Assessment	DSCA
Robeson (1)	Fairmont	780001	Stevens Dry Cleaners	117	Center	St		IHSB
Rockingham (3)	Reidsville	790001	Hicks Poly Clean Center Self Service Laundry	812	Scales	St	Assessment	DSCA
	Reidsville	790002	Ace One Hour Cleaners	1601	Scales	St	Closure	DSCA
	Reidsville	790003	Complete Dry Cleaners	1537	Freeway	Dr	NFA	DSCA
Rowan (10)	Kannapolis	800011	Jay's One-Hour Cleaners	1803	Main	St	Assessment	DSCA
	Salisbury	800002	Avalon Cleaners	124	Avalon	Dr	Assessment	DSCA
	Salisbury	800003	WMS Cleaners	712	Jake Alexander	Blvd	NFA	DSCA
	Salisbury	800005	M&S Cleaners	1729	Innes	St	Assessment	DSCA
	Salisbury	800006	Highlander Center Laundry	2000	Statesville	Blvd	NFA	DSCA
	Salisbury	800008	Vogue Cleaners	106	Long	St	Monitoring	DSCA
	Salisbury	800009	Cress Residence	8207	Old Concord	Rd	Site Ineligible	IHSB
	Salisbury	800010	Vogue Cleaners	402	Innes	ST	Assessment	DSCA
	Salisbury	800012	Star Laundry	111	Bank	St	Certified	DSCA
	Spencer	800001	Shuping Cleaners	400	Salisbury	Ave	Monitoring	DSCA
Rutherford (1)	Forest City	810001	Forest Dale Cleaners	139	Depot	St	Monitoring	DSCA
Sampson (2)	Clinton	820001	Acme Cleaners	209	Beaman	St	Monitoring	DSCA
	Roseboro	820002	Brown's Cleaners and Laundromat	317	Dr Martin Luther King Jr	Blvd	Assessment	DSCA
Scotland (2)	Laurinburg	830001	One Hour Cleaners	1514	Main	St	Monitoring	DSCA
	Laurinburg	830002	Village Cleaners	1691	Main	St	Assessment	DSCA
Stanly (2)	Albemarle	840001	Dry Clean Express	636	NC 24-27	By	NFA	DSCA
	Norwood	840002	Garment Care Center	560	Fork	Rd	NFA	DSCA
Stokes (1)	Walnut Cove	850001	Klean Rite Cleaners	318	Main	St	NFA	DSCA
Surry (4)	Elkin	860002	White Swan Rentals	204	Market	St	Assessment	DSCA
	Elkin	860003	Lawrence Dry Cleaners	221	Main	St	Assessment	DSCA
	Elkin	860004	Ray's Cleaners	1558	Bridge	St	Assessment	DSCA
	Mount Airy	860001	Modern Laundry And Dry Cleaners	526	Lebanon	St	Interim Action	DSCA
Transylvania (1)	Brevard	880001	Rainbow Cleaners	249	Caldwell	St	Monitoring	DSCA
Union (2)	Monroe	900001	Prestown Presto Clean	405	Sutherland	Ave	Monitoring	DSCA
	Monroe	900002	Mills Cleaners	1305	Skyway	Dr	Monitoring	DSCA
Vance (1)	Henderson	910001	Henderson Laundry	341	Chestnut	St		IHSB
Wake (75)	Apex	920030	Best Dry Cleaners	1781	William	St	NFA	DSCA
	Apex	920052	Martin Cleaners	540	Williams	St	NFA	DSCA
	Apex	920065	A Cleaner World #209	1250	Williams	St	Assessment	DSCA
	Cary	920004	Medlin-Davis Cleaners	1207	Kildaire Farm	Rd	NFA	DSCA
	Cary	920011	Medlin-Davis Cleaners	107	Edinburgh	Dr	Closure	DSCA
	Cary	920029	Galaxy Cleaners	101	New Waverly	Pl	NFA	DSCA
	Cary	920037	Avalon Cleaners	686	Cary Towne	Blvd	Assessment	DSCA
	Cary	920038	Medlin Davis- Shoppes at Kildaire	173	Cary	Pkwy	Assessment	DSCA
	Cary	920040	Village Cleaners	6420	Tryon	Rd	NFA	DSCA
	Cary	920041	Martinizing Dry Cleaners	4246	Cary	Pkwy	NFA	DSCA
	Cary	920063	Karr Cleaners	101	Ward	St	Monitoring	DSCA
	Cary	920064	Village Cleaners	113	Maynard	Rd	Assessment	DSCA
	Cary	920076	Merit Cleaners	1301	Buck Jones	Rd	Assessment	DSCA
	Garner	920051	Carriage House Cleaners	537	Plaza	Cir	Assessment	DSCA
	Knightdale	920009	Knightdale Cleaners	1013	Smithfield	Rd	NFA	DSCA
	Raleigh	920001	Pro Cleaners	8377	Creedmoor	Rd	Monitoring	DSCA
	Raleigh	920003	Rainbow Cleaners And Laundry	2915	Essex	Cir	NFA	DSCA
	Raleigh	920005	DJ Cleaners	3591	Maitland	Dr	Assessment	DSCA
	Raleigh	920006	Hilkers Cleaners	4043	Wake Forest	Rd	Monitoring	DSCA
	Raleigh	920007	Brothers Cleaners	6144	Falls Of Neuse	Rd	NFA	DSCA

Raleigh	920008	Johnsons Dry Cleaners	3534	Wade	Ave	Assessment	DSCA
Raleigh	920010	Fuller Supply Company	421	Eby	Dr	Assessment	DSCA
Raleigh	920012	Newtons Cleaners	2023	Cameron	St	NFA	DSCA
Raleigh	920013	Medlin-Davis Cleaners	2028	Cameron	St	NFA	DSCA
Raleigh	920014	Glam-o-rama Cleaners	3165	Capital	Blvd	Assessment	DSCA
Raleigh	920015	Emporium Cleaners	3501	Capital	Blvd	NFA	DSCA
Raleigh	920016	New Hope Cleaners And Tailors	3901	Capital	Blvd	NFA	DSCA
Raleigh	920017	Brothers Cleaners	4221	Six Forks	Rd	Assessment	DSCA
Raleigh	920018	Ace Dry Cleaners	4701	Atlantic	Ave	NFA	DSCA
Raleigh	920019	Sanitary Laundry	417	McDowell	St		IHSB
Raleigh	920020	Sherrill's Dry Cleaning And Laundry	7463	Six Forks	Rd	Assessment	DSCA
Raleigh	920021	T And J Cleaners	2423	Crabtree	Blvd	Assessment	DSCA
Raleigh	920022	Medlin Davis Cleaners	4434	Creedmoor	Rd	NFA	DSCA
Raleigh	920023	Popes Dry Cleaners	7713	Lead Mine	Rd	NFA	DSCA
Raleigh	920024	Pleasant Valley Cleaners	4112	Pleasant Valley	Rd	Monitoring	DSCA
Raleigh	920025	Hilkers Cleaners	6325	Falls Of Neuse	Rd	NFA	DSCA
Raleigh	920026	Ideal Cleaners	7209	Sandy Forks	Rd	Assessment	DSCA
Raleigh	920027	Eagle Cleaners	900	Spring Forest	Rd	NFA	DSCA
Raleigh	920028	Joy Cleaners	4503	Fayetteville	Rd	Emergency	DSCA
Raleigh	920031	The Cleaners	3209	Avent Ferry	Rd	NFA	DSCA
Raleigh	920032	Greenbrier Cleaners	4207	Fayetteville	Rd	Assessment	DSCA
Raleigh	920033	Courtesy Cleaners	8111	Creedmoor	Rd	Assessment	DSCA
Raleigh	920034	S & S Cleaning	425	Chapanoke	Rd	NFA	DSCA
Raleigh	920035	Barrett's Cleaners	5563	Western	Blvd	Assessment	DSCA
Raleigh	920036	North Boulevard Cleaners	5141	New Hope	Rd	NFA	DSCA
Raleigh	920039	Brookside Dry Cleaners & Laundry	1028	Brookside	Dr	NFA	DSCA
Raleigh	920043	Ideal Cleaners	2403	Wake Forest	Rd	NFA	DSCA
Raleigh	920045	Holden Cleaners	702	Martin	St	Assessment	DSCA
Raleigh	920046	Flints Laundry and Dry Cleaning	430	Salisbury	St	Monitoring	DSCA
Raleigh	920047	Southgate Cleaners	1969	Rock Quarry	Rd	Assessment	DSCA
Raleigh	920048	Rollins Economy Cleaners	407	Peace	St	Assessment	DSCA
Raleigh	920049	Glam-O-Rama Cleaners	1601	Cross Link	Rd	Assessment	DSCA
Raleigh	920050	Hidden Valley Dry Cleaners	2315	Lynn	Rd	NFA	DSCA
Raleigh	920053	Hilkers Cleaners and Laundromat	3612	Spring Forest	Rd	Assessment	DSCA
Raleigh	920054	Litchford Ivory Cleaners	8320	Litchford	Rd	Assessment	DSCA
Raleigh	920055	Roberts Drapery Service and Dry Cleaners	2205	New Hope Church	Rd	Assessment	DSCA
Raleigh	920056	Reaves Spic & Span	219	Franklin	St	Assessment	DSCA
Raleigh	920057	Roy's Drive In Cleaning	719	Person	St	Assessment	DSCA
Raleigh	920058	Medlin Davis Dry Cleaning	121	Jones	St	NFA	DSCA
Raleigh	920059	One Hour Martinizing	707	Person	St	Closure	DSCA
Raleigh	920062	Best Price Cleaners	6820	Davis	Cir	Assessment	DSCA
Raleigh	920066	Hilkers Cleaners	7486	Creedmoor	Rd	Assessment	DSCA
Raleigh	920067	Rainbow Cleaners	5265	Six Forks	Rd	Assessment	DSCA
Raleigh	920068	Glam O Rama	3801	Western	14	Assessment	DSCA
Raleigh	920069	Peggy's Cleaners	1605	New Bern	Ave	Assessment	DSCA
Raleigh	920070	Lake Boone Cleaners	2508	Wycliff	Rd	Assessment	DSCA
Raleigh	920071	Honeycutt Cleaners	605	New Bern	Ave	Assessment	DSCA
Raleigh	920072	Pope's Dry Cleaners	1408	Corporation	Pkwy	Monitoring	DSCA
Raleigh	920073	Pope's Dry Cleaners	3075	Medlin	Dr	Assessment	DSCA
Raleigh	920075	Acme Cleaners	331	New Bern	Ave	Assessment	DSCA
Raleigh	920077	VIP Formal Wear	3801	Wilmington	St	Interim Action	DSCA
Raleigh	920078	Ivory Cleaners	4556	Capital	Blvd	Assessment	DSCA
Raleigh	920079	Kwiklean Cleaners	1004	Saunders	St	Petitioned	DSCA
Wake Forest	920061	Best Dry Cleaners	12231	Capital	Blvd	Assessment	DSCA
Zebulon	920074	Zebulon Dry Cleaners	131	Vance	St	Assessment	DSCA

Warren (1)	Manson	930001	Boyd's Cleaners	295	Manson Drewry	Rd		IHSB
Watauga (2)	Boone	950001	High Country Cleaners	396	King	St	Monitoring	DSCA
	Boone	950002	Trailway Cleaners, Inc.	320	King	St	NFA	DSCA
Wayne (5)	Goldsboro	960001	Penny Dry Cleaners	214	Ash	St	Monitoring	DSCA
	Goldsboro	960002	Penny One Hour Cleaners and Laundry	433	Berkley	Blvd	Assessment	DSCA
	Goldsboro	960003	Goldwayne Dry Cleaning & Laundry Co	607	Mulberry	St		UST
	Goldsboro	960004	Paramount Cleaners	225	Walnut	St	Monitoring	DSCA
	Goldsboro	960005	Terry One Hour Cleaners	1515	Ash	St	Assessment	DSCA
Wilkes (1)	Wilkesboro	970001	Wilkesboro Drive-In Cleaners	513	Main	St	NFA	DSCA
Wilson (8)	Wilson	980001	Koretizing Cleaners	1313	Ward	Blvd	NFA	DSCA
	Wilson	980002	Discount Cleaners	700	US HIGHWAY 301		NFA	DSCA
	Wilson	980003	Exclusive Cleaners	725	Goldsboro	St	Assessment	DSCA
	Wilson	980004	Exclusive Cleaners	1513	Ward	Blvd	Assessment	DSCA
	Wilson	980005	Friendly Cleaners	605	Pender	St		Brownfields
	Wilson	980006	Exclusive Cleaners	1673	Parkwood	Blvd	Assessment	DSCA
	Wilson	980007	Exclusive Cleaners	2700	Ward	Blvd	NFA	DSCA
	Wilson	980008	Cokes Cleaners	305	Nash	St	Assessment	DSCA
562 Sites Identified				512 Sites Certified				

DSCA Site Status Definitions

Petitioned:	The DSCA Program has received a petition to enter the program and is in the process of completing the required paperwork.
Certified:	The DSCA Program has entered into an agreement with a petitioner and is in the process of assigning a state-hired, independent environmental contractor to conduct a prioritization assessment.
Assessment:	The DSCA Program's independent environmental contractor is determining the extent of soil and groundwater contamination at the site.
Monitoring:	The DSCA Program's independent environmental contractor is monitoring the levels of contaminants in the groundwater at the site.
Remediation:	The DSCA Program's independent environmental contractor is performing cleanup at the site.
Interim Action:	Site conditions are favorable for source removal or for conducting a pilot study for remediation.
Emergency:	The DSCA Program has determined there is an immediate need for corrective action to abate a potential hazard to human health or the environment.
On Hold:	Please contact the site's project manager for more details.
Closure:	The extent of contamination is defined and considered stable. The DSCA Program is developing and implementing a risk management plan to protect human health and the environment from remaining contamination.
NFA:	No Further Action Required

B. Inactive Hazardous Waste Sites Priority List

ID	Site Name	Address	City	County	Score	Medium	Contaminant
NCD048181218	CAROLINA GALVANIZING CORP.	HWY 221 E	ABERDEEN	MOORE	63.73	groundwater soil	metals metals
NONCD0002379	REA CONSTRUCTION-WEST RALEIGH	5801 CHAPEL HILL ROAD	RALEIGH	WAKE	59.98	soil surface water groundwater groundwater	VOCs VOCs SVOCs VOCs
NCN000407672	BEACON MANUFACTURING	2425 US HWY 70	SWANNANOA	BUNCOMBE	58.93	groundwater groundwater soil groundwater surface water	metals VOCs metals SVOCs metals
NONCD0002734	WILMINGTON FERTILIZER COMPANY	1702 NORTH 6TH STREET	WILMINGTON	NEW HANOVER	57.49	groundwater	inorganics
NONCD0002736	WILMINGTON SHIPYARD (FORMER)	1500 POINT HARBOR RD.	WILMINGTON	NEW HANOVER	57.49	soil groundwater soil soil	SVOCs metals metals VOCs
NCD003184710	CAROLINA CREOSOTING CORPORATION	EASTBROOK ROAD	LELAND	BRUNSWICK	57.17	soil groundwater	SVOCs SVOCs
NCD000605303	FEDERAL PAPER BOARD CO., INC.	865 JOHN L RIEGEL RD	RIEGELWOOD	COLUMBUS	56.08	groundwater groundwater groundwater	SVOCs metals VOCs
NONCD0001250	ALMONT SHIPPING	929 N FRONT STREET	WILMINGTON	NEW HANOVER	56.01	groundwater soil soil groundwater groundwater	inorganics SVOCs metals metals VOCs
NCD050409150	GENERAL ELECTRIC CO/WILMINGTON	3901 CASTLE HAYNE RD	WILMINGTON	NEW HANOVER	55.76	groundwater	VOCs
NCD074511361	AQUAIR CORPORATION	13300 SAM NEELY RD	CHARLOTTE	MECKLENBURG	55.35	groundwater soil soil groundwater	metals metals VOCs VOCs
NONCD0001098	NATIONAL TEXTILES, LLP	REEP DRIVE	MORGANTON	BURKE	54.94	soil surface water groundwater	VOCs VOCs VOCs
NONCD0001892	ICI/DUPONT	HWY 53 EAST (CEDAR CREEK)	FAYETTEVILLE	CUMBERLAND	53.76	groundwater soil	VOCs VOCs
NCD051745685	HOLDING POND FOR WASTE/USS	500 BROOME RD	GREENSBORO	GUILFORD	53.06	soil soil surface water surface water soil groundwater	Pesticides/Her metals metals SVOCs SVOCs SVOCs

VOCs – Volatile organic compounds
SVOCs-Semi-volatile organic compounds

ID	Site Name	Address	City	County	Score	Medium	Contaminant
NCD003229358	SCM PROCTOR-SILEX/WEAREVER	HAY ST	MOUNT AIRY	SURRY	53.02	sediment soil groundwater sediment surface water soil groundwater	metals VOCs VOCs VOCs metals metals metals
NCN000407584	SOUTHERN METALS RECYCLING, INC	13 WRIGHT ST	WILMINGTON	NEW HANOVER	52.56	soil groundwater	metals metals
NCD981027915	J STREET FLY ASH DISPOSAL SITE	SR 1769	ERWIN	HARNETT	52.48	soil	metals
NCD986166692	HARWELL ROAD SEPTIC PIT	BEATY AND JOHN D ROADS	GASTONIA	GASTON	52.37	soil sediment surface water soil groundwater groundwater soil	VOCs metals VOCs SVOCs SVOCs VOCs metals
NCD003167780	SPRAGUE ELECTRIC COMPANY	HWY 194	LANSING	ASHE	52.33	groundwater groundwater soil	metals VOCs metals
NONCD0002857	ABERDEEN FLORIST & GARDEN CENTER	500 S SANDHILLS BLVD	ABERDEEN	MOORE	52.02	groundwater	VOCs
NCN000407775	ROYSTER FERTILIZER	1690 NE ROYSTER RD	LELAND	BRUNSWICK	52.02	groundwater soil surface water soil groundwater	metals SVOCs metals metals SVOCs
NCD088563242	MONSANTO COMPANY/ROHM & HAAS	CEDAR CREEK RD	FAYETTEVILLE	CUMBERLAND	51.78	sediment groundwater	metals VOCs
NCN000407333	TRIAD USED AUTO SALES	1520 ALAMANCE CHURCH RD	GREENSBORO	GUILFORD	51.53	groundwater groundwater soil soil	SVOCs metals SVOCs metals
NONCD0001025	TOOMEY PROPERTY	1020 HICKORY GROVE ROAD	SPRINGWOOD	GASTON	51.23	groundwater soil soil groundwater	SVOCs SVOCs pesticides/her VOCs
NONCD0001967	AMERICAN DISTILLATION, INC	1690 NE ROYSTER RD	LELAND	BRUNSWICK	51.07	soil soil soil groundwater	SVOCs metals VOCs metals
NONCD0001554	COX DODGE (FORMER)	1501 LIPSCOMB ROAD	WILSON	WILSON	51.05	soil surface water groundwater groundwater	VOCs VOCs SVOCs VOCs

VOCs – Volatile organic compounds
SVOCs-Semi-volatile organic compounds

ID	Site Name	Address	City	County	Score	Medium	Contaminant
NCD982117590	CUSTOM PROCESSING AND MANUFACTURIN	1110 SURRETT DRIVE	HIGH POINT	GUILFORD	51.04	groundwater groundwater soil	VOCs metals VOCs
NONCD0000016	CMC LANDFILL	EAST MAIN STREET	ELKIN	SURRY	51.02	soil groundwater	VOCs VOCs
NCD986178226	TEXFI INDUSTRIES, INC	601 HOFFER DRIVE	FAYETTEVILLE	CUMBERLAND	50.55	soil groundwater soil groundwater	VOCs PFAS PFAS VOCs
NONCD0001141	DIAZIT COMPANY	US 1	YOUNGSVILLE	FRANKLIN	50.34	surface water groundwater soil	VOCs VOCs VOCs
NCD093338119	SCM CORP. GLIDDEN COATINGS & RESINS	3926 GLENWOOD DRIVE	CHARLOTTE	MECKLENBURG	50.29	groundwater	VOCs
NCD986172518	OLD MOUNT HOLLY ROAD PCE SITE	OLD MT HOLLY RD & FREEDOM DR	CHARLOTTE	MECKLENBURG	50.26	groundwater groundwater	SVOCs VOCs
NONCD0002835	PRIME EQUIPMENT CO	1020 N FRONT ST	WILMINGTON	NEW HANOVER	50.19	groundwater	VOCs
NCD003231545	SHERWOOD TREATING CO., INC.	1660 SILAS CREEK PKWAY	WINSTON-SALEM	FORSYTH	49.78	soil groundwater	metals metals
NCD047371794	COASTAL LUMBER CO	934 N CRAVEN ST	NEW BERN	CRAVEN	49.73	groundwater soil	inorganics inorganics
NONCD0002564	ALLENS FARM SUPPLY	511 N 3RD ST	WILMINGTON	NEW HANOVER	49.72	groundwater groundwater	VOCs metals
NONCD0000004	STURGEON CITY SITE (NON-PRLF PORTION)	4 COURT STREET	JACKSONVILLE	ONSLOW	49.67	sediment groundwater	metals VOCs
NCD038551263	TRI-COUNTY COMMUNITY COLLEGE	OFF US 64 E SOUTH OF NC 1	MURPHY	CHEROKEE	49.66	groundwater soil	VOCs VOCs
NCD986176444	STROH/CHITTY FARM	5066 OVERDALE RD	WINSTON-SALEM	FORSYTH	49.56	groundwater soil	VOCs VOCs
NCD000813592	GA-PACIFIC CORP/HDWD SAW	PLYWOOD DR	PLYMOUTH	WASHINGTON	49.53	groundwater groundwater sediment soil soil groundwater sediment soil	Pesticides/Her metals SVOCs metals SVOCs VOCs metals Pesticides/Her
NONCD0001052	THOMASVILLE FURNITURE	151 SMETHPORT DRIVE	WEST JEFFERSON	ASHE	49.51	soil groundwater groundwater soil	inorganics SVOCs VOCs metals

VOCs – Volatile organic compounds
SVOCs-Semi-volatile organic compounds

ID	Site Name	Address	City	County	Score	Medium	Contaminant
NCD000772046	MOBIL OIL CORP/KOCH REFINING	3334 RIVER RD	WILMINGTON	NEW HANOVER	49.07	groundwater soil groundwater	VOCs metals metals
NC0001279710	WOODY WILSON BATTERY/ASHLEY HEIGHTS	301 OLD PINEHURST RD	ASHLEY HEIGHTS	HOKE	49.02	soil soil	SVOCs metals
NCD986171379	NEW HAVEN DRIVE TCE	NEW HAVEN DRIVE	GASTONIA	GASTON	48.98	groundwater	VOCs
NCD046148540	CENTRAL TRANSPORT COMPANY	600 MELYNDA ROAD	CHARLOTTE	MECKLENBURG	48.84	sediment groundwater groundwater groundwater groundwater	metals VOCs metals inorganics SVOCs
NCSFN0407074	NC MARITIME MUSEUM	310 FRONT ST	BEAUFORT	CARTERET	48.84	sediment sediment sediment sediment	VOCs metals Pesticides/Her SVOCs
NONCD0002381	REDDICK FUMIGANTS, INC.	3002 WEST MAIN STREET	WILLIAMSTON	MARTIN	48.83	groundwater	VOCs
NCD986175636	ASHE PATTERN SHOP (FORMER)	4411 BEATY ROAD	GASTONIA	GASTON	48.82	groundwater groundwater	VOCs SVOCs
NCD986180909	SHELBY DYEING & FINISHING	1038 SAM LATTIMORE ROAD	SHELBY	CLEVELAND	48.82	soil groundwater soil groundwater	metals metals VOCs VOCs
NONCD0001233	LOFTIN PROPERTY	2361 LENNOXVILLE RD	BEAUFORT	CARTERET	48.58	groundwater soil	metals metals
NCD980729412	CAROLINA TANK CLEANING COMPANY	1025 NC HWY 68	GREENSBORO	GUILFORD	48.53	soil soil	metals VOCs
NONCD0000085	JONES & PRESNELL STUDIO	433 LAWTON ROAD	CHARLOTTE	MECKLENBURG	48.48	groundwater groundwater	VOCs SVOCs
NCD986175628	LEES MOTOR WORKS	4415 BEATY ROAD	GASTONIA	GASTON	48.48	soil groundwater soil groundwater surface water	SVOCs SVOCs VOCs VOCs VOCs
NCD000623223	MARTIN MANUFACTURING PROPERTIES	E MAIN ST US 17	WILLIAMSTON	MARTIN	48.40	groundwater groundwater	metals VOCs
NCD986186518	OLD ATC REFINERY	801 SURRY STREET	WILMINGTON	NEW HANOVER	48.40	soil sediment groundwater soil	metals metals metals SVOCs

VOCs – Volatile organic compounds
SVOCs-Semi-volatile organic compounds

ID	Site Name	Address	City	County	Score	Medium	Contaminant
NCD042269134	SOUTHERN SCREW/FARLEY METALS	1225 BARKLEY RD	STATESVILLE	IREDELL	48.40	groundwater groundwater soil soil groundwater	cyanide metals metals bases SVOCs
NCD981474158	SWEETEN CREEK DRUM SITE	115 SWEETEN CREEK ROAD	ASHEVILLE	BUNCOMBE	48.40	soil	metals
NCD041230418	AMP INCORPORATED	3900 REIDSVILLE ROAD	WINSTON-SALEM	FORSYTH	48.35	surface water sediment soil sediment soil soil	metals metals cyanide cyanide SVOCs metals
NCD986188027	CHAMPION LANDFILL NO 3	SR 1550 I40	CANTON	HAYWOOD	48.25	soil	metals
NONCD0001185	CSX-NUTT ST	515 NUTT ST	WILMINGTON	NEW HANOVER	48.21	groundwater groundwater groundwater	metals VOCs SVOCs
NONCD0002550	NCDOT MARINE BLVD & US 17	MARINE BLVD & US 17	JACKSONVILLE	ONSLOW	48.21	groundwater soil groundwater groundwater soil soil	metals SVOCs SVOCs VOCs metals VOCs
NCD980600449	SED, INC. RADAR ROAD	500 RADAR ROAD	GREENSBORO	GUILFORD	48.18	soil groundwater	SVOCs metals
NCD003163888	HENREDON FURNITURE	400 HENREDON RD	MORGANTON	BURKE	48.17	soil sediment soil groundwater groundwater	metals SVOCs SVOCs VOCs SVOCs
NCD003198520	HONEYWELL, INC	921 HOLLOWAY STREET	DURHAM	DURHAM	48.17	soil soil groundwater soil groundwater	VOCs metals SVOCs SVOCs VOCs
NONCD0002028	MALLARD GRIFFIN LUMBER	1304 W VERNON AVE	KINSTON	LENOIR	48.14	soil groundwater	VOCs VOCs
NONCD0002368	EASTERN CAR CARE (FRMR)	703 E MAIN ST	MURFREESBORO	HERTFORD	48.10	groundwater groundwater	SVOCs VOCs
NONCD0002995	JOHNS MANVILLE LDFL	SKYWAY CHURCH RD	MAXTON	SCOTLAND	48.10	groundwater groundwater	metals VOCs

VOCs – Volatile organic compounds
SVOCs-Semi-volatile organic compounds

ID	Site Name	Address	City	County	Score	Medium	Contaminant
NCD041414780	FIELDCREST MILLS INC./NC FINISHING	US 29/70 N	SPENCER	ROWAN	48.07	groundwater groundwater soil soil	metals SVOCs SVOCs metals
NCD091572073	NATIONAL STARCH & CHEMICAL COMPANY	2271 ANDREW JACKSON HWY	LELAND	BRUNSWICK	48.04	groundwater	VOCs
NCD045924032	WEST POINT PEPPERELL_ALAMAC	1885 ALAMAC RD	LUMBERTON	ROBESON	48.02	groundwater groundwater known/suspected soil soil soil	SVOCs VOCs PFAS VOCs metals SVOCs
NCD065288847	CF NITROGEN, INCORPORATED	HWY 45	WINTON	HERTFORD	47.99	soil groundwater	metals metals
NONCD0001843	HERCULES	9 DAVIS DRIVE	DURHAM	DURHAM	47.93	groundwater surface water	VOCs VOCs
NCD024477556	WINSTON CONTAINER COMPANY	4732 MORRIS FIELD RD	CHARLOTTE	MECKLENBURG	47.89	soil soil	metals SVOCs
NONCD0001094	ALLISON MANUFACTURING CO	930 OLD CHARLOTTE ROAD	ALBEMARLE	STANLY	47.87	soil soil groundwater	SVOCs VOCs VOCs
NONCD0000023	CAROLINA P&L CO. FAYETTEVILLE	CUMBERLAND RD & OWEN DR	FAYETTEVILLE	CUMBERLAND	47.78	soil surface water groundwater	SVOCs SVOCs SVOCs
NONCD0001058	ELECTRONICS COMPONENT CORPORATION	200 ELECTRONICS PARKWAY	BURGAW	PENDER	47.78	groundwater	VOCs
NONCD0002201	NEWS & OBSERVER MECH BLV-SPILL	1400 MECHANICAL BLVD.	GARNER	WAKE	47.78	groundwater	VOCs
NONCD0003105	SAAB BARRACUDA FACILITY	608 E MCNEIL ST	LILLINGTON	HARNETT	47.72	groundwater	VOCs
NONCD0002852	CLAYTON FARMS	1833 LOOP RD	CLAYTON	JOHNSTON	47.63	groundwater soil	pesticides/her pesticides/her
NONCD0002420	APAC MAINTENANCE SHOP (FRMR)	240 CENTER ST	JACKSONVILLE	ONslow	47.59	soil groundwater	metals metals
NCN000409881	PAYNE RD SOLVENTS	105 PAYNE RD	BESSEMER CITY	GASTON	47.59	soil groundwater	VOCs VOCs
NONCD0001200	COASTLINE INN PROPERTY	503 NUTT ST	WILMINGTON	NEW HANOVER	47.44	groundwater groundwater	VOCs metals
NCD990883001	MONARCH FURNITURE CORPORATION	301 SCIENTIFIC ST	JAMESTOWN	GUILFORD	47.40	soil groundwater	metals metals
NONCD0001550	COTTMAN TRANSMISSION	145-147 S. COLLEGE ROAD	WILMINGTON	NEW HANOVER	47.30	groundwater groundwater soil	VOCs SVOCs VOCs

VOCs – Volatile organic compounds
SVOCs-Semi-volatile organic compounds

ID	Site Name	Address	City	County	Score	Medium	Contaminant
NCD986180917	SPANN PROPERTY	US HIGHWAY 25	HENDERSONVILLE	HENDERSON	47.26	known/suspected	
NONCD0001029	R & D LAMINATORS INC	HOLLOMAN ROAD (SR 1187)	AHOSKIE	HERTFORD	47.21	groundwater	VOCs
NCD037160439	TOASTMASTER, INCORPORATED	17160 PLANT RD	LAURINBURG	SCOTLAND	47.08	groundwater groundwater groundwater soil soil groundwater	SVOCs VOCs metals cyanide metals cyanide
NONCD0001952	KERR FACILITY - AHOSKIE	228 JOHNNY MITCHELL RD	AHOSKIE	HERTFORD	46.99	groundwater	VOCs
NCD986176030	RHODERIA DRIVE WELLS	LAKEWOOD & RHODERA DRIVE	STALLINGS	UNION	46.98	groundwater soil	VOCs metals
NCD044444735	CROMPTON & KNOWLES CORP.	SPENCER MT RD	LOWELL	GASTON	46.97	groundwater groundwater soil soil	VOCs metals VOCs metals
NCD986231967	TOM SADLER ROAD WELLS	TOM SADLER RD	CHARLOTTE	MECKLENBURG	46.92	soil soil groundwater groundwater soil	VOCs SVOCs VOCs metals metals
NCD003183571	WINTERVILLE MACHINE WORKS, INC.	2672 MILL ST	WINTERVILLE	PITT	46.90	soil soil soil soil groundwater	metals cyanide VOCs SVOCs VOCs
NCN000407188	US 1-15/501 ABERDEEN	517 S SANDHILLS BLVD	ABERDEEN	MOORE	46.88	groundwater soil sediment sediment surface water soil	VOCs metals metals VOCs VOCs VOCs
NONCD0000081	TRITON, INC	1610 SOUTH WARD BLVD	WILSON	WILSON	46.84	groundwater groundwater groundwater	SVOCs VOCs metals
NCD067187302	FULFLEX	500 AIR BOSS PKWY	SCOTLAND NECK	HALIFAX	46.73	groundwater	VOCs
NCD003233673	HOOVER REPAIR SHOP	461 N SOUTH STREET SR1669	MT AIRY	SURRY	46.69	soil groundwater soil groundwater	metals cyanide cyanide metals
NCD980518211	IRT/IBM CORPORATION	4101 S I-85	CHARLOTTE	MECKLENBURG	46.67	groundwater	metals

VOCs – Volatile organic compounds
SVOCs-Semi-volatile organic compounds

ID	Site Name	Address	City	County	Score	Medium	Contaminant
NONCD0002874	MOHAWK-KARASTAN	2007 DICKINSON AVE	GREENVILLE	PITT	46.67	soil soil groundwater	metals SVOCs metals
NONCD0001685	EAST MAIN STREET PCE	EAST MAIN ST	MURFREESBORO	HERTFORD	46.66	groundwater	VOCs
NONCD0002779	APAC-CASTLE HAYNE ASPHALT PLANT	4909 N COLLEGE RD	CASTLE HAYNE	NEW HANOVER	46.65	soil soil groundwater	metals VOCs VOCs
NONCD0001156	CLEAN-CLEAN DRY CLEANERS/VIP CLEANER	627 TARRYTOWN CTR	ROCKY MOUNT	NASH	46.63	groundwater soil	VOCs VOCs
NONCD0003025	WORLD WOOD PRODUCTS	12045 OLD HWY 70 W	COVE CITY	CRAVEN	46.59	soil groundwater groundwater groundwater soil	SVOCs metals SVOCs VOCs metals
NONCD0001155	D&G PROPERTIES-SLAUGHTERHOUSE PARC	ROYSTER RD	NAVASSA	BRUNSWICK	46.57	groundwater soil	metals metals
NCD072012354	SINGER CO/FURNITURE DIV WASHINGTON	STATE ROAD 1175	CHOCOWINITY	BEAUFORT	46.57	groundwater groundwater sediment soil groundwater	metals Pesticides/Her SVOCs SVOCs SVOCs
NONCD0001690	CITY OF GOLDSBORO MAINTENANCE COMPL	1601 N CLINGMAN ST	GOLDSBORO	WAYNE	46.56	groundwater	VOCs
NCD093137636	GENERAL WOOD PRESERVING CO., INC.	HWY 74/76	LELAND	BRUNSWICK	46.56	soil groundwater	SVOCs SVOCs
NONCD0001886	HYDE COUNTY COURTHOUSE	30 OYSTER CREEK RD	SWAN QUARTER	HYDE	46.56	groundwater soil	pesticides/her pesticides/her
NCD041519364	TEXASGULF CHEMICALS COMPANY	HWY 306 NORTH	AURORA	BEAUFORT	46.56	surface water sediment soil groundwater soil sediment groundwater	metals VOCs Pesticides/Her Pesticides/Her VOCs metals VOCs
NCD003184249	UNION CARBIDE CORP/EVEREADY BATTERY	264 BYPASS-EVANS ST EXTN	GREENVILLE	PITT	46.52	groundwater groundwater	metals VOCs
NONCD0003187	KOURY ENTERPRISES COMPANY LLC	1029 WINSTON ST	GREENSBORO	GUILFORD	46.51	soil groundwater groundwater soil	SVOCs VOCs SVOCs VOCs
NC5210022906	USA RESERVE XVIII AIRBORNE CORPS	405 FISHER ST	MOREHEAD CITY	CARTERET	46.51	known/suspected	

VOCs – Volatile organic compounds
SVOCs-Semi-volatile organic compounds

ID	Site Name	Address	City	County	Score	Medium	Contaminant
NONCD0001049	LEXINGTON FURNITURE IND. PLNT NO 7	178 LFI COMPLEX LANE	LEXINGTON	DAVIDSON	46.43	groundwater groundwater	SVOCs metals
NONCD0002492	SOUTH SEA RATTAN - FAIRFAX ROAD	1702 & 1708 FAIRFAX ROAD	GREENSBORO	GUILFORD	46.43	soil groundwater soil	VOCs VOCs metals
NCD980844336	UNION CARBIDE BATTERY	5400 HOVIS ROAD	CHARLOTTE	MECKLENBURG	46.30	surface water groundwater groundwater soil	VOCs metals VOCs metals
NONCD0001186	CARR MILL MALL	200 N GREENSBORO ST	CARRBORO	ORANGE	46.28	groundwater	VOCs
NONCD0001778	GLEN RAVEN MILLS (FORMER)	142 GLEN RAVEN ROAD	GLEN RAVEN	ALAMANCE	46.24	groundwater groundwater	VOCs metals
NCN000409811	ELECTRIC MOTOR & TRANSFORMER	1900 S SAUNDERS ST	RALEIGH	WAKE	46.21	groundwater soil groundwater soil	SVOCs VOCs VOCs SVOCs
NONCD0001128	RESOLUTION PACKAGING	468 CAROLINA AVE	MARION	MCDOWELL	46.21	groundwater	metals
NONCD0001023	HEAVY EQUIPMENT SCHOOL	HEAVY EQUIPMENT ROAD	CHARLOTTE	MECKLENBURG	46.20	groundwater groundwater	SVOCs VOCs
NCD003149663	RADIATOR SPECIALTY COMPANY	1900 WILKINSON BLVD	CHARLOTTE	MECKLENBURG	46.16	groundwater soil sediment soil sediment	VOCs metals SVOCs SVOCs metals
NCD049772023	H & S PROCESSORS, INC.	NC HIGHWAY 150 WEST	LINCOLNTON	LINCOLN	46.11	groundwater	VOCs
NCD003216462	UNION CARBIDE CORP/EVEREADY BATTERY	800 ALBEMARLE RD	ASHEBORO	RANDOLPH	45.97	groundwater soil	VOCs VOCs
NONCD0002555	WHITEVILLE BUMPER & GLASS (FORMER)	824 JEFFERSON ST	WHITEVILLE	COLUMBUS	45.86	soil groundwater	metals VOCs
NCD003213030	DOUGLAS BATTERY MANUFACTURING CO.	500 BATTERY DR	WINSTON-SALEM	FORSYTH	45.69	groundwater	metals
NCD144192606	PARKER-ZENITH	160 TAYLOR ST	ABERDEEN	MOORE	45.67	groundwater soil	VOCs VOCs
NONCD0002968	TOWN OF EDENTON STREET DEPT	120 W HICKS ST	EDENTON	CHOWAN	45.63	groundwater	VOCs
NONCD0001074	OLD FORD BLDG	FIFTH ST	TABOR CITY	COLUMBUS	45.62	groundwater soil soil	metals VOCs metals
NONCD0001259	AMI, LIMITED	2609 TUCKER ST.	BURLINGTON	ALAMANCE	45.40	groundwater soil	VOCs VOCs

VOCs – Volatile organic compounds
SVOCs-Semi-volatile organic compounds

ID	Site Name	Address	City	County	Score	Medium	Contaminant
NCD981015746	CAROLINA ALUMINUM/HERBERT TAYLOR	SR 1125	ROPER	WASHINGTON	45.33	soil	VOCs
NCD024600579	SUPERIOR PRODUCTS COMPANY	4801 BURLINGTON RD	GREENSBORO	GUILFORD	45.25	soil	metals
NCN000409779	WAYNE AGRICULTURAL WORKS	700 S JOHN ST	GOLDSBORO	WAYNE	45.25	groundwater groundwater	VOCs metals
NONCD0003176	COROLLA CATTLE DIP	1215 PONTON LN	COROLLA	CURRITUCK	45.22	groundwater soil	metals metals
NONCD0001485	CHATHAM MILLS, INC.	480 HILLSBORO STREET	PITTSBORO	CHATHAM	45.21	groundwater	VOCs
NONCD0001174	ARROW LAUNDRY	4735 MONROE RD	CHARLOTTE	MECKLENBURG	45.15	soil groundwater	VOCs VOCs
NONCD0002969	CAPITAL INN	1625 CAPITAL BLVD	RALEIGH	WAKE	45.15	groundwater	VOCs
NONCD0002821	COMPLETE AUTO CENTER	909 CAPITAL BLVD	RALEIGH	WAKE	45.15	groundwater soil groundwater	SVOCs VOCs VOCs
NONCD0002277	PAZIUK WAREHOUSE	710 SUNNYVALE DRIVE	WILMINGTON	NEW HANOVER	45.15	groundwater soil	VOCs VOCs
NCD981473150	CHERRY MT STREET DRUM	602 CHERRY MOUNTAIN	FOREST CITY	RUTHERFORD	45.07	soil	metals
NCN000407830	CLOROX CHEMICAL	800 GESCO ST	CHARLOTTE	MECKLENBURG	45.07	surface water sediment surface water surface water sediment sediment soil soil soil	SVOCs SVOCs Pesticides/Her metals metals Pesticides/Her metals SVOCs Pesticides/Her
NONCD0001022	GIBBS ELECTROPLATING - OLD LOCATION	2229 N DAVIDSON	CHARLOTTE	MECKLENBURG	45.07	groundwater soil groundwater	VOCs metals metals
NONCD0001899	INESCO SITE	800 WHITFIELD RD.	FAYETTEVILLE	CUMBERLAND	45.07	groundwater	VOCs
NONCD0001092	CMI WWTP (PARCEL1)	HWY 268	ELKIN	SURRY	44.85	groundwater sediment soil groundwater soil	metals VOCs VOCs VOCs metals
NCD980728745	OSHIELDS FLY ASH	SR 1510	BREVARD	TRANSYLVANIA	44.80	known/suspected	
NCD003528825	FIELDCREST MILLS INC.	WALPAT RD	SMITHFIELD	JOHNSTON	44.79	groundwater	VOCs
NONCD0001011	JUNG CORPORATION	718-720 INDUSTRIAL PARK AVE	ASHEBORO	RANDOLPH	44.77	groundwater	VOCs
NONCD0001169	LIBERTY FABRICS (FORMER)	US 64	JAMESVILLE	MARTIN	44.72	groundwater	VOCs

VOCs – Volatile organic compounds
SVOCs-Semi-volatile organic compounds

ID	Site Name	Address	City	County	Score	Medium	Contaminant
NCD986228054	KANNAPOLIS PCE SPILL	ENOCHVILLE ROAD	KANNAPOLIS	ROWAN	44.71	groundwater	VOCs
NCD981863228	SCHERER, R.P.	2021 E. ROOSEVELT BLVD.	MONROE	UNION	44.71	soil groundwater	VOCs VOCs
NCD990734055	HERCOFINA/CAPE INDUSTRIES	4600 HWY 421 N	WILMINGTON	NEW HANOVER	44.62	soil soil groundwater groundwater	VOCs metals VOCs metals
NONCD0002792	MARSHALLBERG BOAT YARD	1290 & 1295 MARSHALLBERG RD	MARSHALLBERG	CARTERET	44.57	soil groundwater	metals VOCs
NONCD0002623	RED APPLE MARKETS #40 (FMR)	925 E MEMORIAL DR	AHOSKIE	HERTFORD	44.52	groundwater	VOCs
NCD093334969	S & S METALS RECYCLING COMPANY	SHORTCUT ROAD/SR 2455	GOLD HILL	CABARRUS	44.49	soil surface water	metals metals
NONCD0002612	TOWN OF CAROLINA BEACH	406 S. DOW ROAD	CAROLINA BEACH	NEW HANOVER	44.49	soil soil soil	SVOCs VOCs metals
NONCD0000060	WATTS REGULATOR-GENERAL AIDES SITE	WITHROW ROAD	FOREST CITY	RUTHERFORD	44.49	soil	metals
NCD982080152	PEE DEE TIMBER CO	230 W BIZZELL ST	LAURINBURG	SCOTLAND	44.48	soil surface water	metals metals
NONCD0001116	REPUBLIC SERVICES OF NC	312 JACK SHERMAN RD	ROUGEMONT	PERSON	44.48	groundwater	VOCs
NCD042091215	RJR TECH COMPANY	841 AVOCA FARM RD	MERRY HILL	BERTIE	44.48	soil	VOCs
NONCD0000802	LES MYERS PARK	LAWNDALE AVENUE EXT.	CONCORD	CABARRUS	44.42	soil	metals
NONCD0002228	OAK ISLAND POLICE DEPT.	4621 E. OAK ISLAND DRIVE	OAK ISLAND	BRUNSWICK	44.36	soil groundwater soil groundwater	SVOCs SVOCs pesticides/her pesticides/her
NCD981928088	TEXFI INDUSTRIES, INC/NEW BERN	SR 1317/BOSCH STREET	NEW BERN	CRAVEN	44.30	groundwater groundwater	VOCs SVOCs
NCD084167444	STANADYNE, INC/DIESEL SYSTEMS	405 WHITE ST	JACKSONVILLE	ONslow	44.22	soil soil soil	metals VOCs SVOCs
NCD072003635	ATHOL MANUFACTURING COMPANY	C & 22ND ST	BUTNER	GRANVILLE	44.19	groundwater sediment groundwater surface water	SVOCs SVOCs VOCs SVOCs
NCD980557631	LIVEWIRE ELEC CO/CALIFORNIA SPRAY	1004 SOUTH GEORGE STREET	GOLDSBORO	WAYNE	44.16	groundwater soil	pesticides/her pesticides/her

VOCs – Volatile organic compounds
SVOCs-Semi-volatile organic compounds

ID	Site Name	Address	City	County	Score	Medium	Contaminant
NCD006390561	AKZO NOBLE COATINGS, INC.	1431 PROGRESS ST	HIGH POINT	GUILFORD	44.13	soil soil groundwater groundwater	SVOCs VOCs VOCs SVOCs
NONCD0002838	WACCAMAW TRANSPORT (FORMER)	1106 S 2ND ST	WILMINGTON	NEW HANOVER	44.12	soil groundwater groundwater	VOCs metals VOCs
NCD083674713	HULL SERVICE STATION/PHILLIPS 66	HIGHWAY 274 SOUTH	VALE	LINCOLN	44.07	groundwater	VOCs
NONCD0001178	PACKER PROPERTY	US 701 & JEWEL ST	WHITEVILLE	COLUMBUS	43.99	groundwater	VOCs
NONCD0001432	THE CAPE GOLF COURSE	535 THE CAPE BLVD	WILMINGTON	NEW HANOVER	43.99	groundwater groundwater	metals Pesticides/Her
NONCD0001054	WILLIAMS AUTO CENTER	401 D STREET	BRIDGETON	CRAVEN	43.93	groundwater soil	metals metals
NONCD0000038	AYCOCK PROPERTY	SR 1162 & 1103	WILSON	WILSON	43.92	groundwater	Pesticides/Her
NONCD0002711	WESTPOINT STEVENS	AIRPORT ROAD	WAGRAM	SCOTLAND	43.92	groundwater	VOCs
NCD003164464	UNIROYAL INC/UNIROYAL CHEMICAL	214 W RUBY AVE	GASTONIA	GASTON	43.79	soil soil	SVOCs metals
NONCD0002977	RESINALL CORPORATION	302 WATER ST	SEVERN	NORTHAMPTON	43.77	groundwater groundwater groundwater	metals VOCs SVOCs
NONCD0002543	STEEVECKNIT FABRICS COMPANY	601 WILMINGTON ROAD	WALLACE	DUPLIN	43.75	groundwater soil	VOCs VOCs
NONCD0002981	TRI POINT-CAROLINA FREIGHTLINER	3500 YONKERS RD	RALEIGH	WAKE	43.75	groundwater	VOCs
NONCD0002777	APAC-GOLDSBORO ASPHALT PLANT	2421 ARRINGTON BRIDGE RD	GOLDSBORO	WAYNE	43.72	groundwater soil	VOCs VOCs
NONCD0001922	ALKALI SCREEN PRINTING	6420 AMSTERDAM WAY	WILMINGTON	NEW HANOVER	43.48	known/suspected	
NCD009305699	GTE SYLVANIA, INC.	INDUSTRIAL PARK DR	SMITHFIELD	JOHNSTON	43.47	soil groundwater	VOCs VOCs
NONCD0001391	BROWNS RADIATOR SERVICE	2136 WRIGHTSVILLE AVE	WILMINGTON	NEW HANOVER	43.38	soil	metals
NONCD0001397	BURKART CAROLINA	DABNEY DRIVE	HENDERSON	VANCE	43.38	soil groundwater	VOCs VOCs
NCD053487765	STRATFORD METAL FINISHINGS, INC.	807 S MARSHALL ST	WINSTON-SALEM	FORSYTH	43.38	soil	metals
NCN000410280	GREAT LAKES CARBON CORPORATION	307 JAMESTOWN ROAD	MORGANTON	BURKE	43.36	groundwater groundwater	VOCs metals
NCD062571658	HONEYWELL MICRO SWITCH DIV.	1 HICKORY DRIVE	MARS HILL	MADISON	43.33	soil soil	VOCs metals

VOCs – Volatile organic compounds
SVOCs-Semi-volatile organic compounds

ID	Site Name	Address	City	County	Score	Medium	Contaminant
NCD082363102	HELENA CHEMICAL COMPANY	17321 HARRY MALLOY RD	LAURINBURG	SCOTLAND	43.32	groundwater soil	Pesticides/Her metals
NONCD0001046	B&H RECYCLERS	7256 US 74 W	POLKTON	ANSON	43.31	groundwater	VOCs
NCD060306727	RICHARDS, WC COMPANY, INC.	101 EAST MAPLE STREET	ABERDEEN	MOORE	43.31	soil soil	metals VOCs
NONCD0002531	STANLEY FASTENING	2903 LEE AVE	SANFORD	LEE	43.31	groundwater	VOCs
NCD986211274	STONEY FORK CREEK DRUM DUMP SITE	MT. ZION ROAD	DEEP GAP	WILKES	43.31	known/suspected	
NONCD0001168	RIVER CITY CONSTRUCTION CO	3534 CHERRY RUN RD	WASHINGTON	BEAUFORT	43.30	groundwater soil groundwater groundwater soil	SVOCs VOCs VOCs metals metals
NCD986232676	ROCK-TENN MARION FOLDING	33 BURGIN ST	MARION	MCDOWELL	43.30	groundwater	metals
NONCD0001265	AMP, INC. BUILDING 11	1124 N.CHURCH ST.	GREENSBORO	GUILFORD	43.29	groundwater	VOCs
NONCD0001491	COUSINS PERSONAL MINI-STORAGE	723 HWY 117 N BYPASS	GOLDSBORO	WAYNE	43.19	groundwater soil	metals metals
NONCD0001138	DEUTSCH RELAYS	2021 GARDNER DR	WILMINGTON	NEW HANOVER	43.19	groundwater	VOCs
NONCD0001095	MOSES CONE MEMORIAL PARK	BLUE RIDGE PKWY	BLOWING ROCK	WATAUGA	43.19	soil	metals
NCD981022072	BETTIS PROPERTY	1/2 MI. E OF BETTIS RD &	EARL	CLEVELAND	43.16	known/suspected	
NONCD0000027	MEADOWVIEW ROAD	MEADOWVIEW ROAD	GREENSBORO	GUILFORD	43.04	groundwater	VOCs
NCD986172617	FORBES ROAD WELLS/RAUCH IND	2408 FORBES ROAD	GASTONIA	GASTON	43.02	soil groundwater surface water	VOCs VOCs VOCs
NONCD0001677	ELECTRIC MOTOR SERVICE	2103 US HYW 13 SOUTH	AHOSKIE	HERTFORD	42.94	groundwater groundwater	VOCs SVOCs
NONCD0002553	STONEVILLE FURNITURE COMPANY	525 SOUTH HENRY STREET	STONEVILLE	ROCKINGHAM	42.93	soil groundwater	VOCs VOCs
NONCD0002798	TOWN AND COUNTRY CLEANERS	617 WASHINGTON ST	WILLIAMSTON	MARTIN	42.91	groundwater soil	VOCs VOCs
NCD003230836	DUKE REFINING CORPORATION	2020 JARRELL STREET	HIGH POINT	GUILFORD	42.87	sediment soil groundwater groundwater	VOCs SVOCs SVOCs VOCs
NONCD0002542	STEVENS CLEANERS	IONA AND MAIN STREET	FAIRMONT	ROBESON	42.87	soil groundwater	VOCs VOCs

VOCs – Volatile organic compounds
SVOCs–Semi-volatile organic compounds

ID	Site Name	Address	City	County	Score	Medium	Contaminant
NONCD0001668	CORNER COTTON GIN	151 MINGO CHURCH RD	MINGO	SAMPSON	42.86	groundwater soil groundwater	inorganics inorganics VOCs
NONCD0001538	CONFLANDEY INC.	3620 CHADBOURN HIGHWAY	WHITEVILLE	COLUMBUS	42.84	soil groundwater	metals metals
NONCD0001113	SOUTHERN STATES (FORMER)	125 LINE AVE	GREENVILLE	PITT	42.81	groundwater soil	Pesticides/Her SVOCs
NONCD0000025	RANGE ROAD BURN SITE	RANGE ROAD	BUTNER	GRANVILLE	42.80	soil	metals
NONCD0001090	OLD MILL BLDG	301 FOURTH AVE EAST	HENDERSONVILLE	HENDERSON	42.75	groundwater	VOCs
NCN000407197	LEARY BROTHERS STORAGE (FORMER)	VIRGINIA & BROAD STREET	EDENTON	CHOWAN	42.74	soil groundwater soil groundwater soil	metals VOCs SVOCs metals pesticides/her
NONCD0001016	ROYSTER-CLARK FERTILIZER PLANT	1598 HINES RD	OAK CITY	MARTIN	42.74	soil groundwater groundwater	inorganics inorganics Pesticides/Her
NCD000615872	AMP INCORPORATED	1260 SHANNON-BRADLEY RD	GASTONIA	GASTON	42.72	soil groundwater soil	SVOCs metals metals
NCD981014517	DYNATECH	TOOMEY AVE	CHARLOTTE	MECKLENBURG	42.60	sediment groundwater	metals metals
NONCD0001105	WETSIG YACHTS	4022 MARKET STREET	WILMINGTON	NEW HANOVER	42.60	soil groundwater	metals metals
NCD130708126	CONSOLIDATED WAREHOUSE	8300 MOORES CHAPEL RD	CHARLOTTE	MECKLENBURG	42.58	surface water soil groundwater	VOCs VOCs VOCs
NCD003198967	GENERAL ELECTRIC CO/CAROLINA	900 N GEORGE ST	GOLDSBORO	WAYNE	42.53	groundwater	metals
NCD051853547	AUSTIN FOODS	E CHATHAM ST	CARY	WAKE	42.43	groundwater soil soil groundwater soil groundwater	SVOCs Pesticides/Her VOCs Pesticides/Her SVOCs VOCs
NONCD0001330	BECKER BUILDERS SUPPLY COMPANY	4614 MARKET STREET	WILMINGTON	NEW HANOVER	42.43	groundwater	SVOCs
NONCD0001430	DELL MOORE PROPERTY	5815 HILLSBOROUGH ST	RALEIGH	WAKE	42.43	soil groundwater groundwater	VOCs SVOCs VOCs

VOCs – Volatile organic compounds
SVOCs-Semi-volatile organic compounds

ID	Site Name	Address	City	County	Score	Medium	Contaminant
NCN000409865	FORSHAW CHEMICALS	650 STATE ST	CHARLOTTE	MECKLENBURG	42.43	surface water soil soil surface water soil	metals Pesticides/Her SVOCs Pesticides/Her SVOCs metals
NONCD0002091	MOREHEAD MARINE (FORMER)	4971 ARENDELL ST	MOREHEAD CITY	CARTERET	42.37	groundwater groundwater	metals VOCs
NCSFN0407140	CARDINAL CONTAINER SERVICES	138 WALSER ROAD	LEXINGTON	DAVIDSON	42.30	groundwater groundwater	metals VOCs
NCN000409854	ROMATIC MANUFACTURING	402 E ROSE ST	SANFORD	LEE	42.27	sediment sediment	SVOCs metals
NONCD0002124	WELDON MILL (FRMR)	E 11TH ST & SYCAMORE ST	WELDON	HALIFAX	42.15	known/suspected	
NCD043711977	CHEMICAL LEAMAN TANK LINES, INC.	6600 WEST MARKET STREET	GREENSBORO	GUILFORD	42.05	groundwater	VOCs
NCD990733180	ABBOTT LABS	HWY 301 N	ROCKY MOUNT	NASH	42.03	groundwater	VOCs
NONCD0001072	J & C DYEING	1000 WEST GROVER STREET	SHELBY	CLEVELAND	41.98	soil groundwater groundwater	metals metals VOCs
NCD002571438	ABC ENGRAVERS	724 NORTH I-85	CHARLOTTE	MECKLENBURG	41.91	soil groundwater groundwater	metals metals VOCs
NONCD0002880	PATCHES BODY SHOP	1903 E GREEN ST	HIGH POINT	GUILFORD	41.91	groundwater	VOCs
NCD981932023	TARBORO-EDGECOMBE AIRPORT	HWY 44	TARBORO	EDGECOMBE	41.81	soil	SVOCs
NCN000407243	WOODYS SALVAGE YARD	4139 CLINTON RD	VANDER	CUMBERLAND	41.80	known/suspected	
NCD003155587	SCOTT AVIATION OF MONROE/TOOL SERV	309 W. CROWELL ST	MONROE	UNION	41.73	groundwater soil groundwater	VOCs metals SVOCs
NCD047257472	APPLIED RESEARCH GROUP, INC.	2221 N. DAVIDSON STREET	CHARLOTTE	MECKLENBURG	41.66	soil groundwater groundwater groundwater soil	SVOCs SVOCs VOCs metals metals
NCD981031578	RAINBOW DRIVE BATTERY	SR 1646	KANNAPOLIS	CABARRUS	41.66	soil	metals
NONCD0001248	UNITED SALVAGE	BUTTERCUP LANE	ROANOKE RAPIDS	HALIFAX	41.62	soil	metals
NCD981030893	MUSIC CLUB PESTICIDE SITE	SE QUADRANT OF INT US 17	WILLIAMSTON	MARTIN	41.61	soil	Pesticides/Her
NCD991278730	SQUIBB E R & SONS	FLOWERS RD	KENLY	JOHNSTON	41.61	groundwater	VOCs
NONCD0002790	RIVERS JUNKYARD	5501 DOGWOOD ST	WINNABOW	BRUNSWICK	41.52	known/suspected	

VOCs – Volatile organic compounds
SVOCs-Semi-volatile organic compounds

ID	Site Name	Address	City	County	Score	Medium	Contaminant
NONCD0000073	H. M. WADE FURNITURE	SOUTH GRAHAM STREET	CHARLOTTE	MECKLENBURG	41.50	groundwater	VOCs
NONCD0001125	RALEIGH TTA-DILLON PARCEL A	102 S WEST ST	RALEIGH	WAKE	41.50	groundwater soil groundwater soil soil	SVOCs inorganics VOCs SVOCs metals
NONCD0001126	RALEIGH TTA-DILLON PARCEL B	S WEST ST	RALEIGH	WAKE	41.50	groundwater soil groundwater	SVOCs SVOCs VOCs
NCD980557854	FMC/NIAGARA PESTICIDES	3595 OLD NC 11	AYDEN	PITT	41.44	soil soil	SVOCs Pesticides/Her
NONCD0001490	KINDER MORGAN/CHEMSERV	2005 N 6TH STREET	WILMINGTON	NEW HANOVER	41.42	soil groundwater groundwater	metals inorganics metals
NONCD0001127	RALEIGH TTA-DILLON PARCEL C	510 & 602 W MARTIN ST	RALEIGH	WAKE	41.40	groundwater groundwater	SVOCs VOCs
NCD055165609	PANTASOTE INC. FILM/COMPOUND DIV.	1508 S CENTER ST	HICKORY	CATAWBA	41.38	groundwater soil groundwater groundwater	SVOCs metals metals VOCs
NONCD0001176	MURFREESBORO VENEER	307 N 2ND ST	MURFREESBORO	HERTFORD	41.37	groundwater	VOCs
NCD991278755	MARTINS BATTERY SALVAGE, INC.	5500 ASHLAND RD	KANNAPOLIS	CABARRUS	41.22	soil	metals
NONCD0000047	MEADS AIRFIELD PESTICIDES	SR 1100	WEEKSVILLE	PASQUOTANK	41.22	soil	Pesticides/Her
NCD986171445	BENFIELD CHEMICALS	OLD CANTON CLYDE HWY	CANTON	HAYWOOD	41.20	soil soil soil	Pesticides/Her metals VOCs
NONCD0001099	C & L SURPLUS	1868 HWY 64 W	HAYESVILLE	CLAY	41.20	sediment	metals
NCD980848782	MADISON COUNTY CYANIDE SITE	7735 NC 63 HWY	LEICESTER	MADISON	41.20	soil groundwater groundwater soil	cyanide cyanide metals metals
NCD062664883	REINCO CHEMICAL COMPANY	EAST 11 ST	ROANOKE RAPIDS	HALIFAX	41.20	soil groundwater	pesticides/her pesticides/her
NCD024817827	HENREDON FURNITURE	ALTAPASS ROAD	SPRUCE PINE	MITCHELL	41.19	soil	metals
NCD986195154	PENDER PLATING COMPANY	110 W HAYES ST.	BURGAW	PENDER	41.19	soil	metals
NCD054283189	HOOVER MACHINE SHOP	RATCHFORD ROAD	GASTONIA	GASTON	41.09	groundwater	VOCs

VOCs – Volatile organic compounds
SVOCs-Semi-volatile organic compounds

ID	Site Name	Address	City	County	Score	Medium	Contaminant
NONCD0002319	POLYLOK, INC./WELLINGTON SEARS	3006 ANACONDA RD.	TARBORO	EDGECOMBE	41.09	soil groundwater	VOCs VOCs
NONCD0001295	HOLT STREET DUMP	HOLT ST	MEBANE	ALAMANCE	41.08	groundwater soil soil groundwater	SVOCs metals VOCs metals
NONCD0002522	JIFFY MART	1801 N RALEIGH ST	ROCKY MOUNT	EDGECOMBE	41.04	groundwater	VOCs
NCD001704980	WILMINGTON BRANCH/BORDEN/SMITH DOUGNAVASSA ROAD		NAVASSA	BRUNSWICK	40.81	groundwater soil groundwater soil soil	SVOCs pesticides/her Pesticides/Her metals SVOCs
NONCD0001107	CONE MILLS - FLORENCE PLANT	FLORENCE & DEPOT RDS	FOREST CITY	RUTHERFORD	40.75	soil groundwater	VOCs VOCs
NONCD0001077	CATAWISSA LUMBER CO	301 LOCUST ST	WEST JEFFERSON	ASHE	40.72	groundwater	SVOCs
NONCD0002815	CAROLINA CHEMICAL CORP (FORMER)	6600 WARD BLVD	WILSON	WILSON	40.71	groundwater soil groundwater soil	pesticides/her metals VOCs pesticides/her
NCD075570820	PLYMOUTH WOOD TREATING COMPANY	N HWY 45	PLYMOUTH	WASHINGTON	40.68	groundwater	metals
NCD982119463	DAYCO LANDFILL CRYME COVE ROAD	SR 1134	WAYNESVILLE	HAYWOOD	40.52	groundwater	SVOCs
NCD981927908	KIDD LANE BATTERY DISPOSAL	3607 KIDD LANE	CHARLOTTE	MECKLENBURG	40.49	soil	metals
NCD003235066	NEW AGE FURNITURE CO/MILLER TOOL	PROSPECT INDUSTRIAL PARK	LEXINGTON	DAVIDSON	40.42	groundwater	metals
NONCD0002378	REA CONSTRUCTION-ROCKY MOUNT	1970 TANNER RD	ROCKY MOUNT	EDGECOMBE	40.19	groundwater	VOCs
NCD980838379	ROWE CORP PROPERTY/BOULIGNY SITE	433 W MOREHEAD ST	CHARLOTTE	MECKLENBURG	40.18	groundwater soil	metals metals
NONCD0001832	HB FULLER CO.	3005 HOLTS CHAPEL ROAD	GREENSBORO	GUILFORD	40.07	groundwater soil soil soil groundwater groundwater groundwater soil	cyanide pesticides/her VOCs SVOCs metals SVOCs VOCs metals
NCD982140014	HYDRO EXTRUSION USA BLDG NO.1	1507 INDUSTRY DRIVE	BURLINGTON	ALAMANCE	40.07	groundwater groundwater soil	metals VOCs metals
NONCD0001124	RALEIGH TTA-WILSON PARCEL	200 S WEST ST	RALEIGH	WAKE	40.07	groundwater	VOCs
NCD003158094	GLEN RAVEN MILLS	EAST MAIN STREET	BURNSVILLE	YANCEY	40.02	soil	metals

VOCs – Volatile organic compounds
SVOCs-Semi-volatile organic compounds

ID	Site Name	Address	City	County	Score	Medium	Contaminant
NCD986166379	PILOT MOUNTAIN TIRE FIRE	DAVENPORT ROAD	PILOT MOUNTAIN	SURRY	39.94	known/suspected	
NCSFN0406911	CAROLINA ASSOCIATED MILL	766 HWY 10 W	NEWTON	CATAWBA	39.88	soil soil groundwater soil	metals SVOCs metals VOCs
NCN000407700	SPRINGS ROAD GO CART TRACK	4254 SPRINGS RD	CONOVER	CATAWBA	39.86	sediment surface water sediment surface water	VOCs VOCs SVOCs SVOCs
NONCD0000012	WHITES GRAVEL PIT	1515 HWY 49 SOUTH	CONCORD	CABARRUS	39.83	soil	metals
NCD986223170	MCBESS INDUSTRIES	OLD HWY 321	HIGH SHOALS	GASTON	39.75	sediment soil	metals SVOCs
NONCD0001188	SHELBY BODY SHOP	1904 E DIXON BLVD	SHELBY	CLEVELAND	39.74	groundwater	VOCs
NCD980839757	INDIAN GRAVE GAP DRUM DISPOSAL	APPROX 2 MLS N OF SR 1513	LENOIR	CALDWELL	39.69	surface water	metals
NCD986172500	MCLEAN BROTHERS FARM	SR 1415	WAGRAM	SCOTLAND	39.67	soil soil	Pesticides/Her SVOCs
NCD048958615	KELLY-SPRINGFIELD TIRE CO/GOODYEAR	NAVASSA RD	FAYETTEVILLE	CUMBERLAND	39.64	soil	SVOCs
NONCD0000011	TERRELL MACHINE SHOP	3000-3030 SOUTH BLVD	CHARLOTTE	MECKLENBURG	39.62	soil groundwater	VOCs VOCs
NONCD0001483	POPE PROPERTY	800 S WILSON AVE	DUNN	HARNETT	39.58	groundwater groundwater	inorganics VOCs
NC0001402213	ELLIS JUNK YARD	NEEDMORE DRIVE	HAYESVILLE	CLAY	39.52	soil soil	metals SVOCs
NONCD0001697	EXXON CORPORATION	3340 RIVER ROAD	WILMINGTON	NEW HANOVER	39.43	groundwater	VOCs
NCD045924487	CAROLINA ALUMINUM/EASCO/ALFINITY	600 METCALF STREET	WINTON	HERTFORD	39.31	groundwater	VOCs
NCD079066833	LENOIR REFINING COMPANY	263 PENNTON AVE NW	LENOIR	CALDWELL	39.26	soil	SVOCs
NCD003216397	HIGHLAND INDUSTRIES/BURLINGTON IND.	215 DRUMMOND ST/SR 2089	KERNERSVILLE	FORSYTH	39.25	soil groundwater	VOCs VOCs
NCD003154960	FLEMING LABORATORIES	2215 THRIFT ROAD	CHARLOTTE	MECKLENBURG	39.24	groundwater groundwater groundwater soil	VOCs SVOCs metals metals
NONCD0002120	NATIONS BANK - MACKAY RD.	5013 MACKAY RD.	GREENSBORO	GUILFORD	39.24	groundwater	VOCs
NCD981863277	PERRY BUILDERS - RALEIGH RD	2846 RALEIGH RD	HENDERSON	VANCE	39.05	surface water	metals
NONCD0001143	PRESTIGE LABELS	151 INDUSTRIAL DR	BURGAU	PENDER	38.97	groundwater	VOCs

VOCs – Volatile organic compounds
SVOCs-Semi-volatile organic compounds

ID	Site Name	Address	City	County	Score	Medium	Contaminant
NCD033978396	ATEC INDUSTRIES	PERKINS DRIVE	ROXBORO	PERSON	38.92	soil soil groundwater groundwater	metals VOCs VOCs metals
NCD982115040	PERRY BUILDERS - MOBILE TRACT	NICHOLAS ST & SKENES AVE	HENDERSON	VANCE	38.91	surface water	metals
NCN000407686	CARALEIGH PHOSPHATE AND FERTILIZER	1601 LAKE WHEELER ROAD	RALEIGH	WAKE	38.87	soil	metals
NCD089914311	MILLER BREWING CO/CONT DIV	1900 BARNES ST	REIDSVILLE	ROCKINGHAM	38.85	groundwater soil groundwater	Pesticides/Her Pesticides/Her VOCs
NCD075582197	AMORE/WORTH CHEMICAL	2418 EAST PETTIGREW ST	DURHAM	DURHAM	38.82	groundwater soil	VOCs VOCs
NONCD0000001	STANLY NEWS & PRESS	237 W NORTH STREET	ALBEMARLE	STANLY	38.78	soil	metals
NCD000827832	ELECTRICAL UTILITIES/CO BB&T	309 ANDERSON AVE	FARMVILLE	PITT	38.70	groundwater	VOCs
NONCD0001122	CABARRUS ROUNDABOUT	CABARRUS AVE & OLD CHARLOTTE	CONCORD	CABARRUS	38.69	groundwater soil	metals metals
NCD003520301	OVERCASH MACHINE SHOP, INC.	865 CONNOR STREET	STATESVILLE	IREDELL	38.69	known/suspected	
NCD105797922	TECHNIBILT/DIV OF WHITTAKER	EAST PEACE ST	NEWTON	CATAWBA	38.61	soil groundwater soil	metals VOCs SVOCs
NONCD0001018	HWY 49 BATTERY DUMP	NC HIGHWAY 49	CHARLOTTE	MECKLENBURG	38.47	groundwater soil	metals metals
NONCD0000015	CENTRAL TRANSPORT COMPANY	215 SAMPSON ST	WILMINGTON	NEW HANOVER	38.45	surface water	metals
NONCD0000044	CHEMICAL AND SOLVENTS, INC.	2804 PATTERSON STREET	GREENSBORO	GUILFORD	38.45	soil	VOCs
NCD986190239	CHEROKEE OIL	925 SOUTH SUMMIT AVE	CHARLOTTE	MECKLENBURG	38.45	soil	metals
NCD986232379	GRESHAMS LAKE INDUSTRIAL PARK	3220 NORTHSIDE DRIVE	RALEIGH	WAKE	38.42	soil groundwater groundwater	VOCs VOCs SVOCs
NCD052553641	WEYERHAEUSER CO/LEWISTON	HWY 308 W	LEWISTON	BERTIE	38.38	soil	metals
NONCD0001121	R & R PLATING	623 COLUMBUS APPAREL ST	WHITEVILLE	COLUMBUS	38.37	soil	metals
NONCD0001869	HOOVER ROAD CONTAMINATION	211 SOUTH HOOVER ROAD	DURHAM	DURHAM	38.26	soil groundwater soil	SVOCs VOCs VOCs
NONCD0002816	RADCLIFFE MARINE (PRIVATEER BOATS)	HWY 264 BYPASS N	BELHAVEN	BEAUFORT	38.20	groundwater	VOCs
NCD001871854	FRUEHAUF TRAILER CORPORATION	310 DALTON	CHARLOTTE	MECKLENBURG	38.12	groundwater	VOCs

VOCs – Volatile organic compounds
SVOCs-Semi-volatile organic compounds

ID	Site Name	Address	City	County	Score	Medium	Contaminant
NONCD0000055	GLISSON ENTERPRISES	HWY 903	GREENVILLE	PITT	38.12	known/suspected	
NONCD0003175	GUARDSMAN CHEMICALS INC	2147 BREVARD RD	HIGH POINT	GUILFORD	38.08	groundwater soil	VOCs VOCs
NONCD0001076	SOUTHSIDE INVESTMENTS LLC	2222 SOUTH BLVD	CHARLOTTE	MECKLENBURG	38.05	groundwater soil groundwater soil	VOCs metals metals SVOCs
NONCD0000003	VAN WATERS & ROGERS	ATANDO INDUSTRIAL PARK	CHARLOTTE	MECKLENBURG	38.05	groundwater soil	VOCs VOCs
NONCD0000030	COLLINS AND AIKMAN	327 EAST ELM ST.	GRAHAM	ALAMANCE	38.04	groundwater	VOCs
NONCD0003113	3C PACKAGING	1000 CC DRIVE	CLAYTON	JOHNSTON	38.03	groundwater groundwater soil soil soil	metals VOCs VOCs metals SVOCs
NONCD0000066	WAKE AUTO PARTS (FORMER)	3520 TRYON RD	RALEIGH	WAKE	38.03	soil	metals
NCD980503148	SOUTHCHEM LANDFILL	722 EAST MARKHAM AVE	DURHAM	DURHAM	37.98	surface water surface water soil sediment surface water	SVOCs Pesticides/Her Pesticides/Her Pesticides/Her VOCs
NCD980559983	PPG IND., INC./WKS 52	WASHBURN SWITCH ROAD	SHELBY	CLEVELAND	37.89	known/suspected	
NONCD0002301	PIEDMONT CIRCUITS	TELECOMM DR.	CREEDMOOR	GRANVILLE	37.84	groundwater	VOCs
NCD003148889	CHAMPION INTERNATIONAL_CANTON MILL	NEWFOUND STREET	CANTON	HAYWOOD	37.79	groundwater	SVOCs
NCD042423087	APOLLO CHEMICAL CORPORATION	1105 SOUTHERLAND STREET	GRAHAM	ALAMANCE	37.72	soil groundwater	VOCs VOCs
NCD053010724	ICI - AMERICAS, INC.	2130 N TRYON	CHARLOTTE	MECKLENBURG	37.67	groundwater surface water	VOCs VOCs
NCN000409780	INDUSTRIAL METAL ALLOY	20 E ACADIA AVE	WINSTON-SALEM	FORSYTH	37.67	soil sediment	metals metals
NONCD0000074	TEXTILE CHEMICAL FACILITY	GRAHAM STREET	CHARLOTTE	MECKLENBURG	37.60	groundwater	VOCs
NONCD0001192	EAKES CLEANERS (FORMER)	827 W MORGAN ST	DURHAM	DURHAM	37.59	groundwater groundwater soil	VOCs SVOCs VOCs
NONCD0002855	PATTERSON PROPERTY	900 JEFFERSON ST	ROANOKE RAPIDS	HALIFAX	37.59	soil soil soil groundwater	VOCs SVOCs metals VOCs

VOCs – Volatile organic compounds
SVOCs-Semi-volatile organic compounds

ID	Site Name	Address	City	County	Score	Medium	Contaminant
NONCD0002973	TONYS AUTOMOTIVE	2396 N GARNETT ST	HENDERSON	VANCE	37.57	groundwater soil	VOCs VOCs
NCN000407564	WATHA FIRING RANGE	3311 SHILOH RD	WATHA	PENDER	37.54	groundwater	metals
NONCD0000024	GAITHER TRANSOU PROPERTY	1202 GUILFORD COLLEGE RD	GREENSBORO	GUILFORD	37.52	soil soil	metals SVOCs
NCD986171338	PEELE CO. PESTICIDE DISPOSAL	NC 42 EAST	CLAYTON	JOHNSTON	37.13	soil soil	metals Pesticides/Her
NCD101750305	INDUSTRIAL PLASTICS, INC.	CLOVER & MCCONNELL ROAD	GREENSBORO	GUILFORD	36.97	groundwater	metals
NCD986166759	WILSON SEPTIC PITS	SR 1131	HICKORY	CATAWBA	36.90	soil	metals
NCN000409783	WHITIN ROBERTS PLANT #2	202 MAPLE AVE	SANFORD	LEE	36.89	soil soil	metals SVOCs
NCD067428821	SIEMENS-ALLIS, INC/SWITCHGEAR DIV	5000 WOMACK RD	SANFORD	LEE	36.86	groundwater sediment	metals SVOCs
NCD981022288	C&T REFINERY	4800 SOUTH BOULEVARD	CHARLOTTE	MECKLENBURG	36.80	soil groundwater	VOCs VOCs
NCD081332900	INX (FORMER) FACILITY	3200 & 3210 CULLMAN AVE	CHARLOTTE	MECKLENBURG	36.75	soil soil	metals VOCs
NCD982095093	JAYS CLEANERS	1803 N MAIN ST	KANNAPOLIS	ROWAN	36.75	soil	VOCs
NCD003196847	NATIONAL SPINNING COMPANY	WEST 3RD STREET	WASHINGTON	BEAUFORT	36.61	groundwater groundwater	VOCs SVOCs
NONCD0001207	APAC-WASHINGTON ASPHALT PLANT	DIRT RD	WASHINGTON	BEAUFORT	36.59	groundwater	VOCs
NCD044447639	CROWN CENTRAL PETROLEUM CORP.	7720 MOUNT HOLLY ROAD	CHARLOTTE	MECKLENBURG	36.59	soil groundwater soil groundwater	metals VOCs VOCs SVOCs
NCD024577421	NORTH CAROLINA SALVAGE CO.	HWY 117 SOUTH	GOLDSBORO	WAYNE	36.38	soil	metals
NCD986188001	CHAMPION INTERNATIONAL LANDFILL NO 1	SR 1571 & 1573	CANTON	HAYWOOD	36.35	soil	VOCs
NCD980712038	SED, INC. SWING COURT	SWING COURT	GREENSBORO	GUILFORD	36.30	known/suspected	
NONCD0000065	CMI INDUSTRIES	304 EAST MAIN STREET	ELKIN	SURRY	36.25	soil groundwater soil groundwater	SVOCs SVOCs VOCs VOCs
NONCD0001009	SINGER PLANT #2	VIRGINIA STREET	LENOIR	CALDWELL	36.09	groundwater	VOCs
NCD986188019	CHAMPION LANDFILL NO 2	SR 1539	CANTON	HAYWOOD	36.04	soil	VOCs

VOCs – Volatile organic compounds
SVOCs-Semi-volatile organic compounds

ID	Site Name	Address	City	County	Score	Medium	Contaminant
NCD041466806	PHILLIPS PLATING	US 17 HWY NORTH	BRIDGETON	CRAVEN	36.04	sediment soil groundwater	metals metals metals
NCD981015886	CAROLINA PRODUCTION FINISHING	105 FAIRVIEW RD	ASHEVILLE	BUNCOMBE	35.86	groundwater groundwater	VOCs metals
NONCD0001814	HAMILTON BEACH/PROCTOR SILEX	OFF SR 1509, NEAR WASHINGTON A	WASHINGTON	BEAUFORT	35.84	soil soil groundwater soil groundwater groundwater groundwater	VOCs metals SVOCs SVOCs pesticides/her VOCs inorganics
NCD981021702	CAMP, LEONARD PROPERTY	SR 2226	EARL	CLEVELAND	35.79	sediment	VOCs
NONCD0001130	SOUTH MAIN ST SEWER LINE EXT	4660 FOLLANSBEE RD	WINSTON-SALEM	FORSYTH	35.47	soil	metals
NONCD0002561	SUNOCO BULK TERMINAL	RIVER ROAD	WILMINGTON	NEW HANOVER	35.41	groundwater soil	VOCs VOCs
NCD070619911	TELEDYNE ALLVAC MONROE PLANT	2020 ASHCRAFT AVE	MONROE	UNION	35.37	soil	metals
NONCD0001598	DEHAVEN	413 AIRPORT BLVD.	MORRISVILLE	WAKE	35.29	groundwater	VOCs
NONCD0002728	WILLIAMS, E. W. FACILITY	8200 AND 8250 FAYETTEVILLE RD	RALEIGH	WAKE	35.29	soil groundwater soil groundwater	SVOCs SVOCs VOCs VOCs
NCD067437400	GULF OIL CORPORATION	5955 ROCK CREEK DAIRY RD	MCLEANSVILLE	GUILFORD	35.22	surface water	metals
NCD003216413	RALEIGH ROAD FURNITURE CORP/STANLEY	802 WEST CENTER ROAD	LEXINGTON	DAVIDSON	35.22	known/suspected	
NONCD0000088	TRANS TECHNOLOGY	5535 WILKINSON BLVD	CHARLOTTE	MECKLENBURG	35.19	groundwater soil groundwater	VOCs VOCs SVOCs
NCD044515211	HAYES-ALBION CORP/BRIGGS-SHAFFNER	3760 KIMWELL DR	WINSTON-SALEM	FORSYTH	35.17	soil	metals
NONCD0002836	RABO CLEANERS	701 HOOKER RD	GREENVILLE	PITT	35.17	known/suspected	
NCD044514602	RJR ARCHER, INC.	CUNNINGHAM AVE	WINSTON-SALEM	FORSYTH	35.04	known/suspected	
NCD108702606	HARTSOE BATTERY	2513 LINA AVE	KANNAPOLIS	ROWAN	35.01	soil	metals
NCD003183480	UNION CAMP CORPORATION	524 BROGDEN RD	SMITHFIELD	JOHNSTON	35.01	known/suspected	
NCD041466525	ROCKY MOUNT FIBER DUMP	ATLANTIC AVE EXTENSION	ROCKY MOUNT	EDGECOMBE	34.94	known/suspected	
NCD024459471	GUYTON BATTERY SERVICE	HWY 401 S	CHADBOURN	COLUMBUS	34.92	soil	metals
NCN000407205	TRI-COUNTY AIRPORT	NC 561	AULANDER	HERTFORD	34.92	soil	Pesticides/Her

VOCs – Volatile organic compounds
SVOCs-Semi-volatile organic compounds

ID	Site Name	Address	City	County	Score	Medium	Contaminant
NCD061795696	UNITEX CHEMICALS	520 BROOME RD	GREENSBORO	GUILFORD	34.91	groundwater	VOCs
NCD981023732	NEUVILLE SOCK PROPERTY	US 64/70 I-40 ACCESS ROAD	HILDEBRAN	BURKE	34.80	soil	metals
NCR000135418	ZNR, INC	1020 CORPORATION PKWY	RALEIGH	WAKE	34.69	soil	metals
NONCD0001038	BRYANT FARM DRUM DUMP	W OF NC 86 400 FT S OF VA LINE	GATEWOOD	CASWELL	34.61	known/suspected	
NCD000616219	GA-PACIFIC CORP	HWY 177 S	HAMLET	RICHMOND	34.61	known/suspected	
NONCD0001048	LEXINGTON FURNITURE IND. PLNT NO 2	3979 OLD LINWOOD ROAD	LEXINGTON	DAVIDSON	34.53	soil groundwater groundwater	VOCs VOCs SVOCs
NONCD0000075	FOAMEX/REEVES BROTHERS	18801 OLD STATESVILLE RD	CORNELIUS	MECKLENBURG	34.50	soil	VOCs
NONCD0002156	NCDOT ASPHALT MATERIAL TEST LAB NO 52	6190 NEW BERN HWY	MAYSVILLE	ONslow	34.50	groundwater groundwater soil soil	SVOCs VOCs VOCs SVOCs
NCD980557672	PITT COUNTY UTILITY LANDFILL	PORT TERMINAL RD	GREENVILLE	PITT	34.38	known/suspected	
NC0001206473	GLEN RAVEN MILLS	TUCKER STREET C	BURLINGTON	ALAMANCE	34.27	groundwater	VOCs
NCD083673681	SINGER CO/KEARFOTT DIV	HIGHWAY 70	BLACK MOUNTAIN	BUNCOMBE	34.24	soil	VOCs
NCD990867855	FAWN PLASTICS CO., INC.	401 JEFFREYS ROAD	ROCKY MOUNT	NASH	34.23	known/suspected	
NCD040042426	AEROQUIP	8171 PLANER MILL RD	MIDDLESEX	NASH	34.22	groundwater	VOCs
NCD093132207	VOICE OF AMERICA RELAY STATION	COUNTY ROAD 1212	GREENVILLE	PITT	34.21	known/suspected	
NCD098765506	SINGER CO/FURNITURE DIV BRYSON	BRYSON WALK	BRYSON CITY	SWAIN	34.16	groundwater groundwater	SVOCs metals
NONCD0001109	FRIENDLY CLEANERS	605 S. PENDER ST	WILSON	WILSON	34.14	soil	VOCs
NCD083673616	REEVES BROTHERS	RAILROAD AVE	RUTHERFORDTON	RUTHERFORD	34.10	groundwater soil	VOCs VOCs
NCD000006361	SUPERIOR ELECTRO FINISHES	115 EAST CORUM ST	KERNERSVILLE	FORSYTH	34.04	soil	metals
NONCD0001151	MATTHEWS BLDG SUPPLY/ESTUL TOOL	215 AMES ST	MATTHEWS	MECKLENBURG	33.98	soil groundwater	VOCs VOCs
NCD986209575	CARDINAL CHEMICAL WAREHOUSE FIRE	NC 211 & NC 72	LUMBERTON	ROBESON	33.96	soil	Pesticides/Her
NONCD0001114	CONOVER METAL PRODUCTS	315 S MCLIN CREEK RD	CONOVER	CATAWBA	33.96	soil	metals
NONCD0001991	LEESONA - ALAMANCE CO PLANT - NONUST	2727 TUCKER ST. EXT	BURLINGTON	ALAMANCE	33.78	groundwater	VOCs
NONCD0000078	CAROLINA METAL AND ALLOYS	1016 E. SPRINGFIELD AVENUE	HIGH POINT	GUILFORD	33.72	soil	metals
NCD990715658	SOUTHERN MANUFACTURING, INC.	1000 SEABOARD ST	CHARLOTTE	MECKLENBURG	33.72	soil	inorganics

VOCs – Volatile organic compounds
SVOCs-Semi-volatile organic compounds

ID	Site Name	Address	City	County	Score	Medium	Contaminant
NCD046148318	TEXACO INC/PAW CREEK	410 SADLER RD	CHARLOTTE	MECKLENBURG	33.72	known/suspected	
NONCD0001150	CHARLOTTE BATTERY	2926 YOUNGBLOOD ST	CHARLOTTE	MECKLENBURG	33.67	known/suspected	
NCD003196193	PIFER INDUSTRIES, INC.	2210 E PETTIGREW ST	DURHAM	DURHAM	33.67	known/suspected	
NCD003162500	CONSOLIDATED ENGRAVERS CORP.	311 E 12TH ST	CHARLOTTE	MECKLENBURG	33.51	sediment surface water groundwater soil soil sediment surface water groundwater	metals VOCs VOCs VOCs metals VOCs metals metals
NCD065295495	TEXFI IMPRESSIONS	401 PATETOWN RD	GOLDSBORO	WAYNE	33.41	groundwater soil	VOCs VOCs
NONCD0000054	MOORES COMPANY	US 1 BUSINESS & SR 1001	HENDERSON	VANCE	33.35	soil	VOCs
NCD055550560	GULF ADHESIVES & RESINS/PERKINS	1717 WARD STREET	HIGH POINT	GUILFORD	33.33	groundwater	VOCs
NCD000281832	SANFORD PLATING COMPANY	SR 1466	SANFORD	LEE	33.32	soil soil	VOCs metals
NONCD0000097	MORRIS, NORMAN	HIGHWAY 87 NORTH	ELON COLLEGE	ALAMANCE	33.23	soil	metals
NONCD0001119	EDWARDS PROPERTY FOUNDRY SAND	10209 ROZZELLE'S FERRY RD	CHARLOTTE	MECKLENBURG	33.18	soil	metals
NCD054417308	COASTAL CHEMICAL CORP.	NC 42	CLAYTON	JOHNSTON	33.11	soil	Pesticides/Her
NONCD0000096	MASON DRUM STORAGE	42 FIBERVILLE STREET	CANTON	HAYWOOD	32.99	known/suspected	
NCD981928385	JOHN DEERE TRACTOR	HWY 601 AND SR 1413	MOCKSVILLE	DAVIE	32.95	known/suspected	
NONCD0001164	COOPERAGE TRACT	NC 99 & US 264	BELHAVEN	BEAUFORT	32.94	groundwater groundwater	VOCs inorganics
NONCD0001123	RALEIGH TTA-SE PARCEL	S WEST ST & MORGAN ST	RALEIGH	WAKE	32.94	groundwater	VOCs
NCD072018252	GENERAL ELECTRIC CO/MED STEAM TURBIN	OLD RALEIGH RD	DURHAM	DURHAM	32.88	groundwater	VOCs
NCD093783876	VANIER GRAPHICS CORPORATION	655 MEADOW RD	EDEN	ROCKINGHAM	32.86	soil groundwater	VOCs VOCs
NCD980729479	CAROLAWN COMPANY	1426 W MOUNTAIN ST	KERNERSVILLE	FORSYTH	32.81	soil	VOCs
NONCD0001723	FLINT HILLS RESOURCES-CMT SITE	3330 RIVER ROAD	WILMINGTON	NEW HANOVER	32.62	groundwater surface water	VOCs VOCs
NCD002388965	LACKAWANNA LEATHER CO., INC.	HWY 70A WEST	CONOVER	CATAWBA	32.48	groundwater	metals
NCD981472624	US 70 DRUM DUMP	US 70	MORGANTON	BURKE	32.41	soil soil	VOCs SVOCs

VOCs – Volatile organic compounds
SVOCs-Semi-volatile organic compounds

ID	Site Name	Address	City	County	Score	Medium	Contaminant
NONCD0001036	JOYCETON WATER WORKS WELLS 2 & 9	N OF SWANSON RD	LENOIR	CALDWELL	32.38	groundwater	VOCs
NCD980502892	CREEK BRIDGE/BORDEN CHEMICAL	US HWY 24-87 (GROVE ST)	FAYETTEVILLE	CUMBERLAND	32.35	known/suspected	
NCD095470332	THONIT A SIMMONS COMPANY	11900 STEELE CREEK ROAD	CHARLOTTE	MECKLENBURG	32.33	soil soil	metals SVOCs
NONCD0002558	319 S WEST ST DEVELOPMENT	319 WEST ST	RALEIGH	WAKE	32.27	soil soil	VOCs SVOCs
NCD080885551	DAUGHERTY CHEMICAL COMPANY	307 WALKER STREET	DURHAM	DURHAM	32.27	soil	metals
NCD980848766	GIBBS ELECTROPLATING	5210/5216 HOVIS ROAD	CHARLOTTE	MECKLENBURG	32.27	soil	metals
NCD980847123	HURT RESIDENCE	HWY 64	MORGANTON	BURKE	32.27	soil	VOCs
NONCD0002570	SWEETWATER MHP & BOBBY TAYLOR OIL C	SWEETWATER DRIVE	FAYETTEVILLE	CUMBERLAND	32.27	soil groundwater groundwater groundwater	VOCs VOCs metals SVOCs
NCD003183167	LONG MANUFACTURING	111 FAIRVIEW STREET	TARBORO	EDGEcombe	32.13	groundwater soil	VOCs SVOCs
NCD982098774	CAL-TONE PAINTS	5115 NEW BERN AVE	RALEIGH	WAKE	31.94	soil groundwater	metals metals
NCD991278680	CHEMCRAFT/SADOLIN PAINT PRODUCTS	3950 NEW WALKERTOWN RD	WINSTON-SALEM	FORSYTH	31.92	groundwater groundwater soil soil groundwater	VOCs metals VOCs metals SVOCs
NCD003221868	CENTURY FURNITURE COMPANY	420 12TH ST NW	HICKORY	CATAWBA	31.90	soil	metals
NONCD0000084	THERMO PRODUCTS, INC.	800 JONES STREET	DENTON	DAVIDSON	31.77	soil soil	metals VOCs
NCD980799019	CHEROKEE OIL	1201 BERRYHILL ROAD	CHARLOTTE	MECKLENBURG	31.76	soil soil surface water	metals VOCs metals
NCD053010732	PARKS-CRAMER COMPANY	2000 S BLVD	CHARLOTTE	MECKLENBURG	31.73	groundwater groundwater	metals VOCs
NONCD0000059	DAYCO COCHRAN LANDFILL	RT 1 HYATT CREEK ROAD	WAYNESVILLE	HAYWOOD	31.71	groundwater	VOCs
NCSFN0407143	AMERICAN ELEMENTS	500 WALLACE ST	FARMVILLE	PITT	31.68	soil	metals
NCD986180883	CCFC PESTICIDE DISPOSAL	607 HILLSBOROUGH STREET	OXFORD	GRANVILLE	31.67	known/suspected	
NCD981476708	CTI OF NC, INC	1002 S FRONT ST	WILMINGTON	NEW HANOVER	31.63	soil groundwater	VOCs VOCs

VOCs – Volatile organic compounds
SVOCs-Semi-volatile organic compounds

ID	Site Name	Address	City	County	Score	Medium	Contaminant
NCD980557847	KAISER ACME FARMARKET	SR 1870	RIEGELWOOD	COLUMBUS	31.60	soil groundwater groundwater	Pesticides/Her VOCs SVOCs
NONCD0001177	ALCOA-PINE RD RAVINE DISPOSAL	PINE RD		STANLY	31.53	soil soil soil soil soil	metals VOCs cyanide SVOCs inorganics
NCD980845119	BUCKHORN PESTICIDES	NC 581 & NC 42	WILSON	WILSON	31.36	soil soil	VOCs Pesticides/Her
NCD000828566	TARTAN MARINE PROPERTY	NC HIGHWAY 77 & SR 2032	HAMLET	RICHMOND	31.33	soil	metals
NCD981863814	LANCASTER PLATING	802 EDWARDS ROAD	LILLINGTON	HARNETT	31.32	soil	metals
NONCD0001015	MARY CIRCLE BATTERY	ZION CHURCH & MARY CRL	CONCORD	CABARRUS	31.18	soil	metals
NCD045451473	ACE CHEMICAL CORPORATION	9801 S TRYON ST	CHARLOTTE	MECKLENBURG	31.05	soil groundwater groundwater	VOCs SVOCs VOCs
NCD049845266	STANLEY CASE GOODS (FORMER)	HWY 211	WEST END	MOORE	31.01	groundwater	VOCs
NONCD0000019	SIR WALTER GUN CLUB	US 64	KNIGHTDALE	WAKE	30.96	soil	metals
NONCD0002788	ALLOWAY RESIDENCE	405 PARADISE LANE	SHALLOTTE	BRUNSWICK	30.88	groundwater	VOCs
NONCD0000070	BENFIELD SANITATION SERVICE	1809 W FRONT ST	STATESVILLE	IREDELL	30.87	known/suspected	
NCD980843460	GRANT CREEK WWTP	CRUSE ROAD	SALISBURY	ROWAN	30.66	soil	VOCs
NONCD0003193	FARM CHEMICALS RAEFORD	2274 ST. PAULS HWY	RAEFORD	HOKE	30.63	soil	pesticides/her
NCD003195963	WESTINGHOUSE ELEC METER & LIGHT	US 1 N	RALEIGH	WAKE	30.57	groundwater soil soil	VOCs VOCs metals
NONCD0001060	DIXIE MACHINE & TOOL CO	2204 PATTERSON ST	GREENSBORO	GUILFORD	30.46	soil	VOCs
NCD024740433	EC MANUFACTURING	413 N. POLK STREET	PINEVILLE	MECKLENBURG	30.45	soil	metals
NONCD0001033	AMERICAN CONTRACT COATINGS	HWY 55	APEX	WAKE	30.43	known/suspected	
NONCD0001067	CC DICKSON	1524 SOUTH BOULEVARD	CHARLOTTE	MECKLENBURG	30.43	groundwater soil groundwater soil	SVOCs SVOCs VOCs VOCs
NCD003938586	CORNING GLASS WORKS	310 NORTH COLLEGE ROAD	WILMINGTON	NEW HANOVER	30.37	known/suspected	
NC0000998336	CP PROPERTIES	2350 BROWN ROAD	SANFORD	LEE	30.23	soil soil sediment	metals SVOCs metals

VOCs – Volatile organic compounds
SVOCs–Semi-volatile organic compounds

ID	Site Name	Address	City	County	Score	Medium	Contaminant
NONCD0001595	DEANS PICKLES, FMR CATES	354 N. FAISON AVE.	FAISON	DUPLIN	30.23	groundwater	inorganics
NCD000616516	SCOVILL INC/SECURITY PRODUCTS	HWY 74 E	MONROE	UNION	30.21	groundwater soil groundwater soil soil	metals VOCs VOCs SVOCs metals
NCD003186004	INTERNATIONAL PAPER/RICHMOND GRAVUR	2215 S. WILMINGTON STREET	RALEIGH	WAKE	30.10	soil groundwater	VOCs VOCs
NONCD0001175	MIDTOWN SQUARE VALET DRY CLEANERS	401 S INDEPENDENCE BLVD	CHARLOTTE	MECKLENBURG	30.06	groundwater soil groundwater	VOCs VOCs metals
NCD024762668	BUSH BROTHERS PLATING INC/GREER	107 NE MARKET ST	REIDSVILLE	ROCKINGHAM	30.05	known/suspected	
NONCD0002999	PARRIS & N MAIN ST SOLVENTS	2300 BLOCK N MAIN STREET	HIGH POINT	GUILFORD	30.05	groundwater	VOCs
NCD980557722	HARRISBURG BATTERY	2609 HIGHWAY 49	HARRISBURG	CABARRUS	30.00	soil	metals
NCD067392175	TRAMCO, INC.	SR 1611	CONNELLY SPRINGS	BURKE	29.87	soil	SVOCs
NCD991277724	MITCHELL SYSTEMS, INC.	ALTAPASS RD	SPRUCE PINE	MITCHELL	29.82	soil	metals
NCD057248759	PATCH RUBBER POND	GRACE BOULEVARD	ROANOKE RAPIDS	HALIFAX	29.82	soil groundwater	VOCs VOCs
NONCD0002781	ADAMS PAINTING SERVICE	722 WELLINGTON AVE	WILMINGTON	NEW HANOVER	29.71	known/suspected	
NCD003213568	LIBERTY FURNITURE CORP/CHROMCRAFT	330 N GREENSBORO ST	LIBERTY	RANDOLPH	29.60	soil	SVOCs
NONCD0002797	KOCH NORTH PARAXYLENE	3225 RIVER RD	WILMINGTON	NEW HANOVER	29.51	soil groundwater	VOCs VOCs
NCD986170678	WOOD ROAD DRUM BURIAL	CIRCLE WOOD RD/SR 2641	GASTONIA	GASTON	29.44	known/suspected	
NCD049845548	REICHOLD CHEMICAL, INC.	SR 1916	MONCURE	CHATHAM	29.33	soil	VOCs
NONCD0002863	BABY DIAPER SERVICE	1819 SPRING GARDEN ST	GREENSBORO	GUILFORD	29.31	soil groundwater groundwater	VOCs bases VOCs
NONCD0002280	PCS NITROGEN, FMRLY ARCADIAN	2830 HWY 421 NORTH	WILMINGTON	NEW HANOVER	29.09	groundwater	inorganics
NCD003218161	CORNELL-DUBILIER ELECTRONICS	2652 DALYRUMPLE STREET	SANFORD	LEE	29.02	groundwater soil	VOCs VOCs
NONCD0001106	MICROTRON ABRASIVES, INC	10424 RODNEY ST	PINEVILLE	MECKLENBURG	28.94	soil groundwater groundwater	SVOCs SVOCs VOCs
NCD991278714	CAROCHEM, INC.	540 GULF ST	DURHAM	DURHAM	28.72	soil	VOCs

VOCs – Volatile organic compounds
SVOCs–Semi-volatile organic compounds

ID	Site Name	Address	City	County	Score	Medium	Contaminant
NONCD0001050	LEXINGTON FURNITURE IND. PLNT NO 12	3301 COTTON GROVE LANE	LEXINGTON	DAVIDSON	28.59	soil	VOCs
NCD980843528	TOWN CREEK REGIONAL WWTP	HEILIGTOWN ROAD	SALISBURY	ROWAN	28.50	known/suspected	
NCD048184451	BURLINGTON HOME CHAIR	HIGHWAY 268	RONDA	WILKES	28.49	known/suspected	
NCD000828616	USS AGRI-CHEMICALS FARM SERVICE	HWY 701	WHITEVILLE	COLUMBUS	28.45	known/suspected	
NONCD0001805	EXXON PIPELINE	RIVER RD	LELAND	BRUNSWICK	28.37	groundwater	VOCs
NCD991277922	GASTON COUNTY DYEING MACHINE CO.	200 S MAIN ST	STANLEY	GASTON	28.34	groundwater groundwater	inorganics VOCs
NCD003149291	GASTON COUNTY DYEING MACHINE CO.	HWY 27 EAST	MOUNT HOLLY	GASTON	28.34	groundwater	inorganics
NCD003186178	COASTAL CHEMICAL CORP.	EVANS ST EXT	GREENVILLE	PITT	28.33	soil	Pesticides/Her
NONCD0001985	LEBANON CHEMICAL CORPORATION	1665 HIGHWAY 64 E	PLYMOUTH	WASHINGTON	28.22	groundwater groundwater	VOCs inorganics
NCD991278581	BURLINGTON FURNITURE/LUMBER PL	US 64 EAST	LEXINGTON	DAVIDSON	28.12	known/suspected	
NCD980483275	HELENA CHEMICAL COMPANY	DENNIS STREET EXTENSION	ENFIELD	HALIFAX	28.04	soil soil soil	metals SVOCs Pesticides/Her
NCD003151651	WILLARD SMELTING CO.	101 NEWBERN ST	CHARLOTTE	MECKLENBURG	27.86	soil	metals
NCD991278839	NORTH STATE CHEMICALS	6211 HUNT RD	PLEASANT GARDEN	GUILFORD	27.60	soil groundwater soil	VOCs VOCs metals
NONCD0001030	BLR	2911 JUNO DR	SANFORD	LEE	27.50	soil groundwater	VOCs VOCs
NONCD0000013	CAROLINA HARDWOODS	158 FACTORY STREET	WILLIAMSTON	MARTIN	27.49	surface water	metals
NONCD0001166	CENTRAL GRAIN-MORGANS CORNER	1312 HASSELL RD	ELIZABETH CITY	PASQUOTANK	27.28	soil groundwater groundwater soil groundwater	inorganics metals SVOCs metals inorganics
NCD024770125	BURLINGTON FURNITURE	ATOAH STREET	ROBBINSVILLE	GRAHAM	27.10	soil	SVOCs
NONCD0000091	DUKE POWER/WALNUT COVE	POWER HOUSE ROAD	WALNUT COVE	STOKES	26.95	known/suspected	
NONCD0001153	UNITED AGRI PRODUCTS DISTRIBUTION	17021 OLD MAXTON ROAD	LAURINBURG	SCOTLAND	26.75	groundwater	inorganics
NCD024468597	CHARLOTTE STEEL DRUM	2900 WEST TRADE STREET	CHARLOTTE	MECKLENBURG	26.67	known/suspected	
NCD991278300	UNITED DRUM T/A RELIANCE UNIV.	214 BERKLEY ST	HIGH POINT	GUILFORD	26.55	groundwater groundwater	VOCs metals
NCD003213881	BENDIX CORPORATION	I-85 INNES ST EXIT	SALISBURY	ROWAN	26.36	soil	metals

VOCs – Volatile organic compounds
SVOCs-Semi-volatile organic compounds

ID	Site Name	Address	City	County	Score	Medium	Contaminant
NCD986166288	WOODYS TIRE FIRE	HIGHWAY 321	GASTONIA	GASTON	26.35	known/suspected	
NCD990868168	INMONT CORP/BASF CORPORATION	1701 W WESTINGHOUSE BLVD	CHARLOTTE	MECKLENBURG	26.22	soil groundwater	VOCs VOCs
NONCD0002529	BASSETT FURNITURE-WEIMAN PLANT	1603 LEONARD ST	RAMSEUR	RANDOLPH	26.05	known/suspected	
NCD003218492	CAROLINA RUBBER HOSE COMPANY	1801 SOUTH RAILROAD	SALISBURY	ROWAN	26.04	soil soil soil	metals VOCs SVOCs
NONCD0002988	PEMBROKE FARM HOME & GARDEN	302 W 3RD ST	PEMBROKE	ROBESON	26.02	groundwater	inorganics
NCD003464765	VAUGHAN-BASSETT FURNITURE CO.	ROUTE 268 EAST	ELKIN	SURRY	25.93	soil	SVOCs
NONCD0001039	OVERCASH GRAVEL & GRADING CO. INC.	1150 SHELTON ROAD	CONCORD	CABARRUS	25.71	known/suspected	
NCD980602791	SALVAGE OIL OF AMERICA	1227 MCLEOD STREET	ROCKINGHAN	RICHMOND	25.68	soil soil	VOCs SVOCs
NCD000822130	HARRELSON RUBBER COMPANY	HWY 220 SOUTH	ASHEBORO	RANDOLPH	25.45	known/suspected	
NCD003200656	FEATHER PROCESSORS, INC	HWY 117 NORTH	ROSE HILL	DUPLIN	25.30	soil	metals
NCD003148798	DAYCO CORP	BALSAM RD	WAYNESVILLE	HAYWOOD	25.26	soil groundwater groundwater soil	VOCs VOCs SVOCs SVOCs
NCSFN0406894	STALLINGS SALVAGE	SECREST AVE	MONROE	UNION	24.89	known/suspected	
NCD067191262	FIRESTONE TIRE AND RUBBER COMPANY	HWY 301	WILSON	WILSON	24.45	soil	VOCs
NCD077821296	SOUTHERN RESIN/US INDUSTRIES INC	1510 DENTON ROAD	THOMASVILLE	DAVIDSON	23.62	groundwater	SVOCs
NCD077838589	THOMASVILLE FOREST PRODUCTS	CLARKSBURY CHRUCH ROAD	THOMASVILLE	DAVIDSON	23.10	soil	metals
NCD980838551	MCDOWELL FIREMAN ASSOCIATION SITE	SR 1214 GREENLEE ROAD	MARION	MCDOWELL	23.09	known/suspected	
NCD096158696	BURLINGTON INDUSTRIES, INC.	6008 HIGH POINT RD	GREENSBORO	GUILFORD	22.43	groundwater soil soil groundwater groundwater	metals VOCs bases SVOCs VOCs
NCD071579528	FORBUSH METAL	SPEER BRIDGE ROAD	YADKINVILLE	YADKIN	21.90	soil soil soil	VOCs metals cyanide
NCS000000478	CROWDERS MOUNTAIN STATE PARK	CROWDERS MOUNTAIN STATE PARK	GASTONIA	GASTON	21.57	known/suspected	
NCD003236841	WARLICK PAINT COMPANY	945 MONROE ST	STATESVILLE	IREDELL	21.47	known/suspected	

VOCs – Volatile organic compounds
SVOCs-Semi-volatile organic compounds

ID	Site Name	Address	City	County	Score	Medium	Contaminant
NCD986232213	SUMMIT RESOURCE MANAGEMENT	3501 GRIBBLE ROAD	STALLINGS	UNION	21.45	soil soil surface water soil	inorganics VOCs VOCs SVOCs
NCD003214574	SPRUANCE SOUTHERN, INC.	115 E ELLER DR		DAVIDSON	20.81	known/suspected	
NCD046149019	HISTRAND CHEMICAL, INC.	HWY 9	LENOIR	CALDWELL	20.72	known/suspected	
NCD980559637	BEAUNIT CORP./DYING & FINISHING	LINEBERGER STREET	LOWELL	GASTON	19.99	known/suspected	
NONCD0001005	TRANSEASTERN CORP.	509 S LODGE ST	WILSON	WILSON	19.56	known/suspected	
NCD048462881	ARMOLOY CO OF NC/HI-TECH	1603 SALISBURY ROAD	STATESVILLE	IREDELL	19.37	known/suspected	
NCD981921083	SWIFT ADHESIVES	9724 INDUSTRIAL DRIVE	PINEVILLE	MECKLENBURG	19.19	known/suspected	
NONCD0000014	BOISE CASCADE	SR 1916	MONCURE	CHATHAM	18.86	known/suspected	
NCD057037178	PFIZER INC/COTY DIVISION	COX MILL RD & HWY 42 E	SANFORD	LEE	18.48	soil groundwater	VOCs VOCs
NCD067178707	FAWN PLASTICS CO., INC.	10235 US 264A	MIDDLESEX	NASH	17.34	soil groundwater	VOCs VOCs
NONCD0000034	ASHEVILLE INDUSTRIES	20 GLEN BRIDGE RD/SR3495	ARDEN	BUNCOMBE	16.30	soil soil	VOCs metals
NONCD0002498	SOUTHERN GRAPHICS SYSTEMS	2406 N. 23RD STREET	WILMINGTON	NEW HANOVER	15.92	groundwater	metals
NONCD0000053	CAROLINA MARBLE CO.	INDIAN MOUND ROAD	ALBEMARLE	STANLY	15.28	known/suspected	
NONCD0000099	PARTONS MOTOR COMPANY	2800 SOUTH YORK ROAD	GASTONIA	GASTON	15.22	known/suspected	
NONCD0000082	CAPE FEAR CHEMICALS/HL BRICE	HWY 701 S	ELIZABETHTOWN	BLADEN	11.48	soil	Pesticides/Her
NONCD0002985	TOTAL AUTO REPAIR & SERVICE	325 ROSMAN HWY	BREVARD	TRANSYLVANIA		groundwater soil	VOCs VOCs

D. Inactive Hazardous Sites Inventory - Site Status

Note: Upon discovery, sites are added to the Evaluations Pending or Pollutant Only Site-Open categories of the Inactive Hazardous Sites Inventory. As resources are available, the sites are ranked and transferred to the Sites Priority List (Appendix C). The Sites Priority List has information on contaminants and contaminated media and a score used to determine the order of full-scale remedial actions at sites without responsible parties, providing funds are available for such. If a party volunteers to clean up a site and enters into an agreement with the Division, the site is then transferred to the Voluntary Action category.

Once cleanup is complete, the site is transferred to one of the "No Further Action" (NFA) categories. A list of the pre-1983 landfills by county can be found in Appendix E.

County	Site ID	Site Name	Street Address	City	Category
ALAMANCE	NONCD0001313	CORTINA FABRICS	3165 VIEWMONT DR	SWEPSONVILLE	Evaluation Pending
Alamance	NONCD0001778	Glen Raven Mills (former)	142 Glen Raven Road	Glen Raven	SPL
ALAMANCE	NCD042423087	APOLLO CHEMICAL CORPORATION	1105 SOUTHERLAND STREET	GRAHAM	SPL
ALAMANCE	NONCD0002904	ENGINEERED CONTROLS INTERNATIONAL	100 REGO DR	ELON	Voluntary (AA)
ALAMANCE	NONCD0001103	WALTER KIDDE PORTABLE EQUIPMENT	1394 S THIRD ST	MEBANE	Voluntary (AA)
Alamance	NONCD0002137	NCDOT - SITE #23 KIRKPATRICK ASPHALT	1521 HUFFMAN MILL RD	BURLINGTON	Evaluation Pending
ALAMANCE	NONCD0000097	MORRIS, NORMAN	HIGHWAY 87 NORTH	ELON COLLEGE	SPL
Alamance	NONCD0002759	WORKMAN PROPERTY	1361-1375 NORTH CHURCH STREET	BURLINGTON	Evaluation Pending
Alamance	NONCD0002466	SHIELDS MOBILE HOME PARK	1341HWY 87 NORTH	ELON COLLEGE	Evaluation Pending
ALAMANCE	NONCD0001190	KING STREET SOLVENT CONTAMINATION	860 KING ST	BURLINGTON	Evaluation Pending
Alamance	NONCD0003174	GRAHAM WWTP DISPOSAL AREA	1204 E Gilbreath St	Graham	Evaluation Pending
Alamance	NCD003219789	CAROLINA BIOLOGICAL SUPPLY CO	2700 YORK RD.	BURLINGTON	Evaluation Pending
Alamance	NONCD0002698	Washington Street Incidents	918, 920, 926 Washington Stree	Graham	Evaluation Pending
ALAMANCE	NCD003467099	CONE MILLS CORP/GRANITE FINISHING	OLD HWY 70	HAW RIVER	NFA
Alamance	NONCD0002428	RUDD RESIDENCE, GEORGE	1263 N. NC 87	ELON COLLEGE	Evaluation Pending
Alamance	NONCD0001777	GLEN RAVEN MILLS - CONSUMER PROD DIV - C	3726 ALTAHAMAW UNION RIDGE RD	ALTAMAHAW	Evaluation Pending
ALAMANCE	NONCD0001295	HOLT STREET DUMP	HOLT ST	MEBANE	SPL
ALAMANCE	NCD003220969	WHITE FURNITURE CO.	201 E CENTER ST	MEBANE	NFA
Alamance	NONCD0001275	AO SMITH ELECTRIC MOTOR	709 AO SMITH RD	MEBANE	Voluntary (AA)
ALAMANCE	NONCD0003118	MR TIRE	421 S FISHER ST	BURLINGTON	Evaluation Pending
ALAMANCE	NCD986167104	RED CAP DOG FOOD	CHURCH AND GRAVES STREETS	BURLINGTON	NFA
ALAMANCE	NONCD0001044	COMMERCIAL-LEVIN	2600 PARK ROAD EXT.	BURLINGTON	NFA
Alamance	NONCD0001259	AMI, LIMITED	2609 TUCKER ST.	BURLINGTON	SPL
Alamance	NCD003232477	HIGH FALLS MILLS LLC	1714 CAROLINA MILL RD	BURLINGTON	Evaluation Pending
Alamance	NONCD0001757	GB LABELS, INC.	1070 S. RIVERVIEW DRIVE	BURLINGTON	Voluntary (AA)
Alamance	NONCD0001770	GIBSONVILLE, CITY OF	E JOYNER ST	GIBSONVILLE	Evaluation Pending
Alamance	NONCD0002041	MASSEY RESIDENCE, GLEN	540 TROLLINGWOOD ROAD	HAW RIVER	Evaluation Pending
ALAMANCE	NONCD0003056	BRADLEY ST SOLVENTS	704 BRADLEY ST	BURLINGTON	Evaluation Pending
ALAMANCE	NCD982140014	HYDRO EXTRUSION USA BLDG NO.1	1507 INDUSTRY DRIVE	BURLINGTON	SPL
ALAMANCE	NCD060289469	BURLINGTON INDUSTRIES, INC.	664 GILMER STREET	BURLINGTON	NFA

Alamance	NONCD0001655	RENTAL TOWEL AND UNIFORM	610 WOODY DR	GRAHAM	Evaluation Pending
ALAMANCE	NCD144212701	WOODY DRIVE VOCS	609 WOODY DRIVE	GRAHAM	Evaluation Pending
ALAMANCE	NONCD0001968	MEREDITH-WEBB PRINTING COMPANY	334 N MAIN STREET	BURLINGTON	Evaluation Pending
Alamance	NONCD0001991	LEESONA - ALAMANCE CO PLANT - NONUST	2727 TUCKER ST. EXT	BURLINGTON	SPL
Alamance	NONCD0002767	WRIGHTENBERRY MILLS	405 SOUTH MAIN STREET	GRAHAM	NFA
ALAMANCE	NONCD0002382	REDMAN FACILITY (FRMR)	200 REDMAN CROSSING ROAD	MEBANE	NFA
ALAMANCE	NCD085443182	AMETEK INC./LAMB ELEC DIVISION	704 MYRTLE DR	GRAHAM	NFA
Alamance	NONCD0002571	SYKES RESIDENCE, RONNIE	1456 GANT ROAD	GRAHAM	Evaluation Pending
ALAMANCE	NC0001206473	GLEN RAVEN MILLS	TUCKER STREET C	BURLINGTON	SPL
Alamance	NONCD0003224	CAROLINA HOSIERY MILLS, INC	220 Elmira St	BURLINGTON	Evaluation Pending
Alamance	NONCD0001949	KAYSER-ROTH - GRAHAM-C	219 W. HARDEN ST.	GRAHAM	Evaluation Pending
ALAMANCE	NONCD0003057	N GRAHAM HOPEDALE RD CONTAMINATION	N GRAHAM HOPEDALE RD	BURLINGTON	Evaluation Pending
ALAMANCE	NONCD0002885	ANNEDEEN HOSIERY BLDG	717 NORTH PARK AVE	BURLINGTON	Evaluation Pending
Alamance	NONCD0002053	McDonald Residence, Elizabeth	3560 Mt. Herman Rock Creek Rd	Graham	Evaluation Pending
ALAMANCE	NONCD0002837	B & C GROCERY	942 E HARDEN ST	GRAHAM	Evaluation Pending
Alamance	NONCD0002259	PANTRY 161 - SOLVENTS	1031 HWY 87 NORTH	ELON	NFA
ALAMANCE	NONCD0000002	BURLINGTON COAL GAS PLANT	1205 N CHURCH ST	BURLINGTON	Voluntary (AA)
Alamance	NONCD0002710	WestPoint Home, Inc. - Alamance	2516 Industry Drive	Burlington	NFA
ALAMANCE	NONCD0000030	COLLINS AND AIKMAN	327 EAST ELM ST.	GRAHAM	SPL
Alamance	NONCD0002140	NCDOT - SITE #26 MARTIN MARIETTA BURLING	1671 HUFFMAN MILL RD	BURLINGTON	Evaluation Pending
ALAMANCE	NONCD0003081	HYDRO EXTRUSION USA_BLDGS 2 AND 3	1512 AND 1516 INDUSTRY DR	BURLINGTON	NFA
ALEXANDER	NCD003223799	CLAYTON-MARCUS CO., INC.	HWY 127 N	BETHLEHEM	NFA
ALEXANDER	NCD981932932	PCB CONTAMINATION WELLS	ROUTE 12 BOX 479	TAYLORSVILLE	NFA
ALLEGHANY	NCD982119638	LAUREL SPRINGS	HWY 18	LAUREL SPRINGS	NFA
ALLEGHANY	NCD003466505	SPARTA INDUSTRIES - NEW PLANT	1731 US HWY 21 SOUTH	SPARTA	NFA
ALLEGHANY	NONCD0000086	SPARTA INDUSTRIES	US HWY 21	SPARTA	NFA
ANSON	NONCD0001187	COFFING HOISTS	2020 COUNTRY CLUB RD	WADESBORO	NFA w/ Restrictions
ANSON	NONCD0001142	FLYNT/WANSONA	ONE WANSONA PLACE	WADESBORO	Evaluation Pending
ANSON	NCD986171924	GOAT PASTURE ROAD	SR 1114	WADESBORO	NFA
Anson	NONCD0001544	COOKSON FIBERS	HIGHWAY 52 NORTH	ANSONVILLE	Voluntary (AA)
ANSON	NONCD0001046	B&H RECYCLERS	7256 US 74 W	POLKTON	SPL
ANSON	NCD980579601	CHEMICAL SECURITY SYSTEMS	SR 1812	ANSONVILLE	NFA
ANSON	NCD986171932	HIGHTOWER ROAD	SR 1101	WADESBORO	NFA
Anson	NONCD0001779	GLENN MANUFACTURING/DECORATIVE HOME ACCE	HWY 52 & RATLIFF GIN ROAD	MORVEN	Voluntary (AA)
ASHE	NONCD0001077	CATAWISSA LUMBER CO	301 LOCUST ST	WEST JEFFERSON	SPL
ASHE	NONCD0001052	THOMASVILLE FURNITURE	151 SMETHPORT DRIVE	WEST JEFFERSON	SPL
Ashe	NONCD0002150	NCDOT - SITE #73	1608 Highway 221 North	Jefferson	Evaluation Pending
Ashe	NONCD0002302	PIEDMONT CONCRETE DBA DIXIE CONCRETE-B	126 BEAVER CREEK ROAD	WEST JEFFERSON	NFA
ASHE	NCD003167780	SPRAGUE ELECTRIC COMPANY	HWY 194	LANSING	SPL

Ashe	NONCD000 2648	UNITED CHEMI-CON - NONUST	185 MCNEIL RD.	LANSING	Evaluation Pending
Avery	NONCD000 2192	NCDOT/FRANKLIN RESIDENCE	OFF 181, RT 2	NEWLAND	Non-Haz Site
AVERY	NONCD000 2802	NEWLAND PESTICIDES SITE	1339 NEWLAND HWY	NEWLAND	Voluntary (AA)
AVERY	NONCD000 1102	BLUE RIDGE AUTO SALES	7786 LINVILLE FALLS HWY	ALTAMONT	Evaluation Pending
BEAUFORT	NONCD000 2816	RADCLIFFE MARINE (PRIVATEER BOATS)	HWY 264 BYPASS N	BELHAVEN	SPL
BEAUFORT	NCD041519 364	TEXASGULF CHEMICALS COMPANY	HWY 306 NORTH	AURORA	SPL
Beaufort	NONCD000 1814	HAMILTON BEACH/PROCTOR SILEX	OFF SR 1509, NEAR WASHINGTON A	WASHINGTON	SPL
BEAUFORT	NCD003196 847	NATIONAL SPINNING COMPANY	WEST 3RD STREET	WASHINGTON	SPL
BEAUFORT	NCD072012 354	SINGER CO/FURNITURE DIV WASHINGTON	STATE ROAD 1175	CHOCOWINITY	SPL
BEAUFORT	NONCD000 1055	PERKINS AUTO BODY REPAIR SHOP	5TH STREET	WASHINGTON	NFA
BEAUFORT	NCD986197 275	WASHINGTON COAL GAS PLANT	West 3rd Street	WASHINGTON	Voluntary (AA)
BEAUFORT	NCD091567 065	STANADYNE, INC/DIESEL SYSTEMS	CLARKS NECK RD	WASHINGTON	Evaluation Pending
BEAUFORT	NONCD000 1164	COOPERAGE TRACT	NC 99 & US 264	BELHAVEN	SPL
BEAUFORT	NONCD000 1207	APAC-WASHINGTON ASPHALT PLANT	DIRT RD	WASHINGTON	SPL
BEAUFORT	NONCD000 1285	MASON LUMBER CO (FRMR)	1835 W 5TH ST	WASHINGTON	NFA
BEAUFORT	NONCD000 1168	RIVER CITY CONSTRUCTION CO	3534 CHERRY RUN RD	WASHINGTON	SPL
Beaufort	NONCD000 2510	Southside Home & Garden	NC HWY 33 E	Chocowinity	Evaluation Pending
BERTIE	NONCD000 2087	ROXOBEL TEXACO	102 N MAIN ST	ROXOBEL	Evaluation Pending
BERTIE	NCD042091 215	RJR TECH COMPANY	841 AVOCA FARM RD	MERRY HILL	SPL
BERTIE	NCD052553 641	WEYERHAEUSER CO/LEWISTON	HWY 308 W	LEWISTON	SPL
Bertie	NONCD000 2326	POWELL AND STOKES, INC	225 US 13N	WINDSOR	Evaluation Pending
BERTIE	NONCD000 1904	BAZEMORE GROCERY	730 MT OLIVE RD	REPUBLICAN	Evaluation Pending
Bertie	NONCD000 2176	NCDOT ASPHALT TESTING LAB SITE # 50	SE OF NC11 & NC308	LEWISTON	Evaluation Pending
Bladen	NONCD000 2776	CSX-ROSINDALE	7 MI. EAST OF CLARKTON	CLARKTON	NFA w/ Restrictions
Bladen	NONCD000 1539	CONGENTRIX-ELIZABETHTOWN	3100 WEST BROAD STREET	ELIZABETHTOW N	Evaluation Pending
BLADEN	NCD981922 362	GREIF, INC	409 E ELM ST	BLADENBORO	Voluntary (AA)
BLADEN	NONCD000 1801	COLLEGE STREET SOLVENT RELEASE	COLLEGE ST AND GREEN ST	CLARKTON	Evaluation Pending
BLADEN	NONCD000 0082	CAPE FEAR CHEMICALS/HL BRICE	HWY 701 S	ELIZABETHTOW N	SPL
BLADEN	NONCD000 2467	HWY 87 METHANOL SPILL	NEAR HWY 87 & DUPONT RR SPUR		NFA
Brunswick	NONCD000 1799	GREGORY POOLE EQUIPMENT CO,	151 BACKHOE RD.	LELAND	NFA
BRUNSWIC K	NCSFN0406 896	MULBERRY ROAD	N MULBERRY RD NW	SHALLOTTE	NFA
BRUNSWIC K	NONCD000 0072	LOWE'S PROPERTY	4891 LONG BEACH RD	SOUTHPORT	NFA
BRUNSWIC K	NONCD000 1805	EXXON PIPELINE	RIVER RD	LELAND	SPL
BRUNSWIC K	NCD045920 279	HOLDING POND FOR WASTE/USS	100 QUALITY DR	NAVASSA	NFA w/ Restrictions
BRUNSWIC K	NCD075578 385	PFIZER INC/THOMAS PHILLIPS	MOORE ST SR 1528	SOUTH PORT	NFA
BRUNSWIC K	NCD091570 960	CAROLINA P&L CO. BRUNSWICK STEAM	HWY 87	SOUTHPORT	NFA
BRUNSWIC K	NCD091572 073	NATIONAL STARCH & CHEMICAL COMPANY	2271 ANDREW JACKSON HWY	LELAND	SPL
BRUNSWIC K	NCD093137 636	GENERAL WOOD PRESERVING CO., INC.	HWY 74/76	LELAND	SPL
BRUNSWIC K	NCN000407 775	ROYSTER FERTILIZER	1690 NE ROYSTER RD	LELAND	SPL

BRUNSWIC K	NONCD000 1556	QUARTER HORSE LANE PROPERTY	6450 QUARTER HORSE LANE	OCEAN ISLE	Evaluation Pending
BRUNSWIC K	NONCD000 3084	LELAND AUTO SALVAGE	142 AND 150 S NAVASSA RD	LELAND	Evaluation Pending
BRUNSWIC K	NONCD000 3024	MOLPUS WOODLANDS PLANE CRASH SITE	TOWN CREEK RD	LELAND	Evaluation Pending
BRUNSWIC K	NONCD000 2511	SOUTH BRUNSWICK MIDDLE SCHOOL	100 COUGAR DRIVE	SOUTHPORT	Voluntary (AA)
BRUNSWIC K	NCD982119 612	NC DOT MAINTENANCE YARD PCB	BRIDGERS ROAD	SHALLOTTE	NFA
Brunswick	NONCD000 2228	Oak Island Police Dept.	4621 E. Oak Island Drive	Oak Island	SPL
BRUNSWIC K	NONCD000 1155	D&G PROPERTIES-SLAUGHTERHOUSE PARCEL	ROYSTER RD	NAVASSA	SPL
BRUNSWIC K	NONCD000 1100	DUPONT DUMP	NORTH OF SR 1430	NAVASSA	Evaluation Pending
Brunswick	NONCD000 1897	INDUSTRIAL ELECTRICAL SALES & SERV	2051 ANDREW JACKSON HWY	LELAND	Evaluation Pending
Brunswick	NONCD000 3151	STEVENS PARK	W 9th Street and Maple Street	southport	Evaluation Pending
BRUNSWIC K	NC0000183 103	CHEMICAL CARTAGE COMPANY	141 OLD FAYETTEVILLE RD.	LELAND	NFA
BRUNSWIC K	NCD001704 980	WILMINGTON BRANCH/BORDEN/SMITH DOUGL	NAVASSA ROAD	NAVASSA	SPL
BRUNSWIC K	NCD003184 710	CAROLINA CREOSOTING CORPORATION	EASTBROOK ROAD	LELAND	SPL
BRUNSWIC K	NCD986215 671	ARCHER DANIELS MIDLAND PCB	1730 E MOORE ST	SOUTHPORT	NFA
BRUNSWIC K	NONCD000 2790	RIVERS JUNKYARD	5501 DOGWOOD ST	WINNABOW	SPL
BRUNSWIC K	NONCD000 2788	ALLOWAY RESIDENCE	405 PARADISE LANE	SHALLOTTE	SPL
BRUNSWIC K	NONCD000 1967	AMERICAN DISTILLATION, INC	1690 NE ROYSTER RD	LELAND	SPL
Brunswick	NONCD000 2225	Nucon	1969 Popular Street	Leland	NFA
BRUNSWIC K	NC0210020 541	US DOD MILITARY OCEAN TERMINAL	SUNNY POINT OCEAN TERMINL	SOUTHPORT	Evaluation Pending
BRUNSWIC K	NCD986215 242	P AND W WASTE OIL	10518 Royster Rd	LELAND	Evaluation Pending
Buncombe	NONCD000 1451	CAROLINA TIRE #2936	990 PATTON AVE.	ASHEVILLE	Evaluation Pending
BUNCOMBE	NONCD000 3028	MARTEL MILL	1990 RIVERSIDE DR	ASHEVILLE	Evaluation Pending
Buncombe	NONCD000 1452	CAROLINA TIRE 2945	2300 HENDERSONVILLE ROAD	ARDEN	Evaluation Pending
BUNCOMBE	NONCD000 3030	EAST-WEST CAPITAL	217 COXE AVE	ASHEVILLE	Evaluation Pending
BUNCOMBE	NCD981015 886	CAROLINA PRODUCTION FINISHING	105 FAIRVIEW RD	ASHEVILLE	SPL
Buncombe	NONCD000 1450	CAROLINA TIRE #2933	670 WEAVERVILLE HWY.	ASHEVILLE	Evaluation Pending
BUNCOMBE	NCD062552 153	SAYLES-BILTMORE BLEACHERIES	SWANNANOA RD	ASHEVILLE	NFA
Buncombe	NONCD000 2212	Norfolk Southern Railyard- PCE	33 Meadow Road	Asheville	Evaluation Pending
BUNCOMBE	NCD071065 957	PATHOLOGISTS MEDICAL LAB	104 DOCTORS BLD, DRS. DRI	ASHEVILLE	NFA
BUNCOMBE	NCN000407 672	BEACON MANUFACTURING	2425 US HWY 70	SWANNANOA	SPL
BUNCOMBE	NCD986188 308	HIGHWAY 29 DUMP SITE	I - 26	ASHEVILLE	NFA
BUNCOMBE	NC4210020 042	USA RESERVE XVIII AIRBORNE CORPS	224 LOUISIANA	ASHEVILLE	NFA
Buncombe	NONCD000 1525	COCA-COLA CO. SKYLAND	CLAYTON RD.	SKYLAND	Evaluation Pending
BUNCOMBE	NCD052813 250	AMERICAN ENKA COMPANY/BASF	US 19 & 23 WEST	ENKA	NFA
BUNCOMBE	NONCD000 2742	PARKWAY CHEVROLET (FRMR)	205 SMOKEY PARK HWY	ASHEVILLE	Evaluation Pending
BUNCOMBE	NONCD000 3008	RIVERSIDE DRIVE CONTAMINATION	RIVERSIDE DR	WOODFIN	Evaluation Pending
BUNCOMBE	NONCD000 3070	MCDOWELL ST SOLVENTS	3 MCDOWELL ST	ASHEVILLE	Evaluation Pending
Buncombe	NONCD000 2361	RadioShack Property	111 Old Bee Tree Road	Swannanoa	Evaluation Pending
Buncombe	NONCD000 1704	FAIRVIEW 66 SOLVENT CONTAMINATION	HWY 74 CHARLOTTE HIGHWAY	FAIRVIEW	Evaluation Pending

BUNCOMBE	NCN000407 206	SHULIMSON BROTHERS SCRAP YARD	MEADOW ROAD	ASHEVILLE	Voluntary (AA)
BUNCOMBE	NCD062548 995	QUORUM KNITTING	REEMS CREEK RD	WEAVERVILLE	Voluntary (AA)
BUNCOMBE	NONCD000 3068	EXXON GAS STATION FRMR	51 MERRIMON AVE	ASHEVILLE	Evaluation Pending
BUNCOMBE	NCD986188 787	ASHEVILLE COAL GAS PLANT #1	31 Riverside Drive	ASHEVILLE	Voluntary (AA)
BUNCOMBE	NONCD000 2801	SWANNANOA DJJDP PROPERTY	WOODLAND DR	SWANNANOA	NFA w/ Restrictions
BUNCOMBE	NCD002221 703	SYBRON ARDEN PLANT	95 GLENN BRIDGE ROAD	ARDEN	NFA
BUNCOMBE	NONCD000 0032	ASHEVILLE COAL GAS PLANT #2	173 S Charlotte Street	ASHEVILLE	Voluntary (AA)
Buncombe	NONCD000 1271	ANDREX INDUSTRIES	180 DEAVERVIEW RD.	ASHEVILLE	Evaluation Pending
BUNCOMBE	NONCD000 2971	NEW LEICESTER HWY PCE CONTAMINATION	3161 NEW LEICESTER HWY	LEICESTER	Evaluation Pending
Buncombe	NONCD000 1772	GIRMES - FORMERLY SKF	US 74	ASHEVILLE	Evaluation Pending
BUNCOMBE	NCD000830 638	CAROLINA P&L CO. ASHEVILLE STEAM	LONG SHOALS RD	SKYLAND	NFA
BUNCOMBE	NONCD000 2626	ROBERTS ST ORGANICS	109 ROBERTS ST	ASHEVILLE	Evaluation Pending
Buncombe	NONCD000 1237	ALBANY INTERNATIONAL / CHEYNEY BIGELOW P	WEAVERVILLE HIGHWAY	WEAVERVILLE	NFA
BUNCOMBE	NONCD000 2887	VOLVO CONSTRUCTION EQUIPMENT (FRMR)	2169 HENDERSONVILLE RD	ASHEVILLE	Evaluation Pending
Buncombe	NONCD000 2274	PATTIES BOOK SWAP	1478 PATTON AVE.	ASHEVILLE	NFA
Buncombe	NONCD000 2066	METPRO PROP.(FOR. DRY CLEANER)	1030 PATTON AVE.	ASHEVILLE	Evaluation Pending
BUNCOMBE	NONCD000 2038	SILVERMAN PROPERTY	48 SWANNANOA RIVER RD	ASHEVILLE	Evaluation Pending
Buncombe	NONCD000 1290	ASHEVILLE MICA COMPANY	75 THOMPSON STREET	ASHEVILLE	Evaluation Pending
BUNCOMBE	NCD002464 691	ALLIANCE CAROLINA TOOL AND MOLD	SR 3495-GLENN BRIDGE RD	ARDEN	Voluntary (AA)
BUNCOMBE	NONCD000 3141	LYMAN ST SOLVENT CONTAMINATION	175 LYMAN ST	ASHEVILLE	Evaluation Pending
BUNCOMBE	NONCD000 1108	RENTAL UNIFORM SERVICE	1829 HENDERSONVILLE RD	ASHEVILLE	Voluntary (AA)
Buncombe	NONCD000 2599	TICAR CHEMICAL CO	PO BOX 4205	ASHEVILLE	Evaluation Pending
BUNCOMBE	NONCD000 1172	HYMAN YOUNG GREENHOUSE	675 CEDAR HILL RD	ASHEVILLE	Evaluation Pending
BUNCOMBE	NCD083673 681	SINGER CO/KEARFOTT DIV	HIGHWAY 70	BLACK MOUNTAIN	SPL
BUNCOMBE	NONCD000 2284	GOLF COURSE MAINTENANCE BLDG	499 CHARLOTTE ST	ASHEVILLE	Evaluation Pending
BUNCOMBE	NONCD000 1162	CHAMPION FINISHING CO	200 BINGHAM RD	ASHEVILLE	Evaluation Pending
BUNCOMBE	NONCD000 1163	SMITH'S AEROSPACE	401 SWEETEN CREEK IND. PK.	ASHEVILLE	Evaluation Pending
BUNCOMBE	NCD003163 730	GENERAL INSTRUMENT CORP.	1396 Charlotte Hwy	FAIRVIEW	Voluntary (AA)
BUNCOMBE	NONCD000 0061	BULL MOUNTAIN RD DUMP	BLUE RIDGE PKWY MP 373.5		NFA
BUNCOMBE	NCD981474 158	SWEETEN CREEK DRUM SITE	115 SWEETEN CREEK ROAD	ASHEVILLE	SPL
BUNCOMBE	NCD980558 761	GS LABORATORY EQUIPMENT	275 AIKEN RD	ASHEVILLE	NFA
Buncombe	NONCD000 3206	ETHAN ALLEN WOODFIN	950 RIVERSIDE DR	WOODFIN	Evaluation Pending
BUNCOMBE	NONCD000 1379	LYTLE COVE RD SOLVENT CONTAMINATION	LYTLE COVE RD	SWANNANOA	Evaluation Pending
Buncombe	NONCD000 1863	Home Solutions (former)	1625 Patton Avenue	Asheville	Evaluation Pending
Buncombe	NONCD000 2679	VULCAN MATERIALS	P.O. BOX 156	ENKA	Evaluation Pending
BUNCOMBE	NONCD000 2878	ROBERTS ST HATCHERY	144 ROBERTS ST	ASHEVILLE	Evaluation Pending
BUNCOMBE	NCD079070 702	DOTSON METAL FINISHING, INC.	HWY 74 E	ASHEVILLE	NFA
BUNCOMBE	NONCD000 3159	SWEETEN CREEK ROAD CONTAMINATION	1140 SWEETEN CREEK RD	ASHEVILLE	Evaluation Pending
BUNCOMBE	NCD986166 320	MARTINS CREEK ROAD	MARTIN'S CREEK ROAD	BARNARDSVILLE	NFA

Buncombe	NONCD000 1357	Blue Ridge Broadcasting	3049 US Highway 70	Black Mountain	Evaluation Pending
BUNCOMBE	NONCD000 1890	CHRISTIAN CREEK RD PCE	124 CHRISTIAN CREEK RD	SWANNANOA	Evaluation Pending
Buncombe	NONCD000 2483	SMOKY MOUNTAIN MACHINE	80 MCINTOSH RD.	ASHEVILLE	Evaluation Pending
BUNCOMBE	NCD079068 607	CLARK EQUIPMENT COMPANY	HIGHWAY 25 SOUTH	SKYLAND	NFA
BUNCOMBE	NONCD000 0045	ALCAN PACKAGING	3055 SWEETEN CREEK RD	ASHEVILLE	Evaluation Pending
BUNCOMBE	NCD003951 878	SQUARE D COMPANY	128 BINGHAM RD	ASHEVILLE	Evaluation Pending
BUNCOMBE	NONCD000 3086	ASHEVILLE TANNERY	339 OLD LYMAN STREET	ASHEVILLE	Evaluation Pending
BUNCOMBE	NONCD000 0034	ASHEVILLE INDUSTRIES	20 GLEN BRIDGE RD/SR3495	ARDEN	SPL
Buncombe	NONCD000 1323	BASF-ENKA (OTM BUILDING)	SANDHILL ROAD	ASHEVILLE	Evaluation Pending
Buncombe	NONCD000 2068	Micromatic/Textron Facility	105 Lytle Cove Road	Swannanoa	Evaluation Pending
BUNCOMBE	NONCD000 2263	HAYWOOD RD CONTAMINATION	520 HAYWOOD RD	ASHEVILLE	Evaluation Pending
BURKE	NCD986215 499	PARKER INDUSTRIES	4867 RHONEY ROAD	CONNELLY SPRINGS	NFA
BURKE	NCD067392 175	TRAMCO, INC.	SR 1611	CONNELLY SPRINGS	SPL
BURKE	NONCD000 2922	ANTIOCH FOOD MART	2940 NC 18	MORGANTON	Evaluation Pending
BURKE	NCD986176 477	LAKE JAMES UNDERWATER BOX		GLEN ALPINE	NFA
BURKE	NCD091258 517	DANA CORPORATION	105 WAMSUTTA MILL ROAD	MORGANTON	NFA
BURKE	NCD980847 123	HURT RESIDENCE	HWY 64	MORGANTON	SPL
BURKE	NCD981023 732	NEUVILLE SOCK PROPERTY	US 64/70 I-40 ACCESS ROAD	HILDEBRAN	SPL
BURKE	NCD981472 624	US 70 DRUM DUMP	US 70	MORGANTON	SPL
Burke	NONCD000 1766	GEO HILDEBRAND ELEM. SCHOOL	GEORGE HILDEBRAND SCH. RD.	CONNELLY SPRINGS	Evaluation Pending
Burke	NONCD000 1689	ETHAN ALLEN FACILITY (FORMER)	1185 DREXEL RD.	VALDESE	Evaluation Pending
Burke	NONCD000 1434	CAPRI INDUSTRIES, INC.	1401 BURKEMONT AVE.	MORGANTON	Evaluation Pending
BURKE	NCD000609 784	PT COMPONENTS INC	ONE CHAIN DR	MORGANTON	NFA
Burke	NONCD000 1398	BURKE MILLS, INC.	119 STERLING ST.	VALDESE	Evaluation Pending
BURKE	NCD000623 140	DURACELL INTL. LITHIUM SYSTEMS	LOVELADY LN	VALDESE	NFA
BURKE	NONCD000 1246	VINCENTE WELL	17761 STONE PATH LANE	CONNELLY SPRINGS	Evaluation Pending
BURKE	NCD003163 888	HENREDON FURNITURE	400 HENREDON RD	MORGANTON	SPL
BURKE	NCD003167 988	MARANTZ PIANO CO INC/ANEVKA, INC	HWY 64/70 E	MORGANTON	NFA
BURKE	NONCD000 1098	NATIONAL TEXTILES, LLP	REEP DRIVE	MORGANTON	SPL
BURKE	NONCD000 0051	BURKE COUNTY SCHOOL PROPERTY	NC 126 & WATER MILL GLEN	MORGANTON	NFA
BURKE	NCN000410 280	GREAT LAKES CARBON CORPORATION	307 JAMESTOWN ROAD	MORGANTON	SPL
BURKE	NCN000410 098	BURLINGTON	100 BURKE ST	RHODHISS	Evaluation Pending
BURKE	NCD049997 786	INMONT CORP/BASF CORPORATION	HWY 70 W	MORGANTON	Evaluation Pending
Burke	NONCD000 2572	T&T SUPERMARKET	261 WEST FLEMING DRIVE	MORGANTON	Evaluation Pending
BURKE	NCD055161 186	ROMARCO, LTD.	ROMARCO RD	MORGANTON	NFA
BURKE	NONCD000 2783	VALDESE MEDICAL OFFICE BLDG	720 MALCOLM BLVD	RUTHERFORD COLLEGE	NFA
Cabarrus	NONCD000 2079	MINI-MART	1250 OLD CHARLOTTE RD.	CONCORD	Evaluation Pending
CABARRUS	NCD003152 659	CONCORD TELEPHONE/REICHOLD CHEMICAL	161 BUFFALO AVENUE	CONCORD	NFA
Cabarrus	NONCD000 2533	STAR AMERICA INC - Mt Pleasant	8455 NC Hwy 49N	Mt. Pleasant	Evaluation Pending

Cabarrus	NONCD000 2167	NCDOT ASPHALT SITE #4 (M & M MINERALS)	N OF HWY 73, S OF I-85, W OF H	CONCORD	Evaluation Pending
Cabarrus	NONCD000 2168	NCDOT ASPHALT SITE #40/BLYTHE IND.	7450 POPLAR TENT ROAD	CONCORD	Evaluation Pending
CABARRUS	NCN000407 204	PHOENIX MINE	PHOENIX CIR	CONCORD	NFA
CABARRUS	NCD000822 304	BREY MCNAR WWTP	NC HWY 49 NR US HWY 601	CONCORD	NFA
CABARRUS	NCD991278 755	MARTINS BATTERY SALVAGE, INC.	5500 ASHLAND RD	KANNAPOLIS	SPL
Cabarrus	NONCD000 2460	SERVCO STATION (FORMER)	520 N CANNON BLVD	KANNAPOLIS	Evaluation Pending
Cabarrus	NONCD000 1373	BRAKE XPERTS (FORMER)	1579 HIGHWAY 29N	CONCORD	Evaluation Pending
CABARRUS	NONCD000 2966	HOMETOWN CONVENIENCE L610	8830 E FRANKLIN ST	MT PLEASANT	Evaluation Pending
CABARRUS	NCD981031 511	LOVE BATTERY SITE	US HIGHWAY 29 & LIST AVE	CONCORD	NFA
CABARRUS	NONCD000 1215	WAYNE'S AUTO SALVAGE	11801 MOORESVILLE RD	DAVIDSON	Evaluation Pending
CABARRUS	NONCD000 2803	FERREE PROPERTY	1140 & 1150 IVEY CLINE RD	CONCORD	NFA
CABARRUS	NCD093334 969	S & S METALS RECYCLING COMPANY	SHORTCUT ROAD/SR 2455	GOLD HILL	SPL
Cabarrus	NONCD000 2406	ROACH, INC (HALE TRAILER..)	1335 IVEY CLINE ROAD	CONCORD	Evaluation Pending
CABARRUS	NCD991277 773	CONCORD ROCKY RIVER REGIONAL	BREEZY LANE	CONCORD	NFA
CABARRUS	NONCD000 1561	FREDRICKSON MOTORS EXP PCE	2244 PITTS SCHOOL RD	CONCORD	Evaluation Pending
Cabarrus	NONCD000 1581	DA MOORE CORPORATION 2	36 OAK DRIVE	CONCORD	NFA
Cabarrus	NONCD000 1933	JOHNSON CONCRETE/PIEDMONT BLOCK	106 OLD DAVIDSON PLACE NW	CONCORD	Evaluation Pending
Cabarrus	NONCD000 1594	DB PENNINGTON ESTATE	869 West C St.	Kannapolis	Evaluation Pending
CABARRUS	NCD980729 651	SOUTHERN LATEX CORP.	379 CENTRAL DRIVE	CONCORD	NFA
CABARRUS	NCD980557 722	HARRISBURG BATTERY	2609 HIGHWAY 49	HARRISBURG	SPL
CABARRUS	NONCD000 2929	BRUMLEY AVE NE & CHUCH ST N	BRUMLEY AVE NE & CHURCH ST N	CONCORD	Evaluation Pending
CABARRUS	NC0001096 601	BRANCH BATTERY	658 SUNDERLAND ROAD	CONCORD	NFA
CABARRUS	NCD981031 578	RAINBOW DRIVE BATTERY	SR 1646	KANNAPOLIS	SPL
CABARRUS	NONCD000 1039	OVERCASH GRAVEL & GRADING CO. INC.	1150 SHELTON ROAD	CONCORD	SPL
Cabarrus	NONCD000 1885	HWY 601 AND HWY 24/27, MIDLAND	HWY 601 AND HWY 24/27	MIDLAND	Evaluation Pending
CABARRUS	NCD986185 403	CLINE PCB CONTAMINATED WELL	2648 CENTER GROVE ROAD	KANNAPOLIS	NFA
CABARRUS	NONCD000 0083	CHEESMAN PROPERTY	3251 GREGORY ROAD	ROCKWELL	NFA
CABARRUS	NCD986197 333	CONCORD COAL GAS PLANT	183 Academy Avenue NW	CONCORD	Voluntary (AA)
CABARRUS	NONCD000 2982	TURKEY ROAD PCE	TURKEY RD	KANNAPOLIS	Evaluation Pending
CABARRUS	NONCD000 1015	MARY CIRCLE BATTERY	ZION CHURCH & MARY CRL	CONCORD	SPL
CABARRUS	NONCD000 1026	COOK PROPERTY	COLD SPRINGS ROAD	CONCORD	NFA
CABARRUS	NONCD000 0012	WHITES GRAVEL PIT	1515 HWY 49 SOUTH	CONCORD	SPL
CABARRUS	NONCD000 0802	LES MYERS PARK	LAWNDALE AVENUE EXT.	CONCORD	SPL
CABARRUS	NCN000410 583	VILLA MHP-BATTERYDUMP	IRENE AVE & VENICE ST	KANNAPOLIS	Evaluation Pending
Cabarrus	NONCD000 2639	TUSCARORA YARNS, INC.	8760 E. FRANKLIN ST.	MT. PLEASANT	Evaluation Pending
CABARRUS	NONCD000 2823	STOGNER RESIDENCE	8500 FLOWE'S ST	CONCORD	Evaluation Pending
CABARRUS	NONCD000 1115	HAHN DAIRY FARM	LONG RUN FARM RD	MOUNT PLEASANT	NFA
CABARRUS	NONCD000 1122	CABARRUS ROUNDABOUT	CABARRUS AVE & OLD CHARLOTTE	CONCORD	SPL
CABARRUS	NCD986232 700	RILEY BATTERY SITE	DILEEN DRIVE	CONCORD	NFA

CABARRUS	NONCD000 3092	CHESTNUT AVE SOIL CONTAMINATION	203 CHESTNUT AVE	KANNAPOLIS	Evaluation Pending
CABARRUS	NONCD000 1860	I85 & HWY73 CHLORINATED SOLVENTS	4662 DAVIDSON HWY	CONCORD	Evaluation Pending
CABARRUS	NCN000410 937	PATTERSON AVE BATTERY DUMP	PATTERSON AVE & BONNIE ST-SE	CONCORD	Evaluation Pending
CALDWELL	NONCD000 1009	SINGER PLANT #2	VIRGINIA STREET	LENOIR	SPL
Caldwell	NCN000410 100	APPALACHIAN CHEMICAL COMPANY	S.R. 1159, WEBB-PRICE ROAD	GRANITE FALLS	Evaluation Pending
CALDWELL	NCD980799 142	CALDWELL INDUSTRIAL SERVICES, INC	SPARTAN ROAD	HUDSON	NFA
CALDWELL	NONCD000 1597	AVERY DENNISON (FMR PAXAR CORP)	950 GERMAN ST	LENOIR	Evaluation Pending
CALDWELL	NCD980839 757	INDIAN GRAVE GAP DRUM DISPOSAL	APPROX 2 MLS N OF SR 1513	LENOIR	SPL
Caldwell	NONCD000 2195	NEPTCO PLANT	TRC ENV CONSULTANTS	LENIOR	NFA
CALDWELL	NCD991278 466	BROYHILL FURNITURE MILLER HILL	NC 18 S	LENOIR	NFA
CALDWELL	NONCD000 1189	CROSSROADS OIL	320 ELIZABETH ST	LENOIR	Evaluation Pending
CALDWELL	NONCD000 1008	HAMMORY/KINCAID FURNITURE	2961 ROCKY RD	GAMEWELL	NFA
CALDWELL	NCD986171 262	MARSHALL MONEY BUCKET WASHING	HWY 321 NORTH	LENOIR	NFA
CALDWELL	NONCD000 1031	WIENBERGER PROPERTY	SMOKEY GREEN ROAD	GAMEWELL	NFA
CALDWELL	NONCD000 1036	JOYCETON WATER WORKS WELLS 2 & 9	N OF SWANSON RD	LENOIR	SPL
Caldwell	NONCD000 1245	ALLEN-BECK NON-PETROLEUM	HWY 321 N.	GRANITE FALLS	Voluntary (AA)
CALDWELL	NCD986204 758	GAMEWELL DRUM SITE	CRAIG MOUNTAIN ROAD	GAMEWELL	NFA
CALDWELL	NCD986190 858	OAKHILL PCB	SR 1719	LENOIR	NFA
Caldwell	NONCD000 1416	Caldwell Freight Lines	2550 Hickory Boulevard Southwe	Lenoir	Evaluation Pending
CALDWELL	NCD053009 510	RELIANCE UNIVERSAL OF KENTUCKY	1713 MAIN STREET NW	LENOIR	NFA
CALDWELL	NCD079066 833	LENOIR REFINING COMPANY	263 PENNTON AVE NW	LENOIR	SPL
CALDWELL	NCD079047 148	CHEMICAL COATINGS	HIGHWAY 301 BYPASS	HUDSON	NFA
CALDWELL	NCD000604 322	SINGER CO/FURNITURE DIV PLTS 3	904 VIRGINIA STREET	LENOIR	Evaluation Pending
CALDWELL	NCD062568 035	SINGER CO/FURNITURE DIV 5 6 7	2424 NORWOOD ST-HWY 321S	LENOIR	NFA
CALDWELL	NCD000604 330	SINGER CO/FURNITURE DIV PLT 1	1409 WEST COLLEGE AVE, SW	LENOIR	NFA
Caldwell	NONCD000 3238	STEELE COTTON MILL	1201 STEEL ST	LENOIR	Evaluation Pending
CALDWELL	NCD054290 770	THOMASVILLE FURNITURE INDS/LENOIR	315 ELIZABETH ST NW	LENOIR	NFA w/ Restrictions
CALDWELL	NONCD000 3071	DAFCO ABANDONNED TOTES	2698 HICKORY BLVD	HUDSON	Evaluation Pending
CALDWELL	NCD046149 019	HISTRAND CHEMICAL, INC.	HWY 9	LENOIR	SPL
CALDWELL	NCD045456 134	BUSS AUTOMATION INCORPORATED	511 CREEKWAY DR, NW	LENOIR	Evaluation Pending
CALDWELL	NCD980557 888	LENOIR CITY LANDFILL	829 FAIRVIEW DR SW	LENOIR	Evaluation Pending
CALDWELL	NCD003158 979	BERNHART FURNITURE CO. PLANT #2	VIRGINIA ST	LENOIR	NFA
Carteret	NONCD000 1298	ATLANTIC AUTO SALVAGE	5871 HWY 70 EAST	NEWPORT	Evaluation Pending
CARTERET	NONCD000 2091	MOREHEAD MARINE (FORMER)	4971 ARENDELL ST	MOREHEAD CITY	SPL
CARTERET	NC3131430 180	NATIONAL MARINE FISHERIES SERV.	ARENDELL STREET	BEAUFORT	NFA
CARTERET	NONCD000 1233	LOFTIN PROPERTY	2361 LENNOXVILLE RD	BEAUFORT	SPL
CARTERET	NC5210022 906	USA RESERVE XVIII AIRBORNE CORPS	405 FISHER ST	MOREHEAD CITY	SPL
CARTERET	NC5690308 262	ANT USCG FORT MACON STATION	FORT MACON ROAD	ATLANTIC BEACH	NFA
CARTERET	NONCD000 1466	BEACHVIEW EXXON	2410 ARENDELL ST	MOREHEAD CITY	Evaluation Pending

CARTERET	NONCD000 3149	GALLANT MARITIME	293 W BEAUFORT RD EXT	BEAUFORT	Evaluation Pending
CARTERET	NCSFN0407 074	NC MARITIME MUSEUM	310 FRONT ST	BEAUFORT	SPL
CARTERET	NONCD000 2792	MARSHALLBERG BOAT YARD	1290 & 1295 MARSHALLBERG RD	MARSHALLBERG	SPL
CARTERET	NCD980557 862	GUTHRIE, ERNEST PROPERTY	260 UTOPIA DRIVE	NEWPORT	NFA
CARTERET	NONCD000 1820	HANKISON INTERNATIONAL	199 UTOPIA DR-170 HANKINSON DR	NEWPORT	NFA
Carteret	NONCD000 2096	MOREHEAD CITY DMV	5347 HWY. 70 WEST	MOREHEAD CITY	NFA
CARTERET	NONCD000 1347	ZAR PROPERTY	2371 LENNOXVILLE RD	BEAUFORT	NFA
Caswell	NONCD000 1401	BURLINGTON IND. - WILLIAMSBURG PLANT	SR 1100	MATKINS	Evaluation Pending
CASWELL	NONCD000 3015	CAMP SPRING 76	8920 CHERRY GROVE RD	REIDSVILLE	NFA
CASWELL	NONCD000 1038	BRYANT FARM DRUM DUMP	W OF NC 86 400 FT S OF VA LINE	GATEWOOD	SPL
CASWELL	NONCD000 2411	CORBETT RIDGE GROCERY	4887 CORBETT RIDGE RD	YANCEYVILLE	Evaluation Pending
Caswell	NONCD000 1928	JIMMYS QUICKIE MART	6883 OLD HIGHWAY 86	PROVIDENCE	Evaluation Pending
CATAWBA	NONCD000 2846	HICKORY WIRE (AKA MOSER PROPERTY)	1711 11TH AVE SW	HICKORY	Evaluation Pending
CATAWBA	NONCD000 1903	REGAL MANUFACTURING	212 12TH AVE	HICKORY	Evaluation Pending
CATAWBA	NCSFN0406 911	CAROLINA ASSOCIATED MILL	766 HWY 10 W	NEWTON	SPL
CATAWBA	NONCD000 1997	HICKORY-LINCOLNTON HWY WELLS (SWINKS)	HICKORY-LINCOLNTON HWY & ROCKY	NEWTON	Evaluation Pending
CATAWBA	NCD000616 763	HK RESEARCH CORPORATION	908 LENOIR	HICKORY	NFA
CATAWBA	NC6210021 626	USA RESERVE XVIII AIRBORNE CORPS	1500 12TH ST NW	HICKORY	NFA
CATAWBA	NONCD000 2020	NORTHWEST BLVD PCE CONTAMINATION	2950 NORTHWEST BLVD	NEWTON	Evaluation Pending
CATAWBA	NCD044440 642	LANE COMPANY, INC.	37 NINTH STREET PLACE, SE	HICKORY	NFA
Catawba	NONCD000 2470	SHURTAPE TECHNOLOGIES	1620 HIGHLAND AVE., NE	HICKORY	Evaluation Pending
Catawba	NONCD000 1308	BACHS MHP SITE	BACH RD & HWY 150E	SHERRILLS FORD	Evaluation Pending
Catawba	NONCD000 1728	FOAMEX LP I - CONOVER	408 SOUTH MCLIN CREEK ROAD	CONOVER	Evaluation Pending
Catawba	NONCD000 1631	DOUG WHITE AUTO MART	3351 HIGHWAY 70E	NEWTON	Evaluation Pending
CATAWBA	NONCD000 2304	CONOVER CHAIR COMPANY	210 FOURTH ST	CONOVER	Voluntary (AA)
CATAWBA	NONCD000 3106	SIXTEENTH ST PCE TCE	1400 16TH ST NE	HICKORY	Evaluation Pending
Catawba	NONCD000 1625	DOMINION TEXTILES (USA)	155 21ST STREET NW	HICKORY	Evaluation Pending
Catawba	NONCD000 1643	Dunmore Furniture	1245 3rd Street NE	Hickory	Evaluation Pending
CATAWBA	NCD079049 409	LANE CO. INC., VENTURE FURNITURE	DEBORAH HERMAN RD	CONOVER	NFA
CATAWBA	NCD000648 436	TREND LINE FURNITURE CORP.	W HOLLY ST	MAIDEN	NFA
Catawba	NONCD000 2103	MOUNTAIN VIEW MARKETPLACE	2341 Rockshire Lane (off 127 S	Hickory	Evaluation Pending
CATAWBA	NCD000648 428	CARTER-WEBER INC. HICKORY PLANT	1120 TATE BLVD	HICKORY	NFA
CATAWBA	NCD105797 922	TECHNIBILT/DIV OF WHITTAKER	EAST PEACE ST	NEWTON	SPL
Catawba	NONCD000 2234	old sealtest dairy solvents	2115 Hwy 70 SE	Hickory	Evaluation Pending
CATAWBA	NONCD000 2785	BROYHILL/FURNITURE BRANDS	409 4TH ST PLACE SE	CONOVER	Evaluation Pending
CATAWBA	NCD991279 118	MEREDITH/BURDA, INC.	ST JAMES CHURCH RD	NEWTON	NFA
Catawba	NONCD000 2434	S&W CHEMICAL - SOLVENTS	OLD US 70A	CONOVER	Evaluation Pending
CATAWBA	NONCD000 2800	SPRINGS ROAD 76	2048 12TH AVE NE	HICKORY	Evaluation Pending
CATAWBA	NCD055165 609	PANTASOTE INC. FILM/COMPOUND DIV.	1508 S CENTER ST	HICKORY	SPL

Catawba	NONCD000 2535	STARNES MOBILE HOME	2111 31ST AVE DR NE	HICKORY	Evaluation Pending
CATAWBA	NCN000407 700	SPRINGS ROAD GO CART TRACK	4254 SPRINGS RD	CONOVER	SPL
Catawba	NONCD000 1912	J&G BROKERS - SOLVENTS	750 18TH STREET NE	HICKORY	Evaluation Pending
Catawba	NONCD000 1636	DUDE INC	117 SOUTH MCLIN CREEK ROAD	CONOVER	Evaluation Pending
CATAWBA	NONCD000 2825	ROBERT EXPRESS	606 LENOIR RHYNE BLVD	HICKORY	Evaluation Pending
CATAWBA	NONCD000 2811	PERFECT IMAGE (THE)	1907 3RD AVENUE DR NW	HICKORY	Evaluation Pending
Catawba	NONCD000 1806	SHERRILLS FORD RD CONTAMINATION	SHERRILLS FORD ROAD	SHERRILLS FORD	Evaluation Pending
Catawba	NONCD000 1464	CATAWBA COUNTY SCHOOL BUS GARAGE - SOLVE	2440 NORTH MAIN AVENUE	NEWTON	Evaluation Pending
CATAWBA	NCD066304 627	PREMIUM COATINGS, INC.	HWY 70A E.	HICKORY	NFA
CATAWBA	NONCD000 2917	LANE VENTURE PLANT 14	1405 DEBORAH HERMAN RD	CONOVER	Evaluation Pending
CATAWBA	NCD047285 598	CAROLINA SOLVENTS, INC.	2274 1ST ST SE	HICKORY	NFA
Catawba	NONCD000 2077	MILLS YARN, INC.	1125 7TH AVE N.W	HICKORY	Evaluation Pending
Catawba	NONCD000 1465	CATAWBA TRUCK RENTAL (CT GROUP)	3350 N. OXFORD ST.	CLAREMONT	Evaluation Pending
Catawba	NONCD000 1731	FOREST CITY TOOL	620 23RD ST NW	LONG VIEW	Evaluation Pending
CATAWBA	NCD062550 082	CARPENTER CO - CONOVER PLANT	2009 KEISLER DAIRY RD	CONOVER	Evaluation Pending
CATAWBA	NONCD000 1279	FRYE CREEK @ US 321 N	S OF US 321 N & 7TH AVE NW	HICKORY	Evaluation Pending
Catawba	NONCD000 2118	NATIONAL PARTITIONS & INTERIORS (FORMER)	321 EAST J STREET	MAIDEN	Evaluation Pending
Catawba	NONCD000 1759	GELTMAN CORPORATION	1703 PINEVIEW ST, SE	CONOVER	Evaluation Pending
CATAWBA	NONCD000 1286	MOSS FARM RD PCE	1993 MOSS FARM RD	HICKORY	Evaluation Pending
CATAWBA	NCD986166 353	SOUTHERN DESK	1720 FIRST AVENUE, SW	HICKORY	NFA
CATAWBA	NCD081332 991	TREND LINE FURNITURE CORP.	641 4TH STREET PLACE SW	CONOVER	NFA
CATAWBA	NONCD000 2040	HWY 70 PCE (HICKORY 66 SERVICE)	1727 HWY 70 SW	HICKORY	Evaluation Pending
CATAWBA	NONCD000 2602	HONEYWELL INTERNATIONAL	1845 WITHERS RD	MAIDEN	Voluntary (AA)
CATAWBA	NCD002388 965	LACKAWANNA LEATHER CO., INC.	HWY 70A WEST	CONOVER	SPL
Catawba	NONCD000 2524	SPRINGS ROAD SOLVENTS	3360 SPRINGS ROAD NE	HICKORY	NFA
CATAWBA	NCD083682 583	BROYHILL FURNITURE	2309 NORTH COLLEGE AVE	NEWTON	NFA
Catawba	NONCD000 2516	Spectrum Dyed Yarns	422 15th Street SW	Hickory	Evaluation Pending
CATAWBA	NONCD000 1114	CONOVER METAL PRODUCTS	315 S MCLIN CREEK RD	CONOVER	SPL
Catawba	NONCD000 2033	MARKET BASKET - SOLVENTS	6593 HIGHWAY 16	CONOVER	Evaluation Pending
Catawba	NONCD000 1328	BEAM RESIDENCES (KEN AND DON)	3367 BURGANDY STREET	MAIDEN	Evaluation Pending
Catawba	NONCD000 2162	NCDOT ASPHALT SITE #20 (APAC)	1520 11TH AVENUE SE	HICKORY	Evaluation Pending
CATAWBA	NCD003228 087	S&W CHEMICALS, INC.	OLD QUARRY ROAD SE	HICKORY	NFA
Catawba	NONCD000 1244	ALEXVALE FURNITURE PLANT #3	6005 HWY 10 WEST	HICKORY	Evaluation Pending
CATAWBA	NONCD000 1085	HICKORY COAL GAS PLANT	625 12th Street Drive NW	HICKORY	Voluntary (AA)
CATAWBA	NCD986166 759	WILSON SEPTIC PITS	SR 1131	HICKORY	SPL
Catawba	NONCD000 1213	2ND STREET NE SOLVENTS	1106 2ND STREET NE, 11TH AVE N	HICKORY	Evaluation Pending
Catawba	NONCD000 2035	MARTINS FOOD CENTER - SOLVENTS	7150 NC HIGHWAY 10 WEST, BANOVA	VALE	Evaluation Pending
CATAWBA	NCD003221 868	CENTURY FURNITURE COMPANY	420 12TH ST NW	HICKORY	SPL
Catawba	NONCD000 1915	JACKSONLEA-TOLUENE AST	1701 HIGHWAY 70 EAST	CONOVER	Evaluation Pending

Catawba	NONCD0001656	EAST 11TH STREET	100 EAST 11TH STREET	NEWTON	Evaluation Pending
CATAWBA	NCD003228483	STYLE UPHOLSTERING, INC.	33 23RD AVE NE	HICKORY	NFA
Catawba	NONCD0001680	EMERSON LEATHER (FORMER)	816 13TH STREET NE	HICKORY	NFA w/ Restrictions
Catawba	NONCD0001619	DIXIE YARNS - NEWTON	101 EAST 11TH STREET	NEWTON	Evaluation Pending
Chatham	NONCD0001990	LEE PAVING/NCDOT #48	SUGAR LAKE RD. [SR 1714]	GRIFFINS CROSSROADS	Evaluation Pending
CHATHAM	NONCD0001159	HYDRO TUBE SOUTH	1755 HILLSBORO ST	PITTSBORO	Evaluation Pending
CHATHAM	NCD000830919	CAROLINA P&L CO. CAPE FEAR STM	SR 1916	MONCURE	NFA
CHATHAM	NONCD0001362	JAY'S HYDRAULICS (FRMR)	1911 NC HWY 902	PITTSBORO	Evaluation Pending
CHATHAM	NCD053488409	ALLIED CHEMICAL CORP/PERFORMANCE FIBERS	338 PEA RIDGE ROAD	NEW HILL	Evaluation Pending
Chatham	NONCD0001650	DYNEA	790 CORNITH ROAD	MONCURE	Evaluation Pending
CHATHAM	NCD049845548	REICHHOLD CHEMICAL, INC.	SR 1916	MONCURE	SPL
CHATHAM	NONCD0003052	TOWNSEND & MCCRARY	1101 AND 1200 E THIRD ST	SILER CITY	Evaluation Pending
CHATHAM	NCD053488557	SOUTHERN WOOD PIEDMONT COMPANY	SR 2139	GULF	Voluntary (AA)
CHATHAM	NONCD0003116	HART FURNITURE CO	420 E 3RD ST	SILER CITY	Evaluation Pending
CHATHAM	NCD071567259	WEYERHAEUSER CO/MONCURE	STATE ROAD 1916	MONCURE	NFA
Chatham	NONCD0003197	3M Mineral - Moncure	4191 HWY 87 South	MONCURE	NFA
Chatham	NONCD0001485	CHATHAM MILLS, INC.	480 HILLSBORO STREET	PITTSBORO	SPL
CHATHAM	NONCD0000014	BOISE CASCADE	SR 1916	MONCURE	SPL
CHATHAM	NCD003234879	CHATHAM NOVELTIES COMPANY	S CHATHAM AVE	SILER CITY	NFA
CHATHAM	NONCD0001110	WOODSON-TENET LABORATORIES	17570 HWY 902	GOLDSTON	NFA
CHATHAM	NCD071581128	HARRELSON RUBBER COMPANY	SOUTH CHATHAM AVENUE	SILER CITY	NFA
CHEROKEE	NONCD0001934	BRP US INC (FRMR)	3750 AIRPORT RD	ANDREWS	Evaluation Pending
CHEROKEE	NCD089989917	EMERSON ELECTRIC COMPANY	US 64	MURPHY	Evaluation Pending
CHEROKEE	NCD038551263	TRI-COUNTY COMMUNITY COLLEGE	OFF US 64 E SOUTH OF NC 1	MURPHY	SPL
CHOWAN	NONCD0002968	TOWN OF EDENTON STREET DEPT	120 W HICKS ST	EDENTON	SPL
Chowan	NONCD0001496	CHOWAN VENEER CO	259 and 262 Coke Avenue	Edenton	Evaluation Pending
CHOWAN	NONCD0002063	EDENTON DYEING & FINISHING (FRMR)	125 DYE PLANT RD	EDENTON	Evaluation Pending
Chowan	NONCD0001913	JACK MARSH SPILL	HWY 17 & HWY 37 SO.	EDENTON	NFA
CHOWAN	NCN000407197	LEARY BROTHERS STORAGE (FORMER)	VIRGINIA & BROAD STREET	EDENTON	SPL
CHOWAN	NONCD0003082	SIMPSON STRONG TIE FRMR	809 SOUNDSIDE RD	EDENTON	Evaluation Pending
CHOWAN	NCD980844450	GRAMPION BOAT WORKS	SR 119	EDENTON	NFA
CLAY	NC0001402213	ELLIS JUNK YARD	NEEDMORE DRIVE	HAYESVILLE	SPL
CLAY	NONCD0001099	C & L SURPLUS	1868 HWY 64 W	HAYESVILLE	SPL
CLEVELAND	NCD980729354	FOOTE MINERAL	OFF SOUTH SERVICE RD	KINGS MTN	NFA
Cleveland	NCN000410427	SPECTRUM DYED YARNS	136 PATTERSON RD	KINGS MOUNTAIN	Evaluation Pending
CLEVELAND	NCD980559983	PPG IND., INC./WKS 52	WASHBURN SWITCH ROAD	SHELBY	SPL
Cleveland	NONCD0002464	SHELBY ROAD PCE SITE	1505 SHELBY RD	KINGS MOUNTAIN	Evaluation Pending
CLEVELAND	NONCD0002778	SHELBY FARMERS MARKET	200 W WARREN ST	SHELBY	Evaluation Pending
CLEVELAND	NONCD0001188	SHELBY BODY SHOP	1904 E DIXON BLVD	SHELBY	SPL

Cleveland	NONCD000 1923	JENKINS FOODS #2	2119 NEW HOUSE ROAD	SHELBY	Evaluation Pending
CLEVELAN D	NONCD000 1072	J & C DYEING	1000 WEST GROVER STREET	SHELBY	SPL
Cleveland	NONCD000 3167	CORMETECH, INC.	304 Linwood Road	Kings Mountain	Evaluation Pending
CLEVELAN D	NCN000407 089	L AND R OIL RECOVERY	601 LINEBERGER ST	SHELBY	Evaluation Pending
CLEVELAN D	NCD000828 244	KINGS MOUNTAIN PILOT CREEK WWTP	ROUTE 74 WEST	KINGS MOUNTAIN	NFA
CLEVELAN D	NCD980558 803	SULTZER-RUTI, INC.	HWY 29 NORTH	GROVER	NFA
Cleveland	NONCD000 2163	NCDOT ASPHALT SITE #22 (ASPHALT PAVING	HWY74/LONG BRANCH ROAD	SHELBY	Evaluation Pending
Cleveland	NONCD000 2323	POST ROAD SITE	612 N. POST RD	SHELBY	Evaluation Pending
Cleveland	NONCD000 1959	KINGS MOUNTAIN SMARTWAY	U.S. 74 AND N.C. 161	KINGS MOUNTAIN	Evaluation Pending
CLEVELAN D	NCD062566 047	FASCO CONTROLS CORPORATION	1100 AIRPORT RD	SHELBY	Voluntary (AA)
CLEVELAN D	NONCD000 1939	PETRO EXPRESS NO. 56	225 CLEVELAND AVE	KINGS MOUNTAIN	Voluntary (AA)
CLEVELAN D	NCD981022 072	BETTIS PROPERTY	1/2 ML. E OF BETTIS RD &	EARL	SPL
Cleveland	NONCD000 1414	C&C SCRAP METAL	1538 Bethlehem Road	Kings Mountain	Evaluation Pending
CLEVELAN D	NONCD000 2881	ARDEE/TRANSLITE	639 WASHBURN SWITCH RD	SHELBY	Voluntary (AA)
CLEVELAN D	NCD986180 909	SHELBY DYEING & FINISHING	1038 SAM LATTIMORE ROAD	SHELBY	SPL
CLEVELAN D	NCD986175 651	GLEN RAVEN MILLS	114 RAVEN CIRCLE	KINGS MOUNTAIN	NFA
CLEVELAN D	NONCD000 2970	ELLA MILL	1012 S WASHINGTON ST	SHELBY	Evaluation Pending
CLEVELAN D	NCN000404 801	CINDERELLA KNITTING MILLS	502 MITCHELL ST	KINGS MOUNTAIN	Evaluation Pending
CLEVELAN D	NCD981022 015	ADYLOTTE, JP ESTATE	SR 2214	EARL	NFA
CLEVELAN D	NCD981021 702	CAMP, LEONARD PROPERTY	SR 2226	EARL	SPL
CLEVELAN D	NONCD000 2996	DICEY MILLS	430 NEISLER ST	SHELBY	Evaluation Pending
Columbus	NONCD000 1942	JR HEATH PROPERTY	2146 OLD STAGE HWY (HWY87)	RIEGELWOOD	Evaluation Pending
COLUMBUS	NCSFN0406 906	OLD STAKE ROAD	OLD STAKE ROAD	CHADBOURN	NFA
COLUMBUS	NCD980557 847	KAISER ACME FARMARKET	SR 1870	RIEGELWOOD	SPL
COLUMBUS	NCSFN0407 144	CARTRETTE FIELD	HWY 401 S	CHADBOURN	NFA
COLUMBUS	NCD000813 600	GA-PACIFIC CORP CHIP-N-SAW	HIGHWAY 74 WEST	WHITEVILLE	NFA
COLUMBUS	NCD024459 471	GUYTON BATTERY SERVICE	HWY 401 S	CHADBOURN	SPL
Columbus	NONCD000 1538	CONFLANDEY INC.	3620 CHADBOURN HIGHWAY	WHITEVILLE	SPL
COLUMBUS	NONCD000 0057	WATTS, LEVI PROPERTY	103 FAIRBLUFF ROAD	TABOR CITY	NFA
COLUMBUS	NONCD000 1121	R & R PLATING	623 COLUMBUS APPAREL ST	WHITEVILLE	SPL
COLUMBUS	NCD080891 039	LACKEY INDUSTRIES WAREHOUSE	PINE LOG ROAD	WHITEVILLE	NFA
COLUMBUS	NONCD000 2669	STEPHENS TIRE FIRE	6721 CLARENDON CHADBOURN RD	CHADBOURN	Evaluation Pending
COLUMBUS	NONCD000 2819	PLANTER'S WAREHOUSE	1007 PIREWAY RD	TABOR CITY	NFA
COLUMBUS	NCSFN0406 962	VINEGAR HILL LEAD SITE	HWY 701 N	TABOR CITY	NFA
COLUMBUS	NONCD000 0062	S.R. 1943 BATTERY DUMP	S.R. 1943	NAKINA	NFA
COLUMBUS	NCD986166 460	CHADBOURN TIRE FIRE	WILSON, BROWN,2ND & 3RD	CHADBURN	NFA
COLUMBUS	NONCD000 1074	OLD FORD BLDG	FIFTH ST	TABOR CITY	SPL
COLUMBUS	NCD000813 543	GA-PACIFIC CORP/PANELBOARD	HIGHWAY US 74-76	WHITEVILLE	NFA
COLUMBUS	NCN000407 241	CHADBOURN BATTERY	US 76/74 & NC 410	CHADBOURN	NFA

Columbus	NONCD000 1726	Flowline Corp.	164 Industrial Drive	Whiteville	NFA w/ Restrictions
COLUMBUS	NONCD000 1178	PACKER PROPERTY	US 701 & JEWEL ST	WHITEVILLE	SPL
Columbus	NONCD000 2555	WHITEVILLE BUMPER & GLASS (FORMER)	824 Jefferson St	Whiteville	SPL
COLUMBUS	NCD047375 639	GA-PACIFIC CORP/TIMBER	WEST MAIN STREET	WHITEVILLE	NFA
COLUMBUS	NCD000813 667	GA-PACIFIC CORP/PLYWOOD	SR 1436	WHITEVILLE	NFA
COLUMBUS	NCD000828 616	USS AGRI-CHEMICALS FARM SERVICE	HWY 701	WHITEVILLE	SPL
COLUMBUS	NONCD000 2786	METAL RECYCLING SERVICES	5192 JAMES B WHITE HWY	WHITEVILLE	NFA
COLUMBUS	NCD000605 303	FEDERAL PAPER BOARD CO., INC.	865 JOHN L RIEGEL RD	RIEGELWOOD	SPL
CRAVEN	NCD003201 837	ENCEE CHEMICAL SALES, INC.	HWY 17 N	BRIDGETON	Voluntary (AA)
Craven	NONCD000 1274	ANTHONY SCARANO RESIDENCE (DEM- GW SITE)	HWY 55 WEST	NEW BERN	Evaluation Pending
CRAVEN	NONCD000 1032	COCA COLA BOTTLING WORKS INC	HIGHWAY 17	NEW BERN	NFA
CRAVEN	NONCD000 2906	BRIDGETON HARBOUR MARINA	1101 NORTH B ST	BRIDGETON	Evaluation Pending
CRAVEN	NCD003197 704	SALT WOOD PRODUCTS, INC.	11065 OLD HWY 70 W	COVE CITY	Evaluation Pending
CRAVEN	NCD003190 584	EVERHART LUMBER COMPANY	SR 1117	NEW BERN	NFA
CRAVEN	NONCD000 2883	BIDDLE STREET-1104	1104 BIDDLE ST	NEW BERN	Evaluation Pending
CRAVEN	NCD041466 806	PHILLIPS PLATING	US 17 HWY NORTH	BRIDGETON	SPL
CRAVEN	NONCD000 1209	APAC-NEW BERN ASPHALT PLANT	510 S GLENBURNIE RD	NEW BERN	NFA
CRAVEN	NCD981928 088	TEXFI INDUSTRIES, INC/NEW BERN	SR 1317/BOSCH STREET	NEW BERN	SPL
Craven	NONCD000 1828	HAVELOCK WASTEWATER TREATMENT	304 NORTH JACKSON DRIVE	NEW BERN	NFA
CRAVEN	NCD075550 517	SWISS BEAR INC/TEXACO INC.	200-208 E. FRONT ST	NEW BERN	NFA
CRAVEN	NONCD000 1059	HARRIS TRUCKING EQUIPMENT (FORMER)	5000 US HWY 70E	NEW BERN	NFA
CRAVEN	NONCD000 1054	WILLIAMS AUTO CENTER	401 D STREET	BRIDGETON	SPL
CRAVEN	NONCD000 2780	APAC-CLARKS ASPHALT PLANT	OLD US HWY 70	CLARKS	NFA
CRAVEN	NONCD000 1191	MIRACLE WATER REFINERS	HWY 70	HAVELOCK	Evaluation Pending
CRAVEN	NONCD000 3025	WORLD WOOD PRODUCTS	12045 OLD HWY 70 W	COVE CITY	SPL
Craven	NONCD000 1791	Graham Dixon Property	2100 Highway 17 North	Bridgeton	Evaluation Pending
Craven	NCR000179 606	N&B CO. - TERMINIX	2201 E US 70 HWY	JAMES CITY	Evaluation Pending
CRAVEN	NONCD000 3114	DL ROGERS CORP	1814 NEUSE BLVD	NEW BERN	Evaluation Pending
CRAVEN	NCD986197 259	NEW BERN COAL GAS PLANT	506 Tryon Palace Drive	NEW BERN	Voluntary (AA)
CRAVEN	NCD045924 065	AMF/HATTERAS YACHTS	110 N GLENBURNIE ROAD	NEW BERN	NFA w/ Restrictions
CRAVEN	NCD980848 840	SCOTT'S CREEK BATTERY SITE	402 HOWELL ROAD	NEW BERN	NFA
CRAVEN	NCD047371 794	COASTAL LUMBER CO	934 N CRAVEN ST	NEW BERN	SPL
CRAVEN	NCD981929 854	ROWES CORNER DRUM DUMP	SR'S 1615 AND 1617	ROWES CORNER	NFA
CRAVEN	NONCD000 3061	URETHANE INNOVATORS INC	403 INDUSTRIAL DR	NEW BERN	NFA w/ Restrictions
CRAVEN	NONCD000 1651	AMERICAN DEVELOPMENT CORP (FRMR)	1456 STATE CAMP RD	VANCEBORO	Evaluation Pending
CRAVEN	NCD003193 588	BARBOUR BOAT WORKS, INC.	527 TRYON PALACE DR	NEW BERN	Voluntary (AA)
CRAVEN	NONCD000 1350	PHOENIX RECYCLING	HWY 70 & PINE GROVE RD	HAVELOCK	Evaluation Pending
CUMBERLAND	NONCD000 1240	CHROME-RITE PLATING FACILITY	514 SOUTH EASTERN BLVD	FAYETTEVILLE	Evaluation Pending
CUMBERLAND	NONCD000 2909	PLANTERS CHEMICAL	636 ROBESON ST	FAYETTEVILLE	Evaluation Pending

CUMBERLAND	NONCD000 2993	PARKS BLDG SUPPLY/TERMINEX	OWEN DR & ENTERPRISE AVE	FAYETTEVILLE	Evaluation Pending
CUMBERLAND	NCD981932 072	BIDWELL FARM	SR 1609	LINDEN	NFA
CUMBERLAND	NCD003189 024	BORDEN CHEMICAL FAYETTEVILLE PLANT	1411 INDUSTRIAL DR	FAYETTEVILLE	Voluntary (AA)
CUMBERLAND	NONCD000 3162	JUDSON CHURCH ROAD TRUCK REPAIR	520 JUDSON CHURCH RD	FAYETTEVILLE	Evaluation Pending
CUMBERLAND	NONCD000 1736	CARGILL HEXANE RELEASE	1754 RIVER RD	FAYETTEVILLE	Evaluation Pending
Cumberland	NONCD000 1591	DAVID HALL (SZMANSKI) PROPERTY	5035 HADDOCK STREET	FAYETTEVILLE	Evaluation Pending
CUMBERLAND	NONCD000 1667	MCGILL'S MUFFLER SHOP	5860 YADKIN RD	FAYETTEVILLE	Evaluation Pending
Cumberland	NONCD000 1899	INESCO SITE	800 WHITFIELD RD.	FAYETTEVILLE	SPL
Cumberland	NONCD000 2169	NCDOT Asphalt Site #47/Barnhill	936 Shaw Mill Rd	Fayetteville	Evaluation Pending
Cumberland	NONCD000 1892	ICI/DUPONT	HWY 53 EAST (CEDAR CREEK)	FAYETTEVILLE	SPL
CUMBERLAND	NONCD000 1131	AMERICAN REFUSE SYSTEMS	MURCHISON RD	FAYETTEVILLE	Evaluation Pending
CUMBERLAND	NONCD000 1901	CROWN FORD FAYETTEVILLE	256 SWAIN ST	FAYETTEVILLE	Voluntary (AA)
CUMBERLAND	NONCD000 1199	COTTON FIRE DEPT	4618 CALICO ST	HOPE MILLS	NFA
CUMBERLAND	NCD981744 717	PARKER FARM	STRICKLAND BRIDGE SR 1403	FAYETTEVILLE	NFA
CUMBERLAND	NCD003198 934	FASCO INDUSTRIES, INC.	810 GILLESPIE ST	FAYETTEVILLE	NFA
CUMBERLAND	NONCD000 2900	VETERAN'S PARK	401 BRAGG BLVD	FAYETTEVILLE	NFA
CUMBERLAND	NCD088563 242	MONSANTO COMPANY/ROHM & HAAS	CEDAR CREEK RD	FAYETTEVILLE	SPL
Cumberland	NONCD000 2570	SWEETWATER MHP & BOBBY TAYLOR OIL COMPAN	SWEETWATER DRIVE	FAYETTEVILLE	SPL
CUMBERLAND	NCD981928 021	HOLLINGSWORTH PROPERTY	307 BROADFOOT AVE	FAYETTEVILLE	NFA
CUMBERLAND	NONCD000 3135	QUALITY CONCRETE	1587 WILMINGTON HWY	FAYETTEVILLE	Evaluation Pending
Cumberland	NONCD000 2345	PUROLATOR PRODUCTS, INC.	3200 NATAL STREET	FAYETTEVILLE	Voluntary (AA)
CUMBERLAND	NCD040047 425	PRILLAMAN CHEMICALS	334 WORTH STREET	FAYETTEVILLE	Voluntary (AA)
Cumberland	NONCD000 1342	BENTON TRUCK SERVICE	EASTERN BLVD.	FAYETTEVILLE	Evaluation Pending
CUMBERLAND	NCD041467 267	BLACK AND DECKER/GENERAL ELECTRIC	HWY 301 S	FAYETTEVILLE	NFA
Cumberland	NONCD000 1484	CHASON DIESEL INJECTION SERV.	2980 GILLESPIE ST.	FAYETTEVILLE	NFA
Cumberland	NONCD000 2702	WELLMAN FIBER INDUSTRIES	HWY 53	CEDAR CREEK	Evaluation Pending
CUMBERLAND	NCD000623 199	TEXACO INC/FAYETTEVILLE	992 SHAW MILL RD	FAYETTEVILLE	NFA
CUMBERLAND	NONCD000 0023	CAROLINA P&L CO. FAYETTEVILLE	CUMBERLAND RD & OWEN DR	FAYETTEVILLE	SPL
CUMBERLAND	NONCD000 3009	A&H CLEANERS	4515 BRAGG BLVD	FAYETTEVILLE	Evaluation Pending
CUMBERLAND	NONCD000 1849	BRIDGE NO. 116 REPLACEMENT @ CSX RR	HILLSBORO ST	FAYETTEVILLE	Evaluation Pending
CUMBERLAND	NCD986178 226	TEXFI INDUSTRIES, INC	601 HOFFER DRIVE	FAYETTEVILLE	SPL
CUMBERLAND	NCD986197 341	FAYETTEVILLE COAL GAS/RAY AVE	RAY AVENUE	FAYETTEVILLE	Voluntary (AA)
CUMBERLAND	NONCD000 3007	BRAGG BLVD SOLVENTS	BRAGG BLVD	FAYETTEVILLE	Evaluation Pending
CUMBERLAND	NONCD000 3066	YADKIN RD CIRCLE K	6489 YADKIN RD	FAYETTEVILLE	Evaluation Pending
CUMBERLAND	NONCD000 3019	PEPSI-COLA	131 PEPSI LANE	FAYETTEVILLE	NFA
Cumberland	NONCD000 1977	LAKE RIM SOLVENTS	RIM ROAD & SANDRA STREET	FAYETTEVILLE	Evaluation Pending
CUMBERLAND	NCD048958 615	KELLY-SPRINGFIELD TIRE CO/GOODYEAR	NAVASSA RD	FAYETTEVILLE	SPL
Cumberland	NONCD000 1378	BRENDA BAKER PROPERTY	HIGHWAY 301/SR 2243	HOPE MILLS	NFA
CUMBERLAND	NCD980502 892	CREEK BRIDGE/BORDEN CHEMICAL	US HWY 24-87 (GROVE ST)	FAYETTEVILLE	SPL

CUMBERLA ND	NCN000407 243	WOODYS SALVAGE YARD	4139 CLINTON RD	VANDER	SPL
CUMBERLA ND	NONCD000 3050	VALLEY MOTORS	3203 BRAGG BLVD	FAYETTEVILLE	Evaluation Pending
Cumberland	NONCD000 1410	BUTLER WARNER GENERATING PLANT	CLUSTER AVENUE (SR 1723)	FAYETTEVILLE	Evaluation Pending
CUMBERLA ND	NONCD000 2731	WADE-GODWIN LDFL	SISK-CULBRETH RD	WADE	NFA
CUMBERLA ND	NCD024548 133	CLARKE & PROCTOR TURPENTINE CO.	331-249 WORTH ST	FAYETTEVILLE	NFA
Cumberland	NONCD000 2670	VEMCO MUSIC-LAKE LYNN	3542 GILLESPIE STREET	FAYETTEVILLE	Evaluation Pending
CUMBERLA ND	NONCD000 2997	VANDER SOUTH 115KV SUBSTN	711 JOHN B CARTER RD	FAYETTEVILLE	Evaluation Pending
Currituck	NONCD000 3176	COROLLA CATTLE DIP	1215 PONTON LN	COROLLA	SPL
CURRITUCK	NONCD000 2640	POWELL'S POINT REST STOP (FRMR)	8364 CARATOKE HWY	POWELLS POINT	Evaluation Pending
CURRITUCK	NONCD000 3046	MOYOCK MUSCLE	CARATOKE HWY	MOYOCK	Evaluation Pending
CURRITUCK	NONCD000 1158	STATE LINE HONDA	134 CARATOKE HWY	MOYOCK	Evaluation Pending
CURRITUCK	NCD986166 726	CURRITUCK PHOSPHORUS	WST SIDE OF MEMORIAL BRDG	POINT HARBOR	NFA
Currituck	NONCD000 2193	NCDOT-FORMER ASPHALT TEST.#37	HWY 158 AT MAIME SR# SIDE ROAD	POWELLS POINT	Evaluation Pending
CURRITUCK	NCD980803 001	WHALEHEAD BEACH/SUSQUEHONNA CORP	COROLLA DRIVE	COROLLA	NFA
DARE	NCD986171 304	OREGON INLET BEACH CONTAINER	AT OREGON INLET		NFA
DARE	NC6570027 460	USAF DARE COUNTY RANGE SEYMOUR	HWY 264		NFA
Dare	NONCD000 2344	PUGHS CAR CARE CENTER	2209 SOUTH CROATAN HIGHWAY	NAGS HEAD	Evaluation Pending
DARE	NONCD000 1147	LIGHTHOUSE SERVICE CENTER	HWY 12 & LIGHTHOUSE RD	BUXTON	Evaluation Pending
DARE	NC1690308 233	CAPE HATTERAS NATIONAL SEASHORE		RODANTHE	NFA
DARE	NONCD000 1768	DECATUR PARTNERSHIP SITE	1013 US 264/64	MANTEO	NFA
Dare	NONCD000 2130	NCDOT - FORMER ASPHALTIC TESTING SITE 62	OFF DRIFTWOOD DRIVE	MANTEO	Evaluation Pending
DARE	NCD986191 799	MANTEO DRUM SITE		MANTEO	NFA
DARE	NONCD000 2499	KILL DEVIL HILLS AMOCO	US 158 & EDEN ST	KILL DEVIL HILLS	Evaluation Pending
Dare	NONCD000 2032	MARION KULICK - FORMER CATTLE DIP VAT	JUNIOR ROAD	FRISCO	Evaluation Pending
DARE	NONCD000 1640	NAGS HEAD SHELL	3643 S CROATAN HWY	NAGS HEAD	NFA
Dare	NONCD000 1411	CAROLINA TELEPHONE-BUXTON	48161 NC 12 HWY	BUXTON	Evaluation Pending
DARE	NONCD000 1043	CAPE HATTERAS SCHOOL	HIGHWAY 12	BUXTON	NFA
DAVIDSON	NCD115990 574	JMC PLATING	PROSPECT INDUSTRIAL PARK	LEXINGTON	NFA
DAVIDSON	NONCD000 1034	SALEM ST RESIDENTIAL DUMP	125 SALEM ST	THOMASVILLE	Evaluation Pending
Davidson	NONCD000 1707	FAMILY BOAT CENTER BADIN LAKE	HWY 49 @ HWY 8	BADIN LAKE	NFA
Davidson	NONCD000 1370	BOWERS ESTATE	107 S. Urban Street	Thomasville	Evaluation Pending
Davidson	NONCD000 3181	THOMASVILLE PLANT B	310 FISHER FERRY ST	Thomasville	Evaluation Pending
DAVIDSON	NONCD000 2963	CARTER LUMBER	747 OLD HARGRAVE RD	LEXINGTON	Evaluation Pending
DAVIDSON	NCD991278 581	BURLINGTON FURNITURE/LUMBER PL	US 64 EAST	LEXINGTON	SPL
DAVIDSON	NONCD000 1202	INGRAM PLYWOOD INC	718 BASSETT DRIVE	THOMASVILLE	Evaluation Pending
DAVIDSON	NCD060298 809	CLASSIC FURNITURE CORPORATION	ZION CHURCH RD	THOMASVILLE	NFA
Davidson	NONCD000 3205	EVERHART TIRE NON-UST	806 N MAIN ST	LEXINGTON	Evaluation Pending
DAVIDSON	NCD000616 334	LILLY CO. DRUM RECOND PLANT	TRINITY AVENUE	THOMASVILLE	NFA
DAVIDSON	NCD003235 066	NEW AGE FURNITURE CO/MILLER TOOL	PROSPECT INDUSTRIAL PARK	LEXINGTON	SPL

DAVIDSON	NC0001763 366	BYERLY DRUM	501 & 503 OAK AVENUE	LEXINGTON	NFA
DAVIDSON	NCD039129 697	DUPONT EI DE NEMOURS & CO.	ROUTE 8	DENTON	NFA
Davidson	NONCD000 1332	BELL RESIDENCE, JOHN	1508WHITEHART SCH.	THOMASVILLE	Evaluation Pending
DAVIDSON	NONCD000 0084	THERMO PRODUCTS, INC.	800 JONES STREET	DENTON	SPL
DAVIDSON	NCD003214 574	SPRUANCE SOUTHERN, INC.	115 E ELLER DR		SPL
Davidson	NONCD000 2136	NCDOT - SITE NO 16 LEXINGTON ASPHALT	CITY DUMP ROAD	LEXINGTON	Evaluation Pending
Davidson	NONCD000 1727	FOAM TECH, INC.	117 CEDAR LANE DRIVE	LEXINGTON	Evaluation Pending
DAVIDSON	NCD003216 413	RALEIGH ROAD FURNITURE CORP/STANLEY	802 WEST CENTER ROAD	LEXINGTON	SPL
DAVIDSON	NONCD000 0067	ASTOR DELK		DENTON	NFA
DAVIDSON	NCD982115 370	TRIPLE PLATING, INC	27 W MAIN ST	THOMASVILLE	NFA
DAVIDSON	NCD077827 244	FLEET TRANSPORT CO., INC.	1820 S MAIN ST	LEXINGTON	NFA
DAVIDSON	NCD003233 756	MASONITE CORP. CUSTOM COMPONENT	200 MASON WAY	THOMASVILLE	NFA
DAVIDSON	NCD077821 296	SOUTHERN RESIN/US INDUSTRIES INC	1510 DENTON ROAD	THOMASVILLE	SPL
Davidson	NONCD000 1552	COUNCIL PLANT 2-DENTON	1156 North Main Street	Denton	NFA
Davidson	NONCD000 2486	SNYDER RESIDENCE, ROY	3142NEW CUT RD.	LEXINGTON	Evaluation Pending
DAVIDSON	NONCD000 1050	LEXINGTON FURNITURE IND. PLNT NO 12	3301 COTTON GROVE LANE	LEXINGTON	SPL
DAVIDSON	NONCD000 1049	LEXINGTON FURNITURE IND. PLNT NO 7	178 LFI COMPLEX LANE	LEXINGTON	SPL
DAVIDSON	NONCD000 1048	LEXINGTON FURNITURE IND. PLNT NO 2	3979 OLD LINWOOD ROAD	LEXINGTON	SPL
Davidson	NONCD000 2303	PIEDMONT METALS	OLD HWY 29	LEXINGTON	Evaluation Pending
DAVIDSON	NCD077838 589	THOMASVILLE FOREST PRODUCTS	CLARKSBURY CHRUCH ROAD	THOMASVILLE	SPL
DAVIDSON	NCSFN0407 140	CARDINAL CONTAINER SERVICES	138 WALSER ROAD	LEXINGTON	SPL
DAVIDSON	NCD986197 358	LEXINGTON COAL GAS PLANT	SR 2001-GAS PLANT ROAD	LEXINGTON	Voluntary (AA)
DAVIDSON	NONCD000 2691	DIAMONDBACK PRODUCTS, INC	40 W 12TH AVE	LEXINGTON	Evaluation Pending
Davie	NONCD000 1706	FALLIES DRY CLEANING	SOUTH MAIN ST. @ SALISBURY ST.	MOCKSVILLE	Evaluation Pending
DAVIE	NCD981928 385	JOHN DEERE TRACTOR	HWY 601 AND SR 1413	MOCKSVILLE	SPL
DAVIE	NONCD000 0092	FUNDER AMERICA	200 FUNDER RD	MOCKSVILLE	Voluntary (AA)
DAVIE	NONCD000 2123	ERWIN MILLS #3	314 MAIN ST	COOLEEMEE	Evaluation Pending
DAVIE	NONCD000 2856	TOWN OF MOCKSVILLE MAINTENANCE SHOP	337 SANFORD AVE	MOCKSVILLE	NFA
Davie	NONCD000 2595	THOMSON CROWN WOOD PRODCUTS	390 Bethal Church Road	Mocksville	Evaluation Pending
DUPLIN	NCD000773 515	GA-PACIFIC CORP/HDWD SAW	SR 1301	BOWDENS	NFA w/ Restrictions
Duplin	NONCD000 1790	GRADY FARM SERVICE	WARREN RD(NCSR 1301)	FAISON	Evaluation Pending
Duplin	NONCD000 1595	DEANS PICKLES, FMR CATES	354 N. FAISON AVE.	FAISON	SPL
DUPLIN	NONCD000 1453	WALLACE SOLVENT CONTAMINATION	114 E MAIN ST	WALLACE	Evaluation Pending
DUPLIN	NCD000776 732	SAFETY-KLEEN CORP 3-031-02	HWY 41W	WALLACE	NFA
DUPLIN	NCD003200 656	FEATHER PROCESSORS, INC	HWY 117 NORTH	ROSE HILL	SPL
Duplin	NONCD000 2543	STEEVECOKNIT FABRICS COMPANY	601 WILMINGTON ROAD	WALLACE	SPL
Durham	NONCD000 2769	WYNNE, MAY PROPERTY (FORMER)	905 DANBURY ST	DURHAM	NFA
Durham	NONCD000 2321	PONDVIEW LANE	PONDVIEW LANE	DURHAM	Evaluation Pending
Durham	NONCD000 1826	HARRIS SEMICONDUCTOR FACILITY(SEE COMMEN	3026 CORNWALLIS RD	RTP	Evaluation Pending

DURHAM	NONCD000 2782	NELLO TEER-CAMDEN AVE	1435 CAMDEN AVE	DURHAM	Evaluation Pending
DURHAM	NC4210021 891	USA RESERVE XVIII AIRBORNE CORPS	1228 CARROLL ST	DURHAM	NFA
DURHAM	NCD037160 116	SCM-GLIDDEN METAL FINISHERS	2601 WECK DRIVE	RTP	NFA
DURHAM	NCD986171 098	DUKE UNIVERSITY TRANSFORMER STORAGE	TOWERVIEW & WANNAMAKER	DURHAM	NFA
DURHAM	NCD001493 931	WECK, EDWARD INC.	WECK DR	RTP	Voluntary (AA)
DURHAM	NCD084172 469	AIRCO INDUSTRIAL GASES	TRIANGLE DRIVE	RTP	NFA
Durham	NONCD000 2094	BEASLEY AVE WELLS	3034-3036 HOLLOWAY STREET	DURHAM	Evaluation Pending
DURHAM	NCD991278 524	ENVIRONMENTAL RECYCLING CO.	1901 PEABODY ST	DURHAM	NFA
DURHAM	NCD091568 279	CONTINENTAL FOREST IND/FEDERAL PAPER	923 FRANKLIN STREET	DURHAM	NFA
DURHAM	NONCD000 2965	CLASSIC TOYOTA	4513 CHAPEL HILL RD	DURHAM	Evaluation Pending
Durham	NONCD000 2338	PSNC OPERATIONS AND GARAGE	3001 HARVARD AVENUE	DURHAM	Evaluation Pending
Durham	NONCD000 2449	SCARBOROUGH & HARGETT FUNERAL HOME	306 SOUTH ROXBORO STREET	DURHAM	NFA
DURHAM	NONCD000 2078	ROCHELLE STREET WELLS	2505 ROCHELLE ST	DURHAM	Evaluation Pending
Durham	NCN000410 370	BECKMANN DURHAM SANDEFUR	3333 INDUSTRIAL DRIVE	DURHAM	Evaluation Pending
DURHAM	NCD986171 072	BURNHAM SERVICE CORP.	3211 MAIMI BOULEVARD	DURHAM	NFA
DURHAM	NCD986171 080	GLIDDEN PAINT	2717 WECK DRIVE	DURHAM	NFA
DURHAM	NCD986171 064	COLEJON MECHANICS	3002 BRUNSON ROAD	DURHAM	NFA
DURHAM	NCD075582 197	AMORE/WORTH CHEMICAL	2418 EAST PETTIGREW ST	DURHAM	SPL
DURHAM	NCD072018 252	GENERAL ELECTRIC CO/MED STEAM TURBIN	OLD RALEIGH RD	DURHAM	SPL
DURHAM	NCD986188 878	SUPREME FINISHING	FOUNTAIN STREET	DURHAM	NFA
DURHAM	NONCD000 2870	RPM NISSAN	3930 CHAPEL HILL BLVD	DURHAM	Evaluation Pending
DURHAM	NC6680090 002	US EPA TECH CENTER	HIGHWAY 54 & ALEXANDER DR	RTP	NFA
Durham	NONCD000 2219	NORTHERN TELECOM-CEM.TANK SOLV	4600 EMPEROR BLVD.	MORRISVILLE	Evaluation Pending
Durham	NONCD000 3231	Washington St PCE	802 Washington St	DURHAM	Evaluation Pending
DURHAM	NCD991278 714	CAROCHEM, INC.	540 GULF ST	DURHAM	SPL
DURHAM	NCD986215 465	JMC USA INC	ONE INNOVATION DR	RTP	Voluntary (AA)
DURHAM	NCD080885 551	DAUGHERTY CHEMICAL COMPANY	307 WALKER STREET	DURHAM	SPL
Durham	NONCD000 1843	HERCULES	9 DAVIS DRIVE	DURHAM	SPL
Durham	NONCD000 1869	HOOVER ROAD CONTAMINATION	211 SOUTH HOOVER ROAD	DURHAM	SPL
DURHAM	NCN000410 852	DANNY ROBERTS/INTERSTATE BP	2815 WAYCROSS RD	DURHAM	Evaluation Pending
DURHAM	NONCD000 2858	DURHAM PUBLIC SERVICE CO PROP (FORMER)	309 BLACKWELL ST	DURHAM	Evaluation Pending
Durham	NCD047372 503	BRENNTAG/SOUTHCHEM	2000 E. PETTIGREW ST.	DURHAM	Evaluation Pending
DURHAM	NC9210022 787	USA RESERVE XVIII AIRBORNE CORPS	724 FOSTER ST	DURHAM	NFA
Durham	NONCD000 2085	MITSUBISHI ELECTRONICS	THREE DIAMOND LANE	DURHAM	Voluntary (AA)
Durham	NCD065655 599	GLAXOSMITHKLINE	FIVE MOORE DRIVE	DURHAM	NFA
DURHAM	NONCD000 2873	NELLO TEER QUARRY-DENFIELD	5013 DENFIELD ST	DURHAM	Evaluation Pending
DURHAM	NONCD000 1739	HILLS @ SOUTHPOINT LOTS 128 & 129	SOUTH BEND DR	DURHAM	NFA
DURHAM	NONCD000 3108	NC HWY 54 CONTAMINATION	4001 and 4151 East NC Hwy 54	DURHAM	Evaluation Pending
Durham	NONCD000 2278	PBM GRAPHICS	4900 PROSPECTUS DRIVE	Durham	NFA

DURHAM	NCD980515308	UNIVERSITY OF NC AT CHAPEL HILL	FINLEY GOLF COURSE RD		Evaluation Pending
Durham	NONCD0002519	SPEIGHTS AUTO SERVICE CENTER	4723 FAYETTEVILLE ROAD	DURHAM	NFA
DURHAM	NCD980503148	SOUTHCHEM LANDFILL	722 EAST MARKHAM AVE	DURHAM	SPL
Durham	NONCD0003194	DURHAM MAIN SUBSTATION	947 WASHINGTON ST	DURHAM	Evaluation Pending
DURHAM	NONCD0002650	WHITNEY ENTERPRISES	814 MIDLAND TERRACE	DURHAM	Evaluation Pending
Durham	NONCD0001639	DUKE MEDICAL CENTER (BELL BUILDING)	TRENT DRIVE	DURHAM	Evaluation Pending
DURHAM	NONCD0003107	RIGSBEE AVE CR IN SOIL	730 and 723 Rigsbee Avenue; 62	DURHAM	Evaluation Pending
Durham	NONCD0002627	TRIANGLE FURNITURE STRIPPING	1221 & 1179 W NC 54 HWY	DURHAM	Evaluation Pending
DURHAM	NONCD0003133	CHATHAM PLAZA PROPERTIES	1108 E MAIN ST	DURHAM	NFA
DURHAM	NONCD0003138	CLASSIC CLEANERS	5300 N ROXBORO ST	DURHAM	NFA
DURHAM	NCD003198520	HONEYWELL, INC	921 HOLLOWAY STREET	DURHAM	SPL
DURHAM	NCD003196193	PIFER INDUSTRIES, INC.	2210 E PETTIGREW ST	DURHAM	SPL
DURHAM	NCD000813519	DUKE UNIVERSITY	HWY 751 GATE 11	DURHAM	Voluntary (AA)
Durham	NONCD0001404	BURLINGTON INDUSTRIES (FORMER)	WEST MAIN ST	DURHAM	Evaluation Pending
Durham	NONCD0002693	WAND, JOSEPH PROPERTY	2501 ENGLEWOOD DRIVE	DURHAM	Evaluation Pending
Durham	NONCD0003202	N ROXBORO ST PCE	5258 N ROXBORO ST	DURHAM	Evaluation Pending
DURHAM	NCD097724009	LIGGETT AND MYERS COMPANY	700 W MAIN ST	DURHAM	NFA
Durham	NONCD0002261	PANTRY 4024	5274 NORTH ROXBORO ROAD	DURHAM	NFA
DURHAM	NONCD0000020	TRIANGLE CHURCH OF CHRIST	STATE ROAD 1110	RTP	NFA
DURHAM	NONCD0001192	EAKES CLEANERS (FORMER)	827 W MORGAN ST	DURHAM	SPL
DURHAM	NCD980839716	RIVERDALE HOMES/EARL GETTS	404 RIVERDALE DRIVE	DURHAM	NFA
Durham	NONCD0002047	MATTHEWS, VC RESIDENCE	3426 HIGHWAY 55	DURHAM	Evaluation Pending
DURHAM	NCD986173938	DURHAM GAS PLANT	812 Mallard Avenue	DURHAM	Voluntary (AA)
DURHAM	NCD980600274	UNION CARBIDE CORP/AGRIC PROD	2 - TW ALEXANDER DR	RTP	NFA
DURHAM	NONCD0001341	FREUDENBERG NONWOVENS (FRMR)	3440 INDUSTRIAL DR	DURHAM	Evaluation Pending
Durham	NONCD0001337	BENCHMARK MATERIALS	311 S. PLUM ST	DURHAM	Evaluation Pending
DURHAM	NONCD0003157	UNIVERSITY FORD	601 WILLARD ST	DURHAM	Evaluation Pending
DURHAM	NONCD0003096	HUNT ST CHROMIUM CONTAMINATION	214 AND 216 HUNT ST	DURHAM	Evaluation Pending
EDGECOMBE	NCD003183167	LONG MANUFACTURING	111 FAIRVIEW STREET	TARBORO	SPL
EDGECOMBE	NONCD0002522	JIFFY MART	1801 N RALEIGH ST	ROCKY MOUNT	SPL
Edgecombe	NONCD0001273	ANSELL HEALTHCARE	2906 ANACONDA ROAD	TARBORO	Voluntary (AA)
Edgecombe	NONCD0002378	REA CONSTRUCTION-ROCKY MOUNT	1970 TANNER RD	ROCKY MOUNT	SPL
Edgecombe	NONCD0002196	NEVAMAR DECORATIVE SURFACES	2901 ANACONDA ROAD	TARBORO	NFA
EDGECOMBE	NONCD0002054	PINETOPS JENKINS CLEANERS	106 S 2ND ST	PINETOPS	Evaluation Pending
Edgecombe	NONCD0002319	POLYLOK, INC./WELLINGTON SEARS	3006 ANACONDA RD.	TARBORO	SPL
EDGECOMBE	NCD980842413	WILKINSON PROPERTY BATTERY SITE	3552 COOL SPRING ROAD	ROCKY MOUNT	NFA
EDGECOMBE	NONCD0000046	BRYANT, ROY PROPERTY	SR 1149 & 1006	SHARPSBURG	NFA
EDGECOMBE	NONCD0001386	SUPERIOR ESSEX	2801 ANACONDA RD	TARBORO	Evaluation Pending
Edgecombe	NONCD0001783	GNS EXPRESS MART	1637 BARNES ST	ROCKY MOUNT	NFA

EDGECOMB E	NCD041466 525	ROCKY MOUNT FIBER DUMP	ATLANTIC AVE EXTENSION	ROCKY MOUNT	SPL
EDGECOMB E	NCD040028 011	TRINITY INDUSTRIES, INC.	1529 VANCE ST	ROCKY MOUNT	NFA
EDGECOMB E	NC8210021 624	USA RESERVE XVIII AIRBORNE CORPS	804 FAIRVIEW RD	ROCKY MOUNT	NFA
EDGECOMB E	NCD054412 283	BLACK & DECKER PLANT (FORMER)	3301 MAIN ST	TARBORO	Voluntary (AA)
Edgcombe	NONCD000 2405	RIVENBARK RESIDENCE	1831 VANCE ST.	ROCKY MOUNT	Evaluation Pending
EDGECOMB E	NCD981932 023	TARBORO-EDGECOMBE AIRPORT	HWY 44	TARBORO	SPL
EDGECOMB E	NCD980838 726	DAVENPORT CREOSOTE	SR 1201	PINETOPS	NFA
Edgcombe	NONCD000 1986	LEBANON UNLOADING STATION	VANCE STREET	ROCKY MOUNT	Evaluation Pending
Edgcombe	NONCD000 1310	BAILEY RESIDENCE	2704 ANACONDA ROAD	TARBORO	Evaluation Pending
EDGECOMB E	NCD095118 212	GENERAL FOAM PLASTICS CORPORATION	501 DANIEL ST EXT	TARBORO	NFA
Edgcombe	NONCD000 3190	ATLANTIC AVE METALS	1110 ATLANTIC AVE	ROCKY MOUNT	Evaluation Pending
Forsyth	NONCD000 1671	EDWARDS SEAT COVERS - SOLVENT	847 N. LIBERTY STREET	WINSTON-SALEM	Evaluation Pending
FORSYTH	NONCD000 2238	TERMINEX PEST CONTROL	3495 LEO ST	WINSTON-SALEM	Evaluation Pending
FORSYTH	NONCD000 2291	PEPSI COLA - WINSTON-SALEM	3425 MYER LEE DRIVE	WINSTON-SALEM	NFA
Forsyth	NONCD000 1749	GARDNER ASPHALT	1664 MARTIN LUTHER KING DR.	WINSTON-SALEM	NFA
Forsyth	NONCD000 2285	PENN ENGINEERING	2400 LOWERY STREET	WINSTON-SALEM	NFA
Forsyth	NONCD000 2134	NCDOT - SITE #9 PAPCO ASPHALT	SR 1120	WINSTON-SALEM	Evaluation Pending
Forsyth	NONCD000 1734	FORSYTH PARTNERS - WAUGHTOWN	595 WAUGHTOWN ST.	WINSTON-SALEM	Evaluation Pending
Forsyth	NONCD000 2138	NCDOT - SITE #24 RAMEY CONST. ASPHALT	PATTERSON AVE.	WINSTON-SALEM	Evaluation Pending
Forsyth	NONCD000 2010	LINK ROAD SITE	1725 LINK ROAD	WINSTON-SALEM	Evaluation Pending
Forsyth	NONCD000 2003	Liberty Group	709 N. Main Street	Winston-Salem	NFA
FORSYTH	NONCD000 1794	PATTERSON AVE SOLVENTS	PATTERSON AVE	WINSTON-SALEM	Evaluation Pending
Forsyth	NONCD000 2246	OVERDALE ROAD TRANSFER STATION (PROPOSED)	OVERDALE ROAD	WINSTON-SALEM	NFA
Forsyth	NONCD000 1711	FAWLKES, R. - FENNEL ST.	FENNEL ST.	KERNERSVILLE	Evaluation Pending
Forsyth	NONCD000 2146	NCDOT - SITE #55 PAPCO-SHERRILL ASPHALT	CRAFT DRIVE	WINSTON-SALEM	Evaluation Pending
FORSYTH	NONCD000 1691	PARKWAY SHELL STATION-QUALITY OIL	1630 SILAS CREEK PKWY	WINSTON-SALEM	Evaluation Pending
Forsyth	NONCD000 1720	FLEET SUPPLY COMPANY - NONUST	2744 W. MOUNTAIN ST.	WINSTON-SALEM	Evaluation Pending
FORSYTH	NONCD000 1713	CARDINAL SHOPPING CENTER	2200 W CLEMMONSVILLE RD	WINSTON-SALEM	NFA
Forsyth	NONCD000 2229	OGBURN DRY CLEANERS (FORMER)/ONE HOUR	4318 OLD WALKERTOWN ROAD	WINSTON-SALEM	Evaluation Pending
FORSYTH	NONCD000 1987	FAIRWAY ONE STOP NO. 5	1253 N LIBERTY ST	WINSTON-SALEM	Evaluation Pending
FORSYTH	NONCD000 1966	28TH STREET TCE CONTAMINATION	2500 BLOCK OF STOKES AVE	WINSTON-SALEM	Evaluation Pending
Forsyth	NONCD000 2218	NORTH LIBERTY STREET PROPERTY @ SAMS CUR	4215 N Liberty St	WINSTON-SALEM	Evaluation Pending
FORSYTH	NONCD000 2205	AMP,INC-BLDG 090	375 W BODENHAMER ST	KERNERSVILLE	Evaluation Pending
Forsyth	NONCD000 1700	FAIRCHILD INDUSTRIAL PRODUCTS CO.	3920 WESTPOINT BLVD.	WINSTON-SALEM	Voluntary (AA)
Forsyth	NONCD000 1868	HOOKE FURNITURE CORP. - NONUST	210 N. MAIN ST.	KERNERSVILLE	NFA
Forsyth	NONCD000 2328	PRECISION CONCEPTS GROUP	2701 BOULDER PARK COURT	WINSTON-SALEM	NFA
Forsyth	NONCD000 2145	NCDOT - SITE #54 THOMPSON ARTHUR ASPHALT	2805 INDIANA AVE.	WINSTON-SALEM	Evaluation Pending
FORSYTH	NCD044515 211	HAYES-ALBION CORP/BRIGGS-SHAFFNER	3760 KIMWELL DR	WINSTON-SALEM	SPL
FORSYTH	NCD024895 864	STEWART-WARNER CORP/BASSICK- SACK	2941 INDIANA AVE	WINSTON-SALEM	Voluntary (AA)

FORSYTH	NONCD000 3039	MODERN INFINITI	1500 PETERS CREEK PKWY	WINSTON-SALEM	Evaluation Pending
FORSYTH	NCD991278 680	CHEMCRAFT/SADOLIN PAINT PRODUCTS	3950 NEW WALKERTOWN RD	WINSTON-SALEM	SPL
FORSYTH	NCD053487 765	STRATFORD METAL FINISHINGS, INC.	807 S MARSHALL ST	WINSTON-SALEM	SPL
FORSYTH	NONCD000 2793	H&S OIL COMPNAY	5280 HIGHT POINT RD	KERNERSVILLE	Evaluation Pending
FORSYTH	NCD053485 991	VARCO-PRUDEN BUILDINGS	1140 PERRY RD	KERNERSVILLE	Voluntary (AA)
FORSYTH	NCN000407 364	QUARTER MASTER AUTO DETAIL	1239 OLD SALEM RD	KERNERSVILLE	NFA
FORSYTH	NCN000407 491	P&B DISTRIBUTION CHEMICAL FIRE	744 CHATHAM RD	WINSTON-SALEM	NFA
Forsyth	NONCD000 1469	CENTRAL PARK-SALEM AVENUE	CITY YARD DR	WINSTON-SALEM	Evaluation Pending
FORSYTH	NONCD000 3076	NORTH LIBERTY ST SOLVENTS 1100 BLK	1100 BLK NORTH LIBERTY ST	WINSTON-SALEM	Evaluation Pending
FORSYTH	NCD060294 139	A CLEANER WORLD	1221 W ACADEMY ST	WINSTON-SALEM	Evaluation Pending
FORSYTH	NONCD000 3078	NORTH PATTERSON AVE SOLVENTS 3500 BLK	3591 N PATTERSON AVE	WINSTON-SALEM	Evaluation Pending
FORSYTH	NONCD000 2829	TWIN CITY INDUSTRIAL CENTER	800 CHATHAM RD	WINSTON-SALEM	Evaluation Pending
Forsyth	NONCD000 2746	WINSTON-SALEM BUSINESS, INC.	3190 CENTRE PARK BLVD.	WINSTON-SALEM	NFA
Forsyth	NONCD000 2738	WILSON PEST CONTROL	401 WEST END BOULEVARD	WINSTON-SALEM	Evaluation Pending
FORSYTH	NONCD000 2737	CAYUGA ST & N LIBERTY ST PCE	4212 N GLENN AVE	WINSTON-SALEM	Evaluation Pending
FORSYTH	NCD044514 602	RJR ARCHER, INC.	CUNNINGHAM AVE	WINSTON-SALEM	SPL
FORSYTH	NONCD000 2972	TRIUMPH ACTUATION SYSTEMS	4520 HAMPTON RD	CLEMMONS	Evaluation Pending
FORSYTH	NONCD000 0017	FLAKT PRODUCTS	200 LOWERY STREET	WINSTON-SALEM	Voluntary (AA)
FORSYTH	NCD986188 845	WINSTON-SALEM COAL GAS PLANT NO. 1	BETWEEN EAST 3RD & 4TH	WINSTON-SALEM	Voluntary (AA)
FORSYTH	NONCD000 3089	WEST 7TH ST GROUNDWATER PCE CONTAMINATIO	310 WEST 7TH STREET	WINSTON-SALEM	Evaluation Pending
FORSYTH	NCD041230 418	AMP INCORPORATED	3900 REIDSVILLE ROAD	WINSTON-SALEM	SPL
FORSYTH	NONCD000 1035	DUKE ENERGY-WINSTON-SALEM POWER DELIVERY	1198 SOUTH BROAD STREET	WINSTON-SALEM	NFA
FORSYTH	NONCD000 2765	DUDLEY PRODUCTS	1080 OLD GREENSBORO RD	KERNERSVILLE	Evaluation Pending
FORSYTH	NCD083629 196	AMERICAN INKS & COATINGS CORP.	3755 KIMWELL DR	WINSTON-SALEM	NFA
FORSYTH	NONCD000 2964	1400 BLOCK S MAIN ST SOLVENTS	1400 BLOCK S MAIN ST	WINSTON-SALEM	Evaluation Pending
FORSYTH	NONCD000 2945	HANESBRANDS INDUSTRIAL FACILITY	700 SOUTH STRATFORD RD	WINSTON-SALEM	Evaluation Pending
FORSYTH	NONCD000 2974	EAST 27TH ST METALS CONTAMINATION	740 E 27TH ST	WINSTON-SALEM	Evaluation Pending
FORSYTH	NONCD000 2937	I-40 INDUSTRIAL PARK	1640 LOWERY ST	WINSTON-SALEM	Evaluation Pending
FORSYTH	NONCD000 2975	OLD LEXINGTON RD PCE CONTAMINATION	2350-2390 OLD LEXINGTON RD	WINSTON-SALEM	Evaluation Pending
FORSYTH	NONCD000 2935	SPATCO FACILITY	1680 LOWRY ST	WINSTON-SALEM	Evaluation Pending
FORSYTH	NONCD000 2933	FAIRCHILD RD SOLVENT-BOWEN BRANCH	1105 FAIRCHILD RD	WINSTON-SALEM	Evaluation Pending
FORSYTH	NCD980729 479	CAROLAWN COMPANY	1426 W MOUNTAIN ST	KERNERSVILLE	SPL
FORSYTH	NONCD000 2926	REICH ST PESTICDE-PAH CONTAMINATION	4000 BLOCK REICH ST	WINSTON-SALEM	Evaluation Pending
FORSYTH	NCD980844 518	AMP INCORPORATED	4798 KINNAMON ROAD	CLEMMONS	Evaluation Pending
FORSYTH	NCD986232 163	JSC GRAPHIC ARTS	300 PERIMETER BLVD	WINSTON-SALEM	NFA
FORSYTH	NCD982101 966	COLLINGWOOD FURNITURE INDUSTRIES	1665 MARTIN LUTHER KING D	WINSTON-SALEM	NFA
FORSYTH	NONCD000 0071	STROH BREWERY CO	4000 OLD MILWAUKEE LANE	WINSTON-SALEM	Evaluation Pending
FORSYTH	NCD081428 104	SUN CHEM CORPORATION/GPI DIV	2400 OLD LEXINGTON ROAD	WINSTON-SALEM	NFA
FORSYTH	NONCD000 2864	CONSIGNMENT FURNITURE	599 S STRATFORD RD	WINSTON-SALEM	NFA

FORSYTH	NCD081427 890	CAROLINA METALIZING CO., INC.	1925 VARGRAVE STREET	WINSTON-SALEM	NFA
FORSYTH	NONCD000 3011	DAVIS ACRES LANE	DAVIS ACRES LANE	WINSTON-SALEM	Evaluation Pending
FORSYTH	NCD986176 444	STROH/CHITTY FARM	5066 OVERDALE RD	WINSTON-SALEM	SPL
FORSYTH	NONCD000 3013	BURK ST SOLVENTS	1020 BURK ST	WINSTON-SALEM	Evaluation Pending
FORSYTH	NCD067441 394	RJR ARCHER, INC.	220 EAST POLO ROAD	WINSTON-SALEM	Evaluation Pending
FORSYTH	NCN000409 780	INDUSTRIAL METAL ALLOY	20 E ACADIA AVE	WINSTON-SALEM	SPL
Forsyth	NONCD000 2349	QUALIFIED METAL - OLD WINSTON	950 OLD WINSTON RD.	WINSTON-SALEM	Evaluation Pending
FORSYTH	NCD986188 852	WINSTON-SALEM COAL GAS PLANT NO. 2	HIGH STREET & BRANCH AVE	WINSTON-SALEM	Voluntary (AA)
FORSYTH	NONCD000 2980	WARREN CLEANERS	127 CHURCH LANE	KENERSVILLE	Evaluation Pending
FORSYTH	NCD000616 474	REYNOLDS RJ TOBACCO COMPANY	7TH ST & LINDEN ST	WINSTON-SALEM	NFA
Forsyth	NONCD000 2442	SANDERSON NISSAN-NONUST	3475 MYER LEE DRIVE	WINSTON-SALEM	Evaluation Pending
Forsyth	NONCD000 2628	TRIANGLE MACHINE & ELECTRONICS	705 N.MAIN STREET	KERNERSVILLE	Evaluation Pending
Forsyth	NONCD000 2438	SALEM UNIFORM SERVICES FACILITY	4015 NORTH CHERRY STREET	WINSTON-SALEM	Voluntary (AA)
Forsyth	NONCD000 2437	SALEM ELECTRIC	801 BETHESDA ROAD	WINSTON-SALEM	Evaluation Pending
FORSYTH	NONCD000 1408	CARTER G. WOODSON CHARTER SCHOOL	420 GOLDFLOSS ST	WINSTON-SALEM	Evaluation Pending
Forsyth	NONCD000 2431	RUS	3775 INDUSTRIAL DR.	WINSTON-SALEM	Voluntary (AA)
FORSYTH	NCD002560 159	THIELE-ENGDAHL, INCORPORATED	1100 FAIRCHILD RD	WINSTON-SALEM	NFA
Forsyth	NONCD000 3182	LIBERTY ST METALS	3305 N LIBERTY ST	Winston Salem	Evaluation Pending
FORSYTH	NCD000813 501	UNITED FURNITURE INDUSTRIES	401 W HANES MILL BLVD	WINSTON-SALEM	Evaluation Pending
Forsyth	NONCD000 2445	SANTARO HOT MIX ASPHALT PLANT	INTERSECTION OF NC HIGHWAY 66	KERNERSVILLE	Evaluation Pending
FORSYTH	NCD000770 487	JOHNSON CONTROLS GLOBE BATTERY	2701 Johnson Controls Drive	Kernersville	NFA
Forsyth	NONCD000 2439	SALVAGE BUILDING MATERIALS - SOLVENT	920 N. LIBERTY STREET	WINSTON-SALEM	Evaluation Pending
Forsyth	NONCD000 1508	CL SMITH PROPERTY	25.11 Acre Tract Ziglar Road	Winston-Salem	NFA
FORSYTH	NCD000616 466	REYNOLDS RJ TOBACCO COMPANY	5TH ST & PATTERSON AVE	WINSTON-SALEM	NFA
FORSYTH	NCD000276 188	BEAUNIT CORP. PRINT PLANT	3801 KIMWELL	WINSTON-SALEM	NFA
FORSYTH	NCD000006 361	SUPERIOR ELECTRO FINISHES	115 EAST CORUM ST	KERNERSVILLE	SPL
Forsyth	NONCD000 3223	WEAVER FERTILIZER WINSTON-SALEM	4440 N CHERRY ST	WINSTON-SALEM	Evaluation Pending
Forsyth	NONCD000 3233	NORTHWEST BLVD WASTE OIL TANK	727 W Northwest Blvd	WINSTON-SALEM	Evaluation Pending
Forsyth	NONCD000 3235	WEAVER FERTILIZER BROWNSBORO ROAD	4020 BROWNSBORO RD	WINSTON-SALEM	Evaluation Pending
Forsyth	NONCD000 1633	DOWNTOWN DEVELOPMENT PROJECT	FIRST ST @ CHURCH ST @ I-40	WINSTON-SALEM	NFA
Forsyth	NONCD000 1634	DOWNTOWN MIDDLE SCHOOL	280 SOUTH LIBERTY STREET	WINSTON-SALEM	Evaluation Pending
Forsyth	NONCD000 2354	R. J. REYNOLDS - QUALITY BLDG.	100 S. CHESTNUT ST.	WINSTON-SALEM	Evaluation Pending
FORSYTH	NCD000772 376	WESTINGHOUSE ELECTRIC/WINSTON- SALEM	3050 WESTINGHOUSE RD	WINSTON-SALEM	NFA
FORSYTH	NONCD000 2513	Special Children's School (Duke Power)	1480 South Broad Street	Winston-Salem	NFA
Forsyth	NONCD000 2580	Tanglewood Park Maintenance - Solvent	4061 Clemmons Road	Clemmons	NFA
FORSYTH	NCD003233 111	MARSH FURNITURE COMPANY	1001 S CENTENNIAL ST	HIGH POINT	Evaluation Pending
Forsyth	NONCD000 1263	AMP, INC. - BUILDING 54	6399 AMP DRIVE	CLEMMONS	Evaluation Pending
FORSYTH	NCD003231 545	SHERWOOD TREATING CO., INC.	1660 SILAS CREEK PKWAY	WINSTON-SALEM	SPL
Forsyth	NONCD000 1264	AMP, INC. BUILDING 109	3441 MYER LEE DRIVE	WINSTON-SALEM	NFA

FORSYTH	NONCD0001140	PIEDMONT HAWTHORNE	3817 N LIBERTY ST	WINSTON-SALEM	NFA w/ Restrictions
FORSYTH	NCD003464369	IMC/INTERNATIONAL MINERALS & CHEM	GLEEN AVENUE EXTENSION	WINSTON-SALEM	Evaluation Pending
FORSYTH	NONCD0001130	SOUTH MAIN ST SEWER LINE EXT	4660 FOLLANSBEE RD	WINSTON-SALEM	SPL
FORSYTH	NCD003216397	HIGHLAND INDUSTRIES/BURLINGTON IND.	215 DRUMMOND ST/SR 2089	KERNERSVILLE	SPL
FORSYTH	NONCD0001294	WACHOVIA CENTER TOWER	100 NORTH MAIN	WINSTON-SALEM	Evaluation Pending
Forsyth	NONCD0002487	SOMERSET COURT @ UNIVERSITY PLACE	CAMERON AVENUE	WINSTON-SALEM	NFA
Forsyth	NONCD0002592	Thomasville Furniture-Winston Salem	1201 North Patterson Avenue	Winston-Salem	Evaluation Pending
FORSYTH	NCD003213030	DOUGLAS BATTERY MANUFACTURING CO.	500 BATTERY DR	WINSTON-SALEM	SPL
FORSYTH	NONCD0003148	KIMWELL DR SOLVENT CONTAMINATION	3803 KIMWELL DR	WINSTON-SALEM	Evaluation Pending
Forsyth	NONCD0003164	ARDMORE COMMONS	1451 EBERT STREET	WINSTON-SALEM	Evaluation Pending
FORSYTH	NONCD0002625	TRIAD WAREHOUSE AND COLD STORAGE	829 GRAVES STREET	KERNERSVILLE	NFA
FORSYTH	NONCD0001133	BOWMAN GRAY-FRIEDBURG CAMPUS	WELFARE ROAD	WINSTON-SALEM	Evaluation Pending
FRANKLIN	NONCD0001141	DIAZIT COMPANY	US 1	YOUNGSVILLE	SPL
FRANKLIN	NONCD0002952	ET'S QUICK STOP	5703 NC HWY 96 WEST	YOUNGSVILLE	Evaluation Pending
Franklin	NONCD0002718	HWY 98 DIELDRIN CONTAMINATION	462 HIGHWAY 98 (PO BOX 24)	BUNN	NFA
Franklin	NONCD0002721	WILDER FARM, GAIL	3343 West River Rd	FRANKLINTON	Evaluation Pending
Franklin	NONCD0001368	BOSTON GEAR	506 SOUTH BICKETT BOULEVARD	LOUISBURG	Evaluation Pending
FRANKLIN	NONCD0003045	STERLING COTTON MILL	106 E GREEN ST	FRANKLINTON	Evaluation Pending
GASTON	NCD006556963	CR INDUSTRIES	4328 S YORK HWY	GASTONIA	Evaluation Pending
GASTON	NCD000615872	AMP INCORPORATED	1260 SHANNON-BRADLEY RD	GASTONIA	SPL
GASTON	NCD085083004	MOORE CO., INC/EASCO HAND TOOLS	ISLEY RD	GASTONIA	NFA
GASTON	NCD062552336	DENNISON MANUFACTURING COMPANY	1640 HARGROVE AVE	GASTONIA	NFA
Gaston	NONCD0001953	Keystone Powdered Metal Company	100 Commerce Drive	Cherryville	Voluntary (AA)
GASTON	NCD054283189	HOOVER MACHINE SHOP	RATCHFORD ROAD	GASTONIA	SPL
Gaston	NONCD0001964	KLUTTZ FOUNDRY, FORMER	711 EAST FRANKLIN BLVD	GASTONIA	Evaluation Pending
GASTON	NCD003149291	GASTON COUNTY DYEING MACHINE CO.	HWY 27 EAST	MOUNT HOLLY	SPL
Gaston	NONCD0002048	MAULDIN WELL	310 MITCHELL ST	BELMONT	Evaluation Pending
GASTON	NCD070626197	WARNER & SWASEY TEX MCH. CO.	HWY 274	BESSEMER CITY	NFA
GASTON	NCD067435925	BURLINGTON INDUSTRIES, INC.	EAGLE ROAD	CRAMERTON	NFA
GASTON	NCD044444735	CROMPTON & KNOWLES CORP.	SPENCER MT RD	LOWELL	SPL
GASTON	NCD003164464	UNIROYAL INC/UNIROYAL CHEMICAL	214 W RUBY AVE	GASTONIA	SPL
GASTON	NCD003150562	FIRESTONE TEXTILES COMPANY	1101 W SECOND AVE	GASTONIA	NFA
Gaston	NONCD0001950	KEN DUNCAN HEATING & COOLING #2	5002 HICKORY GROVE RD	MT. HOLLY	Evaluation Pending
Gaston	NONCD0001705	WEST DAVIDSON AVE CONTAMINATION	EDISON DR AND W DAVIDSON AVE	GASTONIA	Evaluation Pending
GASTON	NCD986188829	GASTONIA COAL GAS PLANT	859-A MARIETTA RD	GASTONIA	Voluntary (AA)
Gaston	NONCD0001767	GEORGE MATTHEWS PCE SITE	2101 DALLAS/STANLEY HIGHWAY	STANLEY	Evaluation Pending
Gaston	NONCD0001243	ALEXIS SOLVENTS	ALEXIS HIGH SHOALS ROAD	ALEXIS	Evaluation Pending
Gaston	NONCD0001753	GASTON SHELL	279 W. FRANKLIN BLVD	GASTONIA	Evaluation Pending
Gaston	NONCD0001752	GASTON COUNTY PUBLIC WORKS - SOLVENTS	MARIETTA STREET AND LONG AVENU	GASTONIA	Evaluation Pending

Gaston	NONCD000 1751	GASTON COUNTY DEVELOPMENT CORPORATION	COURT DR.	GASTONIA	Evaluation Pending
Gaston	NONCD000 1327	BEAM CONSTRUCTION CO	Bess Road Facility	Bessemer City	Evaluation Pending
Gaston	NONCD000 1335	Belmont Dyers	18 Limestone Drive	Belmont	Evaluation Pending
Gaston	NONCD000 1336	BELTEX CORPORATION	345 MCADENVILLE ROAD	BELMONT	Evaluation Pending
Gaston	NONCD000 1344	BESSEMER CITY ROAD PCE SITE	BESSEMER CITY RD	BESSEMER CITY	Evaluation Pending
Gaston	NONCD000 1353	BLANTON WELL PCE SITE	1038 OLD CHURCH ROAD	GASTONIA	Evaluation Pending
GASTON	NONCD000 1025	TOOMEY PROPERTY	1020 HICKORY GROVE ROAD	SPRINGWOOD	SPL
GASTON	NONCD000 1467	DELTA MILLS-FORMER RAGAN LDFL	OATES RD, NEAR HWY 274	GASTONIA	Evaluation Pending
GASTON	NONCD000 1012	HAYS, A DIVISION OF ROMAC	HWY 7	RANLO	NFA
Gaston	NONCD000 1472	Champion Properties	1661 Federal Ave	Gastonia	Evaluation Pending
Gaston	NONCD000 1482	CHARLOTTE PAINT COMPANY	1604 LANE ROAD	MT. HOLLY	Evaluation Pending
Gaston	NONCD000 1495	CHOICE, USA	809 E. FRANKLIN BLVD	GASTONIA	Evaluation Pending
Gaston	NONCD000 1502	CIRCLE K 8379 - SOLVENTS	101 MOUNT HOLLY ROAD	BELMONT	Evaluation Pending
Gaston	NONCD000 1506	CITY OF GASTONIA 2ND AVE. PARKING	2ND AVENUE	GASTONIA	Evaluation Pending
GASTON	NONCD000 1546	CEDAR GROVE DRIVE SITE	609 CEDAR GROVE DR	GASTONIA	Evaluation Pending
Gaston	NONCD000 1553	COUNTY LINE ROAD SOLVENTS	2383 COUNTY LINE ROAD	KINGS MOUNTAIN	Evaluation Pending
Gaston	NONCD000 1584	DALE NORMAN TIRE COMPANY #2	3701 DALLAS-HIGH SHOALS RD	DALLAS	Evaluation Pending
Gaston	NONCD000 1585	DALLAS MACHINE COMPANY	610 E. AIRLINE AVE	GASTONIA	NFA
Gaston	NONCD000 1587	DANALEX FACILITY	501 E. ALABAMA AVE	BESSEMER CITY	Evaluation Pending
Gaston	NONCD000 1621	DIXIE YARNS PIEDMONT	1500 RIVER DR	BELMONT	NFA
Gaston	NONCD000 1652	EAGLE PLANT (R.L. STOWE, JPS)	EAGLE MILL RD	CRAMERTON	Evaluation Pending
Gaston	NONCD000 1457	CARSONS DRY CLEANERS (FORMER)	400 CHESTER AVE JCT WITH RANKI	GASTONIA	Evaluation Pending
Gaston	NONCD000 1859	HODGSTON TEXTILE CHEMICALS	235 TUCKASEEGEE ROAD	MT. HOLLY	Evaluation Pending
GASTON	NCD980559 637	BEAUNIT CORP./DYING & FINISHING	LINEBERGER STREET	LOWELL	SPL
GASTON	NCD981929 300	GASTON COUNTY DRUM	ROBERTS DRIVE	GASTONIA	NFA
GASTON	NCD986166 288	WOODY'S TIRE FIRE	HIGHWAY 321	GASTONIA	SPL
GASTON	NCD986166 692	HARWELL ROAD SEPTIC PIT	BEATY AND JOHN D ROADS	GASTONIA	SPL
GASTON	NCD986170 678	WOOD ROAD DRUM BURIAL	CIRCLE WOOD RD/SR 2641	GASTONIA	SPL
GASTON	NCD986171 379	NEW HAVEN DRIVE TCE	NEW HAVEN DRIVE	GASTONIA	SPL
GASTON	NCD986172 617	FORBES ROAD WELLS/RAUCH IND	2408 FORBES ROAD	GASTONIA	SPL
GASTON	NCD986175 628	LEES MOTOR WORKS	4415 BEATY ROAD	GASTONIA	SPL
GASTON	NCD986175 636	ASHE PATTERN SHOP (FORMER)	4411 BEATY ROAD	GASTONIA	SPL
Gaston	NONCD000 1880	HUNSUCKER WELL	111 FIELDCREST DRIVE	STANLEY	Evaluation Pending
GASTON	NCD986176 480	SOUTHEASTERN ELECTRO POLISHING	936 N MARIETTA ST	GASTONIA	Evaluation Pending
GASTON	NONCD000 1045	FREIGHTLINER	1800 N MAIN ST	MT HOLLY	NFA
GASTON	NCD986187 110	MORNINGSIDE DRIVE DUMP	MORNINGSIDE DRIVE	MT. HOLLY	NFA
Gaston	NONCD000 1924	JENKINS METAL CORPORATION	936 / 1001 NORTH MARIETTA STRE	GASTONIA	Evaluation Pending
GASTON	NCD986191 807	ROSS ROAD TIRE FIRE	ROSS ROAD	CHERRYVILLE	NFA
GASTON	NCD986223 170	MCBESS INDUSTRIES	OLD HWY 321	HIGH SHOALS	SPL

Gaston	NONCD0001830	HAWTHORNE ROAD PCE SITE	HAWTHORN AND MILL STREET	BELMONT	Evaluation Pending
GASTON	NCD991277922	GASTON COUNTY DYEING MACHINE CO.	200 S MAIN ST	STANLEY	SPL
GASTON	NCD991279126	BESSEMER CITY OAKS CREEK WWTP	SOUTH 11TH STREET EXT.	BESSEMER CITY	NFA
Gaston	NCN000404461	EIGHTH AVENUE EXT SOLVENTS	EIGHTH AVE EXT	CRAMERTON	Evaluation Pending
GASTON	NONCD0001824	COMPONENT REMANUFACTURING SPECIALISTS	1224 ISLEY DR	GASTONIA	Evaluation Pending
Gaston	NONCD0001813	HALL WELL	908 PIERCE ROAD	MT. HOLLY	Evaluation Pending
GASTON	NCN000409881	PAYNE RD SOLVENTS	105 PAYNE RD	BESSEMER CITY	SPL
GASTON	NCN000409889	CERTIFIED PLATING	2738 E OZARK PLATING	GASTONIA	Evaluation Pending
GASTON	NCS000000478	CROWDERS MOUNTAIN STATE PARK	CROWDERS MOUNTAIN STATE PARK	GASTONIA	SPL
GASTON	NONCD0000099	PARTONS MOTOR COMPANY	2800 SOUTH YORK ROAD	GASTONIA	SPL
Gaston	NCD986182582	RHONE-POULENC (RHODIA)	207 TELEGRAPH ROAD	GASTONIA	Voluntary (AA)
GASTON	NONCD0002932	WIX FILTRATION CORP-OZARK PLANT	1301 OZARK AVE	GASTONIA	Evaluation Pending
Gaston	NONCD0002579	TALON ZIPPER FACILITY (FORMER)	500 HOVIS ROAD	STANLEY	Evaluation Pending
Gaston	NONCD0002459	SERVCO GASTONIA - SOLVENTS	1612 WEST FRANKLIN BOULEVARD	GASTONIA	Evaluation Pending
GASTON	NONCD0003004	SOUTH GASTON RESIDENTIAL WELL	4804 HEMPHILL RD	GASTONIA	Evaluation Pending
GASTON	NONCD0003160	BELTEX MILL	130 PERFORMANCE DR	BELMONT	Evaluation Pending
Gaston	NONCD0002359	RACHEL STREET PCE SITE	102 RACHEL ST	MT. HOLLY	Evaluation Pending
Gaston	NONCD0002493	SOUTHAMPTON RAQUET CLUB	2813 KENDRICK ROAD	GASTONIA	Evaluation Pending
Gaston	NONCD0002700	WATSON TRANSPORT WELL	4127 KINGS MOUNTAIN HIGHWAY	BESSEMER CITY	Evaluation Pending
GASTON	NONCD0002787	TRAVIS KNITS, INC (AKA MOHICAN MILLS)	1515 WEST ACADEMY ST	CHERRYVILLE	Voluntary (AA)
GASTON	NONCD0002927	SELLERS SERVICE STATION	7202 DALLAS CHERRYVILLE HWY	CHERRYVILLE	Evaluation Pending
Gaston	NONCD0002298	PHARR YARNS - STERLING	217 STERLING ST	BELMONT	Evaluation Pending
GASTON	NONCD0002899	STATELINE SCRAP METAL	5401 SOUTH YORK HWY	GASTONIA	Evaluation Pending
GASTON	NONCD0002930	ALABAMA AVE PCE	ALABAMA AVE & 11TH ST	BESSEMER CITY	Evaluation Pending
GASTON	NONCD0002925	WIX FILTRATION CORP-DIXON PLANT	1525 S MARIETTA ST	GASTONIA	NFA
GASTON	NONCD0002276	AFFORDABLE AUTO REPAIR	500 W FRANKLIN BLVD	GASTONIA	Evaluation Pending
Gaston	NONCD0002264	PARK STREET SOLVENT SITE	INTERSECTION OF NC 273 AND WIL	BELMONT	Evaluation Pending
Gaston	NONCD0002383	REECE MOSS RESIDENCE	1630 ARMSTRONG FORD RD	BELMONT	Evaluation Pending
Gaston	NONCD0003214	SELKIRK RLTY: PHARR YARNS SPACE DYE PLNT	MAIN ST	MCADENVILLE	Voluntary (AA)
GASTON	NONCD0002959	MARVE ST TCE CONTAMINATION	908 MARVE ST	GASTONIA	Evaluation Pending
Gaston	NONCD0002647	UNION ROAD	122 FAIRSTONE ROAD	GASTONIA	Evaluation Pending
Gaston	NONCD0002539	STEEL SPECIALITY	5907 WILKINSON BLVD	BELMONT	NFA
Gaston	NONCD0002299	PHARR YARNS SLUDGE LANDFILL	NEAR INTERSECTION HWY 7 & SR22	MCADENVILLE	Evaluation Pending
Gaston	NONCD0002341	PUBLIC SERVICE CO. - MARIETTA - SOLVENTS	900 NORTH MARIETTA STREET	GASTONIA	Evaluation Pending
Gaston	NONCD0002443	SANDS & COMPANY - SOLVENTS	3112 NORTHWEST BOULEVARD	GASTONIA	Evaluation Pending
GASTON	NONCD0002824	DUKE ENERGY-ALLEN STEAM	253 PLANT ALLEN RD	BELMONT	Evaluation Pending
Gaston	NONCD0002717	WHITINSVILLE SPINNING RING COMPANY	148 BOXWOOD LANE	GASTONIA	Evaluation Pending
GASTON	NONCD0003137	ABC TOWING OF THE CAROLINAS	613 E SECOND ST	GASTONIA	Evaluation Pending
GASTON	NONCD0002847	DISTRICT 12 HEADQUARTERS-NCFS	NC 273	MOUNT HOLLY	NFA

Gaston	NONCD000 2105	MTE HYDRAULICS	108 CHICKASAW ROAD @ JCT W/ PE	GASTONIA	Evaluation Pending
Gaston	NONCD000 3180	WEBB METALS	1305 PHILADELPHIA CHURCH RD	Dallas	Evaluation Pending
GASTON	NONCD000 3047	MOUNT HOLLY STEAM STATION (FRMR)	599 AMERICAN ST	MOUNT HOLLY	Voluntary (AA)
GASTON	NONCD000 2841	GOBLE WELL	444 MCGUIRE ST	GASTONIA	Evaluation Pending
GASTON	NONCD000 2877	VIRGINIA AVE PCE CONTAMINATION	8TH ST & VIRGINIA AVE	BESSEMER CITY	Evaluation Pending
GASTON	NONCD000 3032	SOUTH TRENTON STREET SOLVENTS	SOUTH TRENTON STREET	GASTONIA	Evaluation Pending
Gaston	NONCD000 2253	PAINTER WELL	108 BARNES STREET	BELMONT	Evaluation Pending
GASTON	NONCD000 2902	R.L. STOWE MILLS (FRMR CHRONICLE MILLS)	96 E CATAWBA ST	BELMONT	Evaluation Pending
Gaston	NONCD000 2351	QUALITY METALS INC.	1111 OATES ROAD	GASTONIA	Evaluation Pending
GASTON	NONCD000 2983	WOODLAWN ST-180 BLOCK SOLVENTS	180 BLOCK WOODLAWN ST	BELMONT	Evaluation Pending
GASTON	NONCD000 2849	RANLO DUMP	RANLO AVE	RANLO	NFA
Gates	NONCD000 3240	CARTERS ROAD METALS	38 Carters Rd	GATESVILLE	Evaluation Pending
GATES	NCD981015 860	CAROLINA ALUMINUM STATE RD 1128 DUMP	SR 1128	EURE	NFA
GRAHAM	NCD024770 125	BURLINGTON FURNITURE	ATOAH STREET	ROBBINSVILLE	SPL
GRANVILLE	NCD072003 635	ATHOL MANUFACTURING COMPANY	C & 22ND ST	BUTNER	SPL
GRANVILLE	NCD091576 033	ZAPATA INDS INC/NEWTON INSTRUMENT	111 EAST A ST	BUTNER	NFA
Granville	NONCD000 2301	PIEDMONT CIRCUITS	TELECOMM DR.	CREEDMOOR	SPL
GRANVILLE	NCD986180 883	CCFC PESTICIDE DISPOSAL	607 HILLSBOROUGH STREET	OXFORD	SPL
GRANVILLE	NCD991278 870	MEAD CONTAINERS/WEYERHAEUSER PAPER	HWY 56	BUTNER	NFA
GRANVILLE	NC0001206 572	HORSESHOE CREEK ROAD	HORSESHOE CREEK ROAD	CREEDMOOR	NFA
Granville	NONCD000 2154	NCDOT 58	SR 1100 AND 1175	BUTNER	NFA
GRANVILLE	NONCD000 0025	RANGE ROAD BURN SITE	RANGE ROAD	BUTNER	SPL
Greene	NONCD000 2267	Parker Hannifin Corporation	310 kIngold Boulevard	Snow Hill	NFA w/ Restrictions
GREENE	NONCD000 1296	H&G PROPERTY #1	202 E RAILROAD ST	WALTONSBURG	NFA
GREENE	NCD981466 931	WGM SAFETY	HIGHWAY 258	SNOW HILL	NFA
GREENE	NONCD000 1599	A.E. VANDIFORD STORE	NC 903 & ORMANDSVILLE RD	ORMANDSVILLE	Evaluation Pending
GUILFORD	NONCD000 1857	KURTZ PROPERTY, STEPHEN	7000 KIVETTE HOUSE RD	GIBSONVILLE	Evaluation Pending
GUILFORD	NONCD000 0044	CHEMICAL AND SOLVENTS, INC.	2804 PATTERSON STREET	GREENSBORO	SPL
Guilford	NONCD000 1535	Community Plumbing & Heating	305 Swing Road	Greensboro	Evaluation Pending
GUILFORD	NONCD000 2979	PRICE-SMITH PROPERTY	6116 HICKORY CREEK RD	HIGH POINT	Evaluation Pending
GUILFORD	NONCD000 2817	AGATHA DRIVE	AGATHA DRIVE	STOKESDALE	NFA
GUILFORD	NCD003467 974	AMP INCORPORATED	1126 CHURCH ST	GREENSBORO	Evaluation Pending
Guilford	NONCD000 1832	HB FULLER CO.	3005 HOLTS CHAPEL ROAD	GREENSBORO	SPL
GUILFORD	NCD990715 625	HOOVER UNIVERSAL, INC.	1131 BLANDWOOD CIRCLE	HIGH POINT	NFA
Guilford	NONCD000 1489	Chemonic	1316 Oakland Avenue	Greensboro	Evaluation Pending
Guilford	NONCD000 1866	HOMETOWN CASH AND CARRY	3011 SPRING GARDEN	GREENSBORO	Evaluation Pending
Guilford	NONCD000 2694	WAR MEMORIAL STADIUM	510 YANCEYVILLE STREET	GREENSBORO	Evaluation Pending
GUILFORD	NCD024583 288	AIR PRODUCTS AND CHEMICALS, INC.	115 SOUTHERN OXYGEN RD	GREENSBORO	NFA
Guilford	NONCD000 1798	GREENSBORO, CITY OF - CITY GARAGE - B	401 PATTON AVE	GREENSBORO	Evaluation Pending

GUILFORD	NONCD000 1436	YORKSHIRE DRIVE	2100 YORKSHIRE DR	GREENSBORO	Evaluation Pending
GUILFORD	NCD024600 579	SUPERIOR PRODUCTS COMPANY	4801 BURLINGTON RD	GREENSBORO	SPL
GUILFORD	NONCD000 2986	PARKS SUZUKI/PARKS HOLDINGS	2307 & 2309 N MAIN ST	HIGH POINT	Evaluation Pending
GUILFORD	NCD000828 814	ASHLAND PETROLEUM COMPANY	6311 BURNT POPLAR ROAD	GREENSBORO	NFA
GUILFORD	NCD980729 669	HUBERT ATKINS PROPERTY #4	ROUTE 9	GREENSBORO	NFA
Guilford	NONCD000 3175	GUARDSMAN CHEMICALS INC	2147 BREVARD RD	HIGH POINT	SPL
Guilford	NONCD000 2236	OLYMPIC PRODUCTS	4100 PLEASANT GARDEN	GREENSBORO	Voluntary (AA)
Guilford	NONCD000 2231	OHENRY CLEANERS	3210 SUMMIT AVENUE	GREENSBORO	Evaluation Pending
GUILFORD	NONCD000 1522	COBLE PROPERTY	2611 HUSBANDS ST	GREENSBORO	Evaluation Pending
Guilford	NONCD000 2391	REXAM CORPORATION - B	2619 PHOENIX DRIVE	GREENSBORO	Voluntary (AA)
GUILFORD	NCD980798 870	GUILFORD SPILL	GROOMETOWN ROAD	GREENSBORO	NFA
GUILFORD	NCD089903 983	UNIVAR USA, INC	3600 WEST WENDOVER AVE	GREENSBORO	Evaluation Pending
Guilford	NONCD000 3172	SHOWROOM PROPERTIES	S ELM ST & W RUSSELL AVE	HIGH POINT	Evaluation Pending
GUILFORD	NONCD000 2216	CROWN AUTO DEALERSHIP	3607 W WENDOVER AVE	GREENSBORO	Voluntary (AA)
GUILFORD	NCD006390 561	AKZO NOBLE COATINGS, INC.	1431 PROGRESS ST	HIGH POINT	SPL
Guilford	NONCD000 1807	Guilford Mills - Fishman Solvents	4925 West Market St	Greensboro	Evaluation Pending
GUILFORD	NONCD000 0027	MEADOWVIEW ROAD	MEADOWVIEW ROAD	GREENSBORO	SPL
Guilford	NONCD000 1529	COLORWORKS	3010 EXECUTIVE DR.	GREENSBORO	Evaluation Pending
GUILFORD	NONCD000 2251	PLEASANT GARDEN RD CONTAMINATION	PLEASANT GARDEN RD & LAUREL	PLEASANT GARDEN	Evaluation Pending
GUILFORD	NONCD000 0024	GAITHER TRANSOU PROPERTY	1202 GUILFORD COLLEGE RD	GREENSBORO	SPL
GUILFORD	NCD003521 960	ROYAL DEVELOPMENT CO., INC.	1417 COURTESY RD	HIGH POINT	NFA
GUILFORD	NONCD000 2314	JOHNSON PROPERTY	114 STAGE COACH TRAIL	GREENSBORO	Evaluation Pending
GUILFORD	NONCD000 2809	HIGH POINT ENTERPRISE	210 CHURCH AVE	HIGH POINT	Evaluation Pending
GUILFORD	NCD980600 449	SED, INC. RADAR ROAD	500 RADAR ROAD	GREENSBORO	SPL
GUILFORD	NCD003216 959	UNION CAMP CORPORATION	100 RAGSDALE RD	JAMESTOWN	NFA
Guilford	NONCD000 1616	DIXIE SALES AUTO REPAIR - B	327 BATTLEGROUND AVE	GREENSBORO	Evaluation Pending
GUILFORD	NCD980503 064	NORTH BUFFALO POLLUTION CONTROL	WHITE STREET	GREENSBORO	NFA
GUILFORD	NONCD000 2784	MGM TRANSPORT CORP	1264 JACKSON LAKE RD	HIGH POINT	NFA
GUILFORD	NCD980503 098	PFIZER INC/SKATE STADIUM	4500 BLOCK OF HIGH POINT	GREENSBORO	NFA
GUILFORD	NONCD000 2357	WALKER AVE CURB MARKET (FRMR)	437-441 SPRING GARDEN ST	GREENSBORO	Evaluation Pending
GUILFORD	NCD980559 157	CONE MILLS CORP/PRINT WORKS PL	1800 FAIRVIEW STREET	GREENSBORO	NFA
GUILFORD	NCN000407 333	TRIAD USED AUTO SALES	1520 ALAMANCE CHURCH RD	GREENSBORO	SPL
GUILFORD	NCD980503 114	SMITH FARM COLFAX #3	SR 2007	COLFAX	NFA
GUILFORD	NCD107885 188	MEADOWLARK SOARING SCHOOL	6504 BURLINGTON RD HWY 70	WHITSETT	NFA
Guilford	NONCD000 1635	DRAPER CORPORATION - NONUST	5644 HORNADAY ROAD	GREENSBORO	Evaluation Pending
Guilford	NONCD000 1745	Gaines Corporation	4001 Battleground Ave.	Greensboro	Evaluation Pending
GUILFORD	NCD003215 621	MILLER DESK, INC.	1212 LINCOLN DR	HIGH POINT	NFA
Guilford	NCN000410 316	SOUTHERN MEADOWS SUBDIVISION	SOUTHERN MEADOWS DRIVE	STOKESDALE	NFA
Guilford	NONCD000 1649	Dwiggins Property, Christopher	125 W. Lee Street	Greensboro	Evaluation Pending

GUILFORD	NONCD000 2339	CARDINAL CHEMICAL	4715 GRAFTON RD	GREENSBORO	Evaluation Pending
GUILFORD	NCD003214 319	DESOTO, INCORPORATED	1025 HOWARD ST	GREENSBORO	NFA
Guilford	NONCD000 2336	Property Shop of the Triad, Inc.	5443 Ferguson Road	Liberty	NFA
GUILFORD	NONCD000 3139	RTC HILL BLDG	862 N RALEIGH ST	GREENSBORO	Evaluation Pending
Guilford	NONCD000 1670	Edmunds Manufacturing Company	1016 Battleground Ave.	Greensboro	Evaluation Pending
Guilford	NONCD000 2332	Proctor & Gamble - weigh scales	6200 Bryan Park Road	Browns Summit	Evaluation Pending
GUILFORD	NCD980557 599	PRIVATE FARM	ROUTE 1	STOKESDALE	NFA
GUILFORD	NONCD000 3144	ELM ST DCA CONTAMINATION	225 NORTH ELM ST	HIGH POINT	Evaluation Pending
Guilford	NONCD000 2355	R. W. MCCOLLUM CO., INC. - B	107 W. MEADOWVIEW RD.	GREENSBORO	Evaluation Pending
GUILFORD	NCD096160 262	AMERICAN PETROFINA MKTG	7115 WEST MARKET ST	GREENSBORO	NFA
Guilford	NONCD000 2257	PANEL CONCEPTS	415 WESTCLIFF RD.	GREENSBORO	NFA
Guilford	NONCD000 1551	COTTON MILL SQUARE - SOLVENTS	801 MERRIT DRIVE	GREENSBORO	Voluntary (AA)
GUILFORD	NCD990883 001	MONARCH FURNITURE CORPORATION	301 SCIENTIFIC ST	JAMESTOWN	SPL
GUILFORD	NONCD000 3119	FORWARD HIGH POINT PROPERTY	720 N MAIN ST	HIGH POINT	Evaluation Pending
GUILFORD	NCD096158 696	BURLINGTON INDUSTRIES, INC.	6008 HIGH POINT RD	GREENSBORO	SPL
GUILFORD	NONCD000 3121	BSC HOLDINGS	GUILFORD COLLEGE RD	JAMESTOWN	Evaluation Pending
Guilford	NONCD000 2197	New Generation Yarn	1248 Springwood CHURCH RD	Gibsonville	Evaluation Pending
GUILFORD	NCD003232 030	LILLY CO., INC.	1717 ENGLISH ROAD	HIGH POINT	NFA
GUILFORD	NONCD000 2826	HAMILTON STREET PROPERTY-B	330 N HAMILTON ST	HIGH POINT	Evaluation Pending
GUILFORD	NCD980729 412	CAROLINA TANK CLEANING COMPANY	1025 NC HWY 68	GREENSBORO	SPL
GUILFORD	NCD991277 898	ROYAL DEVELOPMENT CO., INC.	325 KETTERING DR	HIGH POINT	NFA
GUILFORD	NCN000403 952	MARKET STREET STORAGE	3939 W MARKET ST	GREENSBORO	Evaluation Pending
GUILFORD	NCD991278 300	UNITED DRUM T/A RELIANCE UNIV.	214 BERKLEY ST	HIGH POINT	SPL
Guilford	NONCD000 1796	GREENSBORO AUTO AUCTION, INC	3802 W WENDOVER AVE	GREENSBORO	Evaluation Pending
Guilford	NONCD000 1568	Crown Dodge - NonUST	3710 W. Wendover Ave.	Greensboro	NFA
Guilford	NONCD000 1569	Crown Honda & Camco	3633 W. Wendover Ave.	Greensboro	Voluntary (AA)
GUILFORD	NCD003230 836	DUKE REFINING CORPORATION	2020 JARRELL STREET	HIGH POINT	SPL
GUILFORD	NCD003230 083	FANCOURT, W F CO.	408 BANNER AVE	GREENSBORO	NFA
Guilford	NONCD000 1576	CULP TICKING	7209 HWY 158	STOKESDALE	Evaluation Pending
GUILFORD	NCD991278 839	NORTH STATE CHEMICALS	6211 HUNT RD	PLEASANT GARDEN	SPL
GUILFORD	NONCD000 1754	GUILFORD PLATING	3318 N CHURCH ST	GREENSBORO	Evaluation Pending
GUILFORD	NCD101750 305	INDUSTRIAL PLASTICS, INC.	CLOVER & MCCONNELL ROAD	GREENSBORO	SPL
GUILFORD	NCN000410 797	PLEASANT GARDEN RD PCE @ 4710	4710 PLEASANT GARDEN RD	PLEASANT GARDEN	Evaluation Pending
GUILFORD	NCD980712 038	SED, INC. SWING COURT	SWING COURT	GREENSBORO	SPL
GUILFORD	NCD003219 433	PUGH METAL FINISHING CORP	802 WEST GATE CITY BOULEVARD	GREENSBORO	NFA
GUILFORD	NCD991278 169	CONVERTERS INK COMPANY	SUITE 305 FRIENDSHIP CTR	GREENSBORO	NFA
Guilford	NONCD000 2537	STATE STREET PROPERTIES	STATE ST.	GREENSBORO	NFA
Guilford	NONCD000 2135	NCDOT - SITE #10 JAMESTOWN ASPHALT	5730 RIVERDALE DR.	JAMESTOWN	Evaluation Pending
GUILFORD	NONCD000 2030	MYERS BROTHERS RECYCLING (FORMER)	3303 SPRING GARDEN ST	GREENSBORO	Evaluation Pending

GUILFORD	NCD067437 400	GULF OIL CORPORATION	5955 ROCK CREEK DAIRY RD	MCLEANSVILLE	SPL
GUILFORD	NCD071561 864	SHERWIN WILLIAMS COMPANY	113 STAGECOACH TRAIL	GREENSBORO	Evaluation Pending
GUILFORD	NC9210021 755	USA RESERVE XVIII AIRBORNE CORPS	1120 CHURCH ST	GREENSBORO	NFA
GUILFORD	NONCD000 2025	ANDREA DRIVE CONTAMINATION	101 ANDREA DR	JAMESTOWN	Evaluation Pending
GUILFORD	NCD048401 087	HOOKE FURNITURE	1212 THROWER ROAD	PLEASANT GARDEN	Voluntary (AA)
Guilford	NONCD000 2139	NCDOT - SITE #25 MARTIN MARIETTA GBORO	825 MARIETTA RD.	GREENSBORO	Evaluation Pending
GUILFORD	NCD071567 374	AGRIC #2/BILL MARTIN LIVESTOCK	408 PATTON AVENUE	GREENSBORO	NFA
Guilford	NONCD000 2016	LONGVIEW GOLF COURSE	6321 BALLINGER ROAD	GREENSBORO	Evaluation Pending
GUILFORD	NCD071572 036	MORFLEX CHEMICAL CO. INC/PFIZER	2110 HIGH POINT RD	GREENSBORO	NFA
GUILFORD	NONCD000 2903	ENGINEERED CONTROLS INTERNATIONAL	1239 ROCK CREEK DAIRY RD	WHITSETT	Voluntary (AA)
GUILFORD	NONCD000 2859	WILCO #301	3610 W WENDOVER AVE	GREENSBORO	Evaluation Pending
GUILFORD	NONCD000 2863	BABY DIAPER SERVICE	1819 SPRING GARDEN ST	GREENSBORO	SPL
Guilford	NONCD000 2007	LIMITORQUE FACILITY	7615 BOEING DRIVE	GREENSBORO	NFA
Guilford	NONCD000 2534	STARMOUNT CO-GREEN VALLEY RD	702-800 GREEN VALLEY RD	GREENSBORO	Evaluation Pending
Guilford	NONCD000 2001	LEWIS PROPERTY, MAE	7182 SOCKWELL ROAD	ELON COLLEGE	Evaluation Pending
Guilford	NONCD000 2532	STAPLES, L.P.	105 RAGSDALE RD.	JAMESTOWN	Evaluation Pending
Guilford	NONCD000 1252	American Coatings	506 A Radar Road	Greensboro	Evaluation Pending
Guilford	NONCD000 2440	Sam's Mart #788	3101 Summit Ave.	Greensboro	Evaluation Pending
GUILFORD	NONCD000 2854	FIBER DYNAMICS	200 SOUTH WEST POINT AVE	HIGH POINT	Voluntary (AA)
Guilford	NONCD000 2148	NCDOT - SITE #61 NORFOLK SOUTHERN/THOMPS	1124 S. HOLDEN ROAD	GREENSBORO	Evaluation Pending
GUILFORD	NONCD000 2666	CARQUEST RETAIL FACILITY	5307 W MARKET ST	GREENSBORO	Evaluation Pending
GUILFORD	NONCD000 1262	CROWN PONTIAC-SOLVENT	3904 W WENDOVER AVE	GREENSBORO	Voluntary (AA)
Guilford	NONCD000 2149	NCDOT - SITE #72 LARCO/SLOAN	1330 OLD JACKSON LAKE ROAD	HIGH POINT	NFA
Guilford	NONCD000 1265	AMP, INC. BUILDING 11	1124 N.CHURCH ST.	GREENSBORO	SPL
Guilford	NONCD000 2655	UNIVERSITY SQUARE	830 WEST MARKET STREET	GREENSBORO	Evaluation Pending
Guilford	NONCD000 2114	NAI Maxwell Property	612 Industrial Ave	Greensboro	Evaluation Pending
GUILFORD	NCD060291 648	AVERY DENNISON	2305 SOOBAR ST	GREENSBORO	NFA
GUILFORD	NCD057037 780	CUSTOM FINISHERS, INC.	2213 SHORE ST	HIGH POINT	NFA
GUILFORD	NCD061793 253	AME/HATTERAS YACHTS	2100 KIVETT DR	HIGH POINT	NFA
GUILFORD	NCD982117 590	CUSTOM PROCESSING AND MANUFACTURING	1110 SURRETT DRIVE	HIGH POINT	SPL
GUILFORD	NCD055550 560	GULF ADHESIVES & RESINS/PERKINS	1717 WARD STREET	HIGH POINT	SPL
Guilford	NONCD000 2088	MODEL LINEN SERVICE - B	120 W. LEWIS STREET	GREENSBORO	Evaluation Pending
GUILFORD	NCD061795 696	UNITEX CHEMICALS	520 BROOME RD	GREENSBORO	SPL
GUILFORD	NONCD000 3041	MODERN GARBAGE SERVICE	4102 W WENDOVER	GREENSBORO	Evaluation Pending
Guilford	NONCD000 2109	MYATT PROPERTY	1822 ENGLISH RD.	HIGH POINT	Evaluation Pending
GUILFORD	NCD982156 812	WYSONG & MILES	4820 US HWY 29 N	GREENSBORO	Voluntary (AA)
Guilford	NONCD000 2590	THOMAS BUILT BUSES - NONUST	412-RI RIDGEWAY PLACE	HIGH POINT	Evaluation Pending
GUILFORD	NCD061801 361	CIBA-GEIGY CORPORATION	410 SWING RD	GREENSBORO	Voluntary (AA)
Guilford	NONCD000 2133	NCDOT - SITE #8 STOKESDALE ASPHALT	6826 US HWY 158	STOKESDALE	Evaluation Pending

GUILFORD	NONCD0001089	GREENSBORO COAL GAS PLANT #1	Church Street	GREENSBORO	Voluntary (AA)
GUILFORD	NCD051745685	HOLDING POND FOR WASTE/USS	500 BROOME RD	GREENSBORO	SPL
GUILFORD	NCD053491221	GUARDSMANS CHEMICALS, INC.	2147 BREVARD ST	HIGH POINT	NFA
Guilford	NONCD0002120	NATIONS BANK - MACKAY RD.	5013 MACKAY RD.	GREENSBORO	SPL
GUILFORD	NONCD0002871	UNITED METAL FINISHING	133 BLUE BELL RD	GREENSBORO	Voluntary (AA)
GUILFORD	NCD053486395	METAL PLATING & FABRICATING INC.	1539 W FAIRFIELD RD	HIGH POINT	NFA
GUILFORD	NONCD0003058	ARLINGTON STREET CONTAMINATION	1109 ARLINGTON ST	GREENSBORO	Evaluation Pending
GUILFORD	NC3210022486	USA RESERVE XVIII AIRBORNE CORPS	156 PARRIS AVE	HIGH POINT	NFA
GUILFORD	NCD981861743	DUKE POWER/GREENSBORO GAS PLANT	320 East Friendly Avenue	GREENSBORO	Voluntary (AA)
GUILFORD	NONCD0001060	DIXIE MACHINE & TOOL CO	2204 PATTERSON ST	GREENSBORO	SPL
GUILFORD	NONCD0002622	MOCK JUDSON VOEHRINGER MILL	2610 OAKLAND AVE	GREENSBORO	Evaluation Pending
Guilford	NONCD0003218	Greensboro Airport Vicinity PFAS	803 N Terminal service Rd	Greensboro	Evaluation Pending
GUILFORD	NONCD0002865	PIEDMONT TRIAD AIRPORT-AIR CARGO	6415 AIRPORT PKWY	GREENSBORO	Evaluation Pending
GUILFORD	NONCD0001020	PRECISION FABRICS GROUP, INC	301 MEADOWVIEW ROAD	GREENSBORO	Voluntary (AA)
GUILFORD	NONCD0002880	PATCHES BODY SHOP	1903 E GREEN ST	HIGH POINT	SPL
GUILFORD	NONCD0001910	ALLEN BRADLEY CO	5925 SUMMIT AVE	GREENSBORO	Evaluation Pending
Guilford	NONCD0002473	Sierra Property	725 S. Elm Street	Greensboro	Evaluation Pending
GUILFORD	NONCD0002999	PARRIS & N MAIN ST SOLVENTS	2300 BLOCK N MAIN STREET	HIGH POINT	SPL
Guilford	NONCD0001351	BILLER PROPERTY	S. EUGENE ST.	GREENSBORO	Evaluation Pending
GUILFORD	NONCD0002911	ONE HOUR MARTINIZING	2519 HIGH POINT RD	GREENSBORO	Evaluation Pending
Guilford	NONCD0003208	Former Presbyterian Home of High Point	201 Greensboro Road	High Point	Evaluation Pending
Guilford	NONCD0002457	SHERFIELD RD WELLS	Sheffield Road	Colfax	Evaluation Pending
Guilford	NONCD0002658	US AIRWAYS MAINTENANCE HANGAR-B	815 RADAR ROAD	GREENSBORO	Evaluation Pending
GUILFORD	NONCD0001365	STEEVECKNIT FABRICS COMPANY-B	2602 S ELM ST	GREENSBORO	Evaluation Pending
GUILFORD	NONCD0000080	LOT #5 TANKS - 3880 IMMANUEL RD	3880 IMMANUEL ROAD	GREENSBORO	NFA
GUILFORD	NONCD0000078	CAROLINA METAL AND ALLOYS	1016 E. SPRINGFIELD AVENUE	HIGH POINT	SPL
GUILFORD	NONCD0002990	CROWN ACURA	3908 W WENDOVER AVE	GREENSBORO	Voluntary (AA)
GUILFORD	NONCD0000090	CENTRAL TRANSPORT COMPANY		HIGH POINT	NFA
Guilford	NONCD0001375	Brayton International - C	250 E. Swathmore Avenue	High Point	NFA
Guilford	NONCD0002684	W.L. AUTO SERVICE	129 MONTLIEU AVENUE	GREENSBORO	Evaluation Pending
GUILFORD	NONCD0002828	TP SHERWOOD LLC PROPERTY	2001 SHERWOOD ST	GREENSBORO	Evaluation Pending
Guilford	NONCD0001376	BRAYTON INTERNATIONAL COLLECTION, INC.	265 SWATHMORE AVENUE	HIGH POINT	NFA
Guilford	NONCD0001377	Breckenwood Subdivision	2105 E. Breckenwood Court	Pleasant Garden	Evaluation Pending
Guilford	NONCD0001383	BRIN MONT CHEMICALS, INC.	3921 SPRING GARDEN ST	GREENSBORO	Evaluation Pending
GUILFORD	NONCD0002187	LWY GROOMETOWN ECKERD	3611 GROOMETOWN RD	GREENSBORO	Evaluation Pending
GUILFORD	NCD041415019	VALSPAR CORPORATION	1647 ENGLISH RD	HIGH POINT	Evaluation Pending
GUILFORD	NCD000776914	CONE MILLS CORP/WHT OAK PLANT	2420 FAIRVIEW STREET	GREENSBORO	NFA
GUILFORD	NCD003220670	STRANDBERG ENGINEERING LABS	HIGHWAY 73 WEST	GREENSBORO	NFA
GUILFORD	NONCD0002989	ANTIQUE WAREHOUSE	1302 AND 1308 W GATE CITY BLVD	GREENSBORO	Evaluation Pending

GUILFORD	NONCD000 0063	DUTCH CLEANERS	SOUTH MAIN STREET	HIGH POINT	NFA
Guilford	NONCD000 3187	KOURY ENTERPRISES COMPANY LLC	1029 WINSTON ST	GREENSBORO	SPL
Guilford	NONCD000 1914	JACK'S USED AUTO PARTS	4907 YANCEYVILLE ROAD	BROWNS SUMMIT	Evaluation Pending
Guilford	NONCD000 1318	BARBER PARK	1500 DANS RD.	GREENSBORO	NFA w/ Restrictions
Guilford	NONCD000 1293	Associated Mechanical Contractors	307 Swing Road	Greensboro	Evaluation Pending
Guilford	NONCD000 1277	APAC-CAROLINA, INC.	DULUTH LOOP ROAD	GREENSBORO	Evaluation Pending
GUILFORD	NCD986180 891	ROSS AVENUE PROPERTY	604 ROSS AVENUE	GREENSBORO	NFA
GUILFORD	NCD045179 504	WESTINGHOUSE ELEC/GREENSBORO	406 BANNER AVE	GREENSBORO	NFA
Guilford	NONCD000 3196	Faulkners Gulf Greensboro	2910 West Gate Blvd	GREENSBORO	Evaluation Pending
Guilford	NONCD000 2501	SOUTHERN PLASTICS ENGINEERING	4643 N.HWY 29	GREENSBORO	Evaluation Pending
GUILFORD	NCD986188 837	HIGH POINT COAL GAS PLANT	Centennial St and Kivett Drive	HIGH POINT	Voluntary (AA)
GUILFORD	NONCD000 1007	ZIMMERMAN AND ASSOCIATES	5512 WEST MARKET STREET	GREENSBORO	NFA
GUILFORD	NONCD000 2491	SOUTH SEA RATTAN	200 E. SENECA RD.	GREENSBORO	Voluntary (AA)
GUILFORD	NCD044513 307	CE SMITH CO	3704 OLD BATTLEGROUND RD	GREENSBORO	Evaluation Pending
GUILFORD	NCD043711 977	CHEMICAL LEAMAN TANK LINES, INC.	6600 WEST MARKET STREET	GREENSBORO	SPL
GUILFORD	NONCD000 2479	RAILYARD PARKING LOT	120 BARNHARDT ST	GREENSBORO	Evaluation Pending
GUILFORD	NONCD000 3003	GATE CITY MOTOR COMPANY	300 N CHURCH ST	GREENSBORO	Evaluation Pending
Guilford	NONCD000 2667	VALSPAR MIRROR COATINGS	3125 SPRING GARDEN STREET	GREENSBORO	Evaluation Pending
GUILFORD	NONCD000 1937	PATRICIAN FURNITURE-RAVINE	1105-1107 W MARKET CENTER DR	HIGH POINT	NFA w/ Restrictions
Guilford	NONCD000 2478	SMITH RESIDENCE, LUCY	215 STAGECOACH TRAIL	GREENSBORO	Evaluation Pending
Guilford	NONCD000 1283	ARATEX SERVICES	509 TEAGUE ST.	GREENSBORO	Evaluation Pending
Guilford	NONCD000 1974	LACY ALLRED FARM SUBDIVISION	ANITA LN.	GREENSBORO	Evaluation Pending
Guilford	NONCD000 2492	South Sea Rattan - Fairfax Road	1702 & 1708 Fairfax Road	Greensboro	SPL
Halifax	NONCD000 2350	QUALITY FOREST PRODUCTS	HWY 301	ENFIELD	Voluntary (AA)
HALIFAX	NONCD000 2916	COASTAL LUMBER	1772 TRUEBLOOD RD	WELDON	Evaluation Pending
Halifax	NONCD000 1666	ECKERD DRUG STORE	1845 E. 10TH STREET	ROANOKE RAPIDS	Evaluation Pending
HALIFAX	NCD000773 499	GA-PACIFIC CORP/TIMBER	SOUTH DENNIS STREET EXT.	ENFIELD	NFA
HALIFAX	NCD057248 759	PATCH RUBBER POND	GRACE BOULEVARD	ROANOKE RAPIDS	SPL
Halifax	NONCD000 1682	ENDERS RESIDENCE, FRANK	SR 1615	DARLINGTON	Evaluation Pending
HALIFAX	NCD062664 883	REINCO CHEMICAL COMPANY	EAST 11 ST	ROANOKE RAPIDS	SPL
HALIFAX	NCD980602 163	PCB SPILLS	210 MILES OF NC HIGHWAY	ROANOKE RAPIDS	NFA
Halifax	NCD067187 302	FULFLEX	500 AIR BOSS PKWY	SCOTLAND NECK	SPL
HALIFAX	NONCD000 2124	WELDON MILL (FRMR)	E 11TH ST & SYCAMORE ST	WELDON	SPL
HALIFAX	NONCD000 3156	ROSEMARY COMPLEX	1200 HENRY ST	ROANOKE RAPIDS	Evaluation Pending
HALIFAX	NCD000645 705	KENNAMETAL, INC.	BECKER INDUSTRIAL PARK	ROANOKE RAPIDS	NFA
HALIFAX	NCSFN0406 953	G&B/FARMER PROPERTY	DOUG HILL FARM RD (SR 1100)	SCOTLAND NECK	NFA
HALIFAX	NONCD000 1248	UNITED SALVAGE	BUTTERCUP LANE	ROANOKE RAPIDS	SPL
HALIFAX	NONCD000 1071	DOE-SPUN	GIBBS AVE	HOLLISTER	NFA
HALIFAX	NCD980483 275	HELENA CHEMICAL COMPANY	DENNIS STREET EXTENSION	ENFIELD	SPL

HALIFAX	NCD000773 507	GA-PACIFIC CORP/HDWD SAW	S DENNIS ST EXTENSION	ENFIELD	NFA w/ Restrictions
HALIFAX	NONCD000 2855	PATTERSON PROPERTY	900 JEFFERSON ST	ROANOKE RAPIDS	SPL
HARNETT	NONCD000 3105	SAAB BARRACUDA FACILITY	608 E MCNEIL ST	LILLINGTON	SPL
HARNETT	NONCD000 1010	HARDEE SEPTAGE FARM	MITCHELL RD	BUIES CREEK	NFA
HARNETT	NONCD000 1093	KIDDE FIRE FIGHTING	141 JUNNY RD	ANGIER	NFA
HARNETT	NONCD000 1425	PETERBILT OF DUNN "A" PARCEL	1185 SADLER RD	DUNN	Voluntary (AA)
HARNETT	NONCD000 1483	POPE PROPERTY	800 S WILSON AVE	DUNN	SPL
HARNETT	NONCD000 1419	PETERBILT OF DUNN "B" PARCEL	1365 SADLER RD	DUNN	Evaluation Pending
HARNETT	NONCD000 2367	BETSY JOHNSON REGIONAL HOSPITAL	800 TILGHMAN DR	DUNN	Evaluation Pending
HARNETT	NONCD000 3097	CFI READY MIX FRMR	306 E MCNEIL ST	LILLINGTON	Evaluation Pending
Harnett	NONCD000 2165	NCDOT Asphalt Site #32/Johnson Bros	1924 N Main St	Lillington	Evaluation Pending
Harnett	NONCD000 3222	W Cumberland St PCE	1206 West Cumberland St	Dunn	Evaluation Pending
Harnett	NONCD000 1683	Energy Conversion Systems	1 Morganite Drive	Dunn	Voluntary (AA)
Harnett	NONCD000 1687	ERWIN MILLS/BURLINGTON IND.	SOUTH BURLINGTON ST.	ERWIN	Evaluation Pending
HARNETT	NCD981027 915	J STREET FLYASH DISPOSAL SITE	SR 1769	ERWIN	SPL
HARNETT	NCD986188 498	DURA-BUILT ENGINES CO	OFF HWY 55	COATS	NFA
HARNETT	NCD981863 814	LANCASTER PLATING	802 EDWARDS ROAD	LILLINGTON	SPL
HAYWOOD	NCD986171 445	BENFIELD CHEMICALS	OLD CANTON CLYDE HWY	CANTON	SPL
Haywood	NONCD000 3203	RED WOLVES INC FERTILIZER SPILL	Mile Marker 11, I-40 East	I-40 East	Evaluation Pending
HAYWOOD	NONCD000 2956	FIE TOP ROAD SALT SITE	FIE TOP RD	MAGGIE VALLEY	Evaluation Pending
HAYWOOD	NCD986188 019	CHAMPION LANDFILL NO 2	SR 1539	CANTON	SPL
HAYWOOD	NCD986188 027	CHAMPION LANDFILL NO 3	SR 1550 I40	CANTON	SPL
HAYWOOD	NONCD000 0096	MASON DRUM STORAGE	42 FIBERVILLE STREET	CANTON	SPL
Haywood	NONCD000 2262	PANTRY 421 FORMER	P. O. BOX 1410	CANTON	Evaluation Pending
HAYWOOD	NCD003148 798	DAYCO CORP	BALSAM RD	WAYNESVILLE	SPL
HAYWOOD	NCD986188 001	CHAMPION INTERNATIONAL LANDFILL NO 1	SR 1571 & 1573	CANTON	SPL
HAYWOOD	NONCD000 2469	WR BOYD INVESTMENTS	90 HOWELL MILL RD	WAYNESVILLE	Evaluation Pending
HAYWOOD	NCD081333 858	HOLSTON ENERGY INC/HOLSTON FUEL	19119 GREAT SMOKEY MTN EXPWAY	WAYNESVILLE	NFA
HAYWOOD	NCD024852 675	SCHULHOFER JUNKYARD	816 HOWELL MILL ROAD	WAYNESVILLE	Evaluation Pending
HAYWOOD	NCD986231 520	ZOE LABS	HIGHWAY 19/23	CANTON	NFA
HAYWOOD	NONCD000 0059	DAYCO COCHRAN LANDFILL	RT 1 HYATT CREEK ROAD	WAYNESVILLE	SPL
Haywood	NONCD000 1473	CHAMPION-PIGEON RIVER SEEP	CANTON MILL	CANTON	Evaluation Pending
HAYWOOD	NCD003148 889	CHAMPION INTERNATIONAL_CANTON MILL	NEWFOUND STREET	CANTON	SPL
HAYWOOD	NCD982119 463	DAYCO LANDFILL CRYME COVE ROAD	SR 1134	WAYNESVILLE	SPL
HAYWOOD	NC0000195 701	A.C. LAWRENCE LEATHER CO	100 WEST MAIN STREET	HAZELWOOD	NFA
Henderson	NONCD000 1497	Chrisman's Garage	6352 B Hendersonville Road	Fletcher	Evaluation Pending
Henderson	NONCD000 1603	DIAMOND BRAND CANVAS PRODUCTS	HIGHWAY 25	NAPLES	Evaluation Pending
HENDERSON	NCD003155 405	FEDERAL PAPER BOARD CO., INC.	200 TABOR RD, SR 1809	EAST FLAT ROCK	NFA
HENDERSON	NCD093334 209	WILSON, RALPH PLASTICS	CANE CREEK IND PARK	FLETCHER	Voluntary (AA)

HENDERSON	NCD986185411	OLD WESTERN NC FAIRGROUNDS	BTWN US 176 & SOUTHER RR	EAST FLAT ROCK	NFA
HENDERSON	NONCD0002471	NAPLES ASHEVILLE HWY PCE	US 25 & I 26	NAPLES	Evaluation Pending
Henderson	NONCD0002617	TRACY LIPE	31 KINGWOOD HILLS DR.	FLETCHER	Evaluation Pending
HENDERSON	NCD986180917	SPANN PROPERTY	US HIGHWAY 25	HENDERSONVILLE	SPL
HENDERSON	NONCD0003130	ROBINSON TERRACE VOCS	810 ROBINSON TERRACE	HENDERSONVILLE	Evaluation Pending
Henderson	NONCD0003173	HOOPERS CREEK ROAD VOCS	HOOPERS CREEK ROAD	FLETCHER	Evaluation Pending
HENDERSON	NCD054282272	CAROLINA LOG BLDGS, INC.	HOWARD GAP RD	FLETCHER	NFA
Henderson	NONCD0001663	EATON FACILITY (FORMER)	LANE CREEK INDUSTRIAL PK.	FLETCHER	Evaluation Pending
HENDERSON	NONCD0001090	OLD MILL BLDG	301 FOURTH AVE EAST	HENDERSONVILLE	SPL
Henderson	NONCD0003087	MAIN ST SOLVENT CONTAMINATION_500 BLOCK	510 TO 520 S MAIN STREET	HENDERSONVILLE	Evaluation Pending
HENDERSON	NCD003150539	CRANSTON PRINT WORKS COMPANY	US 25	FLETCHER	NFA
HENDERSON	NCD024617524	BELDING CORTICELLI THREAD CO.	US 64 W	HENDERSONVILLE	NFA
Henderson	NONCD0001852	HIGHWAY 26 EAST MILE MARKER 45.75	HIGHWAY 26 EAST	HENDERSONVILLE	Evaluation Pending
Henderson	NONCD0001722	FLETCHER PUBLIC WORKS SITE	21 HOWARD GAP RD.	FLETCHER	Evaluation Pending
HENDERSON	NCD062572391	STEELCASE, INCORPORATED	CANE CREEK IND PARK	FLETCHER	NFA
HENDERSON	NONCD0002569	ARVIN MERITOR, INC	1000 ROCKWELL DR	FLETCHER	Evaluation Pending
Hertford	NONCD0002180	NCDOT FACILITY-UNION	NCSR 1130	UNION	Evaluation Pending
HERTFORD	NONCD0002623	RED APPLE MARKETS #40 (FMR)	925 E MEMORIAL DR	AHOSKIE	SPL
HERTFORD	NONCD0001685	EAST MAIN STREET PCE	EAST MAIN ST	MURFREESBORO	SPL
HERTFORD	NONCD0001176	MURFREESBORO VENEER	307 N 2ND ST	MURFREESBORO	SPL
Hertford	NONCD0001952	KERR FACILITY - AHOSKIE	228 JOHNNY MITCHELL RD	AHOSKIE	SPL
HERTFORD	NCN000407205	TRI-COUNTY AIRPORT	NC 561	AULANDER	SPL
HERTFORD	NCD050412923	WEST POINT PEPPERELL AHOSKIE	MITCHEL ROAD	AHOSKIE	NFA
HERTFORD	NCD981929185	MIDNIGHT DUMPING	NC 11 & SR 1106	AHOSKIE	NFA
HERTFORD	NCD097724306	GA-PACIFIC CORP CHIP-N-SAW	HARRELLSVILLE HWY 561	AHOSKIE	NFA
HERTFORD	NCD065288847	CF NITROGEN, INCORPORATED	HWY 45	WINTON	SPL
HERTFORD	NONCD0002368	EASTERN CAR CARE (FRMR)	703 E MAIN ST	MURFREESBORO	SPL
HERTFORD	NCN000410290	RIVERSIDE CHEMICAL	110 NC42 WEST	AHOSKIE	Evaluation Pending
Hertford	NONCD0001677	ELECTRIC MOTOR SERVICE	2103 US HWY 13 SOUTH	AHOSKIE	SPL
HERTFORD	NCD045924487	CAROLINA ALUMINUM/EASCO/ALFINITY	600 METCALF STREET	WINTON	SPL
HERTFORD	NONCD0001488	COLLEGE TEXACO (FRMR)	301 W MAIN ST	MURFREESBORO	NFA
HERTFORD	NONCD0001204	SOUTHERN STATES-AHOSKIE SERVICE	1383 MEMORIAL DR	AHOSKIE	Evaluation Pending
HERTFORD	NONCD0001029	R & D LAMINATORS INC	HOLLOMAN ROAD (SR 1187)	AHOSKIE	SPL
HOKE	NC0001279710	WOODY WILSON BATTERY/ASHLEY HEIGHTS	301 OLD PINEHURST RD	ASHLEY HEIGHTS	SPL
Hoke	NONCD0003193	FARM CHEMICALS RAEFORD	2274 ST. PAULS HWY	RAEFORD	SPL
HOKE	NCD981021546	KOPPERS BORROW PIT	RT. 211	ASHLEY HEIGHTS	NFA
Hoke	NONCD0001998	LEONARD THOMPSON (GROVES SALVAGE)	T C JONES ROAD	RAEFORD	Evaluation Pending
HOKE	NONCD0000005	WOODY WILSON-MCCAIN	SR1215 & SR1219	MCCAIN	Evaluation Pending
HOKE	NONCD0002834	BURLINGTON INDUSTRIES	1000 TURNPIKE RD	RAEFORD	Evaluation Pending

Hyde	NONCD000 1886	Hyde County Courthouse	30 OYSTER CREEK RD	Swan Quarter	SPL
Iredell	NONCD000 1931	JOHN BOYLE FACILITY	STATESVILLE	STATESVILLE	Evaluation Pending
IREDELL	NONCD000 2892	MERCHANTS METALS (MMI PRODUCTS)	165 FANJOY RD	STATESVILLE	Evaluation Pending
IREDELL	NCD003520 301	OVERCASH MACHINE SHOP, INC.	865 CONNOR STREET	STATESVILLE	SPL
IREDELL	NCD986197 291	STATESVILLE COAL GAS PLANT	615 SOUTH CENTER STREET	STATESVILLE	Voluntary (AA)
IREDELL	NCD042269 134	SOUTHERN SCREW/FARLEY METALS	1225 BARKLEY RD	STATESVILLE	SPL
Iredell	NONCD000 2465	SHELBY WILLIAMS - STATESVILLE PLANT	401 MEACHAM ROAD	STATESVILLE	Evaluation Pending
Iredell	NONCD000 2173	NCDOT ASPHALT SITE #66/APAC	164 Bostian Bridge Dr (off BUF	STATESVILLE	Evaluation Pending
Iredell	NONCD000 1918	JANTZEN WELL- G.L.WILSON	WILSON PARK ROAD	STATESVILLE	Evaluation Pending
IREDELL	NONCD000 2813	OLD MOUNTAIN RD WATER SUPPLY WELLS	OLD MOUNTAIN RD & N MAIN ST	TROUTMAN	Evaluation Pending
IREDELL	NONCD000 0070	BENFIELD SANITATION SERVICE	1809 W FRONT ST	STATESVILLE	SPL
IREDELL	NONCD000 0033	SPRINGS IND/UNIGLASS IND.	535 CONNER ST.	STATESVILLE	Evaluation Pending
Iredell	NONCD000 1402	BURLINGTON INDUSTRIES	476 SOUTH MAIN STREET	MOORESVILLE	Evaluation Pending
Iredell	NONCD000 2214	NORTH AMERICAN PRODUCTS	1053 CRAWFORD RD	STATESVILLE	Evaluation Pending
Iredell	NONCD000 2427	ROYSTER-CLARK FERTILIZER FACILITY	3210 TAYLORSVILLE HIGHWAY	STATESVILLE	Voluntary (AA)
Iredell	NONCD000 2213	NORTEX INTERNATIONAL, INC	523 PATTERSON AVE	MOORESVILLE	NFA
Iredell	NONCD000 2226	O W SLANE GLASS WELL	606 MECHAM ROAD	STATESVILLE	Evaluation Pending
Iredell	NONCD000 2596	THONET PROPERTY #2	WISE STREET AND MEETING STREET	STATESVILLE	Evaluation Pending
IREDELL	NCD986230 688	COMMERCIAL VEHICLE GROUP, INC	2227 OLD SALISBURY HWY (US 70)	STATESVILLE	Voluntary (AA)
IREDELL	NCD081434 219	CLARK EQUIPMENT COMPANY/AXLE DIV.	I40 & I77	STATESVILLE	NFA
Iredell	NONCD000 1902	INGERSOLL RAND	800-A BEATY RD.	DAVIDSON	NFA
IREDELL	NCD097362 594	BERNHART FURNITURE CO. PLANT #8	HWY 21	TROUTMAN	NFA
Iredell	NONCD000 2342	PUBLIC SERVICE COMPANY OF NORTH CAROLINA	433 DRAKE STREET	STATESVILLE	Evaluation Pending
Iredell	NONCD000 2034	MARTIN PROPERTY #2	2328 DAVIE AVE	STATESVILLE	Evaluation Pending
IREDELL	NONCD000 2031	OLD MOUNTAIN & BUFFALO SHOALS RDS WELLS	BUFFALO SHOALS & OLD MOUNTAIN	STATESVILLE	Evaluation Pending
Iredell	NONCD000 2635	TROUTMAN PULPWOOD #2	116 WHITE MILL RD	STATESVILLE	Evaluation Pending
Iredell	NONCD000 2649	UNITED ENGRAVING	320 MEACHAM ROAD	STATESVILLE	Evaluation Pending
IREDELL	NCD003215 696	HUNT MANUFACTURING	2301 SPEEDBALL ROAD	STATESVILLE	Voluntary (AA)
Iredell	NONCD000 2307	PILCH, INC (FORMERLY PEARTREE RD)	PILCH RD	TROUTMAN	Evaluation Pending
IREDELL	NCD048462 881	ARMOLOY CO OF NC/HI-TECH	1603 SALISBURY ROAD	STATESVILLE	SPL
IREDELL	NONCD000 1230	AG LIQUIDS	2504 DAVIE AVENUE	STATESVILLE	Evaluation Pending
Iredell	NONCD000 2337	PSNC ENERGY MOORESVILLE, FORMER	1116 & 1122 NORTH MAIN STREET	MOORESVILLE	Evaluation Pending
IREDELL	NCD980600 530	GTE PRODUCTS CORPORATION	SR 2350	TROUTMAN	NFA
Iredell	NONCD000 1580	D&G MART SOLVENTS	792 BRAWLEY SCHOOL ROAD	MOORESVILLE	Evaluation Pending
IREDELL	NCD003236 841	WARLICK PAINT COMPANY	945 MONROE ST	STATESVILLE	SPL
Iredell	NONCD000 1481	CHARLOTTE HIGHWAY WELLS	CHARLOTTE HIGHWAY AND CORNELIU	MOORESVILLE	Evaluation Pending
Iredell	NONCD000 2722	WILDWOOD LOOP	133 - 137 WILDWOOD LOOP	STATESVILLE	Evaluation Pending
Iredell	NONCD000 1761	GENERAL STORE SOLVENTS	849 OAKRIDGE FARM ROAD	MOORESVILLE	Evaluation Pending
Iredell	NONCD000 1339	BENFIELDS PAINT AND BODY SHOP	SR 2308	STATESVILLE	Evaluation Pending

Iredell	NONCD000 2481	SMITHS DRY CLEANERS #2	225 GORDON AVENUE	STATESVILLE	Evaluation Pending
IREDELL	NCD003235 413	NIEMAND INDUSTRIES	2500 WEST FRONT STREET	STATESVILLE	NFA
IREDELL	NONCD000 2804	PETRO EXPRESS #31	131 TURNERSBURG HWY (HWY21)	STATESVILLE	Evaluation Pending
IREDELL	NONCD000 0094	IREDELL COUNTY FIRE TRAINING GRNDS	MURDOCK ROAD	TROUTMAN	NFA
IREDELL	NONCD000 2733	PERTH ROAD PCE SITE	1156 PERTH RD	TROUTMAN	Evaluation Pending
Jackson	NONCD000 1630	DOT-ASPHALT TESTING SITE #18	SR 1377	DILLSBORO	Evaluation Pending
Jackson	NONCD000 3211	NCDOT MAINT FACILITY CASHIERS NON- UST	150 US 64 W	CASHIERS	Evaluation Pending
JOHNSTON	NONCD000 1148	UNION CARBIDE	HWY 42	CLAYTON	SPL
Johnston	NONCD000 1340	BENSON NEWSPAPER PRINTING	611 CHICOPEE ROAD	BENSON	Evaluation Pending
Johnston	NCD080892 441	CHAMPION PRODUCTS INC	350 ATKINSON ST	CLAYTON	Evaluation Pending
Johnston	NONCD000 2076	MILLERS AUTO SALES	13513 US HIGHWAY 70	CLAYTON	NFA
JOHNSTON	NCD042888 230	ASM CORPORATION	1211 S FIRST ST	SMITHFIELD	NFA
Johnston	NONCD000 2447	SAUCEDO PROP. / NCDOT SITE #69	US HWY. 701	NEWTON GROVE	Evaluation Pending
JOHNSTON	NCD086330 412	DATA GENERAL CORPORATION	NC 42 E	CLAYTON	NFA
JOHNSTON	NONCD000 3079	KINDER MORGAN SELMA SPILL	2200 W OAK ST	SELMA	Evaluation Pending
Johnston	NONCD000 3232	Gurley Mill Princeton	120 S PINE ST	PRINCETON	Evaluation Pending
JOHNSTON	NONCD000 1208	APAC-PRINCETON ASPHALT PLANT	1288 RAINS MILL RD	PRINCETON	NFA
JOHNSTON	NONCD000 2852	CLAYTON FARMS	1833 LOOP RD	CLAYTON	SPL
JOHNSTON	NCD054417 308	COASTAL CHEMICAL CORP.	NC 42	CLAYTON	SPL
JOHNSTON	NCD986171 338	PEELE CO. PESTICIDE DISPOSAL	NC 42 EAST	CLAYTON	SPL
JOHNSTON	NONCD000 2840	WEST CLAYTON MOBILE VILLAGE	OLD US 70 WEST	CLAYTON	NFA
JOHNSTON	NONCD000 2897	NC DOT BRIDGE #71	BUFFALO CRK & NC96 BRIDGE	SELMA	Evaluation Pending
Johnston	NONCD000 2186	NCDOT SELMA PLANT P-11	PEEDIN STREETA.G. LEE TRUCK ST	SELMA	Evaluation Pending
JOHNSTON	NONCD000 2853	EATON MANUFACTURING	1100 E PRESTON ST	SELMA	Voluntary (AA)
Johnston	NONCD000 1405	BURLINGTON INDUSTRIES-SMITHFIELD	1305 GRAM STREET, PO BOX 691	SMITHFIELD	Evaluation Pending
JOHNSTON	NCD000770 032	AMERICAN PETROFINA MKTG	SR 1929	SELMA	NFA
JOHNSTON	NCD075559 526	BP OIL/GULF PRODUCTS DIVISION	WILSON'S MILL RD SR 1003	SELMA	NFA
JOHNSTON	NCN000410 293	GURMICO CHEMICALS	9710 HWY 70 E	PRINCETON	Evaluation Pending
JOHNSTON	NONCD000 3113	3C PACKAGING	1000 CC DRIVE	CLAYTON	SPL
JOHNSTON	NCD991278 730	SQUIBB E R & SONS	FLOWERS RD	KENLY	SPL
JOHNSTON	NCD003528 825	FIELDCREST MILLS INC.	WALPAT RD	SMITHFIELD	SPL
JOHNSTON	NCD009305 699	GTE SYLVANIA, INC.	INDUSTRIAL PARK DR	SMITHFIELD	SPL
JOHNSTON	NCD003183 480	UNION CAMP CORPORATION	524 BROGDEN RD	SMITHFIELD	SPL
LEE	NONCD000 3065	PANTRY 219	1413 BROADWAY	SANFORD	Evaluation Pending
LEE	NCN000409 783	WHITIN ROBERTS PLANT #2	202 MAPLE AVE	SANFORD	SPL
LEE	NONCD000 2843	TRION, INC	101 MCNEILL RD	SANFORD	NFA
LEE	NONCD000 2998	WICKER ST NAPHTHALENE	229 WICKER ST	SANFORD	Evaluation Pending
LEE	NCD981929 813	CARBONTON ROAD DRUM SITE	2816 CARBONTON ROAD	SANFORD	NFA
LEE	NCD981021 652	SAN LEE PARK	PUMPING STATION RD-NC1510	SANFORD	NFA

Lee	NONCD000 1662	EATON CORPORATION - SANFORD	3020 LEE AVENUE	SANFORD	Voluntary (AA)
Lee	NONCD000 2446	SAPONA MILLS	311 EAST ROSE STREET	SANFORD	Evaluation Pending
Lee	NONCD000 2188	NCDOT SITE #44/QUAIL RIDGE	QUAIL RIDGE DR.	SANFORD	Evaluation Pending
LEE	NONCD000 3104	LEE AVE PCE CONTAMINATION	2820 LEE AVE	SANFORD	Evaluation Pending
LEE	NCN000409 854	ROMATIC MANUFACTURING	402 E ROSE ST	SANFORD	SPL
LEE	NCD067427 922	STANADYNE, INC.	COX MILL RD	SANFORD	NFA
LEE	NCD053490 462	SINGER CO/FURNITURE DIV SANFORD	133 CHARLOTTE AVE	SANFORD	NFA
LEE	NCD067428 821	SIEMENS-ALLIS, INC/SWITCHGEAR DIV	5000 WOMACK RD	SANFORD	SPL
LEE	NONCD000 2944	PANTRY 385	3420 WICKER ST	SANFORD	Evaluation Pending
Lee	NONCD000 2512	SPANCO INDUSTRIES	1604 BOON TRAIL RD.	SANFORD	Evaluation Pending
Lee	NONCD000 2027	MAKEPEACE PROPERTY	1214 HAWKINS AVENUE	SANFORD	Evaluation Pending
Lee	NONCD000 1988	LEE PAVING / NCDOT SITE #31	SR 1179 (ROCKY FORK CH.RD.)	SANFORD	Evaluation Pending
LEE	NCD003218 161	CORNELL-DUBILIER ELECTRONICS	2652 DALYRUMPLE STREET	SANFORD	SPL
LEE	NCD981747 934	COX MILL ROAD PLATING	3723 COX MILL ROAD	SANFORD	NFA
LEE	NCD982119 588	BUCKHORN ROAD	2427 BUCKHORN ROAD	SANFORD	NFA
Lee	NONCD000 2531	STANLEY FASTENING	2903 LEE AVE	SANFORD	SPL
LEE	NCD000281 832	SANFORD PLATING COMPANY	SR 1466	SANFORD	SPL
Lee	NONCD000 2013	LOCK ON	1506 LANDIS STREET	SANFORD	Evaluation Pending
LEE	NONCD000 1030	BLR	2911 JUNO DR	SANFORD	SPL
LEE	NONCD000 3085	COCA COLA SANFORD	1605 HAWKINS AVE	SANFORD	Evaluation Pending
LEE	NCD057037 178	PFIZER INC/COTY DIVISION	COX MILL RD & HWY 42 E	SANFORD	SPL
LEE	NC0000998 336	CP PROPERTIES	2350 BROWN ROAD	SANFORD	SPL
Lee	NONCD000 2090	MOEN - SANFORD	2609 COX MILL RD.	SANFORD	NFA w/ Restrictions
LEE	NONCD000 0049	C. E. SMITH PROPERTY	1400 TRAMWAY ROAD	SANFORD	NFA
Lee	NONCD000 1456	CARRIER RENTAL SYSTEMS	4300 OAK PARK	SANFORD	Evaluation Pending
Lenoir	NONCD000 3215	D&H Dehaii Property	1155 Enterprise Blvd	Kinston	Evaluation Pending
LENOIR	NCN000410 174	DALY-HERRING COMPANY/PRILLAMAN	NEUSE RD	KINSTON	Evaluation Pending
LENOIR	NCD986197 366	KINSTON COAL GAS PLANT	SOUTH & HERITAGE STREETS	KINSTON	Voluntary (AA)
LENOIR	NCN000407 582	WEST PHARMACEUTICAL SERVCS	2525 ROUSE RD EXT	KINSTON	Voluntary (AA)
LENOIR	NONCD000 2004	COLONIAL ICE COMPANY (FRMR)	405 E KING ST	KINSTON	Evaluation Pending
LENOIR	NONCD000 2576	CASWELL CENTER RESEARCH FARM	2415 W VERNON AVE	KINSTON	Evaluation Pending
LENOIR	NCD001725 464	BORDEN CHEMICAL SMITH-DOUGLASS	3106 HWY 11 NORTH	KINSTON	Evaluation Pending
Lenoir	NONCD000 1877	HUGH D. WALLER-TRAVELERS	224 E WASHINGTON ST	LA GRANGE	Evaluation Pending
LENOIR	NONCD000 3031	KINSTON SHIRT FACTORY	501 E CASWELL ST	KINSTON	Evaluation Pending
Lenoir	NONCD000 1524	COCA COLA WAREHOUSE	4191 W VERNON AVE	KINSTON	NFA
Lenoir	NONCD000 1521	COASTAL LUMBER COMPANY - KINSTON SAWMILL	800 HULL ROAD	KINSTON	Evaluation Pending
Lenoir	NONCD000 2755	Woods Service Station - Former	108 W. Washington Street	La Grange	Evaluation Pending
LENOIR	NCD986214 989	KINSTON TORNADO SITE	STATE ROAD 1921	KINSTON	NFA
Lenoir	NONCD000 2028	MALLARD GRIFFIN LUMBER	1304 W VERNON AVE	KINSTON	SPL

LENOIR	NONCD000 2915	SUTTON PROPERTY	223 E WASHINGTON ST	LA GRANGE	Evaluation Pending
LENOIR	NONCD000 2886	SALE FORD	1145 US HWY 258	KINSTON	NFA
LENOIR	NONCD000 2818	DUPONT-KENTEC	BRAXTON RD (SR 1802)	GRIFTON	Voluntary (AA)
LINCOLN	NONCD000 1154	ROBERT BOSCH TOOL CORP	129 LEGIONAIRE RD	LINCOLNTON	Voluntary (AA)
LINCOLN	NCD990745 242	VERMONT AMERICAN CORPORATION	MAIDEN HWY 321 N	LINCOLNTON	NFA
LINCOLN	NONCD000 1069	GENERAL MARBLE COMPANY	350 NORTH GENERALS BLVD	LINCOLNTON	Evaluation Pending
LINCOLN	NCD083674 713	HULL SERVICE STATION/PHILLIPS 66	HIGHWAY 274 SOUTH	VALE	SPL
Lincoln	NCN000410 439	SOUTHSIDE ROAD INCIDENT	SOUTHSIDE RD & SOUTHFORK RD	LINCOLNTON	Evaluation Pending
Lincoln	NONCD000 2396	RHYNE MILLS, INC.	HWY 150, LINCOLNTON	LINCOLNTON	Evaluation Pending
LINCOLN	NONCD000 2924	US \$2.50 CLEANERS	7558 HWY 73	DENVER	Evaluation Pending
LINCOLN	NONCD000 3059	EAST LINCOLN FIRE STATION (FRMR)	7654 NC HWY 73	STANLEY	Evaluation Pending
LINCOLN	NCD049772 023	H & S PROCESSORS, INC.	NC HIGHWAY 150 WEST	LINCOLNTON	SPL
Lincoln	NONCD000 1526	COCHRANE FURN. DIV #15	402 SOUTH EDWARDS ST	LINCOLNTON	Evaluation Pending
Lincoln	NONCD000 1703	FAIRLAND LANE	125 FAIRLAND LANE	LINCOLNTON	Evaluation Pending
LINCOLN	NONCD000 2673	ENVIRONETICS BURN SITE	ASHBURY CHURCH RD	IRONTON	Evaluation Pending
Lincoln	NONCD000 2696	WARLICKS GROCERY	2673 PLATEAU ROAD	VALE	Evaluation Pending
LINCOLN	NONCD000 0009	TREND LINE FURNITURE CORP.	321 INDUSTRIAL PARK ROAD	LINCOLNTON	NFA
Lincoln	NONCD000 1883	ASPEN STREET PCE	N ASPEN ST	LINCOLNTON	Evaluation Pending
Lincoln	NONCD000 1577	CULP, INC. (FORMERLY ARTEE INDUSTRIES)	1808 INDIAN CREEK ROAD	LINCOLNTON	Evaluation Pending
LINCOLN	NONCD000 1827	ABERNETHY TEXACO PCE	5781 E HWY 150	LINCOLNTON	Evaluation Pending
Lincoln	NONCD000 2386	REINHARDT CIRCLE TCE SITE	REINHARDT CIRCLE	IRON STATION	Evaluation Pending
LINCOLN	NCD981929 367	FURNACE ROAD ABANDONED DRUMS	SR 1355	LINCOLNTON	NFA
LINCOLN	NONCD000 2914	HERNDON CHAPEL CHURCH LANE	225&235 HERNDON CHAPEL CHURCH	LINCOLNTON	Evaluation Pending
Lincoln	NONCD000 1838	HELMER WELL	5420 BIG CREEK HOLLAR	ALEXIS	Evaluation Pending
Lincoln	NONCD000 2587	TEXTILE PIECE DYEING	HIGHWAY 321, NORTH BYPASS	LINCOLNTON	Evaluation Pending
Macon	NONCD000 1737	FRANKLIN QUARRY-NCDOT-SITE #15	HIGHWAY 64	FRANKLIN	Evaluation Pending
MACON	NONCD000 2967	PARRISH PROPERTY-DESOTO TRAIL	3370 BRYSON CITY RD	FRANKLIN	Evaluation Pending
MADISON	NCD980848 782	MADISON COUNTY CYANIDE SITE	7735 NC 63 HWY	LEICESTER	SPL
Madison	NONCD000 1884	HWY 23 ACETIC ACID SPILL	HIGHWAY 23	MARS HILL	Evaluation Pending
Madison	NONCD000 1543	COOKS FARM AND GARDEN	4050 NC HIGHWAY 208	MARSHALL	Evaluation Pending
MADISON	NONCD000 2955	ANDREWS AVE SOLVENT RELEASE	172 S ANDREWS AVE	HOT SPRINGS	Evaluation Pending
MADISON	NCN000410 861	DERRINGER DRIVE	DERRINGER DRIVE	MARSHALL	Evaluation Pending
MADISON	NCD062571 658	HONEYWELL MICRO SWITCH DIV.	1 HICKORY DRIVE	MARS HILL	SPL
MARTIN	NCD000623 223	MARTIN MANUFACTURING PROPERTIES	E MAIN ST US 17	WILLIAMSTON	SPL
MARTIN	NONCD000 1016	ROYSTER-CLARK FERTILIZER PLANT	1598 HINES RD	OAK CITY	SPL
MARTIN	NONCD000 1169	LIBERTY FABRICS (FORMER)	US 64	JAMESVILLE	SPL
MARTIN	NCD003184 520	WEST POINT PEPPERELL HAMILTON	HWY 125	HAMILTON	NFA
MARTIN	NCD981030 893	MUSIC CLUB PESTICIDE SITE	SE QUADRANT OF INT US 17	WILLIAMSTON	SPL
MARTIN	NONCD000 0013	CAROLINA HARDWOODS	158 FACTORY STREET	WILLIAMSTON	SPL

Martin	NONCD000 3227	Triangle Chemical Company	WASHINGTON ST & DIXIE DR	WILLIAMSTON	Evaluation Pending
Martin	NONCD000 2381	Reddick Fumigants, Inc.	3002 West Main Street	Williamston	SPL
MARTIN	NONCD000 1161	PEELE'S SERVICE STATION/HONORA MANNING	2771 OLD HWY 64	JAMESVILLE	Evaluation Pending
Martin	NONCD000 1235	ALAMAC KNITS (DYERSBURG CORP.)	NC HWY 125	HAMILTON	Evaluation Pending
MARTIN	NONCD000 2798	TOWN AND COUNTRY CLEANERS	617 WASHINGTON ST	WILLIAMSTON	SPL
MARTIN	NCD981744 618	UNITED ORGANICS		WILLIAMSTON	NFA
MCDOWELL	NCD980838 551	MCDOWELL FIREMAN ASSOCIATION SITE	SR 1214 GREENLEE ROAD	MARION	SPL
MCDOWELL	NONCD000 1128	RESOLUTION PACKAGING	468 CAROLINA AVE	MARION	SPL
MCDOWELL	NCD059140 764	TRAVENOL LABS, INCORPORATED	HWY 221 N	MARION	NFA
MCDOWELL	NONCD000 0010	UNITED MERCHANTS/OLD FORT PLANT	NORTH OF INTERSTATE 40	OLD FORT	Evaluation Pending
MCDOWELL	NCD986232 676	ROCK-TENN MARION FOLDING	33 BURGIN ST	MARION	SPL
MCDOWELL	NCN000410 250	ETHAN ALLEN FURNITURE	HWY 70	OLD FORT	NFA
MCDOWELL	NONCD000 2389	APACHE WELLS	640 APACHE PATH	MARION	Evaluation Pending
MCDOWELL	NCD074510 728	ETHAN ALLEN INC./BLUE RIDGE DIV.	COMMERCE STREET	OLD FORT	NFA
MCDOWELL	NCD003157 377	AMERICAN THREAD/SEVIER PLANT	630 AMERICAN THREAD RD	MARION	NFA w/ Restrictions
MCDOWELL	NONCD000 1075	HIGGINS TOWNSHIP FIRING RANGE	NC 226	MARION	NFA
McDowell	NCN000410 289	METAL INDUSTRIES	HWY 70 WEST	MARION	Evaluation Pending
MCDOWELL	NONCD000 2435	MY FAVORITE MARTIN TRUCK ACCIDENT	US 221 S RT OF WAY	MARION	Evaluation Pending
MECKLENB URG	NONCD000 2634	CAMDEN, KINGSTON, & PARK SOLVENTS	W KINGSTON AVE & CAMDEN RD	CHARLOTTE	Evaluation Pending
MECKLENB URG	NCD980518 211	IRT/IBM CORPORATION	4101 S I-85	CHARLOTTE	SPL
MECKLENB URG	NONCD000 1041	MITCHELL & BECKER	1928 SOUTH BOULEVARD	CHARLOTTE	NFA
MECKLENB URG	NCD980558 779	PHOENIX RESOURCES, INC.	1373 E MOREHEAD STREET	CHARLOTTE	NFA
MECKLENB URG	NONCD000 1101	STRONGHAVEN WAREHOUSE	433 EAST JOHNS ST	MATTHEWS	Voluntary (AA)
Mecklenburg	NCN000410 441	SCERCY WELL/ROBINWOOD DR	5101 ROBINWOOD DRIVE	CHARLOTTE	Evaluation Pending
MECKLENB URG	NONCD000 1037	WEST BLVD	224 & 228 WEST BLVD	CHARLOTTE	Evaluation Pending
MECKLENB URG	NONCD000 1067	CC DICKSON	1524 SOUTH BOULEVARD	CHARLOTTE	SPL
MECKLENB URG	NONCD000 2860	BREVARD & 4TH STS CONTAMINATION	BREVARD AND 4TH STS	CHARLOTTE	Evaluation Pending
MECKLENB URG	NONCD000 1104	CATO FARMS	11415 TOM SHORT ROAD	CHARLOTTE	Evaluation Pending
MECKLENB URG	NONCD000 1106	MICROTRON ABRASIVES, INC	10424 RODNEY ST	PINEVILLE	SPL
Mecklenburg	NONCD000 2654	UNIVERSAL STAINLESS	10801 NATIONS FORD ROAD	PINEVILLE	Evaluation Pending
MECKLENB URG	NONCD000 3012	CHADBOURN GOTHAM, INC	JORDAN PL & DAVIDSON ST	CHARLOTTE	Evaluation Pending
MECKLENB URG	NCN000405 052	DAVIDSON ASBESTOS	DEPOT, EDEN, SLOAN, WATSON & CRANE	DAVIDSON	Evaluation Pending
MECKLENB URG	NONCD000 2890	YARDS AT NODA	400 E 33RD ST	CHARLOTTE	Evaluation Pending
MECKLENB URG	NONCD000 3029	BLOCK 42	500 N COLLEGE ST	CHARLOTTE	Evaluation Pending
MECKLENB URG	NONCD000 1076	SOUTHSIDE INVESTMENTS LLC	2222 SOUTH BLVD	CHARLOTTE	SPL
MECKLENB URG	NCN000410 302	RIDGE LANE RD DIELDRIN CONTAMINATION	RIDGE LANE RD	CHARLOTTE	Evaluation Pending
MECKLENB URG	NCD062567 623	DIAMOND SHAMROCK CORP/HENKEL PROCES	3300 WESTINGHOUSE BLVD	CHARLOTTE	NFA
MECKLENB URG	NCN000409 865	FORSHAW CHEMICALS	650 STATE ST	CHARLOTTE	SPL
Mecklenburg	NONCD000 2611	TOWN CENTER PROJECT	20101 N MAIN ST	CORNELIUS	Evaluation Pending

MECKLENB URG	NONCD000 2895	UNITED SCRAP, INC.	3600 PRIMROSE AVE	CHARLOTTE	Evaluation Pending
Mecklenburg	NONCD000 2618	TRADEMART ASSOC UNITED PROP	500 BLOCK S COLLEGE STREET	CHARLOTTE	Evaluation Pending
MECKLENB URG	NCD062552 989	MALLARD CREEK RD/UNION OIL CO OF CA	14700 MALLARD CREEK RD	CHARLOTTE	Voluntary (AA)
MECKLENB URG	NONCD000 3034	NORFOLK SOUTHERN INTERMODAL	325 PARKWOOD AVE	CHARLOTTE	Evaluation Pending
MECKLENB URG	NONCD000 3035	CAROLINA ASBESTOS CORP	301 DEPOT ST	DAVIDSON	Evaluation Pending
MECKLENB URG	NONCD000 2757	IDLEWILD RD CARBON TETRACHLORIDE	13101 IDLEWILD RD	MINT HILL	Evaluation Pending
MECKLENB URG	NONCD000 1091	WEST MOREHEAD ST PESTICIDE	147 W MOREHEAD ST	CHARLOTTE	NFA
Mecklenburg	NONCD000 2753	WOODLAWN CENTER PROPERTY	1600 WOODLAWN ROAD	CHARLOTTE	Evaluation Pending
MECKLENB URG	NCD062553 490	FLEET TRANSPORT CO., INC.	6712 FREEDOM DRIVE	CHARLOTTE	Evaluation Pending
MECKLENB URG	NONCD000 2948	GREEN CROSS DRY CLEANERS	9101 MONROE RD; STE 100	CHARLOTTE	Evaluation Pending
MECKLENB URG	NONCD000 1051	YUASA-EXIDE DISTRIBUTION CTR	3713 N. DAVIDSON ST.	CHARLOTTE	NFA
Mecklenburg	NONCD000 2771	YELLOW FREIGHT SYSTEM 3	11001 REAMES ROAD	CHARLOTTE	Evaluation Pending
MECKLENB URG	NCD981861 214	CHARLOTTE TRANSPORTATION TERMINAL	2246 OLD STEELE CREEK RD	CHARLOTTE	Voluntary (AA)
MECKLENB URG	NCD066309 113	PIEDMONT HEAT TREATING CORP	3311 GRIFFITH STREET	CHARLOTTE	NFA
MECKLENB URG	NCD980503 155	SUMMIT AVENUE SITE	420 SOUTH SUMMIT AVE	CHARLOTTE	NFA
MECKLENB URG	NONCD000 1097	COPEX-VULCAN, INC	601 W SUMMIT AVE	CHARLOTTE	Voluntary (AA)
MECKLENB URG	NCN000407 830	CLOROX CHEMICAL	800 GESCO ST	CHARLOTTE	SPL
Mecklenburg	NONCD000 2609	TOMMYS AUTOMOTIVE - SOLVENTS	6000 THE PLAZA	CHARLOTTE	Evaluation Pending
MECKLENB URG	NCD981921 083	SWIFT ADHESIVES	9724 INDUSTRIAL DRIVE	PINEVILLE	SPL
MECKLENB URG	NONCD000 1066	DIMETRICS INC	404 ARMOUR STREET	DAVIDSON	Evaluation Pending
Mecklenburg	NONCD000 2756	WOODWARD NITRATES	19714 STOUGH FARM ROAD	CORNELIUS	Evaluation Pending
MECKLENB URG	NCD981927 908	KIDD LANE BATTERY DISPOSAL	3607 KIDD LANE	CHARLOTTE	SPL
Mecklenburg	NONCD000 2760	WORTH CHEMICAL	818 TUCKASEEGEE ROAD	CHARLOTTE	Evaluation Pending
Mecklenburg	NONCD000 2620	TRANE SERVICE FIRST	4500 MORRIS FIELD DRIVE	CHARLOTTE	Evaluation Pending
MECKLENB URG	NCD980557 763	SWIFT ADHESIVES & COATINGS/CHARLOTTE	2917 YOUNGBLOOD STREET	CHARLOTTE	NFA
MECKLENB URG	NONCD000 2991	QUARLES PETROLEUM-WEST CRAIGHEAD RD	1509 W CRAIGHEAD RD	CHARLOTTE	Evaluation Pending
MECKLENB URG	NCD980799 019	CHEROKEE OIL	1201 BERRYHILL ROAD	CHARLOTTE	SPL
MECKLENB URG	NCD081332 900	INX (FORMER) FACILITY	3200 & 3210 CULLMAN AVE	CHARLOTTE	SPL
MECKLENB URG	NONCD000 0068	BARON-BLAKESLEE DIVISION	1225 ATANDO AVE	CHARLOTTE	NFA
MECKLENB URG	NONCD000 0069	PLANK ROAD/UNION CARBIDE	OLD PLANK RD	CHARLOTTE	NFA
MECKLENB URG	NCD093338 119	SCM CORP. GLIDDEN COATINGS & RESINS	3926 GLENWOOD DRIVE	CHARLOTTE	SPL
MECKLENB URG	NONCD000 0011	TERRELL MACHINE SHOP	3000-3030 SOUTH BLVD	CHARLOTTE	SPL
MECKLENB URG	NCD981014 517	DYNATECH	TOOMEY AVE	CHARLOTTE	SPL
MECKLENB URG	NONCD000 0073	H. M. WADE FURNITURE	SOUTH GRAHAM STREET	CHARLOTTE	SPL
MECKLENB URG	NONCD000 2845	CLAWSON RADIATOR (FORMER)	108 WEST PARK RD	CHARLOTTE	Evaluation Pending
MECKLENB URG	NONCD000 0075	FOAMEX/REEVES BROTHERS	18801 OLD STATESVILLE RD	CORNELIUS	SPL
MECKLENB URG	NONCD000 2960	EASTWAY DRIVE & THE PLAZA SOLVENTS	EASTWAY DR & THE PLAZA	CHARLOTTE	Evaluation Pending
MECKLENB URG	NONCD000 2912	PRIMROSE AVE PCE CONTAMINATION	2310 OLD STEELE CREEK RD	CHARLOTTE	Evaluation Pending
MECKLENB URG	NCD986190 239	CHEROKEE OIL	925 SOUTH SUMMIT AVE	CHARLOTTE	SPL

MECKLENB URG	NCD986189 983	MECKLENBURG CO. OIL SPILL BASIN CREE	626 MILLER STREET	CHARLOTTE	NFA
MECKLENB URG	NONCD000 2994	CLARKSON STREET CONTAMINATION	908 S CLARKSON ST	CHARLOTTE	Evaluation Pending
MECKLENB URG	NONCD000 0085	JONES & PRESNELL STUDIO	433 LAWTON ROAD	CHARLOTTE	SPL
MECKLENB URG	NCD093340 487	FLORIDA STEEL CORPORATION	LAKEVIEW RD	CHARLOTTE	NFA w/ Restrictions
MECKLENB URG	NONCD000 2810	PEP BOYS 150	9415 E INDEPENDENCE BLVD	MATTHEWS	NFA
MECKLENB URG	NCD990715 062	HENKEL CORPORATION	600 E SUGAR CREEK RD	CHARLOTTE	NFA
MECKLENB URG	NONCD000 0003	VAN WATERS & ROGERS	ATANDO INDUSTRIAL PARK	CHARLOTTE	SPL
MECKLENB URG	NONCD000 0074	TEXTILE CHEMICAL FACILITY	GRAHAM STREET	CHARLOTTE	SPL
MECKLENB URG	NCD083673 590	BENDIX CORPORATION	701 NORTH I-85 ACCESS RD	CHARLOTTE	Evaluation Pending
MECKLENB URG	NCD091258 806	ESB EXIDE CHARLOTTE SERVICE CTR.	3300 PIPER LN	CHARLOTTE	NFA
MECKLENB URG	NONCD000 2976	PARKWOOD STATION	1721 N CALDWELL ST	CHARLOTTE	Evaluation Pending
MECKLENB URG	NCD980838 379	ROWE CORP PROPERTY/BOULIGNY SITE	433 W MOREHEAD ST	CHARLOTTE	SPL
MECKLENB URG	NONCD000 0041	CIBA-GEIGY	WESTINGHOUSE BLVD	CHARLOTTE	Voluntary (AA)
MECKLENB URG	NCD086861 770	METAL IMPROVEMENT COMPANY	10000 OLD PINEVILLE RD	PINEVILLE	NFA
Mecklenburg	NONCD000 2705	WEST LIDDELL ST	235 WEST LIDDELL STREET	CHARLOTTE	Evaluation Pending
Mecklenburg	NONCD000 2697	WARREN ROAD	WARREN ROAD - NEAR CHAR- DOUG A	CHARLOTTE	Evaluation Pending
MECKLENB URG	NCD085082 311	AMERICAN COLORS INCORPORATED	831 MORETZ AVE	CHARLOTTE	NFA
MECKLENB URG	NCD083678 631	SINCLAIR AND VALENTINE CO.	515 S TURNER AVE	CHARLOTTE	NFA w/ Restrictions
MECKLENB URG	NCD980848 766	GIBBS ELECTROPLATING	5210/5216 HOVIS ROAD	CHARLOTTE	SPL
Mecklenburg	NCD986205 953	SOUTHWOOD CORPORATION	4700 WESTINGHOUSE BLVD	CHARLOTTE	Evaluation Pending
Mecklenburg	NONCD000 2709	WESTOVER SHOPPING CENTER	1506 - 1550 WEST BOULEVARD	CHARLOTTE	Evaluation Pending
MECKLENB URG	NONCD000 2820	MELATEX INC (FORMER MELODY CHEMICALS)	3818 NORTHMORE ST	CHARLOTTE	Evaluation Pending
MECKLENB URG	NCD083669 952	STORY BURIAL AREAS/UNION CHEMICAL	6101 ORR ROAD	CHARLOTTE	Voluntary (AA)
MECKLENB URG	NONCD000 0029	FLEET AEROSPACE CORP./AERONCA	BROOKFORD STREET	CHARLOTTE	NFA w/ Restrictions
MECKLENB URG	NONCD000 0026	WESTINGHOUSE DISTRIBUTION CENTER	2001 W MOREHEAD ST	CHARLOTTE	NFA
Mecklenburg	NONCD000 2690	WALDON ROAD	WALDON ROAD & KIKER ROAD	CHARLOTTE	Evaluation Pending
MECKLENB URG	NCD081430 258	GENERAL LATEX & CHEM CORP (OF NC)	2321 N. DAVIDSON ST	CHARLOTTE	NFA
MECKLENB URG	NCD986231 967	TOM SADLER ROAD WELLS	TOM SADLER RD	CHARLOTTE	SPL
Mecklenburg	NONCD000 2708	WESTINGHOUSE & CORDAGE	WESTINGHOUSE BV & CORDAGE ST V	CHARLOTTE	Evaluation Pending
MECKLENB URG	NCD990715 658	SOUTHERN MANUFACTURING, INC.	1000 SEABOARD ST	CHARLOTTE	SPL
MECKLENB URG	NCD980844 336	UNION CARBIDE BATTERY	5400 HOVIS ROAD	CHARLOTTE	SPL
MECKLENB URG	NCD986172 518	OLD MOUNT HOLLY ROAD PCE SITE	OLD MT HOLLY RD & FREEDOM DR	CHARLOTTE	SPL
MECKLENB URG	NONCD000 0087	HARPER CRAWFORD BAG CO.	401 PARKWOOD AVE	CHARLOTTE	NFA
MECKLENB URG	NCD097361 018	KIN PROPERTIES ABANDONED DRUMS	920 EASTWAY DRIVE	CHARLOTTE	Voluntary (AA)
MECKLENB URG	NONCD000 3005	PHILEMON AVE SITE	E CRAIGHEAD RD & PHILEMON AVE	CHARLOTTE	Evaluation Pending
MECKLENB URG	NCD980728 620	SOUTHEASTERN POLLUTION CONTROL		PINEVILLE	NFA
Mecklenburg	NONCD000 2686	WAHLRAB RESIDENCE	3040 SHAMROCK DRIVE	CHARLOTTE	Evaluation Pending
MECKLENB URG	NCD074518 671	DOW CHEMICAL CORP/ALLIED CHEMICAL	202 E WOODLAWN RD, BLDG 2	CHARLOTTE	NFA
Mecklenburg	NONCD000 2600	TILLET CHEMICAL, INC.	316 COLLEGE STREET	PINEVILLE	Evaluation Pending

MECKLENB URG	NONCD000 2796	BRENNTAG SOUTHEAST	11750 FRUEHAUF DR	CHARLOTTE	Evaluation Pending
MECKLENB URG	NCD074511 361	AQUAIR CORPORATION	13300 SAM NEELY RD	CHARLOTTE	SPL
MECKLENB URG	NONCD000 2806	CHILDRESS DRY CLEANING/GREYLYN BUS PK	9101 MONROE RD	CHARLOTTE	Evaluation Pending
MECKLENB URG	NONCD000 1019	HUTTIG SASH AND DOOR COMPANY	1018 JAY STREET	CHARLOTTE	NFA
MECKLENB URG	NONCD000 2907	CHEM-TEX (FRMR) AKA CLASSIC COFFEE	1016 & 1024 MONTANA DR	CHARLOTTE	Evaluation Pending
MECKLENB URG	NONCD000 1022	GIBBS ELECTROPLATING - OLD LOCATION	2229 N DAVIDSON	CHARLOTTE	SPL
MECKLENB URG	NCD981478 480	TODDVILLE OPERATIONS/DUKE POWER	610 TODDVILLE ROAD	CHARLOTTE	NFA
MECKLENB URG	NONCD000 1023	HEAVY EQUIPMENT SCHOOL	HEAVY EQUIPMENT ROAD	CHARLOTTE	SPL
MECKLENB URG	NCD986171 957	HOSKINS MILL	201 S. HOSKINS MILL ROAD	CHARLOTTE	NFA
Mecklenburg	NONCD000 2657	US AIRWAYS MAINTENANCE FACILITY	5020 HANGAR ROAD	CHARLOTTE	Evaluation Pending
MECKLENB URG	NCD119168 813	ANILOX ROLL COMPANY	4840 WALLACE NEAL RD	CHARLOTTE	NFA
MECKLENB URG	NCD130708 126	CONSOLIDATED WAREHOUSE	8300 MOORES CHAPEL RD	CHARLOTTE	SPL
Mecklenburg	NONCD000 2656	UNOCAL - GOODRICH	12040 GOODRICH DRIVE	CHARLOTTE	Voluntary (AA)
MECKLENB URG	NONCD000 2794	JET LINE PRODUCTS, INC	720 MATTHEWS MINT HILL RD	MATTHEWS	NFA
MECKLENB URG	NONCD000 1018	HWY 49 BATTERY DUMP	NC HIGHWAY 49	CHARLOTTE	SPL
Mecklenburg	NONCD000 2724	WILGROVE EXPRESS - SOLVENTS	10102 ALBEMARLE ROAD	CHARLOTTE	Evaluation Pending
MECKLENB URG	NONCD000 2934	BANCROFT ST GROUNDWATER CONTAMINATION	1906 BANCROFT ST	CHARLOTTE	Evaluation Pending
MECKLENB URG	NONCD000 0088	TRANS TECHNOLOGY	5535 WILKINSON BLVD	CHARLOTTE	SPL
MECKLENB URG	NCD079045 027	QUEENS PROPERTY	RESEARCH DRIVE	CHARLOTTE	NFA
MECKLENB URG	NCD093344 133	KOPPERS COMPANY, INC/KOCH ASPHALT	8030 OLD MOUNT HOLLY RD	PAW CREEK	NFA
MECKLENB URG	NONCD000 3002	DELBURG STREET SOLVENTS	DELBURG ST 200-300 BLOCK	DAVIDSON	Evaluation Pending
MECKLENB URG	NCD986188 811	CHARLOTTE COAL GAS PLANT NO. 1	200 South College Street	CHARLOTTE	Evaluation Pending
MECKLENB URG	NCD986188 803	CHARLOTTE COAL GAS PLANT NO. 2	1400 South Boulevard	CHARLOTTE	Voluntary (AA)
MECKLENB URG	NONCD000 0093	HARPER CORP. OF AMERICA	311 CROMPTON STREET	CHARLOTTE	NFA
MECKLENB URG	NCD990868 168	INMONT CORP/BASF CORPORATION	1701 W WESTINGHOUSE BLVD	CHARLOTTE	SPL
MECKLENB URG	NONCD000 2805	CITY OF CHARLOTTE-SCALEYBARK SITE	3610 SOUTH BLVD & CLANTON RD	CHARLOTTE	Evaluation Pending
MECKLENB URG	NONCD000 0095	MARKEM CORPORATION	11401 WILMAR BOULEVARD	CHARLOTTE	NFA
MECKLENB URG	NCD981022 288	C&T REFINERY	4800 SOUTH BOULEVARD	CHARLOTTE	SPL
MECKLENB URG	NCD980729 545	KELLY ROAD/BAILEY PROPERTY	2905 KELLY RD	CHARLOTTE	NFA
Mecklenburg	NONCD000 2675	VIRKLER CO. PLANT	1022 PRESSLEY ROAD	CHARLOTTE	Evaluation Pending
Mecklenburg	NONCD000 2725	WILGROVE MOBILE HOME PARK	ALBEMARLE RD	CHARLOTTE	Evaluation Pending
MECKLENB URG	NONCD000 0098	OZONIC INTERNATIONAL	2033 SOUTH BOULEVARD	CHARLOTTE	NFA
Mecklenburg	NONCD000 2674	VIRGINIA CAROLINA FREIGHT LINES #2	710 CALVERT STREET	CHARLOTTE	Evaluation Pending
MECKLENB URG	NONCD000 2807	MORNINGSIDE VILLAGE APTS	1418/1420 IRIS DR	CHARLOTTE	Evaluation Pending
MECKLENB URG	NONCD000 1000	PRINTING TECHNOLOGY	1009 CARPET STREET	CHARLOTTE	NFA
MECKLENB URG	NONCD000 1002	SIGNART		CHARLOTTE	NFA
MECKLENB URG	NONCD000 1003	SOUTHLAND	4450 SOUTH BOULEVARD	CHARLOTTE	NFA
MECKLENB URG	NCD095470 332	THONIT A SIMMONS COMPANY	11900 STEELE CREEK ROAD	CHARLOTTE	SPL
MECKLENB URG	NONCD000 3154	NEBEL KNITTING	121 WEST BLVD	CHARLOTTE	Evaluation Pending

Mecklenburg	NONCD000 1747	GAMBLE PALLET CO. (FORMER)	3320 GIBBON ROAD (FORMER ADDRE	CHARLOTTE	Evaluation Pending
Mecklenburg	NONCD000 1741	FULTON WELL	8501 OLD CONCORD ROAD	CHARLOTTE	Evaluation Pending
MECKLENB URG	NONCD000 2295	SAINT FRANCES DRIVE CONTAMINATION	5916 SAINT FRANCES DRIVE	CHARLOTTE	Evaluation Pending
Mecklenburg	NONCD000 2296	PETROLEUM TANK SERVICE #2	7335 ORR ROAD	CHARLOTTE	Evaluation Pending
Mecklenburg	NONCD000 3163	South Tryon Street PCE	4500 South Tryon Street	Charlotte	Evaluation Pending
MECKLENB URG	NONCD000 2300	MARGARET WALLACE ROAD SITE	3534 MARGARET WALLACE RD	MATTHEWS	Evaluation Pending
MECKLENB URG	NCD003162 500	CONSOLIDATED ENGRAVERS CORP.	311 E 12TH ST	CHARLOTTE	SPL
Mecklenburg	NONCD000 3170	ROZZELLES FERRY RD PCE	BUNGALOW & ROZZELLES FERRY RD	CHARLOTTE	Evaluation Pending
MECKLENB URG	NONCD000 3158	BLAND STREET CONTAMINATION	322 W. BLAND ST	CHARLOTTE	Evaluation Pending
Mecklenburg	NONCD000 2293	PERFECTING SERVICE DIVISION	332 ATANDO AVENUE	CHARLOTTE	Evaluation Pending
Mecklenburg	NONCD000 2310	PINE ISLAND DRIVE	10135 LITTLE FIELD RD	CHARLOTTE	Evaluation Pending
MECKLENB URG	NONCD000 2324	NCDOT PROPERTY-PARCEL 7B	510 W 4TH ST	CHARLOTTE	Evaluation Pending
MECKLENB URG	NONCD000 2325	SUNSET DRIVE SOLVENTS	SUNSET DR	MINT HILL	Evaluation Pending
Mecklenburg	NONCD000 1702	FAIRFAX PROPERTIES(FORMER REEVES)	8900 RESEARCH DRIVE	CHARLOTTE	Evaluation Pending
Mecklenburg	NONCD000 2327	POWELL LUMBER COMPANY	CROMPTON STREET	CHARLOTTE	Evaluation Pending
Mecklenburg	NONCD000 1698	F T WILLIAMS TRUCKING FACILITY	3001/3009 ROZZELLES FERRY ROAD	CHARLOTTE	Evaluation Pending
Mecklenburg	NONCD000 1696	EXXON 4-3524 SOLVENTS	11208 INDEPENDENCE BLVD	CHARLOTTE	Evaluation Pending
Mecklenburg	NONCD000 3152	SOUTHERN RESOURCES SCRAP METAL	3826 Raleigh Street	Charlotte	Evaluation Pending
MECKLENB URG	NONCD000 3161	WINONA STREET CONTAMINATION	131 WINONA ST	CHARLOTTE	Evaluation Pending
Mecklenburg	NONCD000 2270	PARKER NALL WELL	8702-B STATESVILLE RD	CHARLOTTE	Evaluation Pending
MECKLENB URG	NONCD000 3110	GREENSBORO ST TCE	4101 Greensboro St.	CHARLOTTE	Evaluation Pending
Mecklenburg	NONCD000 1792	GRANITEVILLE TWO SITE	2508 LUCENA STREET	CHARLOTTE	Evaluation Pending
Mecklenburg	NONCD000 2260	PANTRY 824 SOLVENTS	8925 NATIONS FORD ROAD	CHARLOTTE	Evaluation Pending
MECKLENB URG	NCD002571 438	ABC ENGRAVERS	724 NORTH I-85	CHARLOTTE	SPL
Mecklenburg	NONCD000 1782	GM TRAINING CENTER	5500 N TRYON STREET	CHARLOTTE	Evaluation Pending
MECKLENB URG	NCD003149 283	DELMAR COMPANY	3300 MONROE ROAD	CHARLOTTE	NFA
Mecklenburg	NONCD000 3169	LAKEFILL ROAD CONTAMINATION	LAKEFILL RD	CHARLOTTE	Evaluation Pending
Mecklenburg	NONCD000 1776	GLEN CLARENCE CLINE PROP (SOLVENTS)	11431 US HWY 29	CHARLOTTE	NFA
Mecklenburg	NONCD000 2294	PERIGON	107 INDUSTRIAL DRIVE	MATTHEWS	Evaluation Pending
MECKLENB URG	NCD003149 705	BASF WAYNDOTTE CORPORATION	4330 CHESAPEAKE DR	CHARLOTTE	Voluntary (AA)
MECKLENB URG	NCD003154 960	FLEMING LABORATORIES	2215 THRIFT ROAD	CHARLOTTE	SPL
Mecklenburg	NONCD000 1769	GERRARD TIRE	11252 LAWYERS ROAD	CHARLOTTE	Evaluation Pending
Mecklenburg	NONCD000 1764	GENUINE PARTS COMPANY 1	124 ATANDO AVENUE	CHARLOTTE	Evaluation Pending
Mecklenburg	NONCD000 2287	PEOPLES CLEANERS	1930 BEATTIES FORD ROAD	CHARLOTTE	Evaluation Pending
Mecklenburg	NONCD000 1758	GEE'S FOOD STORE - SOLVENTS	3600 TUCKASEEGEE ROAD	CHARLOTTE	Evaluation Pending
MECKLENB URG	NCD003150 208	CAROLINA COATINGS, INC.	711 PRESSLEY RD	CHARLOTTE	NFA
Mecklenburg	NONCD000 1755	GATEWAY VILLAGE	WEST TRADE STREET & N CEDAR	CHARLOTTE	Evaluation Pending
MECKLENB URG	NCD003151 651	WILLARD SMELTING CO.	101 NEWBERN ST	CHARLOTTE	SPL
Mecklenburg	NONCD000 2331	PRIME EQUIPMENT COMPANY	1901 SOUTH TRYON STREET	CHARLOTTE	Evaluation Pending

MECKLENB URG	NCD003149 663	RADIATOR SPECIALTY COMPANY	1900 WILKINSON BLVD	CHARLOTTE	SPL
Mecklenburg	NONCD000 1509	CLAIRE MANUFACTURING	2120 NORTH CHURCH STREET	CHARLOTTE	Voluntary (AA)
MECKLENB URG	NONCD000 3146	EAST 36TH ST LEAD CONTAMINATION	430 E 36TH ST	CHARLOTTE	Evaluation Pending
Mecklenburg	NONCD000 2373	RANGER TRANSPORT WELL	6624 LAKEVIEW RD	CHARLOTTE	Evaluation Pending
MECKLENB URG	NONCD000 3126	WILKINSON BLVD PCE	2601 AND 2613 WILKINSON BLVD	CHARLOTTE	Evaluation Pending
Mecklenburg	NONCD000 1572	CSX RAILROAD	SOUTH CEDAR STREET	CHARLOTTE	Evaluation Pending
Mecklenburg	NONCD000 1563	CRESCENT EMC - CORNELIUS #2	18014 STATESVILLE ROAD	CORNELIUS	Evaluation Pending
MECKLENB URG	NONCD000 3124	N COLLEGE ST METALS IN GW	300 N COLLEGE ST	CHARLOTTE	Evaluation Pending
MECKLENB URG	NONCD000 3117	DENBUR DRIVE PCE	DENBUR DRIVE	CHARLOTTE	Evaluation Pending
MECKLENB URG	NONCD000 1549	STORK PRINT AMERICANA	3201 ROTARY DR	CHARLOTTE	Evaluation Pending
MECKLENB URG	NONCD000 1586	DANA TRANSPORT FACILITY (FORMER)	7254 MT HOLLY RD	CHARLOTTE	Evaluation Pending
Mecklenburg	NONCD000 1515	CLINIPAD	7101 MACFARLANE BLVD	CHARLOTTE	Evaluation Pending
Mecklenburg	NONCD000 2369	RAMSEY PRODUCTS	3701 PERFORMANCE ROAD	CHARLOTTE	Evaluation Pending
Mecklenburg	NONCD000 1507	CITY PLUMBING & HEATING CO	211 TUCKASEEGEE ROAD	CHARLOTTE	Evaluation Pending
MECKLENB URG	NONCD000 3111	WEST TREMONT CONTAMINATION	511 and 527 West Tremont Ave	CHARLOTTE	Evaluation Pending
MECKLENB URG	NONCD000 1504	TERMINEX OF CHARLOTTE	2001 S TRYON ST	CHARLOTTE	Evaluation Pending
Mecklenburg	NONCD000 2390	REXAM FACILITY, FORMER	700 CRESTDALE ROAD	MATTHEWS	Evaluation Pending
Mecklenburg	NONCD000 1501	CIRCLE K 5111 - SOLVENTS	2833 FREEDOM DRIVE	CHARLOTTE	Evaluation Pending
Mecklenburg	NONCD000 1499	CHT FACILITY M-2 WAREHOUSE	5046 OLD PINEVILLE ROAD	CHARLOTTE	Evaluation Pending
Mecklenburg	NONCD000 1498	MARSHALL AVE PCE	3616 MARSHALL AVENUE	CHARLOTTE	Evaluation Pending
Mecklenburg	NONCD000 2392	REYNOLDS & SON CONSTRUCTION	11401 LAWYERS ROAD	MINT HILL	Evaluation Pending
Mecklenburg	NONCD000 1531	COMMERCE BUSINESS PARK	S. COMMERCE BLVD.	CHARLOTTE	Evaluation Pending
Mecklenburg	NONCD000 2356	R.H. BOULIGNY #2	2320 NORTH DAVIDSON STREET	CHARLOTTE	Evaluation Pending
Mecklenburg	NONCD000 1803	GRINNELL SUPPLY SALES 2	1431 W MOREHEAD ST	CHARLOTTE	Evaluation Pending
Mecklenburg	NONCD000 1679	ELOX CORPORATION FACILITY	GRIFFITH STREET	DAVIDSON	Evaluation Pending
Mecklenburg	NONCD000 1678	ELMWOOD CIRCLE	ELMWOOD CIRCLE	CHARLOTTE	Evaluation Pending
Mecklenburg	NONCD000 1676	ELECTO-MEK	1412 WEST CRAIGHEAD ROAD	CHARLOTTE	Evaluation Pending
MECKLENB URG	NONCD000 3143	HOVIS RD SOIL CONTAMINATION	5205 HOVIS RD	CHARLOTTE	Evaluation Pending
MECKLENB URG	NONCD000 1665	KMART AUTO SERVICE FACILITY (FRMER)	2609 FREEDOM DR	CHARLOTTE	Evaluation Pending
MECKLENB URG	NONCD000 3142	TRYON AND MATHESON PCE CONTAMINATION	110 MATHESON AVE	CHARLOTTE	Evaluation Pending
Mecklenburg	NONCD000 1657	EAST GIBBON ROAD	2727 AND 2731 EAST GIBBON ROAD	CHARLOTTE	Evaluation Pending
MECKLENB URG	NONCD000 3128	TRYON STREET TCE	2321 SOUTH TRYON ST	CHARLOTTE	Evaluation Pending
Mecklenburg	NONCD000 2348	QUALEX	2519 DISTRIBUTION STREET	CHARLOTTE	Evaluation Pending
MECKLENB URG	NONCD000 3145	WEST CARSON GROUNDWATER CONTAMINATION	308 WEST CARSON BLVD	CHARLOTTE	Evaluation Pending
MECKLENB URG	NONCD000 3132	VERMEER ALL ROADS	201 CROMPTON ST	CHARLOTTE	Evaluation Pending
MECKLENB URG	NONCD000 3131	WILKINSON BLVD METALS	3015 WILKINSON BLVD	CHARLOTTE	Evaluation Pending
Mecklenburg	NONCD000 1255	AMERICAN FENCE SOLVENTS	3605 SOUTH TRYON STREET	CHARLOTTE	Evaluation Pending
Mecklenburg	NONCD000 1617	DIXIE TRUCKING - SOLVENTS	3606 NORTH GRAHAM STREET	CHARLOTTE	Evaluation Pending
Mecklenburg	NONCD000 1608	DISCOVERY PLACE	301 N. TRYON STREET	CHARLOTTE	Evaluation Pending

Mecklenburg	NONCD000 1607	DIRTY LAUNDRY CLEANERS (FORMER NIXON PRO	511, 513, 515 WEST TRADE STREE	CHARLOTTE	Evaluation Pending
MECKLENB URG	NONCD000 1604	P-3800 CHARLOTTE RAIL MULTIMODAL STATION	511 W TRADE ST	CHARLOTTE	Evaluation Pending
MECKLENB URG	NONCD000 3129	CENTRAL AVE METALS	1400 CENTRAL AVE	CHARLOTTE	Evaluation Pending
MECKLENB URG	NONCD000 3134	MONROE RD ORGANICS	4726 MONROE RD	CHARLOTTE	Evaluation Pending
Mecklenburg	NONCD000 1982	LAWYERS ROAD WELLS	12315 LAWYERS ROAD	CHARLOTTE	Evaluation Pending
MECKLENB URG	NONCD000 2006	INDEPENDENCE PROPERTY	3030 E INDEPENDENCE BLVD	CHARLOTTE	Evaluation Pending
MECKLENB URG	NCD000608 117	CELANESE CORPORATION/FIBERS TECH	2300 ARCHDALE DR	CHARLOTTE	Voluntary (AA)
MECKLENB URG	NONCD000 1994	SOUTH BOULEVARD SOLVENT CONTAMINATION	3000 BLOCK SOUTH BOULEVARD	CHARLOTTE	Evaluation Pending
MECKLENB URG	NONCD000 1992	ATANDO AVE SOLVENT CONTAMINATION	527 ATANDO AVE	CHARLOTTE	Evaluation Pending
Mecklenburg	NONCD000 3209	SOUTHSIDE DR TCE	101 AND 117 SOUTHSIDE DR	CHARLOTTE	Evaluation Pending
MECKLENB URG	NCD000609 859	SCA CHEMICAL SERVICES, INC.	WAS NEVER BUILT	CHARLOTTE	NFA
MECKLENB URG	NCD000609 982	UNION OIL CO. SE TERM/PAW CREEK	7300 OLD MT HOLLY RD	PAW CREEK	Evaluation Pending
Mecklenburg	NONCD000 2256	PALOMINO CLUB	9607 ALBEMARLE ROAD	CHARLOTTE	Evaluation Pending
Mecklenburg	NONCD000 1983	LB FOSTER (FORMER)	1625 & 1701 STARITA ROAD	CHARLOTTE	Evaluation Pending
Mecklenburg	NONCD000 2012	LIVINGSTONE COATINGS CORPORATION	240 RHYNE ROAD	CHARLOTTE	Evaluation Pending
Mecklenburg	NONCD000 1973	KYSOR-MICH. FLEET DIVISION	5019 HOVIS ROAD	CHARLOTTE	Evaluation Pending
MECKLENB URG	NCD000623 165	IBM CORPORATION	1001 W.T. HARRIS BLVD	CHARLOTTE	NFA
Mecklenburg	NONCD000 2158	NCDOT ASPHALT SITE NO 13_REA CONTSR	6001 OLD DOWD ROAD	CHARLOTTE	Evaluation Pending
Mecklenburg	NONCD000 1962	KITTY DRIVE	4126 KITTY DRIVE	CHARLOTTE	Evaluation Pending
Mecklenburg	NONCD000 3199	BLYTHE BLVD HOSPITAL PROPERTY	1130 BLYTHE BLVD	CHARLOTTE	Evaluation Pending
Mecklenburg	NONCD000 2159	NCDOT ASPHALT SITE #14	OLD NATIONS FORD RD	PINEVILLE	Evaluation Pending
MECKLENB URG	NONCD000 1958	BELTON STREET SOLVENTS	BELTON ST & GREYSTONE RD	CHARLOTTE	Evaluation Pending
Mecklenburg	NONCD000 1956	KILDARE DRIVE SITE	KILDARE DRIVE	CHARLOTTE	Evaluation Pending
Mecklenburg	NCD000613 273	PRAXAIR SURFACE TECHNOLOGIES	8501 OLD STATESVILLE RD	CHARLOTTE	Voluntary (AA)
MECKLENB URG	NC3210021 330	USA RESERVE XVIII AIRBORNE CORPS	1412 WESTOVER DR	CHARLOTTE	NFA
Mecklenburg	NONCD000 2099	REVERDY LANE SOLVENTS	REVERDY LANE	MATTHEWS	NFA
Mecklenburg	NONCD000 2101	MOUNT HOPE FACILITY	2000 DONALD ROSS ROAD	CHARLOTTE	NFA
MECKLENB URG	NC0001290 667	TRYON STREET U-HAUL	1224 NORTH TRYON STREET	CHARLOTTE	NFA
Mecklenburg	NONCD000 2111	MYERS WELL	14217 SPRINGWATER DRIVE	MATTHEWS	Evaluation Pending
MECKLENB URG	NC0001329 507	LAKE WYLIE PARTNERS, LLC	MALLARANNY & OUTWELL ROAD	CHARLOTTE	NFA
Mecklenburg	NONCD000 2112	N. TRYON MALL (CLEANING)	451 E SUGAR CREEK RD	CHARLOTTE	Evaluation Pending
Mecklenburg	NONCD000 2062	MERIDIAN CORPORATE CENTER	8501 IBM DRIVE	CHARLOTTE	NFA
Mecklenburg	NONCD000 2056	MCLEAN ROAD	2532 MCLEAN ROAD	CHARLOTTE	Evaluation Pending
Mecklenburg	NONCD000 2009	LINDE GASES, FORMER	2810 WEST TRADE STREET	CHARLOTTE	Evaluation Pending
Mecklenburg	NONCD000 2119	NATIONAL TRANSPORT #2	601 JOHNSON ROAD	CHARLOTTE	Evaluation Pending
Mecklenburg	NONCD000 2011	LITTON-AIRTRON	1201 CONTINENTAL BLVD.	CHARLOTTE	Evaluation Pending
Mecklenburg	NONCD000 2121	NATIONS BANK - SOLVENT	201 NORTH TRYON STREET	CHARLOTTE	Evaluation Pending
Mecklenburg	NONCD000 2046	MATTHEWS COUNTRY CLUB	465 SAM NEWELL ROAD	MATTHEWS	Evaluation Pending
MECKLENB URG	NC6210022 905	USA RESERVE XVIII AIRBORNE CORPS	1300 WESTOVER DR	CHARLOTTE	NFA

Mecklenburg	NONCD000 3217	POLK STREET CONTAMINATION	311, 313, & 315 N POLK ST	PINEVILLE	Evaluation Pending
Mecklenburg	NONCD000 2024	MAGLA PRODUCTS 1	404 NORTH CHURCH STREET	HUNTERSVILLE	Evaluation Pending
Mecklenburg	NONCD000 2022	LYONS RESIDENCE	3800 GLENWOOD DRIVE	CHARLOTTE	Evaluation Pending
Mecklenburg	NONCD000 2019	AZALEA LANE CONTAMINATION	HARTLEY ST & AZALEA LN	CHARLOTTE	Evaluation Pending
Mecklenburg	NONCD000 2160	NCDOT ASPHALT SITE #17/BLYTHE DEVELOPMEN	OFF OF ERVIN LANE - 9510 RODNE	PINEVILLE	Evaluation Pending
Mecklenburg	NONCD000 2055	MCKELVEY NITRATES	6148 ST JOHNS LANE	CHARLOTTE	Evaluation Pending
Mecklenburg	NONCD000 3179	CRAYTON PRINTING	2301, 2321, 2327 Distribution	Charlotte	Evaluation Pending
MECKLENB URG	NCD000623 207	UNION CARBIDE-LINDE DIVISION	6017 BELHAVEN BLVD	CHARLOTTE	NFA
Mecklenburg	NONCD000 1881	HUNTER AVENUE	HUNTER AVENUE	CHARLOTTE	Evaluation Pending
Mecklenburg	NONCD000 3185	AUTO TOP MANUFACTURING	1532 S TRYON ST	Charlotte	Evaluation Pending
Mecklenburg	NONCD000 1878	HUGHS SUPPLY #0939	1927 SOUTH TRYON STREET	CHARLOTTE	Evaluation Pending
Mecklenburg	NONCD000 3184	BANK ST TCE	3331 GRIFFITH ST	Charlotte	Evaluation Pending
Mecklenburg	NONCD000 3183	ELIZABETH AVE PCE	1609 ELIZABETH AVE	Charlotte	Evaluation Pending
Mecklenburg	NONCD000 2204	NIVENS PROPERTY	3022 GRIFFITH STREET	CHARLOTTE	Evaluation Pending
Mecklenburg	NONCD000 1864	HOMESTEAD	OLD MT HOLLY RD/WEST AVE	CHARLOTTE	Evaluation Pending
Mecklenburg	NONCD000 1893	INDUSTRIAL & TEXTILE SUPPLY	1300 S. MINT STREET	CHARLOTTE	Evaluation Pending
MECKLENB URG	NCD000828 905	PACKAGE PRODUCTS COMPANY	1930 CAMDEN RD	CHARLOTTE	NFA
Mecklenburg	NONCD000 1894	INDUSTRIAL DRIVE	1121 INDUSTRIAL DRIVE	MATTHEWS	Evaluation Pending
Mecklenburg	NONCD000 1839	HENDERSON WELL	9744 IDLEWILD ROAD	CHARLOTTE	Evaluation Pending
Mecklenburg	NONCD000 1836	HEFNER WELL	509 W. SUGAR CREEK	CHARLOTTE	Evaluation Pending
Mecklenburg	NONCD000 1835	HEATH WELL	2231 BELLMEADE ROAD	CHARLOTTE	Evaluation Pending
Mecklenburg	NONCD000 2232	OLD COLONIAL MARBLE	9943 PACKARD ST	PINEVILLE	Evaluation Pending
Mecklenburg	NONCD000 1823	HANSARD DRIVE	132 HANSARD DRIVE & 109 LEE DR	CHARLOTTE	Evaluation Pending
MECKLENB URG	NCD001871 854	FRUEHAUF TRAILER CORPORATION	310 DALTON	CHARLOTTE	SPL
Mecklenburg	NONCD000 2243	ORR ROAD (RESIDENTIAL)	ORR ROAD	CHARLOTTE	Evaluation Pending
MECKLENB URG	NCD002462 414	JONES CHEMICALS INC. OF NORTH CAROLI	610 MCNINCH STREET	CHARLOTTE	NFA
Mecklenburg	NONCD000 2211	NORFOLK SOUTHERN RAILWAY- SOLVENT-UNIQEMA	2100 NORTH TRYON ST.	CHARLOTTE	Evaluation Pending
Mecklenburg	NONCD000 2172	NCDOT ASPHALT SITE #57 - REA CONSTRUCTIO	2701 YOUNGBLOOD COURT	CHARLOTTE	Evaluation Pending
Mecklenburg	NONCD000 1610	DIVERSEY WATER TECHNOLOGIES	1201 SOUTH GRAHAM STREET	CHARLOTTE	Evaluation Pending
Mecklenburg	NONCD000 2161	NCDOT ASPHALT SITE #2 (CROWDER CONST)	CROWDER CONST, HWY 16, 6433 Br	CHARLOTTE	Evaluation Pending
MECKLENB URG	NCD000770 016	TEXAS CITY REFINING COMPANY	7325 OLD MT HOLLY RD	PAW CREEK	Evaluation Pending
Mecklenburg	NONCD000 1946	KAISER FLUID TECHNOLOGIES	530 EAST SUGAR CREEK ROAD	CHARLOTTE	Evaluation Pending
MECKLENB URG	NONCD000 1943	ELECTROLUX/WHITE CONSOLIDATED	MERRIMAN AVE	CHARLOTTE	Evaluation Pending
Mecklenburg	NONCD000 3195	CENTRAL AVE PESTICIDES AND VOCS	3512 & 3534 Central Ave	CHARLOTTE	Evaluation Pending
Mecklenburg	NONCD000 1938	JONES ELECTRIC REPAIR CO	4251 GOLF ACRES DR	CHARLOTTE	Evaluation Pending
Mecklenburg	NONCD000 2170	NCDOT ASPHALT SITE #5 (REA CONSTRUCTION)	1220 NORTH WENDOVER ROAD	CHARLOTTE	Evaluation Pending
Mecklenburg	NONCD000 3189	MOUNTAIN POINT LN PCE	MOUNTAIN POINT LN	CHARLOTTE	Evaluation Pending
Mecklenburg	NONCD000 1932	JOHN PLUMIDES	4642 SHARON VIEW ROAD	CHARLOTTE	Evaluation Pending
Mecklenburg	NONCD000 1954	KFC - UNIVERSITY PARK SHOPPING CENTER	2121 BEATTIES FORD ROAD	CHARLOTTE	Evaluation Pending

MECKLENB URG	NONCD000 1927	TENNECO ALBEMARLE & LAWYERS RD CT/PCE	7008 ALBEMARLE RD	CHARLOTTE	Evaluation Pending
Mecklenburg	NONCD000 2174	NCDOT ASPHALT SITE #67	11333 REAMES ROAD	CHARLOTTE	Evaluation Pending
Mecklenburg	NONCD000 1917	JAMGOTCH WELL	4640 RANDOLPH ROAD	CHARLOTTE	Evaluation Pending
Mecklenburg	NONCD000 2177	NCDOT BRIDGE 108	GRAHAM STREET BRIDGE OVER RR T	CHARLOTTE	Evaluation Pending
Mecklenburg	NONCD000 2179	NCDOT DIV 10 FACILITY (FORMER)	1119 E SUGAR CREEK RD	CHARLOTTE	Evaluation Pending
Mecklenburg	NONCD000 1909	INTERSTATE N. BUS. PRK	2200 & 2233 INTERSTATE N. DRIV	CHARLOTTE	Evaluation Pending
MECKLENB URG	NCD000773 663	REICHHOLD CHEMICAL, INC.	DORMAN ROAD	PINEVILLE	NFA
Mecklenburg	NONCD000 1895	INDUSTRIAL DYNAMICS CORP. (IDC)	536 JETTON ST	DAVIDSON	Evaluation Pending
Mecklenburg	NONCD000 2171	NCDOT ASPHALT SITE #56/BLYTHE IND.	2911 NORTH GRAHAM STREET	CHARLOTTE	Evaluation Pending
MECKLENB URG	NONCD000 3093	WEST MOREHEAD ST GROUNDWATER TCE CONTAMI	1300 W MOREHEAD ST	CHARLOTTE	Evaluation Pending
Mecklenburg	NONCD000 2574	MONROE RD PCE CONTAMINATION	4102 MONROE ROAD	CHARLOTTE	Evaluation Pending
Mecklenburg	NONCD000 1352	BIRNAMWOOD LANE	14624 BIRNAMWOOD LANE	CHARLOTTE	Evaluation Pending
MECKLENB URG	NCD049774 375	BORDEN CHEMICAL PRINTING INK	3013 GRIFFITH ST	CHARLOTTE	NFA
MECKLENB URG	NONCD000 1201	REEVES BROTHERS-BAILEY RD DUMP	BAILEY RD	CORNELIUS	NFA w/ Restrictions
MECKLENB URG	NONCD000 1354	SWEDEN RD PCE	4710 & 4746 SWEDEN RD	CHARLOTTE	Evaluation Pending
Mecklenburg	NONCD000 1360	BLYTHE CONSTRUCTION-PINEVILLE	10500 OLD NATIONS FORD ROAD	PINEVILLE	Evaluation Pending
Mecklenburg	NONCD000 1366	BONDS DISTRIBUTING - SOLVENTS	10227 MALLARD CREEK ROAD	CHARLOTTE	Evaluation Pending
MECKLENB URG	NONCD000 3060	CORNELIUS ARTS CENTER	21328 - 21348 CATAWBA AVE	CORNELIUS	Evaluation Pending
Mecklenburg	NONCD000 2560	SUNOCO #4-1475 - SOLVENTS	1138 N TRYON STREET	CHARLOTTE	Evaluation Pending
Mecklenburg	NONCD000 2456	SEARS 8075 SOLVENTS	11407 GRANITE ST	CHARLOTTE	Evaluation Pending
MECKLENB URG	NCD051322 980	GENERAL ELECTRIC CO.	2328 THRIFT RD	CHARLOTTE	Voluntary (AA)
MECKLENB URG	NONCD000 3090	WEST MOREHEAD ST GROUNDWATER PCE CONTAMI	2100 TO 2200 W MOREHEAD ST	CHARLOTTE	Evaluation Pending
Mecklenburg	NONCD000 2472	SIDES RESIDENCE	336 FIELDING ROAD	CHARLOTTE	Evaluation Pending
MECKLENB URG	NONCD000 1182	CUMMINS ATLANTIC-GENERAL OFFICE BLDG	11101 NATIONS FORD RD	CHARLOTTE	Voluntary (AA)
Mecklenburg	NONCD000 1338	BENDEL CORPORATION	4823 NORTH GRAHAM STREET	CHARLOTTE	Evaluation Pending
MECKLENB URG	NONCD000 1181	CUMMINS ATLANTIC-DISTRIBUTORSHIP	3700 JEFF ADAMS DR	CHARLOTTE	NFA w/ Restrictions
Mecklenburg	NONCD000 2563	SUPERIOR INK COMPANY	4820 ROZZELLS FERRY ROAD	CHARLOTTE	Evaluation Pending
MECKLENB URG	NONCD000 3094	MINT ST TCE CONTAMINATION	1500 BLOCK S MINT ST	CHARLOTTE	Evaluation Pending
MECKLENB URG	NONCD000 3075	BEATTIES FORD RD PCE CONTAMINATION	BEATTIES FORD RD	CHARLOTTE	Evaluation Pending
MECKLENB URG	NONCD000 1384	STANDARD UNIFORM	600 PHILLIP DAVIS DR	CHARLOTTE	Evaluation Pending
MECKLENB URG	NCD045451 473	ACE CHEMICAL CORPORATION	9801 S TRYON ST	CHARLOTTE	SPL
MECKLENB URG	NONCD000 1175	MIDTOWN SQUARE VALET DRY CLEANERS	401 S INDEPENDENCE BLVD	CHARLOTTE	SPL
MECKLENB URG	NONCD000 1174	ARROW LAUNDRY	4735 MONROE RD	CHARLOTTE	SPL
MECKLENB URG	NCD053010 724	ICI - AMERICAS, INC.	2130 N TRYON	CHARLOTTE	SPL
MECKLENB URG	NCD053010 732	PARKS-CRAMER COMPANY	2000 S BLVD	CHARLOTTE	SPL
Mecklenburg	NONCD000 2568	SWARTZ & SONS (SMITH METAL & IRON W	W. 3RD AND CEDAR	CHARLOTTE	Evaluation Pending
MECKLENB URG	NONCD000 3103	COMMONWEALTH AVENUE DRY CLEANERS	1809 COMMONWEALTH AVE	CHARLOTTE	Evaluation Pending
Mecklenburg	NONCD000 1372	BOXER TEXTILE MACHINERY CO	1000 WEST MOREHEAD STREET	CHARLOTTE	Evaluation Pending
MECKLENB URG	NCD047257 472	APPLIED RESEARCH GROUP, INC.	2221 N. DAVIDSON STREET	CHARLOTTE	SPL

Mecklenburg	NONCD000 2520	SPEIZMAN PROPERTY	4801 SILABERT AVENUE	CHARLOTTE	Evaluation Pending
MECKLENB URG	NONCD000 3074	R AND R CLEANERS	3601 S TRYON ST	CHARLOTTE	Evaluation Pending
MECKLENB URG	NCN000410 558	BENNETT STREET (316) CONTAMINATION	316 BENNETT ST	CHARLOTTE	Evaluation Pending
Mecklenburg	NONCD000 1257	AMERICAN TRUETZSCHLER	12300 MOORES CHAPEL ROAD	CHARLOTTE	Voluntary (AA)
MECKLENB URG	NONCD000 2506	PAWLEY DRIVE CONTAMINATION	312 PAWLEY DRIVE	CHARLOTTE	Evaluation Pending
MECKLENB URG	NCD046148 318	TEXACO INC/PAW CREEK	410 SADLER RD	CHARLOTTE	SPL
Mecklenburg	NONCD000 1282	ARATEX FACILITY (ARAMARK)	2321 WILKINSON BLVD	CHARLOTTE	Evaluation Pending
Mecklenburg	NONCD000 2500	SOUTHERN METALS - SOLVENTS	2200 DONALD ROSS ROAD	CHARLOTTE	Evaluation Pending
Mecklenburg	NONCD000 2497	SOUTHERN CAST	801 PECAN AVENUE	CHARLOTTE	Evaluation Pending
Mecklenburg	NONCD000 1301	AUTO VERKS	1800 COMMONWEALTH AVENUE	CHARLOTTE	Evaluation Pending
MECKLENB URG	NCD044447 639	CROWN CENTRAL PETROLEUM CORP.	7720 MOUNT HOLLY ROAD	CHARLOTTE	SPL
MECKLENB URG	NONCD000 3083	NORTH GRAHAM ST SOLVENTS	4227 N GRAHAM ST	CHARLOTTE	Evaluation Pending
MECKLENB URG	NONCD000 1206	CITY OF CHARLOTTE DOT STREET MAINTENANCE	4600 SWEDEN RD	CHARLOTTE	Evaluation Pending
MECKLENB URG	NCD046148 540	CENTRAL TRANSPORT COMPANY	600 MELYNDA ROAD	CHARLOTTE	SPL
Mecklenburg	NONCD000 1387	BROOKWOOD DEVELOPMENT	301 SOUTH COLLEGE STREET	CHARLOTTE	Evaluation Pending
MECKLENB URG	NONCD000 3069	KALE BINDEX INC	HAWKINS AND DOGGETT STREETS	CHARLOTTE	Evaluation Pending
MECKLENB URG	NONCD000 2490	NATIONAL FLEET SUPPLY	6613 STATESVILLE RD	CHARLOTTE	Voluntary (AA)
Mecklenburg	NONCD000 1231	AIR LIQUIDE	2414 SOUTH BOULEVARD	CHARLOTTE	Evaluation Pending
MECKLENB URG	NONCD000 1229	GENERAL STEEL DRUM CORP	4500 SOUTH BLVD	CHARLOTTE	Evaluation Pending
Mecklenburg	NONCD000 2488	SONOCO CARTON FACILITY, FORMER	8800 SOUTH BOULEVARD	CHARLOTTE	NFA
Mecklenburg	NONCD000 1326	BEACHAM PROPERTY	420 W TREMONT AVENUE	CHARLOTTE	Evaluation Pending
MECKLENB URG	NCD043679 349	GENERAL TIRE & RUBBER CO	1900 CONTINENTAL BLVD	CHARLOTTE	Evaluation Pending
MECKLENB URG	NONCD000 1219	HARLEE AVENUE CONTAMINATION	3701 HARLEE AVE	CHARLOTTE	Evaluation Pending
MECKLENB URG	NONCD000 1333	OMNISOURCE SE/ATLANTIC SCRAP & PROCESS	410 ATANDO AVE	CHARLOTTE	Evaluation Pending
Mecklenburg	NONCD000 1334	BELLSOUTH WORK CENTER SOLVENTS	24TH STREET	CHARLOTTE	Evaluation Pending
MECKLENB URG	NONCD000 2540	STEELE CREEK AND SAM NEELY RDS	STEELE CREEK & SAM NEELY RDS	CHARLOTTE	Evaluation Pending
Mecklenburg	NONCD000 1211	200 NORTH TRYON STREET	200 N. TRYON STREET	CHARLOTTE	Evaluation Pending
Mecklenburg	NONCD000 1251	ALPHAGARY CORP	9635 INDUSTRIAL DRIVE	PINEVILLE	Evaluation Pending
MECKLENB URG	NCD024468 597	CHARLOTTE STEEL DRUM	2900 WEST TRADE STREET	CHARLOTTE	SPL
Mecklenburg	NONCD000 1487	CHEMATRON	5216 HOVIS ROAD	CHARLOTTE	Evaluation Pending
MECKLENB URG	NCD024477 556	WINSTON CONTAINER COMPANY	4732 MORRIS FIELD RD	CHARLOTTE	SPL
Mecklenburg	NONCD000 2585	TEMCO (FORMER VENTRA)	2711 WILKINSON BLVD	CHARLOTTE	Evaluation Pending
MECKLENB URG	NCD059144 188	PHOTO CORPORATION OF AMERICA	801 CRESTDATEL AVE	MATTHEWS	NFA
MECKLENB URG	NONCD000 3109	MONROE RD VOCS	3412 Monroe Rd	CHARLOTTE	Evaluation Pending
MECKLENB URG	NONCD000 1479	HERTRON INTERNATIONAL	306 CLANTON RD	CHARLOTTE	Evaluation Pending
MECKLENB URG	NCD024473 423	FROEHLING AND ROBERTSON, INC.	208 N GRAHAM ST	CHARLOTTE	NFA
MECKLENB URG	NCD055162 069	PELTON & CRANE PLANT (FORMER)	200 CLANTON ROAD	CHARLOTTE	Voluntary (AA)
Mecklenburg	NONCD000 2433	RYERSON FACILITY, FORMER	5435 HOVIS ROAD	CHARLOTTE	Evaluation Pending
MECKLENB URG	NCD024481 848	MORELAND MCKESSON COMPANY	7901 BROOKSHIRE BOULEVARD	CHARLOTTE	NFA

MECKLENB URG	NCD055165 005	BUDD LEE PAVING COMPANY	8521 MT. HOLLY RD	CHARLOTTE	NFA
MECKLENB URG	NONCD000 3044	PERFECTION DRY CLEANER & LAUNDRY	1423 E 4TH ST	CHARLOTTE	Evaluation Pending
MECKLENB URG	NONCD000 1132	BALDOR ELECTRIC COMPANY	3821 BARRINGER RD	CHARLOTTE	Evaluation Pending
Mecklenburg	NONCD000 2589	THIRD AND CHURCH STREET	THIRD AND CHURCH STREET	CHARLOTTE	Evaluation Pending
MECKLENB URG	NCD024462 327	ACADEMY STEEL DRUM	3213 RIDGE RD	MATTHEWS	NFA w/ Restrictions
Mecklenburg	NONCD000 2397	RHYNE ROAD	RHYNE ROAD	CHARLOTTE	Evaluation Pending
Mecklenburg	NONCD000 2591	THOMAS CONCRETE	3701 N GRAHAM STREET	CHARLOTTE	Evaluation Pending
MECKLENB URG	NONCD000 2593	RJS/STS, LLC PROPERTY-PARCEL 32	1320 S GRAHAM ST	CHARLOTTE	Evaluation Pending
MECKLENB URG	NONCD000 1119	EDWARDS PROPERTY FOUNDRY SAND	10209 ROZZELLE'S FERRY RD	CHARLOTTE	SPL
Mecklenburg	NONCD000 1480	CHARLOTTE DOUGLAS AIRPORT 7	5501 JOSH BIRMINGHAM PARKWAY	CHARLOTTE	Evaluation Pending
Mecklenburg	NONCD000 1478	CHARLOTTE AIRCRAFT #3	7705 EAST W.T. HARRIS BLVD	CHARLOTTE	Evaluation Pending
Mecklenburg	NONCD000 1380	BRIDGESTONE/FIRESTONE RETAIL SERVICES	530 S TRYON STREET	CHARLOTTE	Evaluation Pending
MECKLENB URG	NONCD000 1151	MATTHEWS BLDG SUPPLY/ESTUL TOOL	215 AMES ST	MATTHEWS	SPL
Mecklenburg	NONCD000 1413	C BAKER WELL	6505 WISTERIA DRIVE	CHARLOTTE	Evaluation Pending
MECKLENB URG	NCD024740 433	EC MANUFACTURING	413 N. POLK STREET	PINEVILLE	SPL
MECKLENB URG	NCD024488 025	SMITH METAL & IRON COMPANY	712 W 3RD ST	CHARLOTTE	NFA
Mecklenburg	NONCD000 2423	ROUNTREE PLANTATION GARDEN CENTER	517 ROUNTREE ROAD	CHARLOTTE	Evaluation Pending
MECKLENB URG	NONCD000 1150	CHARLOTTE BATTERY	2926 YOUNGBLOOD ST	CHARLOTTE	SPL
Mecklenburg	NONCD000 2583	TAYLOR SALT & CHEMICAL 2	3915 GLENWOOD DRIVE	CHARLOTTE	Evaluation Pending
MECKLENB URG	NONCD000 1144	MAMMOTH OAKS WATER SUPPLY WELL	MAMMOTH OAKS DR	CHARLOTTE	Evaluation Pending
MECKLENB URG	NONCD000 2584	LYNX LIGHT RAIL LINE/CHARLOTTE TRANSP	210 E TRADE ST	CHARLOTTE	Evaluation Pending
MECKLENB URG	NCD024488 355	SOUTHEASTERN EXTERMINATING CO.	4037 E INDEPENDENCE BLVD	CHARLOTTE	NFA
Mecklenburg	NONCD000 2419	ROHM & HAAS	215 LAWTON ROAD	CHARLOTTE	Evaluation Pending
MITCHELL	NCD024817 827	HENREDON FURNITURE	ALTAPASS ROAD	SPRUCE PINE	SPL
MITCHELL	NONCD000 0028	CAROLINA P&L CO. SPRUCE PINE	MOUNTAIN LAUREL DR	SPRUCE PINE	NFA
MITCHELL	NCD981929 375	HUMPBAC MOUNTAIN ROAD DRUM	4 MI EAST OF SPRUCE PINE	SPRUCE PINE	NFA
MITCHELL	NCD986171 171	ETHAN ALLEN-SPRUCE PINE	200 ETHAN ALLEN DRIVE	SPRUCE PINE	NFA
MITCHELL	NONCD000 2950	UNIMIN CRYSTAL PLANT	136 CRYSTAL DR	SPRUCE PINE	Evaluation Pending
MITCHELL	NCD986188 795	CARTERS RIDGE ROAD SITE	CARTER'S RIDGE ROAD	SPRUCE PINE	NFA
MITCHELL	NCD991277 724	MITCHELL SYSTEMS, INC.	ALTAPASS RD	SPRUCE PINE	SPL
MONTGOM ERY	NONCD000 1081	ALCOA-NARROWS POWERHOUSE	PINE STREET		NFA
Montgomery	NONCD000 2106	MULLINEX GROCERY	3079 HIGHWAY 109	TROY	Evaluation Pending
Montgomery	NONCD000 3177	MT GILEAD COTTON OIL CO	299 INDUSTRY AVE	Mount Gilead	Evaluation Pending
MONTGOM ERY	NONCD000 2862	ALCOA SHOOTING RANGE	TUCKERTOWN RD		NFA
MONTGOM ERY	NCD054284 518	STANDARD PACKAGING CORPORATION	5465 NC HWY 73 W	MT GILEAD	NFA
Montgomery	NONCD000 1476	CHAPPEL FARM SITE	228 SULFER SPRINGS RD	CANDOR	Evaluation Pending
MOORE	NCD048181 218	CAROLINA GALVANIZING CORP.	HWY 221 E	ABERDEEN	SPL
MOORE	NONCD000 2857	ABERDEEN FLORIST & GARDEN CENTER	500 S SANDHILLS BLVD	ABERDEEN	SPL
MOORE	NCD981929 391	VASS TRUCK WRECK	US 1	VASS	NFA

MOORE	NCD060306 727	RICHARDS, WC COMPANY, INC.	101 EAST MAPLE STREET	ABERDEEN	SPL
Moore	NONCD000 1716	FIRST BANK PROPERTY-OLD DUMP	OFF HWY 211	PINEHURST	Evaluation Pending
Moore	NONCD000 1528	COLONIAL ABRASIVES	312 SOUTH PINE STREET	ABERDEEN	Evaluation Pending
Moore	NONCD000 2461	Seven Lakes Well # 3	NC 211	Seven Lakes	Evaluation Pending
MOORE	NONCD000 0064	ROY F. BURT ENTERPRISES	HWY 15/501	CARTHAGE	NFA
MOORE	NCD060291 051	HOW ENTERPRISES	TAYLOR STREET	ABERDEEN	NFA
MOORE	NONCD000 3115	BREWERS REPAIR SHOP	8325 NC HWY 705	EAGLE SPRINGS	Evaluation Pending
MOORE	NCD003234 549	SCM PROCTOR SILEX/WEAREVER	575 YADKIN RD	SOUTHERN PINES	Voluntary (AA)
MOORE	NCD049845 266	STANLEY CASE GOODS (FORMER)	HWY 211	WEST END	SPL
MOORE	NCN000407 188	US 1-15/501 ABERDEEN	517 S SANDHILLS BLVD	ABERDEEN	SPL
MOORE	NCD144192 606	PARKER-ZENITH	160 TAYLOR ST	ABERDEEN	SPL
Nash	NONCD000 1258	AMERLINK SPILL	PO BOX 669	BATTLEBORO	Evaluation Pending
NASH	NC0000195 743	JIMMY GREEN METALS	BARN HILL CHURCH ROAD	NASHVILLE	NFA
NASH	NCD072028 251	TORPEDO WIRE & STRIP, INC.	INSTRUMENT DR	ROCKY MOUNT	NFA
NASH	NONCD000 3040	GOODYEAR 2056	2088 STONE ROSE DRIVE	ROCKY MOUNT	Evaluation Pending
Nash	NONCD000 1831	HAYNES RUBBER & SUPPLY COMPANY	942 NORTH CHURCH STREET	ROCKY MOUNT	NFA
NASH	NCD981933 096	ROCKY MOUNT, OLD AIRPORT	US 301 BUSINESS	ROCKY MOUNT	NFA w/ Restrictions
NASH	NCD980838 478	HONEYWELL INTERNATIONAL INC	3475 N WESLEYAN BLVD	ROCKY MOUNT	Evaluation Pending
NASH	NCD055359 079	MASONITE CORP. FIBERBOARD DIV.	HWY 64 & SR 1306	SPRING HOPE	Voluntary (AA)
NASH	NCD986197 317	ROCKY MOUNT COAL GAS PLANT NO. 2	100 East Virginia Street	ROCKY MOUNT	Voluntary (AA)
Nash	NONCD000 1896	INDUSTRIAL ELECTRIC/HALE	HWY 97 W.	ROCKY MOUNT	Evaluation Pending
NASH	NONCD000 1047	BAILEY SUBSTATION	NC 581 SOUTH	BAILEY	NFA
NASH	NONCD000 3062	SEPRO RESEARCH AND TECH CAMPUS	16013 WATSON SEED FARM RD	WHITAKERS	Evaluation Pending
NASH	NCD067178 707	FAWN PLASTICS CO., INC.	10235 US 264A	MIDDLESEX	SPL
Nash	NONCD000 2582	TAU VALLEY APARTMENTS	237 WINSTEAD AVENUE	ROCKY MOUNT	Evaluation Pending
NASH	NONCD000 1156	CLEAN-CLEAN DRY CLEANERS/VIP CLEANERS	627 TARRYTOWN CTR	ROCKY MOUNT	SPL
NASH	NONCD000 1073	BONE FARM PESTICIDE AREA	HWY 58/SR 1717	NASHVILLE	NFA
NASH	NCD986197 325	ROCKY MOUNT COAL GAS PLANT NO. 1	Wye Street	ROCKY MOUNT	Voluntary (AA)
NASH	NCD040042 426	AEROQUIP	8171 PLANER MILL RD	MIDDLESEX	SPL
NASH	NONCD000 1345	BOBBY MURRAY TOYOTA	387 WESLEYAN BLVD	ROCKY MOUNT	Evaluation Pending
NASH	NCD042891 663	MITCHELL ENGR CO/CECO BLDG. DIV.	BYPASS 301	ROCKY MOUNT	NFA w/ Restrictions
Nash	NONCD000 1762	GENTEX PRINTING	1021 THORPE ROAD	ROCKY MOUNT	Evaluation Pending
Nash	NONCD000 1730	FONTAINE FIFTH WHEEL (FORMER)	3883 SOUTH CHURCH STREET	ROCKY MOUNT	NFA w/ Restrictions
Nash	NONCD000 1800	GRIFFIN FERTILIZER SPILL	GREEN HILLS ROAD	ROCKY MOUNT	NFA
Nash	NONCD000 1511	CLAY STRICKLAND/LITTLE RIVER	1216 MACEDONIA ROAD (ST. HWY 1	SPRING HOPE	Evaluation Pending
NASH	NCD990733 180	ABBOTT LABS	HWY 301 N	ROCKY MOUNT	SPL
NASH	NCD990867 855	FAWN PLASTICS CO., INC.	401 JEFFREYS ROAD	ROCKY MOUNT	SPL
Nash	NONCD000 2712	WESTRIDGE VILLAGE SHP CTR/CLEAN CLEAN	120 S WINSTEAD AVE	ROCKY MOUNT	Evaluation Pending
NEW HANOVER	NONCD000 2962	JEFF FOUNTAIN TIRE SALES & SERVICE	4400 OLEANDER DR	WILMINGTON	Evaluation Pending

NEW HANOVER	NCD986171 965	CARO-KNIT	SMITH CREEK PKWY & 23RD	WILMINGTON	Voluntary (AA)
New Hanover	NONCD000 1432	THE CAPE GOLF COURSE	535 The Cape Blvd	Wilmington	SPL
NEW HANOVER	NCD981476 708	CTI OF NC, INC	1002 S FRONT ST	WILMINGTON	SPL
NEW HANOVER	NCD986186 518	OLD ATC REFINERY	801 SURRY STREET	WILMINGTON	SPL
New Hanover	NONCD000 1429	CAPE FEAR AUTO	4222 OLEANDER DR	WILMINGTON	Evaluation Pending
NEW HANOVER	NONCD000 2851	COCA-COLA BOTTLING FACILITY	1002 PRINCESS ST	WILMINGTON	NFA
New Hanover	NONCD000 1628	Dorothy B. Johnson School Yard	1100 McRay Street	Wilmington	NFA
New Hanover	NONCD000 2750	WK HOBBS BP SITE	2461 CAROLINA BEACH RD	WILMINGTON	NFA
New Hanover	NONCD000 2575	TAKEDA - BASF	101 Vitamin DRIVE	WILMINGTON	Voluntary (AA)
NEW HANOVER	NONCD000 3101	CORBETT FARMING FACILITY	2501 BLUE CLAY RD	WILMINGTON	Evaluation Pending
NEW HANOVER	NONCD000 2888	ALDERMAN PROPERTY (FRMR) POINT HARBOR	1400 POINT HARBOR RD	WILMINGTON	NFA
NEW HANOVER	NONCD000 0015	CENTRAL TRANSPORT COMPANY	215 SAMPSON ST	WILMINGTON	SPL
NEW HANOVER	NONCD000 2884	KING'S SCOOTERS	501 N 3RD ST	WILMINGTON	Evaluation Pending
NEW HANOVER	NONCD000 2842	SOUTH COLLEGE RD PCP SPILL	145-147 S COLLEGE RD	WILMINGTON	Evaluation Pending
NEW HANOVER	NONCD000 2564	ALLENS FARM SUPPLY	511 N 3RD ST	WILMINGTON	SPL
New Hanover	NONCD000 1391	BROWNS RADIATOR SERVICE	2136 WRIGHTSVILLE AVE	WILMINGTON	SPL
NEW HANOVER	NCD990734 055	HERCOFINA/CAPE INDUSTRIES	4600 HWY 421 N	WILMINGTON	SPL
NEW HANOVER	NONCD000 2961	CARTER COIN LAUNDRY & CLEANERS	1018 N 3RD ST	WILMINGTON	Evaluation Pending
NEW HANOVER	NCD003938 586	CORNING GLASS WORKS	310 NORTH COLLEGE ROAD	WILMINGTON	SPL
NEW HANOVER	NONCD000 1179	WILMINGTON IRON WORKS (FORMER)	S WATER, S FRONT, & ORANGE STS	WILMINGTON	NFA
New Hanover	NONCD000 2426	ROYSTER TRANSPORT CO., INC.	206 SHIPYARD BLVD.	WILMINGTON	Evaluation Pending
New Hanover	NONCD000 1557	CP&L TRANSFORMER SITE	HWY 421 N., NEXT TO SUTTON PLA	WILMINGTON	Evaluation Pending
NEW HANOVER	NCD058517 467	SOUTHERN WOOD PIEDMONT COMPANY	GREENFIELD ST	WILMINGTON	Voluntary (AA)
New Hanover	NONCD000 2074	MILLER & TALENT RADIATOR SERVICE	1815 CASTLE STREET	WILMINGTON	Evaluation Pending
NEW HANOVER	NCD981929 557	ALANDALE DR 4008 CHEMICALS	4008 ALANDALE DRIVE	WILMINGTON	NFA
NEW HANOVER	NC0210021 929	USA RESERVE XVIII AIRBORNE CORPS	2144 LAKESHORE DR	WILMINGTON	NFA
NEW HANOVER	NCD057454 670	DIAMOND SHAMROCK CORP/OCCIDENTAL	SR 1002	CASTLE HAYNE	Voluntary (AA)
NEW HANOVER	NONCD000 3112	EW GODWIN PROPERTY	1233 CASTLE HAYNE RD	WILMINGTON	Evaluation Pending
New Hanover	NONCD000 2612	TOWN OF CAROLINA BEACH	406 S. DOW ROAD	CAROLINA BEACH	SPL
New Hanover	NONCD000 2052	MCCARTHY COMPLAINT	1411 AIRLIE ROAD	WILMINGTON	NFA
NEW HANOVER	NONCD000 1475	USCG LORAN STATION CAROLINA BEACH	9001 RIVER RD	WILMINGTON	NFA
NEW HANOVER	NONCD000 1105	WETSIG YACHTS	4022 MARKET STREET	WILMINGTON	SPL
New Hanover	NONCD000 1579	Cypress Grove Subdivision	Leutenant Congleton Road	Wilmington	Evaluation Pending
NEW HANOVER	NONCD000 3120	NEUWIRTH MOTORS	219 S COLLEGE RD	WILMINGTON	Evaluation Pending
NEW HANOVER	NONCD000 3127	HANOVER CENTER METALS	1301 INDEPENDENCE BLVD	WILMINGTON	Evaluation Pending
New Hanover	NONCD000 3216	Soda Pop Center, LLC	5 N 12th St	wilmington	Evaluation Pending
NEW HANOVER	NC0000102 228	SHACKLEFORD BANKS DRUMS		WILMINGTON	NFA
New Hanover	NONCD000 1564	CRIBBS HOBBY	6225 CAROLINA BEACH RD.	WILMINGTON	NFA
New Hanover	NONCD000 2404	RITTER MILLWORKS SHOP	2913 CASTLE HAYNE RD	CASTLE HAYNE	NFA w/ Restrictions

New Hanover	NONCD000 2734	WILMINGTON FERTILIZER COMPANY	1702 NORTH 6TH STREET	WILMINGTON	SPL
New Hanover	NONCD000 2735	WILMINGTON RESOURCES	2200 US HWY 421 N	WILMINGTON	Evaluation Pending
NEW HANOVER	NONCD000 1138	DEUTSCH RELAYS	2021 GARDNER DR	WILMINGTON	SPL
New Hanover	NONCD000 1697	EXXON CORPORATION	3340 RIVER ROAD	WILMINGTON	SPL
New Hanover	NONCD000 2736	WILMINGTON SHIPYARD (former)	1500 POINT HARBOR RD.	WILMINGTON	SPL
NEW HANOVER	NONCD000 1185	CSX-NUTT ST	515 NUTT ST	WILMINGTON	SPL
New Hanover	NONCD000 1550	Cottman Transmission	145-147 S. College Road	Wilmington	SPL
NEW HANOVER	NONCD000 3073	BOB KING PONTIAC	5115 NEW CENTRE DR	WILMINGTON	Evaluation Pending
NEW HANOVER	NONCD000 2781	ADAMS PAINTING SERVICE	722 WELLINGTON AVE	WILMINGTON	SPL
NEW HANOVER	NONCD000 2838	WACCAMAW TRANSPORT (FORMER)	1106 S 2ND ST	WILMINGTON	SPL
NEW HANOVER	NONCD000 2789	WHITE RESIDENCE	406 LINDEN LANE	WILMINGTON	NFA
NEW HANOVER	NCD042890 525	DIAMOND SHAMROCK CORP/MARIETTA	SR 1002	CASTLE HAYNE	Evaluation Pending
NEW HANOVER	NONCD000 2194	NCSPA BLDG C-1	2202 BURNETT BLVD	WILMINGTON	Evaluation Pending
New Hanover	NONCD000 1330	BECKER BUILDERS SUPPLY COMPANY	4614 MARKET STREET	WILMINGTON	SPL
NEW HANOVER	NONCD000 1875	NCDOT MAINTENANCE STATION (FRMR)	124 DIVISION DR	WILMINGTON	Evaluation Pending
NEW HANOVER	NONCD000 3064	EXXON WOOSTER ST FRMR	315 WOOSTER ST	WILMINGTON	Evaluation Pending
New Hanover	NONCD000 1490	KINDER MORGAN/Chemserv	2005 n 6th Street	Wilmington	SPL
NEW HANOVER	NONCD000 2797	KOCH NORTH PARAXYLENE	3225 RIVER RD	WILMINGTON	SPL
NEW HANOVER	NONCD000 2779	APAC-CASTLE HAYNE ASPHALT PLANT	4909 N COLLEGE RD	CASTLE HAYNE	SPL
NEW HANOVER	NONCD000 2799	WRIGHTSVILLE AVE	2501-2509 WRIGHTSVILLE AVE	WILMINGTON	Evaluation Pending
New Hanover	NONCD000 1723	Flint Hills Resources-CMT Site	3330 River Road	Wilmington	SPL
New Hanover	NONCD000 1306	B&K Auto Services	5932 Carolina Beach Road	Wilmington	NFA
New Hanover	NONCD000 2280	PCS NITROGEN, FMRLY ARCADIAN	2830 HWY 421 NORTH	WILMINGTON	SPL
New Hanover	NONCD000 2277	Paziuk Warehouse	710 Sunnyvale Drive	Wilmington	SPL
New Hanover	NONCD000 1250	ALMONT SHIPPING	929 N Front Street	Wilmington	SPL
NEW HANOVER	NCD980801 484	SHEPARD CHEMICAL WORKS	320 Eastwood Rd (Hwy 74)	WILMINGTON	NFA
New Hanover	NONCD000 1253	AMERICAN CRANE CORPORATION	202 RALEIGH ST.	WILMINGTON	Evaluation Pending
NEW HANOVER	NCD075562 074	POTTER'S SEPTIC TANK SERVICE	MASONBORO LOOP RD	WILMINGTON	NFA
New Hanover	NONCD000 2498	Southern Graphics Systems	2406 N. 23rd street	Wilmington	SPL
NEW HANOVER	NCD006991 210	DEPOORTERE CORPORATION	240 CASTLE HAYNE RD	WILMINGTON	NFA
NEW HANOVER	NONCD000 2951	MUDDY WATERS PROPERTY	105 & 125 BATTLESHIP RD	WILMINGTON	Evaluation Pending
NEW HANOVER	NONCD000 2489	SOUTH ATLANTIC SERVICES, INC	3527 HWY 421 N	WILMINGTON	Evaluation Pending
NEW HANOVER	NONCD000 3088	MARKET ST GROUNDWATER PCE CONTAMINATION	7984 MARKET ST	WILMINGTON	Evaluation Pending
NEW HANOVER	NCD980557 813	CONTAINER PRODUCTS CORP.	1223 N. 23RD STREET	WILMINGTON	NFA
NEW HANOVER	NCD980557 821	DOW CHEMICAL PLANT CAPE FEAR	MOTSU BUFFER ZONE	CAPE FEAR	NFA
New Hanover	NONCD000 2561	SUNOCO BULK TERMINAL	RIVER ROAD	WILMINGTON	SPL
NEW HANOVER	NCD000772 046	MOBIL OIL CORP/KOCH REFINING	3334 RIVER RD	WILMINGTON	SPL
NEW HANOVER	NONCD000 2835	PRIME EQUIPMENT CO	1020 N FRONT ST	WILMINGTON	SPL
NEW HANOVER	NCN000407 584	SOUTHERN METALS RECYCLING, INC	13 WRIGHT ST	WILMINGTON	SPL

NEW HANOVER	NONCD0002908	WILMINGTON MATERIALS PLANT #1	3612 N 421 HWY	WILMINGTON	NFA
NEW HANOVER	NCD050409150	GENERAL ELECTRIC CO/WILMINGTON	3901 CASTLE HAYNE RD	WILMINGTON	SPL
NEW HANOVER	NCD986188910	WILMINGTON COAL GAS PLANT	CASTLE & SURRY STS	WILMINGTON	Voluntary (AA)
NEW HANOVER	NCD980557839	IDEAL BASIC INDS/PLANT MARL QUARRY	5635 HOLLY SHELTER ROAD	CASTLE HAYNE	NFA
NEW HANOVER	NCN000407302	WILMINGTON GUN CLUB (FORMER)	MILITARY CUTOFF ROAD	WILMINGTON	NFA w/ Restrictions
New Hanover	NONCD0002645	UniFirst	1821 Dawson Street	Wilmington	Voluntary (AA)
NEW HANOVER	NONCD0001922	ALKALI SCREEN PRINTING	6420 AMSTERDAM WAY	WILMINGTON	SPL
NEW HANOVER	NONCD0001200	COASTLINE INN PROPERTY	503 NUTT ST	WILMINGTON	SPL
NEW HANOVER	NCD981021157	NEW HANOVER COUNTY AIRPORT BURN	GARDNER DRIVE	WILMINGTON	NFA
NEW HANOVER	NONCD0001042	WILMINGTON SOUTH LINE & SERVICE YD	6854 CAROLINA BEACH RD	WILMINGTON	Evaluation Pending
NORTHAMP TON	NCD044388015	GA-PACIFIC CORP HDBD	AMPAC RD	CONWAY	Evaluation Pending
Northampton	NONCD0002333	PRODUCER SERVICE & SUPPLY	4084 NC HWY 186	SEABOARD	Evaluation Pending
NORTHAMP TON	NCD980559975	GA-PACIFIC CORP/RESIN DIV	AMPAC RD	CONWAY	NFA
NORTHAMP TON	NCD986227965	STOLLER CHEMICAL - SEVERN	HIGHWAY 35	SEVERN	NFA
NORTHAMP TON	NONCD0002977	RESINALL CORPORATION	302 WATER ST	SEVERN	SPL
ONSLow	NONCD0002420	APAC MAINTENANCE SHOP (FRMR)	240 CENTER ST	JACKSONVILLE	SPL
ONSLow	NCD084167444	STANADYNE, INC/DIESEL SYSTEMS	405 WHITE ST	JACKSONVILLE	SPL
ONSLow	NONCD0002503	PADGETT PROPERTIES, LLC	2043 LEJEUNE BLVD	JACKSONVILLE	Evaluation Pending
ONSLow	NONCD0002550	NCDOT MARINE BLVD & US 17	MARINE BLVD & US 17	JACKSONVILLE	SPL
Onslow	NONCD0003234	C&D MOTORS	2227 Lejeune Blvd	JACKSONVILLE	Evaluation Pending
Onslow	NONCD0002608	TOMMY POLLARD PROPERTY, PARCEL 901	INTERSECTION OF HWY. 24 & 53	JACKSONVILLE	Evaluation Pending
ONSLow	NONCD0002624	DODSON EXTERMINATORS/US CELLULAR	2861 RICHLANDS HWY	JACKSONVILLE	Evaluation Pending
ONSLow	NONCD0002910	STANCIL PROPERTY	540 RICHLANDS HWY	JACKSONVILLE	NFA
ONSLow	NONCD0000004	STURGEON CITY SITE (NON-PRLF PORTION)	4 COURT STREET	JACKSONVILLE	SPL
Onslow	NONCD0002156	NCDOT ASPHALT MATERIAL TEST LAB NO 52	6190 NEW BERN HWY	MAYSVILLE	SPL
ONSLow	NCD982119554	BOSTIC DRUM	US HWY 17	HOLLY RIDGE	NFA
ONSLow	NCN000410765	AOPC 10 CAMP LEJEUNE ALTERNATE OFF-BASE	TARAWA BLVD & NC24	JACKSONVILLE	Evaluation Pending
ONSLow	NONCD0001079	BELGRADE POND PESTICIDE DRUMS	OFF BELGRADE-SWANSBORO RD	MAYSVILLE	NFA
ONSLow	NCD980728687	RENROH	HIGHWAY 50 AND LLOYD ST	HOLLY RIDGE	NFA
ORANGE	NCD057037194	GENERAL ELECTRIC CO/MEBANE OPER	6801 INDUSTRIAL DR	MEBANE	NFA
ORANGE	NCD084172188	ROGERS-TRIEM INC/AMETEK INC LAMB	501 S GREENSBORO ST	CARRBORO	NFA
ORANGE	NCD003203213	UNIVERSITY OF NORTH CAROLINA	B-5 VENABLE HALL	CHAPEL HILL	NFA
ORANGE	NONCD0003053	FLYNT FABRICS MILL	202 S NASH ST	HILLSBOROUGH	Evaluation Pending
ORANGE	NCD003185816	WHITE FURNITURE CO.	HIGHWAY 70A EAST	HILLSBOROUGH	NFA
ORANGE	NCD980557623	UNIVERSITY OF NC/ARPT WASTE DISP	AIRPORT RD	CHAPEL HILL	Voluntary (AA)
ORANGE	NONCD0003091	NORTH MERRITT MILL RD PCE CONTAMINATION	N MERRITT MILL RD AND W FRANKL	CHAPEL HILL	Evaluation Pending
ORANGE	NONCD0002918	OAKWOOD ST EXT WELL CONTAMINATION	818 OAKWOOD ST EXT	MEBANE	NFA
ORANGE	NONCD0003095	NC HWY 86 METALS CONTAMINATION	1908 TO 2032 NC HWY 86	HILLSBOROUGH	Evaluation Pending
ORANGE	NCR000010272	UNC-COGENERATION FACILITY	575 W CAMERON AVE	CHAPEL HILL	Voluntary (AA)

ORANGE	NONCD000 1356	BLUE CROSS BLUE SHIELD (DURHAM SERVICE C	HIGHWAY 15-501	CHAPEL HILL	NFA
ORANGE	NONCD000 1186	CARR MILL MALL	200 N GREENSBORO ST	CARRBORO	SPL
ORANGE	NONCD000 1486	CHAPEL HILL POLICE DEPT	828 MARTIN LUTHER KING JR BLVD	CHAPEL HILL	Evaluation Pending
ORANGE	NONCD000 2538	WEST HAMPTON SUBDIVISION LOT #9	205 WESTHAMPTON WAY	CHAPEL HILL	NFA
ORANGE	NONCD000 2408	UNC-PHILLIPS HALL	120 E CAMERON AVE	CHAPEL HILL	Evaluation Pending
ORANGE	NCD986205 839	ORANGE COUNTY SCHOOL BUS GARAGE	231 HOLMAN DR	HILLSBOROUGH	Evaluation Pending
Orange	NONCD000 1961	KIRSCHNER, GEORGE PROPERTY	6806 MILLHOUSE ROAD	CHAPEL HILL	Evaluation Pending
ORANGE	NONCD000 2552	USA DUTCH, INC.	3604 SOUTHERN DR	EFLAND	Evaluation Pending
ORANGE	NCN000410 563	EUBANKS RD CONTAMINATED WELL	1621 Genestu Dr	CHAPEL HILL	Evaluation Pending
ORANGE	NONCD000 2203	ALLEN LANE CONTAMINATED WELLS	3000 US 70 BYPASS	HILLSBOROUGH	Evaluation Pending
ORANGE	NCD991277 757	NC MEMORIAL HOSPITAL	MANNING DRIVE	CHAPEL HILL	NFA
Orange	NONCD000 2247	OWASA - NELLO TEER QUARRY	HIGHWAY 54	CARBORRO	NFA
Orange	NONCD000 2254	PAK-LITE	6508 EAST WASHINGTON ST.	MEBANE	Evaluation Pending
Orange	NONCD000 1570	CROWN HONDA AND VOLVO	1730 NORTH FORDHAM BOULEVARD	CHAPEL HILL	NFA
Pamlico	NONCD000 1614	Dixie Chemicals	13495 NC 55 Hwy	Alliance	Evaluation Pending
PAMLICO	NONCD000 2482	PIRICZKY/PRICE SERVICE STATION	8287 HWY 306 S	ARAPAHOE	Evaluation Pending
PASQUOTA NK	NCD986175 610	POPLAR DRIVE DRUM DUMP	POPLAR DRIVE	ELIZABETH CITY	NFA
PASQUOTA NK	NONCD000 2905	Y-9 DITCH ELIZABETH STREET	400 E ELIZABETH ST & 501 PEARL	ELIZABETH CITY	NFA
PASQUOTA NK	NONCD000 0047	MEADS AIRFIELD PESTICIDES	SR 1100	WEEKSVILLE	SPL
Pasquotank	NONCD000 1493	CHESAPEAK WOOD PRODUCTS COMPANY	WOOD TREATING PLANT	ELIZABETH CITY	Evaluation Pending
PASQUOTA NK	NCD981929 318	ELIZABETH CITY ABANDONED DRUMS	5 BRIDGES RD SR 1223	ELIZABETH CITY	NFA
PASQUOTA NK	NONCD000 2958	ELIZABETH CITY SHIPYARD	722 RIVERSIDE AVE	ELIZABETH CITY	Evaluation Pending
PASQUOTA NK	NCD986197 267	ELIZABETH CITY COAL GAS	WARD AND FOURTH STREETS	ELIZABETH CITY	Voluntary (AA)
Pasquotank	NONCD000 2745	Winslow Memorial Home	1700 West Ehringhuas Street	Elizabeth City	NFA
Pasquotank	NONCD000 2155	NCDOT ASPHALT LAB SITE NO.71	NORTHSIDE ROAD(HWY-158)	ELIZABETH CITY	Evaluation Pending
PASQUOTA NK	NONCD000 1166	CENTRAL GRAIN-MORGANS CORNER	1312 HASSELL RD	ELIZABETH CITY	SPL
PASQUOTA NK	NCD982157 067	FORTRESS WOOD PRODUCTS	889 FOREMAN BUNDY RD	ELIZABETH CITY	Evaluation Pending
PASQUOTA NK	NCD986166 163	JENNINGS (DON) PROPERTY	215 SMALL DRIVE	ELIZABETH CITY	NFA
Pasquotank	NONCD000 2129	NCDOT - ATL 16-6	OFF NCSR 1387, NEAR ELIZ. CITY	ELIZABETH CITY	Evaluation Pending
PENDER	NONCD000 1143	PRESTIGE LABELS	151 INDUSTRIAL DR	BURGAW	SPL
PENDER	NCD062677 273	CHEMICAL LEAMAN TANK LINES, INC.	120 COWPEN LANDING	NEAR WILMINGTON	NFA
PENDER	NONCD000 1058	ELECTRONICS COMPONENT CORPORATION	200 ELECTRONICS PARKWAY	BURGAW	SPL
PENDER	NONCD000 2913	WALLACE AIRPORT	250 HENDERSON FIELD RD	WALLACE	Evaluation Pending
PENDER	NCN000407 564	WATHA FIRING RANGE	3311 SHILOH RD	WATHA	SPL
PENDER	NONCD000 2681	WOOD TREATERS, INC	224 SAW DUST RD	ROCKY POINT	Evaluation Pending
Pender	NCD986195 154	PENDER PLATING COMPANY	110 W HAYES ST.	BURGAW	SPL
PENDER	NONCD000 1775	DURWOOD GROCERY	23585 US HWY 421	WILLARD	Evaluation Pending
Pender	NONCD000 2413	ROCKY POINT TRADING POST TCE DISCOV	8160 US HWY 117S, ROCKY POINT	BURGAW	NFA
PENDER	NONCD000 1996	AMERICAN SKIN FOOD GROUP	140 INDUSTRIAL DR	BURGAW	NFA w/ Restrictions

Pender	NONCD000 2451	SCHOONMAKERS-DECORATIVE TIN BUSIN.	725 CAMP KIRKWOOD RD	WATHA	NFA
Pender	NONCD000 3207	Pender County ABC Board	HWY 117 S	BURGAW	Evaluation Pending
PENDER	NONCD000 3077	PHOENIX 308 TRAVEL CENTER	13493 NC HWY 210	ROCKY POINT	Evaluation Pending
PERQUIMA NS	NONCD000 3043	SOUTHERN SCRAP DISPOSAL AREA	2835 HARVEY POINT RD	HERTFORD	NFA
PERQUIMA NS	NONCD000 1167	CENTRAL GRAIN-CHAPANOKE	647 CHAPANOKE RD	HERTFORD	Evaluation Pending
PERQUIMA NS	NONCD000 2893	TOWERS RD DISPOSAL AREA	2835 HARVEY POINT RD	HERTFORD	NFA
PERQUIMA NS	NONCD000 1173	LEBANON CHEMICAL	ALBERMARLE ST	HERTFORD	Voluntary (AA)
PERQUIMA NS	NONCD000 2931	RIVER ROAD	RIVER RD	HERTFORD	NFA
PERSON	NCD033978 396	ATEC INDUSTRIES	PERKINS DRIVE	ROXBORO	SPL
PERSON	NCN000410 375	COUNTRY CLUB LANE CONTAMINATION	192 COUNTRY CLUB LANE	ROXBORO	Evaluation Pending
PERSON	NONCD000 3054	BROMMA INC	2285 DURHAM RD	ROXBORO	Evaluation Pending
PERSON	NCD004520 136	EATON CORPORATION	ROUTE 501 SOUTH	ROXBORO	Voluntary (AA)
PERSON	NONCD000 2848	LOXCREEN	RT 501 S	ROXBORO	NFA
PERSON	NCD003194 271	ALUMARK CORP/HUNTER DOUGLAS, INC	HWY 501 S	ROXBORO	NFA
PERSON	NONCD000 1116	REPUBLIC SERVICES OF NC	312 JACK SHERMAN RD	ROUGEMONT	SPL
Pitt	NONCD000 3221	GUC Operations Center	801 Mumford Rd	Greenville	Evaluation Pending
PITT	NCSFN0407 143	AMERICAN ELEMENTS	500 WALLACE ST	FARMVILLE	SPL
PITT	NONCD000 2874	MOHAWK-KARASTAN	2007 DICKINSON AVE	GREENVILLE	SPL
PITT	NCD095119 210	MCGRAW EDISON COMPANY	251 INDUSTRIAL BLVD	GREENVILLE	NFA
PITT	NONCD000 0008	UNION CARBIDE (FORMER)	14TH AND COTANCHE STREETS	GREENVILLE	NFA
PITT	NONCD000 3026	HARRIS & ROGERS TOBACCO SALES	PITT ST	GREENVILLE	Evaluation Pending
PITT	NCD003184 249	UNION CARBIDE CORP/EVEREADY BATTERY	264 BYPASS-EVANS ST EXTN	GREENVILLE	SPL
Pitt	NONCD000 3229	SPEEDWAY 8183	502 SW GREENVILLE BLVD	GREENVILLE	Evaluation Pending
PITT	NCD003185 311	STARLING DAVID PROPERTY	HWY 258 N	FARMVILLE	NFA
PITT	NC8210022 044	USA RESERVE XVIII AIRBORNE CORPS	1391 N MEM DR	GREENVILLE	NFA
PITT	NONCD000 2896	NC DOT BRIDGE #80	BLACK CRK & STATONSBURG RD BRG	FARMVILLE	Evaluation Pending
PITT	NCD003186 178	COASTAL CHEMICAL CORP.	EVANS ST EXT	GREENVILLE	SPL
PITT	NCD980557 854	FMC/NIAGARA PESTICIDES	3595 OLD NC 11	AYDEN	SPL
PITT	NCD980557 672	PITT COUNTY UTILITY LANDFILL	PORT TERMINAL RD	GREENVILLE	SPL
PITT	NCD000827 832	ELECTRICAL UTILITIES/CO BB&T	309 ANDERSON AVE	FARMVILLE	SPL
Pitt	NONCD000 1681	Empire Brush Facility	105 Staton Road	Greenville	Voluntary (AA)
PITT	NONCD000 1157	ROBERT BOSCH TOOL CORP	310 STATON RD	GREENVILLE	Voluntary (AA)
PITT	NONCD000 2941	GRANDE AVE PCE	GRANDE AVE & DICKINSON AVE	GREENVILLE	Evaluation Pending
PITT	NONCD000 2455	STATON ROAD SOLVENT CONTAMINATION	STATON RD	GREENVILLE	Evaluation Pending
PITT	NONCD000 2901	PITT COUNTY SCHOOL BUS GARAGE	901 MALL DRIVE	GREENVILLE	NFA
PITT	NCD986171 296	GRAY FARM SITE	SR 1545	STOKES	NFA
PITT	NONCD000 3021	AYDEN DIESEL	3890 JOLLY RD	AYDEN	Evaluation Pending
PITT	NONCD000 0055	GLISSON ENTERPRISES	HWY 903	GREENVILLE	SPL
PITT	NCD980600 951	EAST CAROLINA MEDICAL SCHOOL		GREENVILLE	NFA

PITT	NONCD000 1113	SOUTHERN STATES (FORMER)	125 LINE AVE	GREENVILLE	SPL
PITT	NCD981468 622	FORK SWAMP/GRADY WHITE BOAT	SR 1725	AYDEN	NFA
PITT	NCD072020 399	PROCTER & GAMBLE PAPER PRODS CO.	1029 OLD CREEK ROAD	GREENVILLE	NFA
PITT	NONCD000 3055	UNX PROPERTY	200 W 9TH ST	GREENVILLE	Evaluation Pending
PITT	NONCD000 0042	SOUTHMET, INC.	NORTH GREENE STREET	GREENVILLE	NFA
PITT	NONCD000 2836	RABO CLEANERS	701 HOOKER RD	GREENVILLE	SPL
PITT	NCD986188 886	GREENVILLE COAL GAS PLANT	PLANT STREET	GREENVILLE	Voluntary (AA)
PITT	NCD093132 207	VOICE OF AMERICA RELAY STATION	COUNTY ROAD 1212	GREENVILLE	SPL
PITT	NCD003183 571	WINTERVILLE MACHINE WORKS, INC.	2672 MILL ST	WINTERVILLE	SPL
PITT	NONCD000 1785	SOUTHERN STATES COOP	3648 SOUTH FIELDS ST	FARMVILLE	Evaluation Pending
PITT	NONCD000 3017	WINNER CHEVROLET	6246 NC 11 SOUTH	AYDEN	Evaluation Pending
PITT	NCD075575 191	REED NATIONAL CORPORATION	S FIELDS ST	FARMVILLE	NFA
POLK	NCD991278 045	RECON DRUM COMPANY	ROUTE 1	COLUMBUS	NFA
POLK	NONCD000 1212	WOODLAND MILLS CORP	4021 HWY 108 E	MILL SPRING	Evaluation Pending
RANDOLPH	NCD051739 209	HARRELSON RUBBER COMPANY	408 TELEPHONE AVE	ASHEBORO	Voluntary (AA)
RANDOLPH	NONCD000 3042	BALFOUR BP	1553 N FAYETTEVILLE ST	ASHEBORO	Evaluation Pending
RANDOLPH	NCN000407 301	LOFLIN GOLD MINE	LOFLIN HILL RD	TRINITY	NFA
RANDOLPH	NONCD000 3150	POWERSECURE MANUFACTURING INC	1410 COLTRANE MILL RD	RANDELMAN	Voluntary (AA)
RANDOLPH	NCD003226 560	STEVENS JP AND COMPANY, INC.	NAOMI STREET	RANDELMAN	NFA
RANDOLPH	NONCD000 3051	SWAIM METALS	414 BERKLEY ST	HIGH POINT	Evaluation Pending
Randolph	NONCD000 2633	TRINITY AMERICAN CORP.	5275 GLENOLA IND. DR	GLENOLA	Voluntary (AA)
Randolph	NONCD000 2676	Vitafoam, Inc.	2222 Surrett Drive	High Point	Voluntary (AA)
RANDOLPH	NCN000410 534	STALEY PCE/BROWN'S GROCERY	6488 WHITES CHAPEL RD	STALEY	Evaluation Pending
Randolph	NONCD000 1541	CONITRON	WINOLA RD.	TRINITY	Evaluation Pending
Randolph	NONCD000 1555	COX MOBILE HOME PARK	ROCKY KNOLL RD.	ASHEBORO	NFA
RANDOLPH	NONCD000 1011	JUNG CORPORATION	718-720 INDUSTRIAL PARK AVE	ASHEBORO	SPL
Randolph	NONCD000 2372	RANDOLPH SCH. - BUS GARAGE-B	2234-AENTERPRISE ST.	ASHEBORO	Evaluation Pending
RANDOLPH	NCD003225 620	HIGH POINT FURNITURE INDUSTRIES	1121 CORPORATION DRIVE	ARCHDALE	NFA
RANDOLPH	NONCD000 1136	EASTSIDE GROCERY	1339 E SALISBURY ST	ASHEBORO	NFA
Randolph	NONCD000 2371	RANDOLPH ELECTRIC	HWY 42 @ PATTON STREET	ASHEBORO	NFA
Randolph	NCN000410 733	LIBERTY, TOWN OF - PUBLIC WELL	BRINKLEY COUNTRY LN	LIBERTY	Evaluation Pending
RANDOLPH	NCD003216 462	UNION CARBIDE CORP/EVEREADY BATTERY	800 ALBEMARLE RD	ASHEBORO	SPL
Randolph	NONCD000 1470	Central Transport - Solvents	2829 Uwharrie Road	Archdale	Evaluation Pending
RANDOLPH	NCD003213 568	LIBERTY FURNITURE CORP/CHROMCRAFT	330 N GREENSBORO ST	LIBERTY	SPL
Randolph	NONCD000 2766	WRIGHT OF THOMASVILLE - NONUST	SR 1619	THOMASVILLE	Evaluation Pending
RANDOLPH	NONCD000 2529	BASSETT FURNITURE-WEIMAN PLANT	1603 LEONARD ST	RAMSEUR	SPL
Randolph	NONCD000 1948	KAYSER-ROTH - ASHEBORO	515 W. BALFOUR AVE.	ASHEBORO	Voluntary (AA)
RANDOLPH	NC0001351 212	GRAVE'S PROPERTY	FORT CREEK MILL ROAD	SEAGROVE	NFA
RANDOLPH	NCD000822 130	HARRELSON RUBBER COMPANY	HWY 220 SOUTH	ASHEBORO	SPL

RANDOLPH	NCD000822 064	BURLINGTON INDUSTRIES, INC.	229 W. CENTRAL AVENUE	ASHEBORO	NFA
RANDOLPH	NCD981864 614	ULAH BATTERY/BATTERY PILES	SR 1219/DINAH RD	ASHEBORO	NFA w/ Restrictions
RANDOLPH	NCD000822 957	UNION CARBIDE CORP/EVEREADY BATTERY	ART BRYAN DR	ASHEBORO	Voluntary (AA)
RANDOLPH	NONCD000 2065	CARBON BLACK HOUSE	1900 S FAYETTEVILLE ST	ASHEBORO	NFA
RANDOLPH	NONCD000 2814	HANCOCK COUNTRY HAMS	3484 NC HWY 22 N	FRANKLINVILLE	Evaluation Pending
Randolph	NCD982108 433	BEAMAN CORP.	6306 N.OLD HWY 421	LIBERTY	Evaluation Pending
Randolph	NONCD000 2143	NCDOT - SITE #43 RILEY PAVING ASPHALT	HWY 421	LIBERTY	Evaluation Pending
Randolph	NONCD000 2292	Perdue Farms - Liberty - Solvents	2607 Old Highway 421	Staley	Evaluation Pending
Randolph	NONCD000 2142	NCDOT - SITE #42 APAC ASPHALT PLANT	PINE VIEW ROAD	ASHEBORO	Evaluation Pending
RANDOLPH	NCN000040 532	CARL DRIVE TIRE FIRE	2242 CARL DRIVE	ASHEBORO	Evaluation Pending
RANDOLPH	NCD982124 646	GREGSON FUNITURE INDUSTRIES	206 E FRAIZER AVENUE	LIBERTY	NFA
RICHMOND	NONCD000 1420	CSX HAMLET DIESEL SHOP	NC 177	HAMLET	Voluntary (AA)
RICHMOND	NONCD000 1712	SOLENE INDUSTRIAL LUBRICANTS	709 AIRPORT RD	ROCKINGHAM	NFA
RICHMOND	NCD000828 566	TARTAN MARINE PROPERTY	NC HIGHWAY 77 & SR 2032	HAMLET	SPL
RICHMOND	NCD071061 147	CLARK EQUIPMENT COMPANY	HIGHWAY 74 WEST	ROCKINGHAM	NFA
Richmond	NONCD000 2400	RICHMOND APPAREL/FRUIT OF THE LOOM	HWY 74 WEST	ROCKINGHAM	Evaluation Pending
RICHMOND	NONCD000 2867	ATKINSON ST CONTAMINATION	109 ATKINSON ST	HAMLET	Evaluation Pending
Richmond	NONCD000 2164	NCDOT Asphalt Site #3/Brown Paving	Intersection of SR 1305 and Hw	Rockingham	Evaluation Pending
RICHMOND	NCD980602 791	SALVAGE OIL OF AMERICA	1227 MCLEOD STREET	ROCKINGHAM	SPL
RICHMOND	NONCD000 2832	HWY 177 TCE	1061 HWY 177	HAMLET	Evaluation Pending
RICHMOND	NCD000616 219	GA-PACIFIC CORP	HWY 177 S	HAMLET	SPL
ROBESON	NCD982078 271	BARNES PROPERTY	ROUTE 2	FAIRMONT	NFA
ROBESON	NONCD000 1135	LUMBERTON MUNICIPAL AIRPORT	163 AIRPORT BLVD	LUMBERTON	Evaluation Pending
Robeson	NONCD000 2049	MAXTON OIL & FERT. CO. - PLANT	207 N MCNAIR ST	MAXTON	Evaluation Pending
ROBESON	NCD067200 949	CROFT METALS	HWY 71 S	LUMBER BRIDGE	NFA
ROBESON	NCD097728 000	CAMPBELL SOUP	HIGHWAY 71 NORTH	MAXTON	NFA
Robeson	NONCD000 1947	KAYSER-ROTH	3707 W. 5TH ST	LUMBERTON	Voluntary (AA)
Robeson	NONCD000 3213	The Childrens Clinic	SW OF LEESVILLE & N MORRO STS	FAIRMONT	Evaluation Pending
ROBESON	NCD045924 032	WEST POINT PEPPERELL ALAMAC	1885 ALAMAC RD	LUMBERTON	SPL
ROBESON	NCD061099 248	CONVERSE CHUCK TAYLOR SITE	4019 NC 72 WEST	LUMBERTON	Evaluation Pending
ROBESON	NONCD000 2869	NCDOT ASPHALT TESTING SITE #70	HWY 74	LUMBERTON	Evaluation Pending
Robeson	NONCD000 3239	Carolina Civic Center Lumberton	315 N Chestnut St	LUMBERTON	Evaluation Pending
ROBESON	NONCD000 1862	LUMBERTON DYE CO	FIRST AND TOWN COMMON STS	LUMBERTON	Evaluation Pending
ROBESON	NC9210022 043	USA RESERVE XVIII AIRBORNE CORPS	1400 CARTHAGE RD	LUMBERTON	NFA
ROBESON	NCD057454 571	ROYAL DEVELOPMENT CO., INC.	HWY 71 W	RED SPRINGS	NFA
ROBESON	NONCD000 2988	PEMBROKE FARM HOME & GARDEN	302 W 3RD ST	PEMBROKE	SPL
ROBESON	NONCD000 1014	SOUTHERN STATES-LUMBERTON FERTILIZER	875 OLD WHITEVILLE RD	LUMBERTON	Evaluation Pending
Robeson	NONCD000 2542	STEVENS CLEANERS	IONA AND MAIN STREET	FAIRMONT	SPL
ROBESON	NONCD000 1232	INDUSTRIAL & AGRICULTURAL CHEMICALS	2042 BUIE-PHILADELPUS RD	RED SPRINGS	Evaluation Pending

ROBESON	NCD986209 575	CARDINAL CHEMICAL WAREHOUSE FIRE	NC 211 & NC 72	LUMBERTON	SPL
Robeson	NONCD000 1540	COGENTRIX-LUMBERTON	1886 HESTERTOWN RD	LUMBERTON	Evaluation Pending
Robeson	NONCD000 2444	SANFATEX	HIGHWAY 211	RED SPRINGS	Evaluation Pending
Rockingham	NONCD000 2388	RENTZ OIL CO.-KENAN TRANSPORT	2502 RICHARDSON DR.	REIDSVILLE	Evaluation Pending
Rockingham	NONCD000 2385	REIDSVILLE INDUSTRIAL PARK	US HIGHWAY 29 BYPASS & REIDSVI	REIDSVILLE	Evaluation Pending
ROCKINGH AM	NONCD000 3123	EAST MEADOW ROAD PCP	863 EAST MEADOW RD	EDEN	Evaluation Pending
ROCKINGH AM	NCD003530 078	GTE PRODUCTS CORPORATION	1704 BARNES STREET	REIDSVILLE	NFA
ROCKINGH AM	NCD089914 311	MILLER BREWING CO/CONT DIV	1900 BARNES ST	REIDSVILLE	SPL
ROCKINGH AM	NONCD000 2894	VFW ROAD CONTAMINATION	VFW ROAD	REIDSVILLE	Evaluation Pending
ROCKINGH AM	NCD085438 810	MILLER BREWING CO/PHILLIP MORRIS	863 E MEADOW RD	EDEN	NFA
Rockingham	NONCD000 2147	NCDOT - SITE #59 WENTWORTH ASPHALT	HWY 65/87	WENTWORTH	Evaluation Pending
ROCKINGH AM	NONCD000 2879	TAYLOR ROAD WELLS	801 TAYLOR RD	STONEVILLE	Evaluation Pending
Rockingham	NONCD000 2553	Stoneville Furniture Company	525 South Henry Street	Stoneville	SPL
ROCKINGH AM	NCD024762 668	BUSH BROTHERS PLATING INC/GREER	107 NE MARKET ST	REIDSVILLE	SPL
ROCKINGH AM	NONCD000 2850	BUSICK ROAD TCE	BUSICK RD	REIDSVILLE	Evaluation Pending
Rockingham	NONCD000 1390	Brown, Frances and Larry Somers Wells	3089 NC 150	Reidsville	Evaluation Pending
Rockingham	NONCD000 3210	ETNA 231	226 W Harrison St	Reidsville	Evaluation Pending
Rockingham	NONCD000 1348	BIG APPLE FARM SUPPLY - SOLVENTS	407 SW MARKET STREET	REIDSVILLE	Evaluation Pending
ROCKINGH AM	NONCD000 3000	REIDSVILLE MCDONALD'S	665 S SCALES ST	REIDSVILLE	Evaluation Pending
Rockingham	NONCD000 1256	AMERICAN TOBACCO CO. - NONUST	301 N.SCALES STREET	REIDSVILLE	Evaluation Pending
Rockingham	NONCD000 1400	Burlington House Reidsville Plant	2362 Holiday Loop Road	Reidsville	Voluntary (AA)
ROCKINGH AM	NCD093783 876	VANIER GRAPHICS CORPORATION	655 MEADOW RD	EDEN	SPL
Rockingham	NONCD000 1715	Fieldcrest Blanket Mill	Warehouse Street	Eden	Evaluation Pending
ROCKINGH AM	NCD003218 203	FIELDCREST MILLS INC.	326 STADIUM DRIVE	EDEN	NFA
ROCKINGH AM	NCD061786 000	BETA FUELING SYSTEMS	1209 FREEWAY DR	REIDSVILLE	Evaluation Pending
ROCKINGH AM	NONCD000 2346	UNIFI, INC	2920 VANCE ST	REIDSVILLE	Evaluation Pending
ROCKINGH AM	NONCD000 1087	REIDSVILLE COAL GAS PLANT	825 Way Street	REIDSVILLE	Voluntary (AA)
ROWAN	NCN000410 518	CHAPEL STREET BATTERY DUMP	CHAPEL STREET	KANNAPOLIS	NFA
ROWAN	NCD003213 881	BENDIX CORPORATION	I-85 INNES ST EXIT	SALISBURY	SPL
ROWAN	NONCD000 1027	JAKE ALEXANDER BLVD SITE	1709 JAKE ALEXANDER BLVD S	SALISBURY	Evaluation Pending
ROWAN	NCN000410 468	OAK HAVEN MHP	775 AIRPORT RD	SALISBURY	NFA
ROWAN	NCD081322 117	GENERAL ELECTRIC CO/SALISBURY	1114 OLD CONCORD RD	SALISBURY	NFA
Rowan	NONCD000 1626	DOMINION YARN - CORLIN PLANT	414 NORTH MARIAH STREET	LANDIS	Evaluation Pending
ROWAN	NONCD000 2898	WOODLEAF & RIDGE PCE	3150 WOODLEAF RD	SALISBURY	Evaluation Pending
ROWAN	NCD048469 993	PROCTOR CHEMICAL CO INC/NATIONAL STA	237 LUMBER STREET	SALISBURY	Evaluation Pending
Rowan	NONCD000 2424	ROWLAND WELL	1703 DANIEL STREET	KANNAPOLIS	Evaluation Pending
Rowan	NONCD000 1951	KERN POLYMERIC	465 AIRPORT ROAD	SALISBURY	Voluntary (AA)
ROWAN	NCD980503 080	PAUL LOVE'S PIT		SPENCER	NFA
ROWAN	NCD041414 780	FIELDCREST MILLS INC./NC FINISHING	US 29/70 N	SPENCER	SPL

ROWAN	NONCD000 2921	CHINA GROVE TOWN MAINTENANCE AREA	618 SALISBURY ST	CHINA GROVE	Evaluation Pending
Rowan	NONCD000 2754	WOODLEAF ROAD SOLVENT SITE	2021 WOODLEAF ROAD	SALISBURY	Evaluation Pending
ROWAN	NONCD000 2920	FCX CHEMICALS (FRMR)	KLUMAC RD	SALISBURY	Evaluation Pending
Rowan	NONCD000 1658	East Ridge Road	155 East Ridge Road	Salisbury	Evaluation Pending
Rowan	NONCD000 1367	CRESS PROPERTY/Bostian Heights Solvents	8207 Old Concord Road	Salisbury	Evaluation Pending
ROWAN	NCD079054 979	UNITED HOUSE OF PRAYER DRUM SITE	501 OLD CONCORD ROAD	SALISBURY	NFA
Rowan	NONCD000 1664	EBENEZER LUTHERAN CHURCH	JCT OF OLD BEATTY FORD RD AND	ROCKWELL	Evaluation Pending
ROWAN	NCD980557 755	OWENS ILL/SALISBURY BOX PLT	OLD US 29 NORTH	SPENCER	NFA
ROWAN	NCD986228 054	KANNAPOLIS PCE SPILL	ENOCHVILLE ROAD	KANNAPOLIS	SPL
Rowan	NONCD000 1872	Hot Spot Solvents	Midway Drive and South Main St	Salisbury	Evaluation Pending
ROWAN	NONCD000 3155	KESLER MILL	423 N. MARTIN LUTHER KING JR A	SALISBURY	Evaluation Pending
ROWAN	NONCD000 2868	STATESVILLE BLVD CONTAMINATION	2620 STATESVILLE BLVD	SALISBURY	Evaluation Pending
ROWAN	NONCD000 2616	PEACH ORCHARD LANE	PEACH ORCHARD LN & HARDER ST	SALISBURY	Evaluation Pending
ROWAN	NC5210022 047	USA RESERVE XVIII AIRBORNE CORPS	1825 WOODLEAF RD	SALISBURY	NFA
ROWAN	NCD982095 093	JAYS CLEANERS	1803 N MAIN ST	KANNAPOLIS	SPL
ROWAN	NCD000653 576	KERN RUBBER CO. URETHANE PLANT	1415 JAKE ALEXANDER RD S	SALISBURY	Voluntary (AA)
ROWAN	NCD066327 313	FINETEX, INC.	500 HINKLE LANE	SALISBURY	NFA
ROWAN	NCD986197 283	SALISBURY COAL GAS PLANT #1	324 EAST LIBERTY STREET	SALISBURY	Voluntary (AA)
ROWAN	NONCD000 0036	BALFOUR ROAD BATTERY	BALFOUR ROAD	GRANITE QUARRY	NFA
Rowan	NONCD000 2073	MILFORD HILLS PCE SITE	SPRING AND COLONIAL DRIVES	SALISBURY	Evaluation Pending
Rowan	NONCD000 2166	NCDOT ASPHALT SITE #35	500 INDUSTRIAL AVE	ROCKWELL	Evaluation Pending
Rowan	NONCD000 1936	JOHNSON WELL	135 DILLON STREET	CHINA GROVE	Evaluation Pending
ROWAN	NONCD000 1145	SALISBURY ASPHALT PLANT/SITE #45	JAKE ALEXANDER BLVD	SALISBURY	Evaluation Pending
Rowan	NONCD000 3192	CHINA GROVE INDUSTRIAL COMPLEX	308 E THOM ST	CHINA GROVE	Evaluation Pending
Rowan	NONCD000 1494	CHEVRON	1825 JAKE ALEXANDER BLVD WEST	SALISBURY	NFA
ROWAN	NONCD000 0058	ABEX CORP.	US 29 SOUTH	SALISBURY	NFA
ROWAN	NCD003218 492	CAROLINA RUBBER HOSE COMPANY	1801 SOUTH RAILROAD	SALISBURY	SPL
ROWAN	NCD981471 873	HWY 801 BARBER	SR 1958 (100 FT. S OF SR1	BARBER	NFA
Rowan	NONCD000 2562	SUNSHINE MFG - PCE	HIGHWAY 52 SOUTH	ROCKWELL	Evaluation Pending
Rowan	NONCD000 2095	MOORES RENTAL #2	625 NORTH MAIN STREET	SALISBURY	Evaluation Pending
Rowan	NONCD000 1588	DAUGHERTY ROAD	DAUGHERTY ROAD	LANDIS	Evaluation Pending
Rowan	NONCD000 2110	Myers Brothers Gin Solvents	3165 Woodleaf Road	Salisbury	Evaluation Pending
ROWAN	NCD980843 528	TOWN CREEK REGIONAL WWTP	HEILIGTOWN ROAD	SALISBURY	SPL
Rowan	NONCD000 2410	ROCKWELL WELL 003	HWY 52	ROCKWELL	Evaluation Pending
Rowan	NONCD000 1601	DERRICK TRUCK STOP #2	PEELER ROAD AND I-85	SALISBURY	Evaluation Pending
ROWAN	NONCD000 0048	WALKER DRUM DISPOSAL	WYATTS CHURCH GROVE ROAD	GOLD HILL	NFA
ROWAN	NCD108702 606	HARTSOE BATTERY	2513 LINA AVE	KANNAPOLIS	SPL
ROWAN	NCD980843 460	GRANT CREEK WWTP	CRUSE ROAD	SALISBURY	SPL
ROWAN	NCD021388 939	HARRIS BATTERY AND METAL CO.	300 W CEMETARY ST	SALISBURY	NFA

Rowan	NONCD000 1427	CANNON BLVD SOLVENT SITE	2800 BLOCK CANNON BLVD	KANNAPOLIS	Evaluation Pending
RUTHERFO RD	NONCD000 2597	BURLINGTON INDUSTRIES	1181 OLD CAROLEEN RD	FOREST CITY	Evaluation Pending
RUTHERFO RD	NONCD000 1107	CONE MILLS - FLORENCE PLANT	FLORENCE & DEPOT RDS	FOREST CITY	SPL
RUTHERFO RD	NCD986166 411	CAMPBELL PROPERTY DRUM	STATE ROAD 1181	RUTHERFORDTO N	NFA
Rutherford	NONCD000 2551	Stonecutter Mills Corporation	300 Dallas Street	Spindale	Evaluation Pending
RUTHERFO RD	NCD066307 851	POLYSAR INC RESINS DIV	688 VANCE ST	FOREST CITY	NFA
RUTHERFO RD	NONCD000 2954	WATTS INDUSTRIES	100 WATTS RD	SPINDALE	Evaluation Pending
Rutherford	NONCD000 2237	OMC FACILITY (FORMER)	160 Executive Drive	RUTHERFORDTO N	Evaluation Pending
Rutherford	NONCD000 1562	CRELLIN CORP.	PINE ST.	ALEXANDER MILLS	Evaluation Pending
RUTHERFO RD	NCD981003 957	HENSON LANDFILL	US HIGHWAY 221 SOUTH	FOREST CITY	NFA w/ Restrictions
RUTHERFO RD	NCD981473 150	CHERRY MT STREET DRUM	602 CHERRY MOUNTAIN	FOREST CITY	SPL
RUTHERFO RD	NCD003162 971	ELMORE, CORP THE	204 OAK STREET	SPINDALE	NFA
Rutherford	NONCD000 2603	Timken US Corp.	1510 Highway 221 South	Rutherfordton	Evaluation Pending
RUTHERFO RD	NCD083673 616	REEVES BROTHERS	RAILROAD AVE	RUTHERFORDTO N	SPL
RUTHERFO RD	NONCD000 0060	WATTS REGULATOR-GENERAL AIDES SITE	WITHROW ROAD	FOREST CITY	SPL
SAMPSON	NONCD000 1171	RENTAL UNIFORM SERVICES	117 W ELIZABETH STREET	CLINTON	Voluntary (AA)
SAMPSON	NCD000613 364	WEST POINT PEPPERELL CLINTON	HWY 421	CLINTON	NFA
SAMPSON	NCD981929 797	SAMPSON COUNTY TRASH DUMPSTER	NEAR SPIVEY'S CORNER	DUNN	NFA
Sampson	NONCD000 2504	Southern States Coop Spill	SR 1130 Lundy Rd	Clinton	Non-Haz NFA
Sampson	NONCD000 1908	INTERPANE GLASS COMPANY	520 EAST RAILROAD STREET	CLINTON	Evaluation Pending
SAMPSON	NONCD000 1668	CORNER COTTON GIN	151 MINGO CHURCH RD	MINGO	SPL
SAMPSON	NONCD000 1851	ALCATEL	510 COMMERCE ST	CLINTON	Evaluation Pending
Sampson	NONCD000 1815	Hamilton Beach-Proctor Silex	100-A Fontana Street	Clinton	Evaluation Pending
Sampson	NONCD000 2668	VANN CROSSROADS	ROANOKE AND CHURCH ROADS	CLINTON	Evaluation Pending
Scotland	NONCD000 2050	MAXTON OIL & FERT. CO. - SHAW FARM	SR 1424	WAGRAM	Evaluation Pending
SCOTLAND	NONCD000 2748	RAIL ROAD FRICTION PRODUCTS	13601 AIRPORT RD	MAXTON	Evaluation Pending
SCOTLAND	NCD982119 620	GIBSON MIDNIGHT DUMPING SITE	OFF HIGHWAY 391	GIBSON	NFA
SCOTLAND	NONCD000 2949	SCOTLAND COUNTY PRISON (FRMR)	22600 WAGRAM RD	WAGRAM	Evaluation Pending
Scotland	NONCD000 1661	EATON CORPORATION	HWY 401 BYPASS NORTH	LAURINBURG	Voluntary (AA)
Scotland	NONCD000 1574	CSX-GIBSON TRAIN DERAILMENT	HIGHWAY 79	GIBSON	NFA
Scotland	NONCD000 2711	WESTPOINT STEVENS	AIRPORT ROAD	WAGRAM	SPL
SCOTLAND	NONCD000 0056	JAMES LANDFILL	HWY 74 & SR 1369	LAURINBURG	NFA w/ Restrictions
Scotland	NONCD000 2308	PILKINGTON-LIBBY OWEN FORD	US HIGHWAY 74 EAST	LAURINBURG	Evaluation Pending
SCOTLAND	NCD982080 152	PEE DEE TIMBER CO	230 W BIZZELL ST	LAURINBURG	SPL
SCOTLAND	NONCD000 1153	UNITED AGRI PRODUCTS DISTRIBUTION	17021 Old Maxton Road	LAURINBURG	SPL
Scotland	NONCD000 2418	ROGOSIN CONVERTERS (KORDSA USA)	17780 ARMSTRONG RD	LAUREL HILL	Evaluation Pending
SCOTLAND	NONCD000 0040	ABBOTT LABORATORIES	HWYS 401 AND 15-501	LAURINBURG	Voluntary (AA)
SCOTLAND	NCD986172 500	MCLEAN BROTHERS FARM	SR 1415	WAGRAM	SPL
SCOTLAND	NCD082358 854	ARMSTRONG RUBBER COMPANY	STATE ROAD 1304	LAUREL HILL	NFA

SCOTLAND	NCD082363 102	HELENA CHEMICAL COMPANY	17321 HARRY MALLOY RD	LAURINBURG	SPL
Scotland	NONCD000 2685	WAGRAM INTENTIONAL DUMP	OFF 401	WAGRAM	Evaluation Pending
SCOTLAND	NONCD000 2995	JOHNS MANVILLE LDFL	SKYWAY CHURCH RD	MAXTON	SPL
SCOTLAND	NCD037160 439	TOASTMASTER, INCORPORATED	17160 PLANT RD	LAURINBURG	SPL
SCOTLAND	NCD000605 022	PLANT MANAGERS PROPERTY	SR 1614	LAURINBURG	NFA
SCOTLAND	NONCD000 2833	UMICORE CSM NA	17180 AIRPORT RD	MAXTON	Voluntary (AA)
STANLY	NONCD000 2223	STANLY STATION SHOPPING CENTER	636 NC HWY 27 E	ALBERMARLE	Evaluation Pending
Stanly	NONCD000 1319	Barefoot-Carolina Oil	850 South Second Street	Albemarle	Evaluation Pending
STANLY	NONCD000 2242	FLAME REFRACTORIES, INC	152 AMERICAN DR	OAKBORO	Evaluation Pending
Stanly	NONCD000 1287	AREY/TAYLOR WELLS	24459 HIGHWAY 52	ALBEMARLE	Evaluation Pending
STANLY	NONCD000 1120	EATON AEROQUIP, INC (FORMER)	680 LANIER RD	NORWOOD	Evaluation Pending
Stanly	NONCD000 1388	BROOKWOOD INDUSTRIAL	127 CHARTER ST	ALBERMARLE	Evaluation Pending
Stanly	NONCD000 2018	LOVE LUMBER COMPANY #3	301 WEST STANLY STREET	STANFIELD	Evaluation Pending
Stanly	NONCD000 1888	HYDROLABS, INC. (ALLIED COLLOIDS)	2028 KINGSLEY DRIVE	ALBEMARLE	Voluntary (AA)
Stanly	NONCD000 1536	CONCORD TELEPHONE	250 N 1ST ST	ALBEMARLE	NFA
STANLY	NCD000773 655	OLDOVER CORP/CAROLINA SOLITE	RT 2 - SR 2001	NORWOOD	NFA
STANLY	NONCD000 1137	FABCO FASTENING SYSTEMS/DIXIE YARNS	614 NC HWY 200 S	STANFIELD	Voluntary (AA)
Stanly	NONCD000 2026	MAIN STREET SOLVENT SITE	WEST MAIN STREET	LOCUST	Evaluation Pending
Stanly	NONCD000 2358	OLD SALISBURY ROAD WELLS	OLD SALISBURY RD	ALBEMARLE	Evaluation Pending
STANLY	NC6210022 046	USA RESERVE XVIII AIRBORNE CORPS	1816 E MAIN ST	ALBEMARLE	NFA
STANLY	NONCD000 1177	ALCOA-PINE RD RAVINE DISPOSAL	PINE RD		SPL
Stanly	NONCD000 3204	KINGSLEY DR METALS	2035 KINGSLEY DR	ALBEMARLE	Evaluation Pending
Stanly	NONCD000 1955	KIKER HOSIERY	BROWNS HILL RD	LOCUST	Evaluation Pending
Stanly	NONCD000 2384	Reeves Brothers, Inc.	1135 Montgomery Ave	Albemarle	Evaluation Pending
Stanly	NONCD000 2100	MORTON RESIDENCE	HWY 200, S OF STANFIELD	STANFIELD	Evaluation Pending
STANLY	NONCD000 0053	CAROLINA MARBLE CO.	INDIAN MOUND ROAD	ALBEMARLE	SPL
STANLY	NONCD000 0001	STANLY NEWS & PRESS	237 W NORTH STREET	ALBEMARLE	SPL
Stanly	NONCD000 2098	MORGAN MILLS (DAWSON PLANT #6)	200 HWY 24/27	ALBEMARLE	Evaluation Pending
STANLY	NONCD000 2936	CONCRETE SUPPLY COMPANY	115 AQUADALE DR	ALBERMARLE	Evaluation Pending
Stanly	NONCD000 2749	WISCASSETT MILLS	233 MONTGOMERY AVENUE	ALBEMARLE	Evaluation Pending
Stanly	NONCD000 2651	UNITED SCREEN PRINTERS, INC.	BROWNS HILL ROAD	LOCUST	Evaluation Pending
STANLY	NONCD000 1063	ARROWOOD, INC	13183 INDIAN MOUND ROAD	NORWOOD	NFA
STANLY	NONCD000 2812	RANDALLS FERRY RD SUPPLY WELLS	17586 RANDALLS FERRY RD	NORWOOD	Evaluation Pending
STANLY	NONCD000 1094	ALLISON MANUFACTURING CO	930 OLD CHARLOTTE ROAD	ALBEMARLE	SPL
Stanly	NONCD000 2770	YADKIN BRICK COMPANY	44266 MOSS LANE	NEW LONDON	Evaluation Pending
Stokes	NONCD000 2692	WALNUT COVE, TOWN OF/PUBLIC SUPPLY WELL	MAIN STREET	WALNUT COVE	Evaluation Pending
STOKES	NONCD000 1789	OAKLEY'S GROCERY	6148 NC 66 SOUTH	KING	NFA
STOKES	NONCD000 2872	WALNUT COVE TIRE CENTER, INC	1293 US HWY 311	WALNUT COVE	Evaluation Pending
Stokes	NONCD000 2330	PRIDDY PROPERTY, WINIFRED	4707 HIGHWAY 8 N.	LAWSONVILLE	Evaluation Pending

STOKES	NONCD000 0091	DUKE POWER/WALNUT COVE	POWER HOUSE ROAD	WALNUT COVE	SPL
STOKES	NONCD000 1786	WATT STEVENS	4461 NC HWY 8 N	DANBURY	Evaluation Pending
STOKES	NCD980250 450	REYNOLDS, RJ TOBACCO CO/BROOK COVE	BROOKE COVE STREET SR1941	GERMANTOWN	NFA
STOKES	NONCD000 1654	DEAN'S 76	3390 US HWY 311 N	PINE HALL	Evaluation Pending
SURRY	NONCD000 2632	WHITE SWANS RENTALS	204 E MARKET ST	ELKIN	Evaluation Pending
SURRY	NCD003229 358	SCM PROCTOR-SILEX/WEAREVER	HAY ST	MOUNT AIRY	SPL
Surry	NONCD000 1226	ADAMS-MILLIS PLANT 2/33 - NONUST	838 S. MAIN ST.	MOUNT AIRY	Voluntary (AA)
SURRY	NCD003233 673	HOOVER REPAIR SHOP	461 N SOUTH STREET SR1669	MT AIRY	SPL
SURRY	NCD003464 765	VAUGHAN-BASSETT FURNITURE CO.	ROUTE 268 EAST	ELKIN	SPL
Surry	NONCD000 2652	UNITED TECHNOLOGIES AUTOMOTIVE	511 HAY ST.	MOUNT AIRY	Evaluation Pending
SURRY	NONCD000 1446	INTERSTATE SIGN CO	1990 ROCKFORD ST	MOUNT AIRY	Evaluation Pending
SURRY	NONCD000 2987	CMI DRUM CLEANING AREA	200 BLANKET LANE	ELKIN	NFA w/ Restrictions
SURRY	NONCD000 0065	CMI INDUSTRIES	304 EAST MAIN STREET	ELKIN	SPL
Surry	NONCD000 2536	STATE ROAD GROCERY	1930 US 21	STATE ROAD	Evaluation Pending
SURRY	NONCD000 0016	CMC LANDFILL	EAST MAIN STREET	ELKIN	SPL
Surry	NONCD000 1821	Hanna Shoemaker Residence	194 Ararat Longhill Road	Pilot Mountain	Evaluation Pending
SURRY	NONCD000 2044	KAPP ST FERTILIZER SPILL	515 W KAPP ST	DOBSON	Evaluation Pending
Surry	NONCD000 2125	NC FOAM INDUSTRIES - NONUST	511 CARTER ST.	MOUNT AIRY	Evaluation Pending
SURRY	NCD986166 379	PILOT MOUNTAIN TIRE FIRE	DAVENPORT ROAD	PILOT MOUNTAIN	SPL
SURRY	NONCD000 1092	CMI WWTP (PARCEL1)	HWY 268	ELKIN	SPL
SURRY	NCD986171 254	SURRY COUNTY TIRE FIRE	HWY 268	DOBSON	NFA
Surry	NONCD000 2151	NCDOT - SURRY COUNTY	HWY 601 NORTH	DOBSON	Evaluation Pending
Surry	NONCD000 2772	Yoco Rental property	110 Quaker Road	Mt. Airy	Evaluation Pending
Surry	NONCD000 3188	RENFRO CORPORATION	611 LINVILLE ROAD	MOUNT AIRY	Evaluation Pending
Surry	NONCD000 2311	PINE STATE KNITWEAR - C	630 INDEPENDENCE BL	MOUNT AIRY	Evaluation Pending
Surry	NONCD000 1748	GANT STATION, FORMER	102 WEST LEBANON STREET	MOUNT AIRY	Evaluation Pending
SURRY	NONCD000 2791	THE TRIBUNE	214 E MAIN ST	ELKIN	Evaluation Pending
Surry	NONCD000 1719	Flavor-o-rich	1607 West Pine Street	Mt. Airy	Evaluation Pending
Surry	NONCD000 2588	The Store - Siloam	3069 Siloam Road	Siloam	Evaluation Pending
SURRY	NONCD000 1082	CMI FLYASH DISPOSAL (PARCEL 2)	HWY 268	ELKIN	NFA w/ Restrictions
Surry	NONCD000 2306	Pike Electric, Inc.	418 Smith Street	Mt. Airy	Evaluation Pending
SWAIN	NONCD000 2190	NCDOT SITE #49	HEWITTS RD	NANTAHALA	NFA
SWAIN	NCD098765 506	SINGER CO/FURNITURE DIV BRYSON	BRYSON WALK	BRYSON CITY	SPL
TRANSYLV ANIA	NC7210022 045	USA RESERVE XVIII AIRBORNE CORPS	E FRENCH BROAD ST	BREVARD	NFA
TRANSYLV ANIA	NCN000410 007	TRANSYLVANIA TANNING CO	SILVERSTEEN AVENUE	BREVARD	Evaluation Pending
TRANSYLV ANIA	NONCD000 2985	TOTAL AUTO REPAIR & SERVICE	325 ROSMAN HWY	BREVARD	SPL
TRANSYLV ANIA	NCD980729 677	KNOB CREEK FLYASH DISPOSAL	SR 1540	BREVARD	Voluntary (AA)
Transylvania	NONCD000 2182	NCDOT ROSMAN-SALT STORAGE	SR 1388	ROSMAN	Non-Haz Site
Transylvania	NONCD000 1523	COATS AMERICAN-SYLVAN PLANT	OLD US 64	ROSMAN	Evaluation Pending

TRANSYLVANIA	NCD980502827	BROWN #1	SR 1504 VANDERBILT RD	PISGAH FOREST	NFA w/ Restrictions
TRANSYLVANIA	NCD980729537	CAMP STRAUSS	BOLVESTON HIGHWAY SR 276	BREVARD	NFA
TRANSYLVANIA	NCD980728745	OSHIELDS FLY ASH	SR 1510	BREVARD	SPL
TRANSYLVANIA	NCD980503072	OWENS LANDFILL/OLIN	OSBORNE ROAD	BREVARD	NFA
Transylvania	NCD055167324	MITCHELL-BISSELL PLANT	HWY US 64	ROSMAN	Evaluation Pending
TRANSYLVANIA	NONCD0001083	TOXAWAY TANNING CO	MAIN ST	ROSMAN	Evaluation Pending
Transylvania	NONCD0002621	TRANSAMERICA MEDICAL BUILDING	158 MCCLEAN ROAD	BREVARD	Evaluation Pending
Tyrrell	NONCD0002677	VOLIVA OIL COMPANY SITE	201 WATER STREET	COLUMBIA	Evaluation Pending
Tyrrell	NONCD0001505	CITY MOTOR PARTS	HWY 64	COLUMBIA	Evaluation Pending
TYRRELL	NONCD0001638	SOUTHERN STATES COOP	US 64 & TRAVIS RD	COLUMBIA	Evaluation Pending
UNION	NCD986176030	RHODERIA DRIVE WELLS	LAKEWOOD & RHODERA DRIVE	STALLINGS	SPL
UNION	NCD986191484	STOUT INTERNATIONAL OF NC, INC	HIGHWAY 74 EAST	MONROE	Evaluation Pending
Union	NONCD0002157	NCDOT ASPHALT SITE NO 12 BOGGS	2318 CONCORD HWY	MONROE	Evaluation Pending
UNION	NCD000616516	SCOVILL INC/SECURITY PRODUCTS	HWY 74 E	MONROE	SPL
UNION	NCD003155587	SCOTT AVIATION OF MONROE/TOOL SERV	309 W. CROWELL ST	MONROE	SPL
UNION	NONCD0002923	COOPER TOOLS, LLC	3012 MASON ST	MONROE	Evaluation Pending
UNION	NCD981863228	SCHERER, R.P.	2021 E. ROOSEVELT BLVD.	MONROE	SPL
UNION	NONCD0003020	OLD CHARLOTTE HWY PCE 3600 BLOCK	3600 BLOCK OLD CHARLOTTE HWY	MONROE	Evaluation Pending
Union	NONCD0001355	BLOOMSBURG MILLS PLANT - SOLVENT	3000 STITT ST	MONROE	Evaluation Pending
UNION	NCD981030836	WAXHAW STORAGE TANKS	NW CORNER S PROVIDENCE ST	WAXHAW	NFA
UNION	NONCD0001945	COMAR INDUSTRIES/MELVILLE KNITWARE	915 CURTIS ST	MONROE	Evaluation Pending
UNION	NCSFN0406894	STALLINGS SALVAGE	SECREST AVE	MONROE	SPL
UNION	NCD070619911	TELEDYNE ALLVAC MONROE PLANT	2020 ASHCRAFT AVE	MONROE	SPL
UNION	NONCD0002919	ROCKY RIVER RD PCE	3501 N ROCKY RIVER RD	MONROE	Evaluation Pending
UNION	NONCD0002380	SUTTON PARK GROCERY	2701 WALKUP AVE	MONROE	Evaluation Pending
UNION	NONCD0002395	CONCRETE SERVICE CO/CEMEX/READY MIX	4206 W UNIONVILLE INDIAN TRAIL	INDIAN TRAIL	NFA
UNION	NCD986232213	SUMMIT RESOURCE MANAGEMENT	3501 Gribble Road	STALLINGS	SPL
UNION	NCD086872082	GENCORP PRINTWORLD INC	2011 ROCKY RIVER ROAD	MONROE	NFA
UNION	NONCD0002928	SKYWAY DR PCE	1012 SKYWAY DR	MONROE	Evaluation Pending
Union	NONCD0003178	LUDWIG MUSSER FACILITY	2804 & 2806 MASON ST	Monroe	Evaluation Pending
Union	NONCD0001516	CLONTZ RESIDENCE	5304 LANDSFORD RD	MARSHVILLE	Evaluation Pending
UNION	NCD095458709	SCHRADER AUTOMOTIVE PRODUCTS DIV.	1609 AIRPORT ROAD	MONROE	Evaluation Pending
Union	NONCD0002329	PRICES PHILLIPS 66	1601 ROOSEVELT AVE	MONROE	Evaluation Pending
Union	NCD982145690	MCGEE BROS.-CARRIKER RD - SOLVENT	4608 CARRIKER RD	MONROE	NFA
Union	NONCD0002093	MONROE MUNICIPAL SERVICE	2401 WALKUP AVE	MONROE	Evaluation Pending
Union	NONCD0002092	MONROE ICE AND FUEL (SOLVENTS)	601 NORTH CHARLOTTE AVE	MONROE	Evaluation Pending
Union	NONCD0002527	SQUARE D - CATCH BASIN	1809 AIRPORT RD	MONROE	Evaluation Pending
Union	NONCD0001717	FIRST CITIZENS BANK	2743 W. Roosevelt Blvd	Monroe	Evaluation Pending
UNION	NONCD0002122	MORGAN MILL RD CONTAMINATION	5613 MORGAN MILL RD	MONROE	Evaluation Pending

Union	NONCD000 1225	ADA MCGEE	5212 LEE MASSEY RD	WAXHAW	NFA
UNION	NCD981930 217	UNION COUNTY DRUM	SOUTHERLIN AVENUE	MONROE	NFA
Union	NONCD000 2039	MASON RESIDENCE	409 BIVENS RD	MONROE	Evaluation Pending
UNION	NCN000410 585	UNIONVILLE-INDIAN TRAIL DRUM	RIDGE RD & UNIONVILLE- INDIAN	MONROE	Evaluation Pending
VANCE	NONCD000 1062	SWAIM'S TRUCK PARTS & SERVICE	WELCOME AVENUE	HENDERSON	NFA
VANCE	NCD981863 277	PERRY BUILDERS - RALEIGH RD	2846 RALEIGH RD	HENDERSON	SPL
Vance	NONCD000 1371	BOWMAN BODY SHOP(FREDS)	ST. ANDREWS CHURCH RD	HENDERSON	Evaluation Pending
VANCE	NCD082362 989	TUNGSTEN QUEEN MINE/ATLAS MINE	SR 1348	TOWNSVILLE	Voluntary (AA)
VANCE	NONCD000 1084	HENDERSON COAL GAS PLANT	Yadkin Street	HENDERSON	Voluntary (AA)
Vance	NONCD000 3201	HENDERSON LAUNDRY	341 N Chestnut St	HENDERSON	Evaluation Pending
VANCE	NONCD000 0054	MOORES COMPANY	US 1 BUSINESS & SR 1001	HENDERSON	SPL
VANCE	NC0001122 142	VANCE COUNTY DRUM FIRE	HWY 39 N	HENDERSON	NFA
VANCE	NCD053528 170	LAURENS GLASS/BALL-INCON GLASS PACK	US 1 SOUTH	HENDERSON	NFA
VANCE	NONCD000 2973	TONYS AUTOMOTIVE	2396 N GARNETT ST	HENDERSON	SPL
VANCE	NCD986215 697	KRAJACK TRUCK SPILL	PARHAM ROAD	HENDERSON	NFA
Vance	NONCD000 1397	BURKART CAROLINA	DABNEY DRIVE	HENDERSON	SPL
Vance	NONCD000 1527	COFFEY, SARA PROPERTY	339 WEST YOUNG AVENUE	HENDERSON	Evaluation Pending
VANCE	NCD982115 040	PERRY BUILDERS - MOBILE TRACT	NICHOLAS ST & SKENES AVE	HENDERSON	SPL
WAKE	NCD991278 284	CAROLINA P&L CO. HARRIS NUCLEAR PL	SR 1134	NEW HILL	NFA
WAKE	NONCD000 3147	EAST MARTIN ST SOLVENT CONTAMINATION	215 SOUTH PERSON ST	RALEIGH	Evaluation Pending
Wake	NONCD000 3171	SANITARY LAUNDRY	417 S MCDOWELL ST	RALEIGH	Evaluation Pending
WAKE	NONCD000 1127	RALEIGH TTA-DILLON PARCEL C	510 & 602 W MARTIN ST	RALEIGH	SPL
WAKE	NONCD000 1061	CP&L NORTHERN DIVISION COMPLEX	902 WITHERS RD; SR 1466	GARNER	Voluntary (AA)
WAKE	NCN000407 686	CARALEIGH PHOSPHATE AND FERTILIZER	1601 LAKE WHEELER ROAD	RALEIGH	SPL
WAKE	NONCD000 2289	DUNN, R.F. PROPERTY	6425 GLENWOOD AVE	RALEIGH	Evaluation Pending
WAKE	NCD003195 161	CORNING GLASS WORKS	3900 ELECTRONICS DRIVE	RALEIGH	Voluntary (AA)
WAKE	NCD003195 963	WESTINGHOUSE ELEC METER & LIGHT	US 1 N	RALEIGH	SPL
WAKE	NONCD000 1126	RALEIGH TTA-DILLON PARCEL B	S WEST ST	RALEIGH	SPL
WAKE	NCD991277 856	NCDA PESTICIDE LAB STORAGE	BLUE RIDGE ROAD	RALEIGH	NFA
Wake	NONCD000 3168	FORMER UNION 76 STATION	6101 Glenwood Avenue	RALEIGH	Evaluation Pending
Wake	NONCD000 2360	C-MINI MART	8035 CHAPEL HILL ROAD	CARY	NFA
Wake	NONCD000 2773	ZEMA CORP.	6514 CHAPEL HILL RD.	RALEIGH	Evaluation Pending
WAKE	NONCD000 2943	POOLE ROAD PCE	POOLE RD	RALEIGH	Evaluation Pending
WAKE	NONCD000 1064	GUILFORD MILLS PLANT	200 DICKENS ROAD	FUQUAY-VARINA	Voluntary (AA)
Wake	NONCD000 1709	FAST FARE 581	2721 MCNEIL STREET	RALEIGH	Evaluation Pending
Wake	NONCD000 3166	ROBB PROPERTIES	1300-1318 Capital Boulevard	RALEIGH	Evaluation Pending
WAKE	NCD991278 920	RALEIGH NEUSE RIVER WWTP	BATTLE-BRIDGE RD SR 2552	RALEIGH	Evaluation Pending
WAKE	NCD065302 267	WASTE INDUSTRIES	4900 CRAFTSMAN DRIVE	RALEIGH	NFA
WAKE	NONCD000 2947	SURTRONICS ELECTROPLATING	4001 BERYL RD	RALEIGH	Evaluation Pending

WAKE	NONCD000 1744	HODGE RD & SATTERWHITE DR WELLS	HODGE RD & SATTERWHITE DR	KNIGHTDALE	NFA
WAKE	NONCD000 2290	HILLIARD FOREST	7503 GREEN HOPE SCHOOL RD	CARY	Evaluation Pending
WAKE	NCN000404 408	WOODLIEF ROAD TCE	9008 WOODLIEF RD	WAKE FOREST	Evaluation Pending
Wake	NONCD000 1780	GLENWOOD AVENUE	413 SOUTH GLENWOOD AVENUE	RALEIGH	Evaluation Pending
WAKE	NCD003186 004	INTERNATIONAL PAPER/RICHMOND GRAVURE	2215 S. WILMINGTON STREET	RALEIGH	SPL
WAKE	NONCD000 2946	APEX VILLAGE	500-610 WILLIAMS ST	APEX	Evaluation Pending
WAKE	NCN000402 583	STACKPOLE COMPOENTS/ARK-LES LABS	3400 YONKERS ROAD	RALEIGH	Evaluation Pending
Wake	NONCD000 3226	SAWYER ROAD STOCKPILES - B	1421 SAWYER RD	RALEIGH	Evaluation Pending
Wake	NONCD000 2201	NEWS & OBSERVER MECH BLV-SPILL	1400 MECHANICAL BLVD.	GARNER	SPL
Wake	NONCD000 3212	CIRCLE K 2723303 - SOLVENTS	2506 S Saunders St	RALEIGH	Evaluation Pending
WAKE	NONCD000 2875	CONTEMPORARY ART MUSEUM	409 W MARTIN ST	RALEIGH	Evaluation Pending
WAKE	NCD981929 243	GILLCREST ROAD DRUM MIDNIGHT	GILLCREST ROAD	WAKE FOREST	NFA
WAKE	NC9210020 732	USA RESERVE XVIII AIRBORNE CORPS	3115 WESTERN BLVD	RALEIGH	NFA
WAKE	NCD986166 171	PIERCE (LYNN) PROPERTY	ROUTE 5	APEX	NFA
WAKE	NCD981929 615	AUBURN CHURCH ROAD DRUM	AUBURN CHURCH ROAD	RALEIGH	NFA
Wake	NONCD000 3219	Sawyer Road Stockpiles - A	1451 Sawyer Rd	Raleigh	Evaluation Pending
WAKE	NCD986166 155	BAKER (MAGGIE) PROPERTY	1209 TRINITY ROAD	RALEIGH	NFA
Wake	NONCD000 1980	LAN-O-SHEEN, INC.	201 DICKENS RD	FUQUAY-VARINA	Evaluation Pending
WAKE	NC4210022 907	USA RESERVE XVIII AIRBORNE CORPS	2017 W GARNER ST	GARNER	NFA
WAKE	NCD000616 276	ITT CORPORATION	1208 FRONT ST BLDG K	RALEIGH	NFA
Wake	NONCD000 2116	NAPA/LOCKAMY'S BODY SHOP (FORMER)	1305 US 70 HWY WEST	GARNER	Evaluation Pending
Wake	NONCD000 3230	BROOKS STREET 610 PROPERTY	610 Brooks St	WAKE FOREST	Evaluation Pending
WAKE	NCD982098 774	CAL-TONE PAINTS	5115 NEW BERN AVE	RALEIGH	SPL
Wake	NONCD000 2069	MICROWAVE LABORATORIES, INC.	8917 GLENWOOD AVE.	RALEIGH	NFA
Wake	NCD982101 669	CARY VILLAGE 66	1101 WALNUT ST.	CARY	Evaluation Pending
WAKE	NCD982153 280	PRECISION ALLOYS	1040 CORPORATION PKWY	RALEIGH	NFA
Wake	NONCD000 2082	MITCHELL PROPERTY (FORMER)	3601 DOYLE ROAD	ZEBULON	NFA
Wake	NONCD000 3236	SPEEDWAY 6986	3912 Western Blvd	RALEIGH	Evaluation Pending
WAKE	NCD982116 477	CONAGRA FOODS, INC	4851 JONES SAUSAGE RD	GARNER	Voluntary (AA)
WAKE	NONCD000 2882	NEEDMORE GENERAL STORE	1921 BASS LAKE RD	FUQUAY-VARINA	Evaluation Pending
WAKE	NONCD000 3038	AVERETTE ROAD SOLVENTS	900 AVERETTE ROAD	WAKE FOREST	Evaluation Pending
Wake	NONCD000 3191	BAILEY PROPERTY	9101 FALLS OF NEUSE RD	RALEIGH	NFA
WAKE	NCD000831 065	PHOTO CHEMICAL SYSTEMS, INC	105 FOREST DRIVE	KNIGHTDALE	NFA
WAKE	NCD986232 379	GRESHAMS LAKE INDUSTRIAL PARK	3220 NORTHSIDE DRIVE	RALEIGH	SPL
WAKE	NONCD000 1125	RALEIGH TTA-DILLON PARCEL A	102 S WEST ST	RALEIGH	SPL
Wake	NONCD000 1865	HOMESTEAD VILLAGE MOBILE HM PK	7434 CAPITAL BLVD.	RALEIGH	NFA
WAKE	NONCD000 1124	RALEIGH TTA-WILSON PARCEL	200 S WEST ST	RALEIGH	SPL
WAKE	NCD986229 359	PHOTO CHEMICAL SYSTEMS, INC.	11 N. PINE STREET	WENDELL	NFA
WAKE	NONCD000 3049	NCDOT-1301 BLUE RIDGE RD	1301 BLUE RIDGE RD	RALEIGH	Evaluation Pending

Wake	NONCD000 3186	W SOUTH ST TCE	601 W SOUTH ST	Raleigh	Evaluation Pending
Wake	NONCD000 3153	FORMER CONOCO PHILLIPS 66	6000 Glenwood Avenue	raleigh	Evaluation Pending
WAKE	NONCD000 1989	PEDEN FAMILY, LLC	1859 CAPITAL BLVD	RALEIGH	Evaluation Pending
Wake	NONCD000 2191	NCDOT SITE-C.C. MANGUM US 64E	5201 OLD US 64 EAST	RALEIGH	Evaluation Pending
WAKE	NCD991277 807	WOOLFOLK CHEMICAL WORKS	WILSON ROAD	WENDELL	NFA
WAKE	NCD980843 106	WEATHERSFIELD PLACE CONDOMINIUM	774 WEATHERGREE DRIVE	RALEIGH	NFA
WAKE	NONCD000 2821	COMPLETE AUTO CENTER	909 CAPITAL BLVD	RALEIGH	SPL
WAKE	NONCD000 2822	GRAY & CREECH (FRMR)	8024 GLENWOOD AVE	RALEIGH	NFA w/ Restrictions
Wake	NONCD000 3198	W MARTIN STREET TCE	313 W MARTIN ST	RALEIGH	Evaluation Pending
WAKE	NONCD000 2831	TWIN LAKES SUBDIVISION	223 ROPE WALK COURT	MORRISVILLE	NFA
WAKE	NCD986188 902	RALEIGH COAL GAS PLANT NO. 2	600 West Cabarrus Street	RALEIGH	Voluntary (AA)
Wake	NONCD000 3200	Industrial Drive TCE	430 Industrial Dr	WENDELL	Evaluation Pending
WAKE	NCD986188 894	RALEIGH COAL GAS PLANT NO. 1	S MCDOWELL & W CABARRUS STS	RALEIGH	Voluntary (AA)
WAKE	NCD981028 236	TAYLOR'S POND TOWNHOUSES	115 BRIGHTLEAF COURT	CARY	NFA
WAKE	NCD000616 284	ITT CORPORATION	3004 INDUSTRIAL DR BDG D	RALEIGH	NFA
WAKE	NONCD000 1123	RALEIGH TTA-SE PARCEL	S WEST ST & MORGAN ST	RALEIGH	SPL
WAKE	NONCD000 2558	319 S WEST ST DEVELOPMENT	319 WEST ST	RALEIGH	SPL
WAKE	NONCD000 3018	SOUTH BLOUNT STREET SOLVENTS	S BLOUNT & S PERSON STS	RALEIGH	Evaluation Pending
WAKE	NCD080894 645	CHLORIDE AUTOMOTIVE BATTERIES	2525 AND 2539 NOBLIN RD	RALEIGH	Evaluation Pending
WAKE	NONCD000 0077	OLD STATE LAB	950 E. CHATHAM STREET	CARY	NFA
Wake	NONCD000 2448	SBI FACILITY	121 EAST TRYON RD	RALEIGH	Evaluation Pending
WAKE	NONCD000 0037	DURANT PARK	DURANT ROAD	RALEIGH	NFA
WAKE	NONCD000 3014	CITY OF RALEIGH VEHICLE MAINT.	901 CAPITAL BLVD	RALEIGH	Evaluation Pending
WAKE	NONCD000 2969	CAPITAL INN	1625 CAPITAL BLVD	RALEIGH	SPL
WAKE	NONCD000 2981	TRI POINT-CAROLINA FREIGHTLINER	3500 YONKERS RD	RALEIGH	SPL
Wake	NONCD000 2707	WESTGATE PROPERTY	8720 FLEET SERVICE DRIVE	RALEIGH	NFA
Wake	NONCD000 1468	CC MANGUM-HIGHWAY 54	6105 CHAPEL HILL ROAD	Raleigh	Evaluation Pending
WAKE	NONCD000 2992	MCCULLERS WALK PROPERTY	SR 1010 & OLD MCCULLERS RD	RALEIGH	Voluntary (AA)
Wake	NONCD000 1399	BURKE'S HARDWARE	5227 HILLSBOROUGH STREET	RALEIGH	Evaluation Pending
WAKE	NONCD000 0019	SIR WALTER GUN CLUB	US 64	KNIGHTDALE	SPL
Wake	NONCD000 2377	RC MOTOR COMPANY	6921 CAPITAL BLVD	RALEIGH	Evaluation Pending
Wake	NONCD000 2683	W.E. GARRISON COMPANY	5820 FAYETTEVILLE ROAD	RALEIGH	Evaluation Pending
Wake	NONCD000 2475	SIRCHIE FINGERPRINT LAB	5831 TRIANGLE DR	RALEIGH	Evaluation Pending
WAKE	NONCD000 3001	SMOKEY HOLLOW	WEST AND PEACE STREETS	RALEIGH	Evaluation Pending
Wake	NONCD000 2701	WEAVEXX CORPORATION	11120 CAPITOL BOULEVARD	WAKE FOREST	NFA
WAKE	NONCD000 3099	BASF	7308 ROUSE RD	HOLLY SPRINGS	Voluntary (AA)
Wake	NONCD000 2689	WAKE COUNTY SCHOOLS-NOBLE ROAD FORMER MA	503 NOBLE ROAD	RALEIGH	Evaluation Pending
WAKE	NONCD000 1403	WAKEFIELD CITGO	23 SUNNYBROOK RD	RALEIGH	Evaluation Pending
WAKE	NONCD000 1418	CROSLAND PROPERTY	HIGH HOUSE RD & DAVIS DR	CARY	NFA

WAKE	NONCD000 1033	AMERICAN CONTRACT COATINGS	HWY 55	APEX	SPL
WAKE	NONCD000 3063	MCNEILS GROCERY	2237 OLD US HWY 1	APEX	Evaluation Pending
Wake	NONCD000 2546	STOCK BUILDING SUPPLY	1701 NORTH SALEM STREET	APEX	Evaluation Pending
WAKE	NONCD000 1430	DELL MOORE PROPERTY	5815 HILLSBOROUGH ST	RALEIGH	SPL
WAKE	NCD086326 741	TEXACO INC/APEX	2232 TEN TEN RD	APEX	NFA
WAKE	NONCD000 3100	HILLTOP RD CONTAMINATION	5801 HILLTOP RD	RALEIGH	Evaluation Pending
Wake	NONCD000 2379	REA CONSTRUCTION-WEST RALEIGH	5801 CHAPEL HILL ROAD	RALEIGH	SPL
WAKE	NCD980557 664	BURLINGTON INDUSTRIES, INC.	US 1 NORTH	RALEIGH	NFA
WAKE	NONCD000 1393	PILOT MILLS	1121 HAYNES ST	RALEIGH	Evaluation Pending
WAKE	NONCD000 2984	HWY 70 W 1100 BLOCK SOLVENTS	US HWY 70 WEST	GARNER	Evaluation Pending
Wake	NONCD000 2416	Rogers Realty Property	502 W MORGAN ST	RALEIGH	Evaluation Pending
WAKE	NONCD000 1203	ROYAL/CROWN PONTIAC	2501 CAPITAL BLVD	RALEIGH	NFA
WAKE	NCD040047 466	EAST CAROLINA METAL TREAT, INC.	1010 S. SAUNDERS STREET	RALEIGH	NFA
Wake	NONCD000 2688	WAKE COUNTY HOMELESS SHELTER(MONTGOMERY	1420 S. WILMINGTON STREET	RALEIGH	Evaluation Pending
WAKE	NONCD000 0066	WAKE AUTO PARTS (FORMER)	3520 TRYON RD	RALEIGH	SPL
WAKE	NONCD000 1170	ARROW DRIVE-CRABTREE CREEK	ARROW DR & GLENWOOD AVE	RALEIGH	NFA
Wake	NONCD000 2374	RAY PAVING (FORMER)/98 FOOD MART	995 DURHAM RD	WAKE FOREST	Evaluation Pending
WAKE	NONCD000 1057	CARPENTER BATTERY DUMP	CARPENTER FIRE STATION ROAD	CARY	NFA
Wake	NONCD000 2629	TRIANGLE RESEARCH & DEVELOPMEN	2602 S ELM ST	RALEIGH	Evaluation Pending
WAKE	NCN000410 936	TRAWICK RD/BOND ST	TRAWICK RD	RALEIGH	Evaluation Pending
WAKE	NCD075563 932	ESB INC/EXIDE CORPORATION	2510 NORTH BOULEVARD	RALEIGH	NFA
WAKE	NCN000409 811	ELECTRIC MOTOR & TRANSFORMER	1900 S SAUNDERS ST	RALEIGH	SPL
WAKE	NONCD000 1659	POWERHOUSE SQUARE	JONES & WEST STREETS	RALEIGH	Evaluation Pending
WAKE	NONCD000 3140	TRYON HILL DR SOLVENT CONTAMINATION	905 TRYON HILL DR	RALEIGH	Evaluation Pending
Wake	NONCD000 1598	DEHAVEN	413 AIRPORT BLVD.	MORRISVILLE	SPL
WAKE	NONCD000 1021	ISLEY ESTATE	5640 WESTGATE ROAD	RALEIGH	NFA
WAKE	NONCD000 3022	AMETHYST RIDGE DRIVE SOLVENTS	AMETHYST RIDGE DR	RALEIGH	Evaluation Pending
WAKE	NONCD000 2672	WAKE ENTERPRISES, INC	3333 AIR PARK RD	FUQUAY-VARINA	NFA
Wake	NCN000410 369	JAMES AUSTIN RD TCE	7834 JAMES AUSTIN ROAD	WILLOW SPRINGS	Evaluation Pending
WAKE	NONCD000 3080	CAROLINA PINES AVE CONTAMINATION	405 CAROLINA PINES AVE	RALEIGH	Evaluation Pending
Wake	NONCD000 2365	RALEIGH WELDING WORKS (FORMER)	414 SOUTH EAST STREET	RALEIGH	Evaluation Pending
WAKE	NONCD000 1303	HARRELL SIGN COMPANY	512 PERSHING RD	RALEIGH	Evaluation Pending
WAKE	NONCD000 3010	TRIANGLE RENT-A-CAR	5401 HILLSBOROUGH ST	RALEIGH	Evaluation Pending
WAKE	NCR000135 418	ZNR, INC	1020 CORPORATION PKWY	RALEIGH	SPL
Wake	NONCD000 2728	WILLIAMS, E. W. FACILITY	8200 AND 8250 FAYETTEVILLE RD	RALEIGH	SPL
WAKE	NONCD000 3006	STORAGE MAX vi	1932 WAKE FOREST RD	RALEIGH	Evaluation Pending
WAKE	NCD045915 568	RALEIGH METAL PROCESSORS	2310 GARNER RD	RALEIGH	Evaluation Pending
WAKE	NONCD000 1575	DOROTHEA DIX PROPERTY	UMSTEAD DR	RALEIGH	Evaluation Pending
Wake	NONCD000 1322	BARWELL ROAD WELLS	CHARLES ST & ANN AVE	RALEIGH	Evaluation Pending

WAKE	NONCD000 3067	LEITH CHRYSLER JEEP	5500 CAPITAL BLVD	RALEIGH	Evaluation Pending
WAKE	NONCD000 3125	SALISBURY STREET CONTAMINATION	616 SOUTH SALISBURY ST	RALEIGH	Evaluation Pending
WAKE	NCD051853 547	AUSTIN FOODS	E CHATHAM ST	CARY	SPL
WAKE	NONCD000 1223	BROOKS STREET TCE	BROOKS ST	WAKE FOREST	Evaluation Pending
Wake	NONCD000 1325	Bazemore Wake LLC site	9440 Durant Road	Raleigh	NFA
WAKE	NONCD000 2953	CORNELL DUBLIER ELECTRONICS (FRMR)	118 E JONES ST	FUQUA-VARINA	Evaluation Pending
WARREN	NONCD000 2363	BOYD'S CLEANERS	295 MASON DREWERY RD	MANSON	Evaluation Pending
WARREN	NONCD000 2830	CSX RAILWAY, NORLINA TO LITTLETON	RR TRACK NORLINA TO LITTLETON		Evaluation Pending
WASHINGT ON	NCD981015 803	CAROLINA ALUMINUM STATE RD 1126 DUMP	SR 1126 1.7 MILES SOUTH O	CRESWELL	NFA
WASHINGT ON	NCD000813 592	GA-PACIFIC CORP/HDWD SAW	PLYWOOD DR	PLYMOUTH	SPL
WASHINGT ON	NCD981015 746	CAROLINA ALUMINUM/HERBERT TAYLOR	SR 1125	ROPER	SPL
WASHINGT ON	NCD075570 820	PLYMOUTH WOOD TREATING COMPANY	N HWY 45	PLYMOUTH	SPL
WASHINGT ON	NCD000605 055	PLYMOUTH SHOPPING CENTER	HIGHWAY 64 & 32	PLYMOUTH	NFA
Washington	NONCD000 1985	LEBANON CHEMICAL CORPORATION	1665 HIGHWAY 64 E	PLYMOUTH	SPL
WATAUGA	NONCD000 1095	MOSES CONE MEMORIAL PARK	BLUE RIDGE PKWY	BLOWING ROCK	SPL
Watauga	NONCD000 2141	NCDOT - SITE #38 BROWN BROTHERS ASPHALT	HWY 105	BOONE	Evaluation Pending
WATAUGA	NONCD000 1205	TOYOTA OF BOONE	665 E KING ST	BOONE	Evaluation Pending
Watauga	NONCD000 1825	HARMON RESIDENCE, LARRY	5195 OLD HIGHWAY 321	SUGAR GROVE	Evaluation Pending
WATAUGA	NONCD000 1088	BOONE KAWASAKI POLARIS (FRMR)	524 E KING ST	BOONE	Evaluation Pending
WATAUGA	NONCD000 1930	PANTRY 141	771 BLOWING ROCK RD	BOONE	Evaluation Pending
WATAUGA	NONCD000 1139	VERMONT AMERICAN	STATE FARM RD	BOONE	Voluntary (AA)
Watauga	NONCD000 1907	INTERNATIONAL RESISTIVE CORP.	736 GREENWAY RD.	BOONE	Voluntary (AA)
WATAUGA	NCD986228 757	KAPLAN ETHYL ETHER DRUMS	1410 BEECH MOUNTAIN PKWY.	BEECH MOUNTAIN	NFA
WATAUGA	NONCD000 1013	VERMONT AMERICAN CORP-WOOD PROP		BLOWING ROCK	NFA
WATAUGA	NONCD000 1086	NAPA AUTO REPAIR-TODD GREENE PROPERTY	578 E KING ST	BOONE	Evaluation Pending
WATAUGA	NONCD000 1112	OLD JOHN'S RIVER ROAD DUMP	MILE MARKER 296.1, BR PKWY	BLOWING ROCK	NFA
WAYNE	NCD039102 959	HEVI-DUTY ELECTRIC/GENERAL SIG	2701 HWY 117 S	GOLDSBORO	NFA w/ Restrictions
Wayne	NONCD000 3237	Goldsboro Bulk Plant	610 N James St	goldsboro	Evaluation Pending
WAYNE	NONCD000 2891	GOLDSBORO MILLING-MILL #1 & #2	938 MILLERS CHAPEL RD	GOLDSBORO	Voluntary (AA)
Wayne	NONCD000 3225	NATIONAL SALVAGE FIRE	430 Old Mt Olive Hwy	GOLDSBORO	Evaluation Pending
WAYNE	NCD045924 339	ACME UNITED CORPORATION	HWY 117	FREMONT	Voluntary (AA)
WAYNE	NCD986188 043	PINEWOOD DUMP SITE	302 NEW HOPE ROAD	GOLDSBORO	NFA
WAYNE	NONCD000 2598	COOPER BUSSMAN	210 DIXIE TRAIL	GOLDSBORO	NFA
WAYNE	NONCD000 2839	PERRY AUTO/YOUNG RESIDENCE	4172 US 117 SOUTH	DUDLEY	NFA
WAYNE	NONCD000 3036	HOLCOMBE HERBICIDE FIRE	1717 NC HWY 581	PIKEVILLE	Evaluation Pending
WAYNE	NONCD000 1690	CITY OF GOLDSBORO MAINTENANCE COMPLEX	1601 N CLINGMAN ST	GOLDSBORO	SPL
Wayne	NCN000404 504	BEST SAND & GRAVEL MAINT. SHOP	117 BEST SAND AND GRAVEL ROAD	GOLDSBORO	Evaluation Pending
WAYNE	NONCD000 2777	APAC-GOLDSBORO ASPHALT PLANT	2421 ARRINGTON BRIDGE RD	GOLDSBORO	SPL
WAYNE	NONCD000 1558	DANIELS PROPERTY	200 N MALLORY ST	GOLDSBORO	Evaluation Pending

Wayne	NONCD000 2646	Unifirst Corporation (FRMR TEXTILEASE)	800 South John Street	Goldsboro	Voluntary (AA)
WAYNE	NONCD000 0018	ICI AMERICAS (FORMER)	703 NOR-AM ROAD	PIKEVILLE	NFA
WAYNE	NONCD000 1053	PARAMOUNT CHEVROLET	3300 HWY 70 BYPASS EAST	GOLDSBORO	NFA
WAYNE	NCD000830 661	CAROLINA P&L CO. LEE STEAM ELEC	SR 1007	GOLDSBORO	NFA
WAYNE	NONCD000 2795	RD PATE ESTATE	101 E MAIN ST	PIKEVILLE	Evaluation Pending
WAYNE	NONCD000 1491	COUSINS PERSONAL MINI-STORAGE	723 HWY 117 N BYPASS	GOLDSBORO	SPL
WAYNE	NCD980557 631	LIVEWIRE ELEC CO/CALIFORNIA SPRAY	1004 SOUTH GEORGE STREET	GOLDSBORO	SPL
WAYNE	NONCD000 0043	GOLDSBORO IRON & METAL	801 N JOHN ST	GOLDSBORO	Evaluation Pending
WAYNE	NCD003198 967	GENERAL ELECTRIC CO/CAROLINA	900 N GEORGE ST	GOLDSBORO	SPL
Wayne	NONCD000 2421	ROHR CHEMICAL, INC.	694 SHERIDAN FORREST RD.	GOLDSBORO	Evaluation Pending
WAYNE	NCD986197 309	GOLDSBORO COAL GAS PLANT #1	Virginia and Vine Streets	GOLDSBORO	Voluntary (AA)
WAYNE	NCN000409 779	WAYNE AGRICULTURAL WORKS	700 S JOHN ST	GOLDSBORO	SPL
WAYNE	NCD024577 421	NORTH CAROLINA SALVAGE CO.	HWY 117 SOUTH	GOLDSBORO	SPL
WAYNE	NCD065295 495	TEXFI IMPRESSIONS	401 PATETOWN RD	GOLDSBORO	SPL
WAYNE	NCD000813 659	GA-PACIFIC CORP COMPLY	OLD MOUNT OLIVE HIGHWAY	DUDLEY	NFA
WAYNE	NONCD000 3023	AIRBORO TEXACO (FRMR)	1619 S SLOCUMB ST	GOLDSBORO	NFA
WAYNE	NONCD000 0052	NC CONSOLIDATED HIDE CO.	BRICK ROAD	GOLDSBORO	NFA
WAYNE	NCD000813 683	GA-PACIFIC CORP CHIP-N-SAW	OLD MOUNT OLIVE HIGHWAY	DUDLEY	NFA
WILKES	NCD048184 451	BURLINGTON HOME CHAIR	HIGHWAY 268	RONDA	SPL
WILKES	NCD003221 462	GARDNER MIRROR CORPORATION	HWY 268 E	NORTH WILKESBORO	NFA
WILKES	NONCD000 0039	ABITIBI-PRICE CORPORATION	US 268	ROARING RIVER	NFA
WILKES	NONCD000 1750	ARTHUR LOWE JUNK YARD	1502 RIVER LIBERTY CHURCH GRV	NORTH WILKESBORO	NFA
Wilkes	NONCD000 2719	WILBORN PROPERTY, GARFIELD	2366 RED, WHITE AND BLUE ROAD	ROARING RIVER	Evaluation Pending
Wilkes	NONCD000 1254	American Drew Plant 12	1101 West D Street	North Wilkesboro	Evaluation Pending
Wilkes	NONCD000 2474	SINK PROPERTY, CHARLES	VANCE STREET	NORTH WILKESBORO	Evaluation Pending
WILKES	NCD986211 274	STONEY FORK CREEK DRUM DUMP SITE	MT. ZION ROAD	DEEP GAP	SPL
WILKES	NONCD000 0050	HWY 268 MIRROR WASTE DUMP	HWY 268	NORTH WILKESBORO	NFA w/ Restrictions
WILSON	NCD982084 113	LINAMAR FORGINGS/CAROLINA FORGE	2401 STATONSBURG RD SOUTHEAST	WILSON	Voluntary (AA)
WILSON	NCD982174 492	NATIONAL PIN	SR 1572/7776 CRADY COURT	SARATOGA	NFA
WILSON	NONCD000 2515	BOYETTE PROPERTY	403 FOREST HILLS RD	WILSON	Evaluation Pending
WILSON	NCD003182 805	HACKNEY BROTHERS BODY CO.	HERRING AVE & PENDER ST	WILSON	Evaluation Pending
Wilson	NONCD000 2528	ST WOOTEN ASPHALT /P-27	SR 1301 (GREEN POND RD.)	SIMS	Evaluation Pending
Wilson	NONCD000 1686	ERSHIGS, INC.	300 LAYTON ST.	WILSON	NFA
WILSON	NCD067191 262	FIRESTONE TIRE AND RUBBER COMPANY	HWY 301	WILSON	SPL
Wilson	NONCD000 2740	WILSON TECH-FIRE TRAINING	2315 WHITLEY RD	WILSON	Evaluation Pending
WILSON	NONCD000 1005	TRANSEASTERN CORP.	509 S LODGE ST	WILSON	SPL
WILSON	NONCD000 0089	JOHN MORRELL & CO	2401 WILCO BLVD S	WILSON	Evaluation Pending
WILSON	NCD980845 119	BUCKHORN PESTICIDES	NC 581 & NC 42	WILSON	SPL
WILSON	NCD040052 854	KAISER AGRICULTURAL CHEMICALS (FRMR)	510 E BARNES ST	WILSON	Evaluation Pending

WILSON	NONCD000 2815	CAROLINA CHEMICAL CORP (FORMER)	6600 WARD BLVD	WILSON	SPL
WILSON	NCD981468 960	ROCK QUARRY FARM DRUM BURIAL	1/3MI SW SR1400/1402 INT	ELM CITY	NFA
WILSON	NONCD000 0038	AYCOCK PROPERTY	SR 1162 & 1103	WILSON	SPL
WILSON	NONCD000 0081	TRITON, INC	1610 SOUTH WARD BLVD	WILSON	SPL
WILSON	NONCD000 2128	PURINA MILLS	HWY 301 SOUTH	WILSON	Voluntary (AA)
WILSON	NCD986166 700	TOISNOT SWAMP	PINE STREET	WILSON	NFA w/ Restrictions
WILSON	NONCD000 1297	CRADY COURT SITE	7769 CRADY CT	STANTONSBURG	NFA
WILSON	NONCD000 2265	SOUTHERN STATES COOP-WILSON SERVICE	6601 WARD BLVD	WILSON	Evaluation Pending
WILSON	NONCD000 1109	FRIENDLY CLEANERS	605 S. PENDER ST	WILSON	SPL
WILSON	NONCD000 1118	KIDDE TECHNOLOGIES	4200 AIRPORT DR	WILSON	Voluntary (AA)
Wilson	NONCD000 2268	PARKER HANNIFIN-WILSON	2600 WILCO BLVD.	WILSON	NFA w/ Restrictions
Wilson	NONCD000 1735	FOSTER FORBES GLASS	2200 FIRESTONE PARKWAY	WILSON	Evaluation Pending
Wilson	NONCD000 1554	COX DODGE (FORMER)	1501 LIPSCOMB ROAD	WILSON	SPL
YADKIN	NONCD000 3037	PARRISH TIRE	547 WINSTON ROAD	JONESVILLE	Evaluation Pending
YADKIN	NCD071579 528	FORBUSH METAL	SPEER BRIDGE ROAD	YADKINVILLE	SPL
Yadkin	NONCD000 1873	HOWARD STREET WELL	165 HOWARD STREET	BOONVILLE	Evaluation Pending
YANCEY	NONCD000 0021	CRABTREE MEADOWS DUMP	BLUE RIDGE PKWY MP 340.2		NFA
YANCEY	NONCD000 2866	OMC/BOMBARDIER	1 Omc Drive	BURNSVILLE	Evaluation Pending
YANCEY	NCD003158 094	GLEN RAVEN MILLS	EAST MAIN STREET	BURNSVILLE	SPL
YANCEY	NONCD000 1004	TIPTON HILL SCHOOL	TIPTON HILL SCHOOL ROAD	BURNSVILLE	NFA
Yancey	NONCD000 1305	Avondale Mills/High Five	700 West Main Street	Burnsville	Evaluation Pending

E. Inactive Hazardous Sites Inventory – Pre-Regulatory Landfills

COUNTY: ALAMANCE

Site	ID	City	Street Address
ALAMANCE GARBAGE SERVICE	NONCD0000102	BURLINGTON	FREELAND TRAIL
CIVIC CENTER AREA	NONCD0000726	GRAHAM	GOLEY STREET
DURHAM ST LDFL	NONCD0000723	BURLINGTON	DURHAM STREET EXT.
ELON COLLEGE LDFL - AMICK RD	NONCD0000730	ELON COLLEGE	AMICK RD
GIBSONVILLE PROPERTIES	NONCD0000819	GIBSONVILLE	ALAMANCE STREET AT
GRAHAM DISPOSAL	NONCD0000104	GRAHAM	COOPER RD (SR 2109)
HANOVER RD LDFL	NONCD0000722	BURLINGTON	HANOVER RD
MEBANE DUMP	NONCD0000101	MEBANE	CORRIGIDOR ROAD
OLD CITY OF BURLINGTON SOLID WASTE DISPOSAL	NONCD0000106	BURLINGTON	ANTHONY ROAD
PORTER AVENUE LDFL	NONCD0000727	GRAHAM	PORTER AVENUE
S MEBANE ST LDFL	NONCD0000724	BURLINGTON	S MEBANE ST
STONE QUARRY RD LDFL	NONCD0000721	BURLINGTON	STONE QUARRY RD
Number of Sites:	12		

COUNTY: ALEXANDER

Site	ID	City	Street Address
BETHLEHEM COMMUNITY DUMP	NONCD0000108	BETHLEHEM	SHILOH CHURCH RD
OLD ALEXANDER COUNTY LF (SR 1608)	NONCD0000111	TAYLORSVILLE	WARREN ACRES LANE
ROGERS PROPERTY	NCD981021090	HIDDENITE	256 JEFF WALKER LANE
SANITARY PICK-UP SERVICE	NONCD0000109	TAYLORSVILLE	46 WARREN RD
TAYLORSVILLE DUMP	NONCD0000112	TAYLORSVILLE	CARSON CHAPEL RD
Number of Sites:	5		

COUNTY: ALLEGHANY

Site	ID	City	Street Address
OLD ALLEGHANY COUNTY LF	NONCD0000113	SPARTA	SOUTHSIDE DR
SPARTA REFUSE DISPOSAL	NONCD0000114	SPARTA	271 GRANDVIEW AVE
Number of Sites:	2		

COUNTY: ANSON

Site	ID	City	Street Address
BRONSON SAND & GRAVEL LANDFILL	NONCD0000119	LILESVILLE	CLARK MOUNTAIN ROAD
MORVEN DUMP	NONCD0000116	MORVEN	ROSEHAVEN ROAD
PEACHLAND DUMP	NONCD0000118	PEACHLAND	GERMAN HILL ROAD
POLKTON DUMP	NONCD0000115	POLKTON	BILL CURLEE ROAD (SR 1415)
W R BONSALE #1	NONCD0000772	LILESVILLE	HAILEY'S FERRY ROAD
W R BONSALE #2	NONCD0000774	LILESVILLE	HAILEY'S FERRY ROAD
WADESBORO LANDFILL	NONCD0000117	WADESBORO	MAPLE LANE
Number of Sites:	7		

COUNTY: ASHE

Site	ID	City	Street Address
ASHE COUNTY LANDFILL	NONCD0000120	JEFFERSON	WADE BARE RD
Number of Sites:	1		

COUNTY: AVERY

Site	ID	City	Street Address
CROSSNORE REFUSE DUMP	NONCD0000122	CROSSMORE	HORTON RD
ELK PARK DUMP	NONCD0000123	ELK PARK	N65-19E
GREEN VALLEY DUMP	NONCD0000121	SPRUCE PINE	BRUSHY CREEK RD
NEWLAND REFUSE DUMP	NONCD0000124	NEWLAND	HICKORY NUT GAP
Number of Sites:	4		

COUNTY: BEAUFORT**Site**

AURORA DUMP
BATH DUMP
BELHAVEN DUMP
CHOCOWINITY DUMP
OLD BEAUFORT COUNTY LF
PANTEGO DUMP
PANTEGO REFUSE DISPOSAL
PUNGO DUMP
SUBURBAN SANITATION SERVICE DUMP
TOWN OF WASHINGTON PARK DUMP
WASHINGTON DUMP
WASHINGTON PARK DUMP

ID

NONCD0000126
NONCD0000128
NONCD0000131
NONCD0000127
NCD986166734
NONCD0000130
NONCD0000133
NONCD0000132
NONCD0000125
NONCD0000135
NONCD0000129
NONCD0000134

City

BATH
BELHAVEN
CHOCOWINITY
WASHINGTON
BELHAVEN
PANTEGO
PANTEGO
WASHINGTON
WASHINGTON
WASHINGTON
WASHINGTON

Street Address

SR 1921, 1 MILE EAST OF
POSSUM HILL ROAD (SR 1743)
BUSINESS US 264 AND
OLD US 17 HIGHWAY SOUTH
FLANDERS FILTER ROAD
OLD COUNTRY ROAD (SR 1706)
25179 US HIGHWAY 264 EAST
NC HIGHWAY 99 NORTH
OLD BATH HIGHWAY
KEYSVILLE CHURCH RD. (SR
PLYMOUTH STREET
RIVER ROAD (SR 1300)

Number of Sites: 12**COUNTY: BERTIE****Site**

COLERAIN REFUSE DISPOSAL
KELFORD DUMP
LEWISTON REFUSE DISPOSAL
ROXOBEL REFUSE DISPOSAL
WINDSOR REFUSE DISPOSAL AREA

ID

NONCD0000142
NONCD0000136
NONCD0000140
NONCD0000139
NONCD0000141

City

COLERAIN
KELFORD
LEWISTON
KELFORD
WINDSOR

Street Address

NC 42 EAST
HARRELLS SIDING ROAD (SR
551 BLACK JACK ROAD (SR
HARRELLS SIDING ROAD (SR
EAST ELM STREET

Number of Sites: 5**COUNTY: BLADEN****Site**

BLADENBORO REFUSE DISPOSAL
CLARKTON REFUSE DISPOSAL
DUBLIN REFUSE DUMP
ELIZABETHTOWN REFUSE DISPOSAL
TAR HEEL REFUSE DISPOSAL
WHITE LAKE REFUSE DUMP

ID

NONCD0000148
NONCD0000147
NONCD0000144
NONCD0000145
NONCD0000143
NONCD0000146

City

BLADENBORO
CLARKTON
DUBLIN
ELIZABETHTOWN
TAR HEEL
WHITE LAKE

Street Address

WEST BLADEN STREET
BROWN MARSH ROAD (SR
RICE POND ROAD
QUEEN STREET
TAR HEEL FERRY ROAD (SR
EAST WILLIAMS STREET

Number of Sites: 6**COUNTY: BRUNSWICK****Site**

BOILING SPRINGS LAKES DUMP
BOLIVIA REFUSE DISPOSAL
GRISSETTOWN LANDFILL
LONG BEACH REFUSE DISPOSAL
OCEAN ISLE DUMP
SHALLOTTE REFUSE DUMP
SHALLOTTE SANITARY LANDFILL
SUNNY POINT BASE LANDFILL
WINNABOW LANDFILL
YAUPON BEACH DUMP

ID

NONCD0000160
NONCD0000149
NONCD0000150
NONCD0000155
NONCD0000656
NONCD0000159
NONCD0000152
NONCD0000810
NONCD0000151
NONCD0000158

City

BOILING SPRINGS
BOLIVIA
SEASIDE
LONG BEACH
OCEAN ISLE
SHALLOTTE
SHALLOTTE
SOUTHPORT
WINNABOW
OAK ISLAND

Street Address

INTERSECTION OF LUBEE
161 DANFORD RD. SE (SR 1513)
ANGEL'S CLUB DRIVE
4110 AIRPORT ROAD
HALE SWAMP ROAD
NC 130
2930 POCONO TRAIL, SW
SUNNY POINT ROAD
5719 BELMONT ROAD NE
MCGLAMMERY STREET

Number of Sites: 10

COUNTY: BUNCOMBE

Site	ID	City	Street Address
AZALEA ROAD LANDFILL	NONCD0000773	OTEE	HARDESTY RD
BLACK MOUNTAIN	NONCD0000166	BLACK MOUNTAIN	11 TOM BROWN RD
BUNCOMBE CO LF/E CANTON LF/OLD CHANDLER LF	NONCD0000682	ENKA	LITTLE PINEY RD
CANDLER REFUSE DISPOSAL AREA	NONCD0000162	CANDLER	103 DANIEL RIDGE RD
ELK MOUNTAIN LDFL/ASHVILLE CITY LF	NCD980558019	ASHEVILLE	ELK PARK DR
FAIRVIEW LANDFILL	NCD980557946	FAIRVIEW	HOLLYWOOD RD.
FISHBURNE LANDFILL	NCD980557953	ARDEN	39 BRADLEY BRANCH RD.
FISHBURNE REFUSE DUMP	NONCD0000163	ARDEN	BRADLEY BRANCH RD
GROVE STONE LF	NCD980557912	BLACK MOUNTAIN	842 OLD US HWY 70
HOMINY CREEK LF	NCD980558035	ASHEVILLE	190 HOMINY CREEK RD.
MONEY-WORTH, INC.	NCD008839276	SWANNANOA	US 70 EAST
PEARSON BRIDGE DUMP	NONCD0000811	ASHEVILLE	690 RIVERSIDE DR
POND ROAD LF #2	NCD980558027	ASHEVILLE	79 AND 80 POND RD.
SWANNANOA LANDFILL	NCD980557987	SWANNANOA	MOUNTAIN RIDGE RD.
WEAVERVILLE LANDFILL	NONCD0000161	WEAVERVILLE	LAKESHORE RD
Number of Sites:	15		

COUNTY: BURKE

Site	ID	City	Street Address
BRISTOL CREEK COMM. DUMP	NONCD0000168	CHESTERFIELD	1180 SUNDANCE LANE
DREXEL DUMP	NONCD0000172	DREXEL	524 BRYANT RD
DYSARTSVILLE DUMP	NONCD0000169	DYSARTSVILLE	5391 MORNING STAR CHURCH
GLEN ALPINE DUMP	NONCD0000173	GLEN ALPINE	2414 CONLEY BUMGARNER RD
HENRY RIVER COMM. DUMP	NONCD0000171	HILDEBRAN	4300 HENRY RIVER RD
HICKORY LANDFILL	NONCD0000651	HICKORY	CITY OF HICKORY REGIONAL
HILDEBRAN DISPOSAL AREA	NONCD0000170	HILDEBRAN	TEX'S FISH CAMP RD
MORGANTOWN DUMP	NONCD0000177	MORGANTON	VINE ARDEN RD
VALDESE REFUSE DUMP	NONCD0000174	VALDESE	1400 FALLS RD NW
Number of Sites:	9		

COUNTY: CABARRUS

Site	ID	City	Street Address
ARTHUR ALLMAN DUMP	NONCD0000799	CONCORD	3224 POPLAR TENT RD.
CABARRUS DISPOSAL DUMP	NCD980502850	CONCORD	ZION CHURCH RD.
CHARLOTTE MOTOR SPEEDWAY LF#1	NONCD0000182	CONCORD	LOWES MOTOR SPEEDWAY
CONCORD LANDFILL	NONCD0000180	CONCORD	850 WARREN COLEMAN BLVD.
EARNHARDT ROAD DUMP	NONCD0000178	KANNAPOLIS	DICKENS PLACE
FISHERTOWN DUMP	NONCD0000179	KANNAPOLIS	ROME ST.
FRANK JAMES DUMP	NONCD0000797	KANNAPOLIS	6210 HILLTOP AVE.
GURLEY DRIVE LDFL	NONCD0001028	CONCORD	292 GURLEY DR.
LES MYERS PARK	NONCD0000802	CONCORD	338 LAWNDALE AVENUE
LINKER PROPERTIES	NONCD0000818	CONCORD	5225 FIREBRICK LANE
MOUNT PLEASANT DUMP	NONCD0000181	MOUNT PLEASANT	MOUNT PLEASANT RD. (SR
Number of Sites:	11		

COUNTY: CALDWELL

Site	ID	City	Street Address
BLOWING ROCK LF	NONCD0000194	BLOWING ROCK	PACK HILL RD
CHARLIE LITTLE RD LDFL	NONCD0000716	GRANITE FALLS	DUDLEY SHOALS RD
CHESTER REFUSE DISPOSAL	NONCD0000187	LENOIR	DAVE CHESTER DR
DUDLEY SHOALS LDFL 2	NONCD0000770	DUDLEY SHOALS	621 DUDLEY SHOALS
DUDLEY SHOALS RD LDFL	NONCD0000769	DUDLEY SHOALS	DUDLEY SHOALS RD
GARNES REFUSE DUMP	NONCD0000188	LENOIR	2250 GARNES PLACE
GRANITE FALLS DUMP	NONCD0000186	GRANITE FALLS	QUARRY RD
HELTON REFUSE DUMP	NONCD0000191	GRANITE FALLS	5351 CANNON DR
LENOIR DUMP	NONCD0000193	LENOIR	BEARD COLLETTSVILLE RD
RHODISS DUMP	NONCD0000190	RHODISS	PARK PLACE
SHEW REFUSE DISPOSAL	NONCD0000195		SR 1143 W
WALSH REFUSE DUMP	NONCD0000189	LENOIR	2171 PINEY GROVE CIRCLE

COUNTY: CAMDEN

Site	ID	City	Street Address
NEWBY'S TRASH SERVICE DUMP	NONCD0000196	CAMDEN	SOUTH MILL DAM ROAD
Number of Sites: 1			

COUNTY: CARTERET

Site	ID	City	Street Address
ATLANTIC REFUSE DUMP	NONCD0000199	ATLANTIC	CORE SOUND LOOP ROAD
BEAUFORT REFUSE DUMP	NONCD0000200	BEAUFORT	FREEDOM PARK ROAD
CAPE CARTERET DUMP	NONCD0000213	CAPE CARTERET	HOLLAND POINT ROAD
CARTERET COUNTY LF - MOUNT RUSSEL	NONCD0000209	NEWPORT	LANDFILL RD.
EMERALD ISLE DUMP	NONCD0000212	EMERALD ISLE	6712 EMERALD DRIVE
HARKERS ISLAND REFUSE DISPOSAL	NONCD0000207	HARKERS ISLAND	WHALERS RIDGE SUBDIVISION
MARSHALLBERG DUMP	NONCD0000203	MARSHALLBERG	SR 1348
MILL CREEK REFUSE DUMP	NONCD0000204	MILL CREEK	MILL CREEK ROAD (SR 1154)
MOREHEAD CITY REFUSE DUMP	NONCD0000205	MOREHEAD CITY	25TH STREET
OTWAY COMMUNITY REFUSE DUMP	NONCD0000198	OTWAY	574 FIRE TOWER ROAD (SR 1325)
RAYNOR GARBAGE DISPOSAL DUMP	NONCD0000211	BOGUE	264 BOGUE LOOP ROAD
STACY REFUSE DUMP	NONCD0000206		
WINSTON HILL LF	NONCD0000210	ATLANTIC	WINSTON DRIVE
Number of Sites: 13			

COUNTY: CASWELL

Site	ID	City	Street Address
CASWELL LF	NONCD0000216	MILTON	SLAUGHTER RD. (SR 1555)
MILES GARBAGE DUMP	NONCD0000215	YANCEYVILLE	HIGHWAY 62
Number of Sites: 2			

COUNTY: CATAWBA

Site	ID	City	Street Address
CATAWBA DUMP	NONCD0000217	CLAIRMONT	OLD CATAWBA RD. (SR 1722)
CONOVER DUMP	NONCD0000218	CONOVER	208 HERMAN SIPE RD.
LONG VIEW REFUSE DUMP	NONCD0000219	HICKORY	US HIGHWAY 70
MAIDEN DUMP	NONCD0000220	MAIDEN	SOUTH F STREET
NEWTON LANDFILL	NONCD0000221	NEWTON	BOSTON RD.
OLD HICKORY LANDFILL	NONCD0000794	HICKORY	US HIGHWAY 70
SWEETWATER ROAD DUMP	NONCD0000793	HICKORY	15TH AVE. SE
Number of Sites: 7			

COUNTY: CHATHAM

Site	ID	City	Street Address
BYNUM DUMP	NONCD0000224	BYNUM	EDDIE PERRY ROAD
GOLDSTON DUMP	NONCD0000227	GOLDSTON	ST. LUKE CHURCH ROAD
PITTSBORO DUMP	NONCD0000742	PITTSBORO	PITTSBORO FIRE TOWER ROAD
SILER CITY DUMP	NONCD0000225	SILER CITY	WATER PLANT ROAD
Number of Sites: 4			

COUNTY: CHEROKEE

Site	ID	City	Street Address
ANDREWS DUMP	NONCD0000231	ANDREWS	CONNAHETA AVENUE
LAKE HIWASSEE RESORT DUMP	NONCD0000228	MURPHY	NC 294 WEST
MURPHY REFUSE DUMP	NONCD0000230	MURPHY	TEXANA ROAD
Number of Sites: 3			

COUNTY: CHOWAN

Site	ID	City	Street Address
EDENTON LANDFILL	NONCD0000233	EDENTON	OFF POPLAR NECK ROAD
J.W. BRADLEY DUMP	NONCD0000232	EDENTON	206 OAK GROVE ROAD
PERQUIMANS-CHOWAN LF	NONCD0000234	TYNER	600 SANDY RIDGE ROAD

COUNTY: CLEVELAND**Site**

BOILING SPRINGS DUMP
CHERRYVILLE DUMP
CITY OF SHELBY LANDFILL (STUBBS)
CITY OF SHELBY LF
E.Z. SANITATION DUMP
KINGS MOUNTAIN LANDFILL
KINGS MOUNTAIN LANDFILL #2
KINGS MTN. DUMP
LATTIMORE DUMP
PATTERSON SPRINGS DUMP
POLKVILLE DUMP
UPPER CLEVELAND DUMP
WACO DUMP

ID

NONCD0000241
NONCD0000250
NONCD0000699
NCD986176451
NONCD0000236
NONCD0000675
NONCD0000803
NONCD0000239
NONCD0000237
NONCD0000249
NONCD0000248
NONCD0000238
NONCD0000243

City

BOILING SPRINGS
CHERRYVILLE
STUBBS
SHELBY
LATTIMORE
KINGS MOUNTAIN
KINGS MOUNTAIN
KINGS MOUNTAIN
LATTIMORE
EARL
POLKVILLE
FALLSTON
WACO

Street Address

CLEARWATER RD.
THOMPSON DR.
AIRPORT RD.
WEST GROVE STREET
PLATO LEE RD. (SR 1315)
200 POTTS CREEK RD.
NORTH CANSLER STREET
INDUSTRIAL DR. (SR 2312)
3847 ARTEE RD. (SR 1314)
JETER RD. (SR 2212)
2606 W. STAGGECOASH TRAIL
BUCK HAVEN COURT
143 STROUP RD.

Number of Sites: 13

COUNTY: COLUMBUS**Site**

BOLTON DUMP
CHADBOURN DUMP
LAKE WACCAMAW DUMP
RHONE ANDERSON LDFL
RIEGELWOOD DUMP
TABOR CITY DUMP
WHITEVILLE DUMP

ID

NONCD0000252
NONCD0000254
NONCD0000253
NONCD0000715
NONCD0000251
NONCD0000257
NONCD0000256

City

BOLTON
CHADBOURN
LAKE WACCAMAW
WHITEVILLE
RIEGELWOOD
TABOR CITY
WHITEVILLE

Street Address

TRAM ROAD
BROWN STREET (NC 410)
DUPREE LANDING ROAD
OAK TREE LANE
SAND HOLE ROAD (SR 1846)
HINSON TRAIL
MILL STREET

Number of Sites: 7

COUNTY: CRAVEN**Site**

BELLTOWN ROAD DUMP
CRAVEN COUNTY
DOVER REFUSE DUMP
MATTHEWS POINT DUMP
NEW BERN SANITARY DUMP
VANCEBORO DUMP
VANCEBORO LANDFILL

ID

NONCD0000780
NONCD0000261
NONCD0000259
NONCD0000781
NONCD0000263
NONCD0000260
NONCD0000262

City

HAVELOCK
HAVELOCK
DOVER
HAVELOCK
NEW BERN
VANCEBORO
VANCEBORO

Street Address

302 BELLTOWN RD.
US HWY 70
13530 OLD US 70

US HWY. 70 AND PEMBROKE
SR 1637
OLD LANDFILL ROAD

Number of Sites: 7

COUNTY: CUMBERLAND**Site**

CITY OF FAYETTEVILLE LANDFILL
CITY OF FAYETTEVILLE LANDFILL #2
CUMBERLAND COUNTY LANDFILL
CUMBERLAND COUNTY LANDFILL - BEAVER DAM
CUMBERLAND COUNTY LANDFILL - BONES CREEK
CUMBERLAND COUNTY LANDFILL - TRAILER TOWN
CUMBERLAND COUNTY/CLIFFDALE LF
FAYETTEVILLE CITY LF
FAYETTEVILLE LDFL
HOPE MILLS DUMP
HOPE MILLS LANDFILL
LEWIS CHAPEL SCHOOL RUBBLE STUMP SITE
LIEBER SANITATION DUMP
MILAN YARD LANDFILL
STEDMAN DUMP
STEDMAN LANDFILL

ID

NONCD0000739
NONCD0000740
NONCD0000741
NONCD0000736
NONCD0000733
NONCD0000734
NCD980502900
NONCD0000267
NCD980502934
NONCD0000264
NCD980502983
NONCD0000725
NONCD0000266
NCD980503031
NONCD0000265
NONCD0000375

City

FAYETTEVILLE
FAYETTEVILLE
HOPE MILLS
AUTRYVILLE
FAYETTEVILLE
FAYETTEVILLE
FAYETTEVILLE
FAYETTEVILLE
FAYETTEVILLE
HOPE MILLS
HOPE MILLS
HOPE MILLS
FAYETTEVILLE
FAYETTEVILLE
FAYETTEVILLE
STEDMAN
STEDMAN

Street Address

SHAW MILL RD.
WILKES RD. (SR 2210)
SMOKEY CANYON DR.
NC 210
WINWARD COVE RD.
DISTRIBUTION DR.
WINWARD COVE RD.
CLAUDE LEE RD.
NORTH EASTERN BLVD.
CECILY CIRCLE
1 MILE SOUTH OF SR 1003
SKIBO RD. (US 401 BYPASS)
SHAW MILL RD.
MILAN RD.
NC 210
PAGE ROAD

Number of Sites: 16

COUNTY: CURRITUCK**Site**

INDEPENDENT TRASH SERVICE DUMP

ID

NONCD0000269

City

MAMIE

Street Address

SR 1112

COUNTY: DARE**Site**

BUXTON DUMP
BUXTON DUMP TWO
DARE COUNTY DUMP
JENNETTE'S DUMP
KILL DEVILS HILLS DUMP
MANTEO DUMP

ID

NCD981750425
NONCD0000765
NONCD0000272
NONCD0000273
NONCD0000271
NONCD0000270

City

BUXTON
BUXTON
MANTEO
BUXTON
KILL DEVIL HILLS
MANTEO

Street Address

47646 BUXTON BACK ROAD
47371 BUXTON BACK ROAD
138 S. CALIFORNIA LANE
NC HWY. 12
1541 COLINGTON ROAD
SIR WALTER RALEIGH STREET

Number of Sites: 6**COUNTY: DAVIDSON****Site**

DENTON DUMP
DENTON LANDFILL
DENTON-GRUBB DR LANDFILL
N DAVIDSON CO LDFL
NICOMA PARK
SCARLETT LANDFILL
W DAVIDSON CO LDFL
WHEELERS SAND ROCK PIT DUMP

ID

NONCD0000275
NONCD0000276
NONCD0000277
NONCD0000737
NONCD0000791
NONCD0000509
NONCD0000676
NONCD0000652

City

DENTON
DENTON
DENTON
MIDWAY
DENTON
HOLLY GROVE
LEXINGTON
HIGH POINT

Street Address

GRUBB DR
SUMMVERVILLE CHURCH RD
GRUBB DR
287 SPRY RD
NICOMA SUBDIVISION
LANDFILL RD
3104 HORSESHOE NECK ROAD
1001 WESTOVER DR

Number of Sites: 8**COUNTY: DAVIE****Site**

CLEMENT REFUSE DUMP
DALTON REFUSE DUMP

ID

NONCD0000280
NONCD0000279

City

MOCKSVILLE
MOCKSVILLE

Street Address

WALKER ROAD
DALTON ROAD (SR 1605)

Number of Sites: 2**COUNTY: DUPLIN****Site**

BEULAVILLE DUMP
FAISON DUMP
KENANSVILLE DUMP
MAGNOLIA DUMP
ROSE HILL DUMP
WALLACE DUMP
WARSAW DUMP

ID

NONCD0000283
NONCD0000287
NONCD0000282
NONCD0000286
NONCD0000281
NONCD0000288
NONCD0000285

City

BEULAVILLE
FAISON
KENANSVILLE
MAGNOLIA
ROSE HILL
WALLACE
WARSAW

Street Address

HWY 111
TAYLOR TOWN ROAD (SR 1354)
CHURCH STREET
NASH JOHNSON'S POND RD
LAKE TUT ROAD (SR 1146)
WASTE TREATMENT PLANT RD
WORKS FARM ROAD (SR1346)

Number of Sites: 7**COUNTY: DURHAM****Site**

DURHAM COUNTY LANDFILL
DURHAM LAND DISPOSAL AREA
MARBERY
MITCHELL FARM
OLD DURHAM COUNTY LF
ROCKY KNOLL SCHOOL SITE
W. C. BECK PROPERTY

ID

NONCD0000289
NONCD0000291
NONCD0000786
NONCD0000785
NONCD0000290
NONCD0000787
NONCD0000805

City

OAK GROVE
DURHAM
DURHAM
DURHAM
DURHAM
DURHAM
DURHAM

Street Address

1245 WREN RD
1833 CAMDEN AVE
BEN BOW RD.
CHEEK RD
ELECTRA ROAD
BEN BOW ROAD
AMBERLEY DRIVE

Number of Sites: 7**COUNTY: EDGECOMBE****Site**

CONETOE REFUSE DISPOSAL AREA
EDGECOMBE COUNTY LANDFILL
MACCLESFIELD DUMP
OLD ROCKY MOUNT LF
PINETOPS REFUSE DUMP
PRINCEVILLE DUMP
ROCKY MOUNT LDFL (LIEBERS)
TARBORO LANDFILL

ID

NONCD0000295
NONCD0000653
NONCD0000296
NONCD0000299
NONCD0000298
NONCD0000297
NONCD0000710
NCD980559389

City

CONETOE
TARBORO
MACCLESFIELD
ROCKY MOUNT
PINETOPS
TARBORO
ROCKY MOUNT
TARBORO

Street Address

NC HIGHWAY 42
COLONIAL ROAD (SR 1601)
SOUTH FOUNTAIN ROAD (SR
LEGGETT ROAD
TEMPERANCE HALL ROAD (SR
JENKINS STREET (SR 1622)
GAY ROAD (SR1268)
BAKER STREET EXTENSION (SR

COUNTY: FORSYTH**Site**

AIRPORT LANDFILL
BECKEL ROAD DUMP
BUDDY ROBINS LANDFILL
BUILDING RUBBLE LF
CENTRAL PARK LDFL
CITY OF WINSTON-SALEM
CITY OF WINSTON-SALEM
CITY OF WINSTON-SALEM LF
COUNTY GARBAGE LANDFILL
KERNERSVILLE DUMP
KERNERSVILLE RUBBLE DUMP

ID

NONCD0000307
NONCD0000302
NONCD0000306
NONCD0000300
NONCD0000782
NONCD0000743
NONCD0000744
NONCD0000308
NONCD0000301
NONCD0000303
NCD980503189

City

WINSTON-SALEM
WINSTON-SALEM
WINSTON-SALEM
WINSTON-SALEM
WINSTON-SALEM
WINSTON-SALEM
WINSTON-SALEM
WINSTON-SALEM
RURAL HALL
KERNERSVILLE
KERNERSVILLE

Street Address

AIRPORT RD
4974 BECKEL RD
3459 THOMASVILLE RD
918 HAZELWOOD DR
S MAIN & SALEM AVE
OVERDALE RD
2000 SILAS CREEK PKWY
EBERT ST
645 MONTROYAL RD
720 MCKAUHAN ST
GREEN ST

Number of Sites: 11**COUNTY: FRANKLIN****Site**

BUNN DUMP
FRANKLINTON DUMP
J.H. WINSTON DUMP
LOUISBURG DUMP
LOUISBURG SITE #2
LOUISBURG SITE #3

ID

NONCD0000312
NONCD0000310
NONCD0000311
NONCD0000315
NONCD0000655
NONCD0000657

City

BUNN
FRANKLINTON
YOUNGSVILLE
LOUISBURG
LOUISBURG
LOUISBURG

Street Address

HOWARD TANT ROAD
PARKERS WAY
LONGMILL ROAD (SR-1134)
EAST RIVER RD (SR 1600)
EAST JOHNSON STREET
SEABORD ST

Number of Sites: 6**COUNTY: GASTON****Site**

BESSEMER CITY DUMP
BRUCES COUNTY LANDFILL
GASTON CO. LF (MT. HOLLY LF)
GASTONIA REFUSE DUMP
HARDIN REFUSE DUMP
HICKORY GROVE ROAD TCE
HIGH SHOALS DUMP
LOWELL REFUSE DUMP
MCADENVILLE DUMP
MILLER STREET
SIMS LEGION PARK LF
STANLEY REFUSE DUMP
WESTGATE PARK LANDFILL

ID

NONCD0000325
NONCD0000320
NONCD0000321
NONCD0000658
NONCD0000317
NCO000998344
NONCD0000319
NONCD0000323
NONCD0000318
NONCD0000245
NONCD0000766
NONCD0000316
NONCD0000817

City

BESSEMER CITY
GASTONIA
MT. HOLLY
GASTONIA
DALLAS
MCADENVILLE
DALLAS
LOWELL
MCADENVILLE
GASTONIA
GASTONIA
STANLEY
CHERRYVILLE

Street Address

521 S. PINCHBACK AVE
4604 S YORK RD
OLD HWY NC 27
ATUEN RD
129 DAYTON RD
201 MCKINNEY CIR
701 S. LINCOLN ST
1101 LOWELL SPENCER MTN
MCADENVILLE RD
937 MILLER ST
MARIETTA ST
524 BLACKSNAKE ROAD
1109 W. CARROLL STREET

Number of Sites: 13**COUNTY: GATES****Site**

GATESVILLE DUMP

ID

NONCD0000326

City

GATESVILLE

Street Address

257 CARTERS ROAD

Number of Sites: 1**COUNTY: GRAHAM****Site**

ROBBINSVILLE DUMP
USFS-MASSEY BRANCH

ID

NONCD0000329
NONCD0000247

City

ROBBINSVILLE
ROBBINSVILLE

Street Address

569 OLD TALLULAH RD
MASSEY BRANCH RD

Number of Sites: 2**COUNTY: GRANVILLE****Site**

CITYOF OXFORD LF
CREEDMORE DUMP
OXFORD DUMP
STOVALL DUMP

ID

NONCD0000593
NONCD0000333
NONCD0000331
NONCD0000330

City

OXFORD
CREEDMOOR
OXFORD
STOVALL

Street Address

EAST INDUSTRY DRIVE
PARK AVE
EAST INDUSTRY DRIVE
CRAWFORD CURRIN ROAD (SR

COUNTY: GREENE**Site**

HOOKERTON DUMP
SNOW HILL DUMP
WALSTONBURG DUMP

Number of Sites: 3**ID**

NONCD0000335
NONCD0000337
NONCD0000334

City

HOOKERTON
SNOW HILL
WALSTONBURG

Street Address

BEHIND HOOKERTON WWTP
DANIEL RD.
NC HIGHWAY 121

COUNTY: GUILFORD**Site**

BINGHAM PARK
BUD HOLDING COMPANY
GLASS EH COUNTY LF
GREENSBORO CITY LANDFILL
JACKSON LAKE ROAD LANDFILL

Number of Sites: 5**ID**

NONCD0000244
NONCD0000673
NCD980557607
NCD991279027
NONCD0000820

City

GREENSBORO
GREENSBORO
GREENSBORO
GREENSBORO
HIGH POINT

Street Address

400 BINGHAM ST
SHARP'S AIRPARK CT
1103 NEALTOWN RD
2199 WHITE STREET
1315 JACKSON LAKE ROAD

COUNTY: HALIFAX**Site**

ENFIELD REFUSE DISPOSAL
HALIFAX DUMP
LITTLETON DUMP
ROANOKE RAPIDS CITY LF
ROANOKE RAPIDS LANDFILL
ROANOKE RAPIDS LF (HINSON ST)
SCOTLAND NECK DUMP
STRICKLAND CIRCLE LF
WELDON CITY LANDFILL
WELDON REFUSE DISPOSAL

Number of Sites: 10**ID**

NONCD0000340
NONCD0000343
NONCD0000339
NONCD0000347
NONCD0000341
NONCD0000790
NONCD0000344
NONCD0000789
NONCD0000346
NONCD0000342

City

ENFIELD
HALIFAX
LITTLETON
THELMA
ROANOKE RAPIDS
ROANOKE RAPIDS
SCOTLAND NECK
ROANOKE RAPIDS
WELDON
WELDON

Street Address

HWY 301 N
DOBBS STREET
HACKETT STREET
HWY 158
GODLEY STREET (SR 1452)
HINSON ST
MARY CHAPEL ROAD (SR 1117)
STRICKLAND CIRCLE &
1128 COUNTY ROAD (SR 1600)
HWY 301 S

COUNTY: HARNETT**Site**

ANGIER REFUSE DUMP
BUIES CREEK DUMP
COATS MODIFIED LDFL
COATS REFUSE DISPOSAL
DUNN-ERWIN DUMP
JOHNSONVILLE MODIFIED LDFL
LILLINGTON DUMP
LILLINGTON MODIFIED LDFL
MASON'S STORE MODIFIED LDFL

Number of Sites: 9**ID**

NONCD0000349
NONCD0000348
NONCD0000745
NONCD0000353
NONCD0000352
NONCD0000749
NONCD0000350
NONCD0000746
NONCD0000747

City

ANGIER
BUIES CREEK
COATS
COATS
ERWIN
JOHNSONVILLE
LILLINGTON
LILLINGTON
MAMERS

Street Address

RAELS CHURCH ROAD (SR
KEITH HILLS ROAD
MCGEE BAREFOOT ROAD
NC HWY 27
OLD HAMILTON ROAD
CAMERON HILL RD
EAST DUNCAN STREET
US HWY 401
TIM CURRIN ROAD

COUNTY: HAYWOOD**Site**

HAZELWOOD DUMP
HOGLEN REFUSE DISPOSAL
REYNOLD'S SCHOOL ROAD
TOWN OF WAYNESVILLE DUMP

Number of Sites: 4**ID**

NONCD0000355
NONCD0000800
NONCD0000813
NONCD0000356

City

WAYNESVILLE
WAYNESVILLE
CANTON
WAYNESVILLE

Street Address

HYATT CREEK RD. (SR 1160)
160 WHITE RIDGE (SR 1338)
REYNOLD'S SCHOOL ROAD
BIBLE BAPTIST RD.

COUNTY: HENDERSON**Site**

HENDERSON CO. LANDFILL
HENDERSON DUMP
MISTY VIEW DR LF
MUD CREEK DUMP
SALUDA REFUSE DUMP

ID

NCD980557961
NONCD0000359
NONCD0000761
NONCD0000798
NONCD0000505

City

HENDERSONVILLE
HENDERSONVILLE
HENDERSONVILLE
HENDERSONVILLE
SALUDA

Street Address

STONEY MOUNTAIN RD.
WILLIAMS ST.
MISTY VIEW DR
LINCOLN CIRCLE
CHESTNUT ST.

COUNTY: HERTFORD**Site**

AHOSKIE DUMP
AULANDER REFUSE DISPOSAL
HERTFORD CO LDFL
MURFREESBORO DUMP
POWELLSVILLE REFUSE DISPOSAL
WINTON DUMP

ID

NONCD0000361
NONCD0000138
NONCD0000718
NONCD0000362
NONCD0000137
NONCD0000360

City

AHOSKIE
AULANDER
UNION
MURFREESBORO
AHOSKIE
WINTON

Street Address

LEE JERNIGAN ROAD (SR 1101)
SR 1112
SR 1189
OLD US 258
406 MOORETOWN ROAD
SR 1174

Number of Sites: 6

COUNTY: HOKE**Site**

CLYDE LEACH DUMP
RAEFORD DUMP
RAEFORD DUMP #2

ID

NONCD0000363
NONCD0000364
NONCD0000801

City

ARABIA
RAEFORD
RAEFORD

Street Address

ASPEN LOOP
VASS RD. (SR 1300)
US-401 BYPASS (FAYETTEVILLE

Number of Sites: 3

COUNTY: HYDE**Site**

ENGLEHARD DUMP
FAIRFIELD DUMP
NEW HOLLAND DUMP
OCRACOCK DUMP
SOUND SHORES LOTS 18 & 19
SWAN QUARTER DUMP

ID

NONCD0000367
NONCD0000365
NONCD0000368
NONCD0000369
NONCD0000775
NONCD0000366

City

ENGLEHARD
FAIRFIELD
SWAN QUARTER
OCRACOCK
OCRACOCK
SWAN QUARTER

Street Address

US HWY. 264 EAST
NC HWY 94
20577 US HWY. 264 EAST
SR 1358
SOUND SHORES
SR 1127

Number of Sites: 6

COUNTY: IREDELL**Site**

ALBERT MCCLURE BALL FIELD
COUNTY GARBAGE
HARMONY REFUSE DISPOSAL
MARBLE ROAD DISPOSAL
MOORESVILLE DUMP
MOORESVILLE LANDFILL
OLD LOVE VALLEY DUMP
STATESVILLE DUMP

ID

NONCD0000623
NONCD0000372
NONCD0000370
NONCD0001129
NONCD0000376
NONCD0000374
NONCD0000167
NONCD0000371

City

STATESVILLE
STATESVILLE
HARMONY
STATESVILLE
MOORESVILLE
MOORESVILLE
LOVE VALLEY
STATESVILLE

Street Address

1230 MUSEUM RD
TWIN OAKS RD
TOMLIN RD
MARBLE & TAYLORSVILLE
439 RINEHARDT RD
2586 CHARLOTTE HWY
M&M LANE
402 SIGNAL HILL DR

Number of Sites: 8

COUNTY: JACKSON**Site**

CASHIER'S REFUSE DISPOSAL
SYLVA DUMP
WOODFIN CREEK DUMP

ID

NONCD0000377
NONCD0000378
NONCD0000796

City

CASHIERS
SYLVA
SYLVA

Street Address

NC HWY. 107
GUNSMOKE RD.
MARIAH DR.

Number of Sites: 3

COUNTY: JOHNSTON**Site**

BENSON REFUSE DUMP
CLAYTON BALL FIELD
FOUR OAKS DUMP
KENLY DUMP
NEWTON GROVE DUMP
OLD SMITHFIELD LANDFILL
PINE LEVEL DUMP
PRINCETON DUMP
SELMA REFUSE DUMP
SMITHFIELD REFUSE DUMP

ID

NONCD0000384
NCD980844732
NONCD0000379
NONCD0000380
NONCD0000559
NONCD0000777
NONCD0000382
NONCD0000383
NONCD0000381
NONCD0000385

City

BENSON
CLAYTON
FOUR OAKS
KENLY
NEWTON GROVE
SMITHFIELD
PINE LEVEL
PRINCETON
SELMA
SMITHFIELD

Street Address

MASSENGILL FARM ROAD
CITY ROAD
123 CIVITAN RD
S. RAILROAD STREET
HARPERS HOUSE ROAD (SR
E. HUNTLEY ST.
7714 RAINS CROSSROADS
PROGRESSIVE CHURCH ROAD
1661 NC HWY 96 N.
E. HUNTLEY ST

Number of Sites: 10

COUNTY: JONES**Site**

MAYSVILLE REFUSE DISPOSAL
POLLOCKSVILLE DUMP
POLLOCKSVILLE DUMP #2
TRENTON REFUSE DISPOSAL

ID

NONCD0000387
NONCD0000388
NONCD0000776
NONCD0000386

City

MAYSVILLE
MAYSVILLE
POLLOCKSVILLE
TRENTON

Street Address

WEST SIXTH STREET
144 WHITE OAK RIVER ROAD
235 BEAUFORT RD.
504 LANDFILL ROAD

Number of Sites: 4**COUNTY: LEE****Site**

BROADWAY DUMP
LEE COUNTY LF
SANFORD DUMP

ID

NONCD0000389
NCD980503015
NONCD0000390

City

BROADWAY
SANFORD
SANFORD

Street Address

DALRYMPLE FARM ROAD
LANDFILL RD
VALLEY ROAD

Number of Sites: 3**COUNTY: LENOIR****Site**

CARTER HILL SANITATION
CARTER'S REFUSE DISPOSAL
CASWELL SCHOOL DUMP
DOBBS FARM DUMP
EVERETT GARBAGE SERVICE DUMP
KENNEDY HOME DUMP
KINSTON DEMOLITION LF
LA GRANGE REFUSE DISPOSAL
PINK HILL DUMP
SEVEN SPRINGS DUMP

ID

NONCD0000815
NCN000407588
NONCD0000392
NONCD0000391
NONCD0000396
NONCD0000393
NCD075588913
NONCD0000394
NONCD0000397
NONCD0000398

City

KINSTON
KINSTON
KINSTON
KINSTON
KINSTON
KINSTON
KINSTON
LA GRANGE
PINK HILL
SEVEN SPRINGS

Street Address

BRITISH ROAD
LAKE STREET
HULL ROAD
3060 DOBBS FARM ROAD
END OF HENRY BLVD.
CEDAR DELL LANE (SR 1338)
DAVIS STREET
KING STREET
SR 1103
JONES ROAD

Number of Sites: 10**COUNTY: LINCOLN****Site**

ABATTOIR LANDFILL
DENVER LANDFILL
HOWARD CREEK LANDFILL
JONES AIRPORT LANDFILL
LINCOLNTON REFUSE DISPOSAL
MACHPELAH LANDFILL
NORTH BROOK LANDFILL
TIN MINE LANDFILL

ID

NONCD0000401
NONCD0000408
NONCD0000402
NONCD0000400
NONCD0000405
NONCD0000407
NONCD0000403
NONCD0000406

City

LINCOLNTON
DENVER
LINCOLNTON
LINCOLNTON
LINCOLNTON
IRON STATION
VALE
LINCOLNTON

Street Address

2457 INDUSTRIAL PARK RD.
2585 NORTH HWY. 16
801 ALF HOOVER RD.
SUNNY HILL DR. (SR 1650)
FRINGEWOOD LANE
MOUNT ZION CHURCH RD.
NORTH BROOK #3 SCHOOL RD.
TIN MINE RD.

Number of Sites: 8**COUNTY: MACON****Site**

HIGHLANDS REFUSE DISPOSAL
LEDFORD PICK-UP SERVICE

ID

NONCD0000413
NONCD0000411

City

HIGHLANDS
FRANKLIN

Street Address

1080 RICH GAP RD
GEORGIA RD

Number of Sites: 2**COUNTY: MADISON****Site**

HOT SPRINGS REFUSE DISPOSAL
MARS HILL REFUSE DISPOSAL
MARSHALL REFUSE DISPOSAL

ID

NONCD0000416
NONCD0000415
NONCD0000414

City

HOT SPRINGS
MARS HILL
MARSHALL

Street Address

COGDILLS DR
PARK DRIVE
COTTON MILL HILL RD

Number of Sites: 3

COUNTY: MARTIN**Site**

HAMILTON DUMP
HOBGOOD DUMP
JAMESVILLE DUMP
OAK CITY DUMP
ROBERSONVILLE DUMP
WILLIAMSTON DUMP

ID

NONCD0000418
NONCD0000345
NONCD0000421
NONCD0000417
NONCD0000420
NONCD0000419

City

HAMILTON
HOBGOOD
JAMESVILLE
OAK CITY
ROBERSONVILLE
WILLIAMSTON

Street Address

JOHNSON BRIDGE ROAD (SR
NC 125 E
ASTORIA ROAD
8505 NC HWY 125
NC HWY 903 S
US 64 E

Number of Sites: 6**COUNTY: MCDOWELL****Site**

GREENLEE POTHOLES
LINVILLE FALLS REFUSE DISPOSAL
LITTLE SWITZERLAND LANDFILL
MARION REFUSE DISPOSAL
OLD FORT REFUSE DISPOSAL

ID

NONCD0000795
NONCD0000423
NONCD0000422
NONCD0000425
NONCD0000424

City

MARION
LINVILLE FALLS
LITTLE
MARION
OLD FORT

Street Address

OLD GREENLEE RD
NC HWY 183
HWY 226-A
HWY 226
LACKEYTOWN RD

Number of Sites: 5**COUNTY: MECKLENBURG****Site**

DAVIDSON LANDFILL
DAVIDSON SANITARY LANDFILL
DOUBLE OAKS LANDFILL
MCALPINE CREEK PARK
OLD CHARLOTTE LDFL/ VANGUARD CENTER
PINEVILLE DUMP
SOUTHSIDE PARK LANDFILL
STATESVILLE RD. LF

ID

NONCD0000428
NONCD0000184
NONCD0000806
NONCD0000698
NONCD0001065
NONCD0000427
NONCD0000807
NCD000605097

City

DAVIDSON
DAVIDSON
CHARLOTTE
CHARLOTTE
CHARLOTTE
PINEVILLE
CHARLOTTE
CHARLOTTE

Street Address

GREY RD. (SR 2417)
FISHER RD. (SR 2419)
DOUBLE OAKS RD
811 MONROE RD
77 CENTER
SAM MEEKS RD. (SR 3638)
2645 TOOMEY AVENUE
3200 NORTHERLY RD.

Number of Sites: 8**COUNTY: MITCHELL****Site**

BAKERSVILLE REFUSE DISPOSAL
SPRUCE PINE REFUSE DISPOSAL

ID

NONCD0000431
NONCD0000432

City

BAKERVILLE
SPRUCE PINE

Street Address

WHITE OAK RD
BEAVER CREEK RD

Number of Sites: 2**COUNTY: MONTGOMERY****Site**

BISCOE OLD TOWN DUMP
CANDOR DUMP
HURLEY'S DUMP
MOUNT GILEAD DUMP
TROY LANDFILL

ID

NONCD0000672
NONCD0000433
NONCD0000435
NONCD0000434
NONCD0000436

City

BISCOE
CANDOR
BISCOE
MT GILEAD
TROY

Street Address

303 MARTIN RD
WEST RIDGE LANE
ALTERNATE HYW 220
HEARNE FARM ROAD (SR 1128)
MOUNT OLIVE CHURCH ROAD

Number of Sites: 5**COUNTY: MOORE****Site**

ABERDEEN DUMP
CAMERON DUMP
CARTHAGE DUMP
EAGLE SPRINGS DUMP
MOORE COUNTY FL - CARTHAGE
OLD ROBBINS-HIGH FALLS LF
PINE BLUFF DUMP
ROBBINS DUMP
SOUTHERN PINES DUMP
SOUTHERN PINES LANDFILL
VASS DUMP
WEST END DUMP
WICKER PARK LANDFILL

ID

NONCD0000443
NONCD0000442
NONCD0000446
NONCD0000439
NONCD0000720
NONCD0000445
NONCD0000440
NONCD0000437
NONCD0000762
NONCD0000447
NONCD0000441
NONCD0000438
NONCD0000670

City

ABERDEEN
CAMERON
CARTHAGE
EAGLE SPRINGS
CARTHAGE
ROBBINS
PINE BLUFF
ROBBINS
SOUTHERN PINES
SOUTHERN PINES
VASS
WEST END
PINEHURST

Street Address

517 SOUTH SANDHILLS BLVD.
KELLY RD.
SUNSET DR.
NC 211
JOEL RD. (SR 1833)
RITTER RD.
WEST BOSTON AVE.
CHEYENNE RD.
WEST MORGANTON RD.
WOOSTER RD.
ROLLINS DR.
CARTHAGE RD.
MAGNOLIA RD.

COUNTY: NASH**Site**

BAILEY DUMP
BATTLEBORO DUMP
CASTALIA REFUSE DUMP
MIDDLESEX DUMP
NASH COUNTY LF (RED OAK LF)
NASH COUNTY LF (SPRING HOPE)
NASHVILLE DUMP
ROCKY MOUNT LANDFILL
SHARPSBURG DUMP
SPRING HOPE DUMP
WHITAKERS DUMP

ID

NONCD0000454
NONCD0000451
NONCD0000448
NONCD0000449
NCD980559330
NCD980559355
NONCD0000456
NONCD0000455
NONCD0000450
NONCD0000452
NONCD0000453

City

BAILEY
BATTLEBORO
CASTALIA
MIDDLESEX
RED OAK
SPRING HOPE
NASHVILLE
ROCKY MOUNT
SHARPSBURG
SPRING HOPE
WHITAKERS

Street Address

STONE HERITAGE ROAD (S.R.
752 W. BATTLEBORO AVE.
SIMMONS ROAD
BAINES LANE
RED OAK - BATTLEBORO ROAD
OFF S.R. 1145
J.W. GLOVER MEMORIAL PARK,
COMMUNITY DRIVE
LANGLEY DRIVE
NC 581, CP&L POLE ZWH214
US 301 NORTH, NEAR PERRY'S

Number of Sites: 11

COUNTY: NEW HANOVER**Site**

BARFIELD'S DUMP
BLUE CLAY RD. LF
BURNT MILL CREEK LF
CAROLINA BEACH REFUSE DISPOSAL
CASTLE HAYNE SERVICE DUMP
EAST LAKE SHORE DRIVE LF
FLEMINGTON LF
KURE BEACH REFUSE DISPOSAL
MCRAE STREET LF
MILITARY CUTOFF LANDFILL
NEW HANOVER CO & CAROLINA BEACH LANDFILL
NEW HANOVER CO. LANDFILL
OPTIMIST BALL PARK
RURAL GARBAGE SERVICE
TALLMAN CLAY PIT
TOWN OF WRIGHTSVILLE BEACH OLD LANDFILL
WILMINGTON LANDFILL
WILMINGTON LDFL (KIDDER ST)
WISTERIA DR. LF
WRIGHTSVILLE BEACH DUMP

ID

NONCD0000457
NONCD0000465
NONCD0000695
NONCD0000458
NONCD0000459
NONCD0000757
NCD980503056
NONCD0000461
NCD986171973
NONCD0000462
NCD990715070
NONCD0000463
NONCD0000760
NONCD0000467
NONCD0000759
NONCD0000404
NONCD0000466
NONCD0000756
NONCD0000758
NONCD0000464

City

WILMINGTON

WILMINGTON
CAROLINA BEACH
CASTEL HAYNE
WILMINGTON
WILMINGTON
KURE BEACH
WILMINGTON
WILMINGTON
CAROLINA BEACH
CAROLINA BEACH
WILMINGTON

WILMINGTON
WILMINGTON
WILMINGTON
WILMINGTON
WILMINGTON
WRIGHTSVILLE

Street Address

SOUTHERLANDS AVE.
JUVENILE CENTER DR.
STANLEY ST.
DOW RD.
5 MILES OFF HWY. 17 OFF SR
EAST LAKE SHORE DRIVE
205 SUTTON STEAM PLANT
SUNNY POINT SAFETY ZONE
MCRAE ST
620 OLD MACCUMBER
DOW RD.
DOW RD.
SOUTH FRONT STREET
SR 1524
16TH STREET
910 OLD MCCUMBER STATION
MARTIN LUTHER KING
1225 13TH ST.
2126 WISTERIA DR.
200 PARMELE BLVD.

Number of Sites: 20

COUNTY: NORTHAMPTON**Site**

CONWAY REFUSE DISPOSAL
GASTON REFUSE DISPOSAL
JACKSON REFUSE DISPOSAL
RICH SQUARE REFUSE DISPOSAL
SEABOARD REFUSE DISPOSAL
SEVERN REFUSE DISPOSAL
WOODLAND REFUSE DISPOSAL

ID

NONCD0000470
NONCD0000475
NONCD0000469
NONCD0000473
NONCD0000471
NONCD0000472
NONCD0000468

City

CONWAY
GASTON
JACKSON
RICH SQUARE
SEABOARD
SEVERN
WOODLAND

Street Address

DELOATCH MILL ROAD (SR
PORCH DRIVE (SR 1219)
LANDFILL ROAD (SR 1378)
HART SWAMP ROAD (SR 1106)
PEANUT MARKET ROAD (SR
259 ROYAL WATSON RD (NC
BAUGHAN DRIVE (SR 1533)

Number of Sites: 7

COUNTY: ONSLOW**Site**

CAMP DAVIS LANDFILL
HENDERSON DR. LDFL
HOLLY RIDGE REFUSE DISPOSAL
JACKSONVILLE DUMP
JACKSONVILLE LF - GEORGETOWN RD.
JACKSONVILLE WWTP LANDFILL AT STURGEON
KERR CITY PARK
ONSLOW PINES RD. LDFL
PHILLIPS PARK LANDFILL
RAY'S RURAL DUMP
RICHLANDS REFUSE DISPOSAL
SWANSBORO DUMP

ID

NONCD0000683
NONCD0000680
NONCD0000478
NONCD0000479
NCD980502991
NONCD0000679
NONCD0000678
NONCD0000681
NONCD0000677
NONCD0000481
NONCD0000477
NONCD0000476

City

HOLLY RIDGE
JACKSONVILLE
HOLLY RIDGE
JACKSONVILLE
JACKSONVILLE
JACKSONVILLE
JACKSONVILLE
JACKSONVILLE
JACKSONVILLE
JACKSONVILLE
JACKSONVILLE
RICHLANDS
SWANSBORO

Street Address

NC 50
HENDERSON DRIVE & RIVER
E. OCEAN BLVD. (NC 50)
US 17 AND CHANEY CREEK
GEORGETOWN RD.
LOYOLA DRIVE & WARDOLA
KERR STREET
ONSLOW PINES ROAD
HIGHWAY 17 NORTH AND
BRIDGET LANE
JIMMY POWELL LANE
GLANCY ROAD (SR 1559)

COUNTY: ORANGE**Site**

CHAPEL HILL LANDFILL
HILLSBOROUGH DUMP
UNIVERSITY OF NC/OLD SANITARY LF

ID

NONCD0000484
NONCD0000483
NCD980557615

City

CHAPEL HILL
HILLSBOROUGH
CHAPEL HILL

Street Address

1000 ESTES DRIVE EXTENSION
TORAIN STREET
MUNICIPAL DRIVE

Number of Sites: 3

COUNTY: PAMLICO**Site**

ARAPAHOE LDFL
BAYBORO DUMP
ORIENTAL DUMP

ID

NONCD0000717
NONCD0000485
NONCD0000486

City

ARAPAHOE
BAYBORO
ORIENTAL

Street Address

LEES LANDING RD
NEALS CREEK ROAD
SR 1308

Number of Sites: 3

COUNTY: PENDER**Site**

ATKINSON DUMP
BURGAW DUMP
KIRKLAND'S DUMP

ID

NONCD0000489
NONCD0000490
NONCD0000491

City

ATKINSON
BURGAW
HAMPSTEAD

Street Address

SLOCUM TRAIL (SR 1100)
PINEY WOODS RD. (SR 1216)
PERKINS RD.

Number of Sites: 3

COUNTY: PERQUIMANS**Site**

HERTFORD DUMP

ID

NONCD0000492

City

HERTFORD

Street Address

HWY. BUS. 17 AT BEAR

Number of Sites: 1

COUNTY: PERSON**Site**

ROXBORO DUMP

ID

NONCD0000494

City

ROXBORO

Street Address

MOUNTAIN ROAD

Number of Sites: 1

COUNTY: PITT**Site**

AYDEN REFUSE DUMP
BETHEL REFUSE DUMP
FALKLAND DUMP
FARMVILLE REFUSE DISPOSAL
FOUNTAIN REFUSE DISPOSAL
GREENVILLE CITY LF
GRIFTON DUMP
GRIMESLAND REFUSE DUMP
LITTLEFIELD LDFL
UNKNOWN #1 - PITT
UNKNOWN #2 - PITT
WINTERVILLE DUMP

ID

NONCD0000502
NONCD0000501
NONCD0000498
NONCD0000497
NONCD0000496
NCD980557698
NONCD0000500
NONCD0000495
NONCD0000006
NONCD0000661
NONCD0000660
NONCD0000499

City

AYDEN
BETHEL
FALKLAND
FARMVILLE
FOUNTAIN
GREENVILLE
GRIFTON
GRIMESLAND
LITTLEFIELD

GREENVILLE
WINTERVILLE

Street Address

NORTH EAST AVENUE
BIG OAK ROAD
HWY. 222
HWY. 121
SOUTH LYNCH STREET
5TH STREET AND CEMETERY
CREEK SHORE DRIVE
GRIMESLAND BRIDGE ROAD
SR 1906 GARRIS ROAD
NORTH GREENE STREET
PACTOLUS HIGHWAY (NC 33)
REEDY BRANCH RD (SR 1131)

Number of Sites: 12

COUNTY: POLK**Site**

BURT BLACKWELL RD DUMP
COLUMBUS REFUSE DISPOSAL
LITTLE MOUNTAIN LDFL
TRYON REFUSE DISPOSAL

ID

NONCD0000332
NONCD0000503
NONCD0001056
NONCD0000504

City

MILL SPRING
COLUMBUS
COLUMBUS
TRYON

Street Address

BURT BLACKWELL RD
WATERTOWN DR.
SR 1522 - LITTLE MT. RD.
NEW MARKET RD.

Number of Sites: 4

COUNTY: RANDOLPH**Site**

ASHEBORO MUNICIPAL LF
C.A. BOWERS DUMP
COLERIDGE
FRANKLINVILLE DUMP
LIBERTY DUMP
MODERN GARBAGE DUMP
OLD RANDLEMAN TOWN DUMP
PLEASANT RIDGE (BURGESS DUMP)
RAMSEUR
RANDLEMAN DUMP
SEAGROVE DUMP

ID

NCD980557557
NONCD0000510
NONCD0000663
NONCD0000508
NONCD0000512
NONCD0000513
NCD986197374
NONCD0000662
NONCD0000506
NONCD0000511
NONCD0000507

City

ASHEBORO
TRINITY
COLERIDGE
FRANKLINVILLE
LIBERTY
RANDLEMAN
RANDLEMAN
RAMSEUR
RAMSEUR
RANDLEMAN
SEAGROVE

Street Address

OFF OLD US 64
3904, 3906 FULLER MILL RD
4930 NC 22/NC 42
SUNSET AVE.
5876 SANDY CREEK CHURCH
1200 FOX COUNTRY
RANDELMAN LAKE RD
PARKWOOD RD
339 RAMSEUR JULIAN RD
3475 APPLEWOOD RD
E OF 5377 RIDGE RD

Number of Sites: 11**COUNTY: RICHMOND****Site**

ELLERBE DUMP
HAMLET DUMP
HAMLET TRASH DISPOSAL AREA
OLD ELLERBE DUMP
OLD RICHMOND COUNTY LF
ROCKINGHAM DUMP
SUBURBAN WASTE & GARBAGE CO. DUMP
TOWN OF HAMLET LDFL

ID

NONCD0000516
NONCD0000515
NONCD0000519
NONCD0000304
NONCD0000594
NONCD0000517
NONCD0000518
NONCD0000750

City

ELLERBE
HAMLET
HAMLET
ELLERBE
ROCKINGHAM
ROCKINGHAM
ROCKINGHAM
HAMLET

Street Address

RAILROAD STREET
402 LAKESIDE DRIVE
133 CHALK ROAD
MAIN STREET
166 POPPY SEED DR
ORAL BESSIE LANE
COUNTY HOME ROAD
EAST HAMLET AVENUE

Number of Sites: 8**COUNTY: ROBESON****Site**

CITY OF LUMBERTON LDFL
FAIR BLUFF DUMP
FAIRMONT DUMP
JAMES DEBRAHL LAFAYETTE TRANSP. LDFL
LUMBER BRIDGE REFUSE DISPOSAL
LUMBERTON DUMP
MAXTON DUMP
PARKTON DUMP
PEMBROKE DUMP
RED SPRINGS DUMP
ROWLAND REFUSE DUMP
SANITATION SERVICE LF
TOWN OF MAXTON LDFL

ID

NONCD0000712
NONCD0000255
NONCD0000521
NONCD0000713
NONCD0000522
NONCD0000527
NONCD0000524
NONCD0000520
NONCD0000525
NONCD0000529
NONCD0000523
NCD980503106
NONCD0000714

City

LUMBERTON
FAIR BLUFF
FARIMONT
ROWLAND
LUMBER BRIDGE
HESTERTOWN
MAXTON
PARKTON
PEMBROKE
RED SPRINGS
ROWLAND
RENNERT
MAXTON

Street Address

ODUM ROAD (SR 1526)
NC 904
INDUSTRIAL DRIVE (SR 2300)
BRIGGS ROAD (SR-1159)
MCINTOSH ROAD (SR 1705)
SR 1544
US 74-BYPASS & NC 71
SR 1731
DEEP BRANCH ROAD
GREEN HILL DR.
CHERRY STREET
COVINGTON FARM ROAD (SR
MAXTON POND RD.

Number of Sites: 13**COUNTY: ROCKINGHAM****Site**

DRAPER DUMP
HOPKINS GARBAGE DUMP
LEAKSVILLE LANDFILL
MADISON LANDFILL
MAYODAN DISPOSAL
REIDSVILLE LANDFILL
SPRAY DUMP
STONEVILLE DUMP

ID

NONCD0000531
NONCD0000535
NONCD0000534
NONCD0000536
NONCD0000816
NONCD0000537
NONCD0000533
NONCD0000532

City

DRAPER
EDEN
EDEN
MADISON
MAYODAN
REIDSVILLE
EDEN
STONEVILLE

Street Address

PARK ST
338 BARNES RD
1050 KLYCE ST
OLD COVERED BRIDGE RD
7800 NC HWY 135
GOLDWATER TRAIL
7487 HWY 14
SNEAD RD

Number of Sites: 8

COUNTY: ROWAN**Site**

CANNON MILLS LANDFILL
CHINA GROVE DUMP
EAST SPENCER DUMP
I-85 LANDFILL
LANDIS WASTE DISPOSAL AREA
ROWAN COUNTY LANDFILL
SALISBURY LANDFILL
SPENCER LAND DISPOSAL AREA

ID

NCD003162666
NONCD0000540
NONCD0000541
NONCD0000763
NONCD0000539
NCD980557748
NONCD0000543
NONCD0000542

City

KANNAPOLIS
CHINA GROVE
EAST SPENCER
SALISBURY
CHINA GROVE
SALISBURY
SALISBURY
SPENCER

Street Address

614 8TH STREET
KIRK STREET
BROWN STREET (AKA SOUTH
REAMER CIRCLE
950 KIMBALL ROAD
NATIONAL GUARD ROAD
1920 OLD WILKESBORO ROAD
SOWERS FERRY RD.

Number of Sites: 8**COUNTY: RUTHERFORD****Site**

ALEXANDER MILLS DUMP
ARROWOOD DUMP
BOSTIC REFUSE DISPOSAL
CLIFFSIDE MILL DUMP
CLIFFSIDE REFUSE DISPOSAL
FOREST CITY DUMP #1
FOREST CITY DUMP #2
HAWKINS REFUSE DISPOSAL
HAYNES REFUSE DUMP
HENDRICKS DUMP
HORN OPEN DUMP
LAKE LURE DUMP
SPINDALE REFUSE DISPOSAL

ID

NONCD0000551
NONCD0000788
NONCD0000546
NONCD0000544
NONCD0000755
NONCD0000554
NONCD0000107
NONCD0000548
NONCD0000553
NONCD0000549
NONCD0000664
NONCD0000552
NONCD0000022

City

FOREST CITY
FOREST CITY
BOSTIC
CLIFFSIDE
CLIFFSIDE
FOREST CITY
FOREST CITY
FOREST CITY
FOREST CITY
FOREST CITY
FOREST CITY
LAKE LURE
SPINDALE

Street Address

US HIGHWAY 221-A
470 OLD HENRIETTA RD.
389 WEST CHURCH ST.
PEA RIDGE RD. (SR 1960)
US HIGHWAY 221-A
RIVERSIDE DR.
140/152 US 74 BUSINESS
CLIFFSIDE STREET
474 AVONDALE LANDFILL RD.
BROOKLYN RD.
184 WEST TRADE ST.
ISLAND CREEK RD.
1060 OLD BALL PARK RD.

Number of Sites: 13**COUNTY: SAMPSON****Site**

AUTRYVILLE LDFL
CLINTON DUMP
DUNN REFUSE DISPOSAL
GARLAND DUMP
KEENER LANDFILL
ROSEBORO DUMP
ROWAN ROAD LANDFILL
SALEMBURG DUMP
SAMPSON CO LDFL (CARTERS BRIDGE)
SAMPSON CO LDFL (INGOLD)
SAMPSON CO LDFL (IVANHOE)
SAMPSON CO LDFL (MT GILEAD)
SAMPSON CO LDFL (SPIVEYS CORNER)
SAMPSON CO LDFL (SUTTONTOWN)

ID

NONCD0000560
NONCD0000558
NONCD0000351
NONCD0000562
NCD981031693
NONCD0000561
NCN000407196
NONCD0000557
NONCD0000706
NONCD0000702
NONCD0000703
NONCD0000701
NONCD0000700
NONCD0000704

City

AUTRYVILLE
CLINTON
DUNN
GARLAND
CLINTON
ROSEBORO
CLINTON
SALEMBURG
GARLAND
INGOLD
IVANHOE
MT GILEAD
SPIVEYS CORNER
SUTTONTOWN

Street Address

SR 1233
ROYAL LANE
US HWY 421
SR 1133
10 TANGELWOOD LANE
NC 242
ROWAN ROAD
BUBBA GUMP LANE
SR 1134
EZZELL ROAD (SR 1142)
IVANHOE ROAD (SR 1100)
US 421
HUDSONTOWN ROAD (SR 1634)
PREACHER HENRY ROAD (SR

Number of Sites: 14**COUNTY: SCOTLAND****Site**

GIBSON REFUSE DUMP
LAURINBURG DUMP
SCOTLAND COUNTY COMM. DUMP
SCOTLAND COUNTY SANITARY LANDFILL

ID

NONCD0000564
NONCD0000565
NONCD0000563
NONCD0000804

City

GIBSON
LAURINBURG
LAURINBURG
LAURINBURG

Street Address

HUNSUCKER RD.
HALL ST.
12281 BARNES BRIDGE RD.
HIGHLAND ROAD

Number of Sites: 4

COUNTY: STANLY**Site**

ALBEMARLE DUMP
AQUADALE DUMP
CITY OF ALBEMARLE DUMP
NORWOOD DUMP
OAKBORO DUMP
RICHFIELD DUMP
STANFIELD DUMP

ID

NONCD0000571
NONCD0000568
NONCD0000751
NONCD0000570
NONCD0000569
NONCD0000566
NONCD0000567

City

ALBEMARLE
AQUADALE
ALBEMARLE
NORWOOD
OAKBORO
RICHFIELD
STANFIELD

Street Address

32311 NANNY DRIVE
12423 OLD AQUADALE ROAD
COBLE AVENUE
HWY 52
12566 GREENE ROAD
STATE STREET
SR 1147

Number of Sites: 7**COUNTY: STOKES****Site**

DANBURY DUMP
GORDON'S DUMP
KINGS DUMP
MONROE CRAIG LF
WALNUT COVE DUMP

ID

NONCD0000575
NONCD0000576
NONCD0000572
NONCD0000752
NONCD0000577

City

DANBURY
PINNACLE
KING
WALNUT COVE
WALNUT COVE

Street Address

SHEPPARD MILL RD.
1290 PERCH RD. (SR 1147)
BROWN RD. (SR 1128)
BRAY RD.
MIDDLETON LOOP (SR 1909)

Number of Sites: 5**COUNTY: SURRY****Site**

BEAULAH COMM. DUMP
ELKIN LANDFILL
GARBAGE SERVICE DUMP
MT. AIRY DUMP
PILOT MT. REFUSE DUMP
TWO BRIDGES LF
WASTEWATER TREATMENT ROAD LANDFILL
WEYERHAEUSER LF

ID

NONCD0000579
NONCD0000581
NONCD0000580
NONCD0000584
NONCD0000583
NONCD0000809
NONCD0000597
NONCD0000586

City

LOWGAP
ELKIN
MT AIRY
MT AIRY
PILOT MT
ELKIN
MOUNT AIRY
ELKIN

Street Address

124 PAULA LANE
BENGE DRIVE
PINE TERRACE DRIVE
CITY VIEW DRIVE
INDIGO LANE
STANDARD ST.
WASTEWATER TREATMENT
184 GENTRY ROAD

Number of Sites: 8**COUNTY: SWAIN****Site**

SWAIN COUNTY DUMP

ID

NONCD0000588

City

BRYSON CITY

Street Address

BUCKNER BRANCH RD

Number of Sites: 1**COUNTY: TRANSYLVANIA****Site**

BREVARD DUMP
DAVIDSON RIVER DUMP
LAKE TOXAWAY DUMP
ROSMAN DUMP

ID

NONCD0000208
NONCD0000591
NONCD0000592
NONCD0000590

City

BREVARD
PISGAH FOREST
LAKE TOXAWAY
ROSMAN

Street Address

ILLAHEE POINT (SR 1124)
POPLAR LANE
CATATOGA RESORT
OLD HWY. 64

Number of Sites: 4**COUNTY: TYRRELL****Site**

COLUMBIA DUMP
SCUPPERNONG COMM. DUMP

ID

NONCD0000595
NONCD0000596

City

COLUMBIA
SCUPPERNONG

Street Address

HOWARD STREET
CHAPEL HILL ROAD (SR 1114)

Number of Sites: 2**COUNTY: UNION****Site**

MARSHVILLE DUMP
MONROE LANDFILL
UNION COUNTY LF
WAXHAW DUMP

ID

NONCD0000600
NONCD0000599
NCD980503163
NONCD0000598

City

MARSHEVILLE
MONROE
MONROE
WAXHAW

Street Address

HASTY RD. (SR 1901)
RICHARDSON ST.
AUSTIN CHANEY RD.
8625 RICHARDSON-KING RD.

Number of Sites: 4

COUNTY: VANCE

Site	ID	City	Street Address
CLOSED CITY OF HENDERSON LDFL	NONCD0001001	HENDERSON	NC 39
RAMSEY STREET DUMP	NONCD0000814	HENDERSON	TERMINUS OF RAMSEY STREET
Number of Sites:	2		

COUNTY: WAKE

Site	ID	City	Street Address
APEX SANITARY LF	NCD980502793	APEX	451 W WILLIAMS ST
BENTLEY WOODS SITE	NONCD0000669	RALEIGH	SR 2006 OR PERRY CREEK RD
CARY DUMP	NONCD0000602	CARY	313 N DIXON ST
EAST WAKE COUNTY LF	NONCD0000614	KNIGHTDALE	SR 2655/ US 64
ELWOOD PINES DUMP	NONCD0000729	HOLLY SPRINGS	180 NEWSPAPER WAY
FUQUAY VARINA	NONCD0000606	FUQUAY VARINA	900 ANGIER RD
GARNER TRASH DUMP	NONCD0000604	GARNER	3175 BENSON RD
GILL STREET PARK	NONCD0000201	ZEBULON	N GILL ST
HOLLY SPRINGS DUMP	NONCD0000605	HOLLY SPRINGS	BASS LAKE RD
KNIGHTDALE DUMP	NONCD0000603	KNIGHTDALE	ROBERTSON
MANGUM ESTATES	NONCD0000812	WAKE FOREST	LEDBURY WAY
NC DEPT. OF AGRICULTURE LF	NONCD0000607	RALEIGH	SR 1656/TRINITY RD.
OLD HOLLY SPRINGS DUMP/ CARY SANITARY LFL	NONCD0000665	HOLLY SPRINGS	HOLLY SPRINGS RD
OLD RALEIGH #9-HOWARD JOHNSON CRABTREE	NCD980845903	RALEIGH	2102 CENTURY DRIVE
OLD RALEIGH LDFL #11 - DOROTHEA DIX	NONCD0000610	RALEIGH	DOROTHEA DIX HOSPITAL
OLD RALEIGH LF #1	NONCD0000684	RALEIGH	1430 S BLOUNT ST
OLD RALEIGH LF #10	NONCD0000693	RALEIGH	211 SIX FORKS RD
OLD RALEIGH LF #12	NONCD0000694	RALEIGH	SHIRLEY ST
OLD RALEIGH LF #2	NONCD0000685	RALEIGH	1401 CAPITAL BLVD
OLD RALEIGH LF #3	NONCD0000686	RALEIGH	1408 BROOKSIDE RD
OLD RALEIGH LF #4	NONCD0000687	RALEIGH	1817 CAPITAL BLVD
OLD RALEIGH LF #5	NONCD0000688	RALEIGH	2405 WADE AVE
OLD RALEIGH LF #6	NONCD0000689	RALEIGH	BLUFF ST
OLD RALEIGH LF #7	NONCD0000690	RALEIGH	2226 CAPITAL BLVD.
OLD RALEIGH LF #8	NONCD0000691	RALEIGH	INDUSTRIAL DR
OLD WALTON'S DUMP	NONCD0000753	MORRISVILLE	10310 CHAPEL HILL RD
ROLESVILLE DUMP	NONCD0000601	ROLESVILLE	HWY 401
ROWLAND LF	NCD065300113	RALEIGH	3000 GRESHAM LAKE RD
SOUTH SAUNDERS ST DUMP	NONCD0000668	RALEIGH	2603 SAUNDERS & 601
WALTON'S SANITATION SERVICE DUMP	NONCD0000696	MORRISVILLE	580 CHURCH ST
WE BUFFALOE, JR PRIVATE DUMP	NONCD0000667	GARNER	US-70
WENDELL DUMP	NONCD0000609	WENDELL	LAKE GLAD RD
ZEBULON DUMP	NONCD0000608	ZEBULON	509 HORTON ST
Number of Sites:	33		

COUNTY: WARREN

Site	ID	City	Street Address
MACON DUMP	NONCD0000617	MACON	DOC THOMPSON ROAD (SR
NORLINA DUMP	NONCD0000615	NORLINA	ROSE STREET (SR 1106)
WARRENTON DUMP	NONCD0000616	WARRENTON	HAMME MILL ROAD (SR 1602)
Number of Sites:	3		

COUNTY: WASHINGTON

Site	ID	City	Street Address
CRESWELL REFUSE DISPOSAL	NONCD0000620	CRESWELL	MAIN STREET AND
MACKEY'S DUMP	NONCD0000619		LANDFILL ROAD
PLYMOUTH REFUSE DUMP	NONCD0000621	PLYMOUTH	WATER STREET
ROPER REFUSE DISPOSAL	NONCD0000618	ROPER	CROSS STREET - ACROSS
Number of Sites:	4		

COUNTY: WAYNE**Site**

CHERRY HOSPITAL DUMP
EUREKA REFUSE DISPOSAL
FREMONT REFUSE DISPOSAL
GOLDSBORO DUMP
GOLDSBORO MUNICIPAL LF
KERMIT GURLEY DUMP
MT OLIVE LDFL
MT. OLIVE REFUSE DISPOSAL
PIKEVILLE DUMP
PIKEVILLE LDFL

ID

NONCD0000627
NONCD0000632
NONCD0000628
NONCD0000630
NCD980557649
NONCD0000626
NONCD0000709
NONCD0000631
NONCD0000629
NONCD0000708

City

GOLDSBORO
EUREKA
FREMONT
GOLDSBORO
GOLDSBORO
GOLDSBORO
MOUNT OLIVE
MOUNT OLIVE
PIKEVILLE
PIKEVILLE

Street Address

W. ASH STREET
WEST CHASE STREET
SR 1359
US HIGHWAY 117 BYPASS
US HIGHWAY 117 BYPASS
BUCK SWAMP ROAD
KELLY SPRINGS ROAD
EAST JAMES STREET

LEIGH DRIVE

Number of Sites: 10**COUNTY: WILKES****Site**

BETHEL DUMP
N. WILKESBORO DUMP
SOMERS ROAD DUMP
WILKESBORO REFUSE DISPOSAL

ID

NONCD0000792
NONCD0000634
NCD981477318
NONCD0000633

City

JONESVILLE
NORTH
HAMPTONVILLE
WILKESBORO

Street Address

314 NORTH RIVER RD
RIVER LIBERTY GROVE
2646 SOMERS ROAD
KELLY HILL RD

Number of Sites: 4**COUNTY: WILSON****Site**

BLACK CREEK DUMP
CITY OF WILSON LANDFILL-1
CITY OF WILSON LDFL-2
ELM CITY REFUSE DISPOSAL
SARATOGA DUMP
SIMS REFUSE DISPOSAL
STATONSBURG DUMP
WILSON SANITARY LF

ID

NONCD0000636
NONCD0000674
NONCD0000202
NONCD0000638
NONCD0000637
NONCD0000639
NONCD0000635
NONCD0000640

City

BLACK CREEK
WILSON
WILSON
ELM CITY
SARATOGA
SIMS
STANTONSBURG
WILSON

Street Address

NEAR SR 1628
105 GOLDSBORO ST. NE
6741 WARD BLVD
NORTH RAILROAD STREET
7340 CABIN BRANCH RD. (SR
7002 BRUCE ROAD
5345 NC HWY 222
4545 NW AIRPORT DRIVE

Number of Sites: 8**COUNTY: YADKIN****Site**

ARLINGTON DUMP
BOONVILLE DUMP
CHAMBERLAND-HODGE DUMP
FALL CREEK COMM. DUMP
JOYNER REFUSE DUMP
OLD YADKIN COUNTY LF
YADKINVILLE REFUSE DISPOSAL

ID

NONCD0000644
NONCD0000645
NONCD0000642
NONCD0000641
NONCD0000646
NONCD0000648
NONCD0000647

City

ARLINGTON
BOONVILLE
YADKINVILLE
BOONVILLE
YADKINVILLE
YADKINVILLE
YADKINVILLE

Street Address

345 SOUTH MAIN STREET
RIVER BEND ROAD

PULLIAM ROAD
1425 OLD STAGE ROAD
SIZEMORE ROAD
1141 TENNESSEE STREET

Number of Sites: 7**COUNTY: YANCEY****Site**

BURNSVILLE DUMP

ID

NONCD0000649

City

BURNSVILLE

Street Address

OLD FORK RD

Number of Sites: 1

F. Landfill Capacity Report FY 2022-2023

Alamance	0105-CDLF-1998	CD	Alexander	0201-CDLF-1997	CD	Avery	0603-CDLF-1996	CD
Cobles C&D Landfill			Alexander County CDLF			Avery County C&D Landfill		
Open Date	9/25/1998		Open Date	1/1/1998		Open Date	7/1/1996	
Survey Date	6/12/2023		Survey Date	5/11/2023		Survey Date	4/21/2022	
Years Open	24.7		Years Open	25.4		Years Open	25.8	
Fiscal Year Tons	25,635.00		Fiscal Year Tons	4,574.00		Fiscal Year Tons	16.00	
Total Tons Disposed to Date	758,250.00		Total Tons Disposed to Date	80,590.00		Total Tons Disposed to Date	74,875.00	
* Average Tons per Year	30,683.67		* Average Tons per Year	3,178.44		* Average Tons per Year	2,901.65	
Volume Used	1,226,356		Volume Used	159,712		Volume Used	222,138	
Volume Constructed	1,605,176		Volume Constructed	165,661		Volume Constructed	228,450	
Total Permitted Volume	6,935,903		Total Permitted Volume	269,193		Total Permitted Volume	228,450	
* Compaction Density	0.62		* Compaction Density	0.50		* Compaction Density	0.34	
* Remaining Volume for Future Construction	378,820		* Remaining Volume for Future Construction	5,949		* Remaining Volume for Future Construction	6,312	
* Remaining Permitted Volume	5,709,547		* Remaining Permitted Volume	109,481		* Remaining Permitted Volume	6,312	
* Approximate Constructed Remaining in Tons	234,222.6		* Approximate Constructed Remaining in Tons	3,001.8		* Approximate Constructed Remaining in Tons	2,127.6	
* Approximate Constructed Remaining in Years	7.6		* Approximate Constructed Remaining in Years	0.9		* Approximate Constructed Remaining in Years	0.7	
* Remaining Constructed in Fiscal Year Tons	9.1		* Remaining Constructed in Fiscal Year Tons	0.7		* Remaining Constructed in Fiscal Year Tons	133.0	
* Approximate Total Permitted Volume Remaining in Tons	3,530,185		* Approximate Total Permitted Volume Remaining in Tons	55,244		* Approximate Total Permitted Volume Remaining in Tons	2,128	
* Approximate Total Permitted Volume Remaining in Years	115.1		* Approximate Total Permitted Volume Remaining in Years	17.4		* Approximate Total Permitted Volume Remaining in Years	0.7	
* Approximate Total Tonnage Remaining in Fiscal Year Tons	137.7		* Approximate Total Tonnage Remaining in Fiscal Year Tons	12.1		* Approximate Total Tonnage Remaining in Fiscal Year Tons	133.0	
Brunswick	1007-CDLF-1997	CD	Buncombe	1107-CDLF-1998	CD	Burke	1203-CDLF-2014	CD
Brunswick County CDLF			Buncombe County C&D Unit			Burke County Johns River Waste Management		
Open Date	7/1/1998		Open Date	1/21/1998		Open Date	1/7/1998	
Survey Date	7/28/2023		Survey Date	4/28/2023		Survey Date	5/19/2023	
Years Open	25.1		Years Open	25.3		Years Open	25.4	
Fiscal Year Tons	17,516.00		Fiscal Year Tons	83,024.00		Fiscal Year Tons	7,505.00	
Total Tons Disposed to Date	710,544.00		Total Tons Disposed to Date	952,497.00		Total Tons Disposed to Date	9,346.00	
* Average Tons per Year	28,338.74		* Average Tons per Year	37,700.43		* Average Tons per Year	368.52	
Volume Used	1,068,081		Volume Used	1,524,194		Volume Used	18,156	
Volume Constructed	1,146,100		Volume Constructed	1,962,600		Volume Constructed	322,496	
Total Permitted Volume	1,146,100		Total Permitted Volume	2,492,600		Total Permitted Volume	322,496	
* Compaction Density	0.67		* Compaction Density	0.62		* Compaction Density	0.51	
* Remaining Volume for Future Construction	78,019		* Remaining Volume for Future Construction	438,406		* Remaining Volume for Future Construction	304,340	
* Remaining Permitted Volume	78,019		* Remaining Permitted Volume	968,406		* Remaining Permitted Volume	304,340	
* Approximate Constructed Remaining in Tons	51,902.4		* Approximate Constructed Remaining in Tons	273,968.0		* Approximate Constructed Remaining in Tons	156,662.4	
* Approximate Constructed Remaining in Years	1.8		* Approximate Constructed Remaining in Years	7.3		* Approximate Constructed Remaining in Years	425.1	
* Remaining Constructed in Fiscal Year Tons	3.0		* Remaining Constructed in Fiscal Year Tons	3.3		* Remaining Constructed in Fiscal Year Tons	20.9	
* Approximate Total Permitted Volume Remaining in Tons	51,902		* Approximate Total Permitted Volume Remaining in Tons	605,175		* Approximate Total Permitted Volume Remaining in Tons	156,662	
* Approximate Total Permitted Volume Remaining in Years	1.8		* Approximate Total Permitted Volume Remaining in Years	16.1		* Approximate Total Permitted Volume Remaining in Years	425.1	
* Approximate Total Tonnage Remaining in Fiscal Year Tons	3.0		* Approximate Total Tonnage Remaining in Fiscal Year Tons	7.3		* Approximate Total Tonnage Remaining in Fiscal Year Tons	20.9	
Cabarrus	1302-CDLF-2006	CD	Cabarrus	1306-CDLF-2000	CD	Catawba	1803-CDLF-	CD
Cabarrus County CDLF			Highway 49 C&D Landfill & Recycling Greenway Waste			Blackburn Resource Recovery C&D Facility		

Open Date	12/5/2006	Open Date	4/4/2000	Open Date	10/1/2002			
Survey Date	7/7/2023	Survey Date	6/2/2023	Survey Date	5/24/2023			
Years Open	16.6	Years Open	23.2	Years Open	20.6			
Fiscal Year Tons	16,770.00	Fiscal Year Tons	188,648.00	Fiscal Year Tons	54,409.00			
Total Tons Disposed to Date	386,300.00	Total Tons Disposed to Date	2,426,605.00	Total Tons Disposed to Date	726,301.00			
* Average Tons per Year	23,290.87	* Average Tons per Year	104,778.04	* Average Tons per Year	35,183.21			
Volume Used	671,679	Volume Used	3,704,652	Volume Used	1,161,614			
Volume Constructed	711,255	Volume Constructed	3,936,671	Volume Constructed	1,449,000			
Total Permitted Volume	876,581	Total Permitted Volume	5,995,188	Total Permitted Volume	1,449,000			
* Compaction Density	0.58	* Compaction Density	0.66	* Compaction Density	0.63			
* Remaining Volume for Future Construction	39,576	* Remaining Volume for Future Construction	232,019	* Remaining Volume for Future Construction	287,386			
* Remaining Permitted Volume	204,902	* Remaining Permitted Volume	2,290,536	* Remaining Permitted Volume	287,386			
* Approximate Constructed Remaining in Tons	22,761.2	* Approximate Constructed Remaining in Tons	151,976.1	* Approximate Constructed Remaining in Tons	179,688.6			
* Approximate Constructed Remaining in Years	1.0	* Approximate Constructed Remaining in Years	1.5	* Approximate Constructed Remaining in Years	5.1			
* Remaining Constructed in Fiscal Year Tons	1.4	* Remaining Constructed in Fiscal Year Tons	0.8	* Remaining Constructed in Fiscal Year Tons	3.3			
* Approximate Total Permitted Volume Remaining in Tons	117,844	* Approximate Total Permitted Volume Remaining in Tons	1,500,337	* Approximate Total Permitted Volume Remaining in Tons	179,689			
* Approximate Total Permitted Volume Remaining in Years	5.1	* Approximate Total Permitted Volume Remaining in Years	14.3	* Approximate Total Permitted Volume Remaining in Years	5.1			
* Approximate Total Tonnage Remaining in Fiscal Year Tons	7.0	* Approximate Total Tonnage Remaining in Fiscal Year Tons	8.0	* Approximate Total Tonnage Remaining in Fiscal Year Tons	3.3			
Cleveland	2301-CDLF-1997	CD	Cumberland	2601-CDLF-1997	CD	Dare	2803-CDLF-1995	CD
Cleveland County CDLF			Cumberland County C&D Unit			Dare County C&D Landfill		
Open Date	1/1/1998		Open Date	1/1/1998		Open Date	11/15/1995	
Survey Date	6/27/2023		Survey Date	3/1/2023		Survey Date	5/9/2023	
Years Open	25.5		Years Open	25.2		Years Open	27.5	
Fiscal Year Tons	67,881.00		Fiscal Year Tons	64,523.00		Fiscal Year Tons	17,019.00	
Total Tons Disposed to Date	1,281,099.00		Total Tons Disposed to Date	879,364.00		Total Tons Disposed to Date	455,240.00	
* Average Tons per Year	50,270.89		* Average Tons per Year	34,949.70		* Average Tons per Year	16,566.35	
Volume Used	1,363,382		Volume Used	1,459,168		Volume Used	1,187,791	
Volume Constructed	2,645,400		Volume Constructed	1,697,278		Volume Constructed	1,478,100	
Total Permitted Volume	2,645,400		Total Permitted Volume	2,026,570		Total Permitted Volume	3,044,300	
* Compaction Density	0.94		* Compaction Density	0.60		* Compaction Density	0.38	
* Remaining Volume for Future Construction	1,282,018		* Remaining Volume for Future Construction	238,110		* Remaining Volume for Future Construction	290,309	
* Remaining Permitted Volume	1,282,018		* Remaining Permitted Volume	567,402		* Remaining Permitted Volume	1,856,509	
* Approximate Constructed Remaining in Tons	1,204,645.5		* Approximate Constructed Remaining in Tons	143,496.4		* Approximate Constructed Remaining in Tons	111,265.6	
* Approximate Constructed Remaining in Years	24.0		* Approximate Constructed Remaining in Years	4.1		* Approximate Constructed Remaining in Years	6.7	
* Remaining Constructed in Fiscal Year Tons	17.7		* Remaining Constructed in Fiscal Year Tons	2.2		* Remaining Constructed in Fiscal Year Tons	6.5	
* Approximate Total Permitted Volume Remaining in Tons	1,204,645		* Approximate Total Permitted Volume Remaining in Tons	341,943		* Approximate Total Permitted Volume Remaining in Tons	711,537	
* Approximate Total Permitted Volume Remaining in Years	24.0		* Approximate Total Permitted Volume Remaining in Years	9.8		* Approximate Total Permitted Volume Remaining in Years	43.0	
* Approximate Total Tonnage Remaining in Fiscal Year Tons	17.7		* Approximate Total Tonnage Remaining in Fiscal Year Tons	5.3		* Approximate Total Tonnage Remaining in Fiscal Year Tons	41.8	

Edgecombe	3301-CDLF-1997	CD	Forsyth	3412-CDLF-1995	CD	Gaston	3606-CDLF-1995	CD
Edgecombe County CDLF			Winston-Salem, City of Old Salisbury Road CDLF			Gaston County C&D Landfill		
Open Date	12/30/1997		Open Date	8/1/1996		Open Date	2/5/1999	
Survey Date	4/7/2023		Survey Date	1/10/2023		Survey Date	6/13/2023	
Years Open	25.3		Years Open	26.4		Years Open	24.4	

Fiscal Year Tons	10,338.00	Fiscal Year Tons	33,751.00	Fiscal Year Tons	101,100.00			
Total Tons Disposed to Date	504,567.00	Total Tons Disposed to Date	1,690,503.00	Total Tons Disposed to Date	1,379,300.00			
* Average Tons per Year	19,968.91	* Average Tons per Year	63,932.10	* Average Tons per Year	56,643.73			
Volume Used	947,711	Volume Used	3,261,765	Volume Used	1,137,647			
Volume Constructed	1,700,000	Volume Constructed	4,030,000	Volume Constructed	1,482,196			
Total Permitted Volume	1,700,000	Total Permitted Volume	4,030,000	Total Permitted Volume	1,482,196			
* Compaction Density	0.53	* Compaction Density	0.52	* Compaction Density	1.21			
* Remaining Volume for Future Construction	752,289	* Remaining Volume for Future Construction	768,235	* Remaining Volume for Future Construction	344,549			
* Remaining Permitted Volume	752,289	* Remaining Permitted Volume	768,235	* Remaining Permitted Volume	344,549			
* Approximate Constructed Remaining in Tons	400,523.2	* Approximate Constructed Remaining in Tons	398,159.8	* Approximate Constructed Remaining in Tons	417,736.3			
* Approximate Constructed Remaining in Years	20.1	* Approximate Constructed Remaining in Years	6.2	* Approximate Constructed Remaining in Years	7.4			
* Remaining Constructed in Fiscal Year Tons	38.7	* Remaining Constructed in Fiscal Year Tons	11.8	* Remaining Constructed in Fiscal Year Tons	4.1			
* Approximate Total Permitted Volume Remaining in Tons	400,523	* Approximate Total Permitted Volume Remaining in Tons	398,160	* Approximate Total Permitted Volume Remaining in Tons	417,736			
* Approximate Total Permitted Volume Remaining in Years	20.1	* Approximate Total Permitted Volume Remaining in Years	6.2	* Approximate Total Permitted Volume Remaining in Years	7.4			
* Approximate Total Tonnage Remaining in Fiscal Year Tons	38.7	* Approximate Total Tonnage Remaining in Fiscal Year Tons	11.8	* Approximate Total Tonnage Remaining in Fiscal Year Tons	4.1			
Greene	4002-CDLF-1997	CD	Guilford	4103-CDLF-1998	CD	Guilford	4116-CDLF-2012	CD
Greene County CDLF			Greensboro, City of White Street Landfill			WI High Point Landfill, LLC		
Open Date	1/1/1998		Open Date	1/1/1998		Open Date	2/4/2004	
Survey Date	5/4/2023		Survey Date	6/1/2023		Survey Date	1/28/2023	
Years Open	25.3		Years Open	25.4		Years Open	19.0	
Fiscal Year Tons	3,466.00		Fiscal Year Tons	47,183.00		Fiscal Year Tons	120,866.00	
Total Tons Disposed to Date	55,610.00		Total Tons Disposed to Date	2,057,032.00		Total Tons Disposed to Date	110,289.00	
* Average Tons per Year	2,194.89		* Average Tons per Year	80,944.94		* Average Tons per Year	5,810.34	
Volume Used	180,812		Volume Used	1,798,520		Volume Used	175,318	
Volume Constructed	471,466		Volume Constructed	2,370,000		Volume Constructed	2,467,437	
Total Permitted Volume	471,466		Total Permitted Volume	2,370,000		Total Permitted Volume	4,773,968	
* Compaction Density	0.31		* Compaction Density	1.14		* Compaction Density	0.63	
* Remaining Volume for Future Construction	290,654		* Remaining Volume for Future Construction	571,480		* Remaining Volume for Future Construction	2,292,119	
* Remaining Permitted Volume	290,654		* Remaining Permitted Volume	571,480		* Remaining Permitted Volume	4,598,650	
* Approximate Constructed Remaining in Tons	89,392.7		* Approximate Constructed Remaining in Tons	653,622.2		* Approximate Constructed Remaining in Tons	1,441,925.6	
* Approximate Constructed Remaining in Years	40.7		* Approximate Constructed Remaining in Years	8.1		* Approximate Constructed Remaining in Years	248.2	
* Remaining Constructed in Fiscal Year Tons	25.8		* Remaining Constructed in Fiscal Year Tons	13.9		* Remaining Constructed in Fiscal Year Tons	11.9	
* Approximate Total Permitted Volume Remaining in Tons	89,393		* Approximate Total Permitted Volume Remaining in Tons	653,622		* Approximate Total Permitted Volume Remaining in Tons	2,892,917	
* Approximate Total Permitted Volume Remaining in Years	40.7		* Approximate Total Permitted Volume Remaining in Years	8.1		* Approximate Total Permitted Volume Remaining in Years	497.9	
* Approximate Total Tonnage Remaining in Fiscal Year Tons	25.8		* Approximate Total Tonnage Remaining in Fiscal Year Tons	13.9		* Approximate Total Tonnage Remaining in Fiscal Year Tons	23.9	

Guilford	4117-CDLF-2008	CD	Halifax	4204-CDLF-2013	CD	Harnett	4302-CDLF-2018	CD
A-1 Sandrock C&D Landfill			Halifax County Landfill			Harnett County Dunn-Erwin C&D Landfill		
Open Date		4/19/2009	Open Date		6/3/2016	Open Date		1/1/1998
Survey Date		7/20/2023	Survey Date		7/19/2023	Survey Date		1/24/2023
Years Open		14.3	Years Open		7.1	Years Open		25.1
Fiscal Year Tons		53,747.00	Fiscal Year Tons		2,526.00	Fiscal Year Tons		33,267.00
Total Tons Disposed to Date		1,159,821.00	Total Tons Disposed to Date		7,079.00	Total Tons Disposed to Date		446,469.00
* Average Tons per Year		81,388.02	* Average Tons per Year		993.70	* Average Tons per Year		17,814.38
Volume Used		1,981,081	Volume Used		17,698	Volume Used		858,744

Volume Constructed	2,240,000	Volume Constructed	73,129	Volume Constructed	2,047,985			
Total Permitted Volume	2,240,000	Total Permitted Volume	73,129	Total Permitted Volume	2,047,985			
* Compaction Density	0.59	* Compaction Density	0.40	* Compaction Density	0.52			
* Remaining Volume for Future Construction	258,919	* Remaining Volume for Future Construction	55,431	* Remaining Volume for Future Construction	1,189,241			
* Remaining Permitted Volume	258,919	* Remaining Permitted Volume	55,431	* Remaining Permitted Volume	1,189,241			
* Approximate Constructed Remaining in Tons	151,583.8	* Approximate Constructed Remaining in Tons	22,171.8	* Approximate Constructed Remaining in Tons	618,297.5			
* Approximate Constructed Remaining in Years	1.9	* Approximate Constructed Remaining in Years	22.3	* Approximate Constructed Remaining in Years	34.7			
* Remaining Constructed in Fiscal Year Tons	2.8	* Remaining Constructed in Fiscal Year Tons	8.8	* Remaining Constructed in Fiscal Year Tons	18.6			
* Approximate Total Permitted Volume Remaining in Tons	151,584	* Approximate Total Permitted Volume Remaining in Tons	22,172	* Approximate Total Permitted Volume Remaining in Tons	618,297			
* Approximate Total Permitted Volume Remaining in Years	1.9	* Approximate Total Permitted Volume Remaining in Years	22.3	* Approximate Total Permitted Volume Remaining in Years	34.7			
* Approximate Total Tonnage Remaining in Fiscal Year Tons	2.8	* Approximate Total Tonnage Remaining in Fiscal Year Tons	8.8	* Approximate Total Tonnage Remaining in Fiscal Year Tons	18.6			
Harnett	4303-CDLF-1997	CD	Jones	5203-CDLF-2013	CD	Lenoir	5403-CDLF-1997	CD
Harnett Co. Anderson Creek C&D Landfill			The Maysville Construction and Demolition Landfill			Lenoir County CDLF		
Open Date	12/1/1996		Open Date	4/6/2015		Open Date		1/1/1998
Survey Date	6/6/2023		Survey Date	7/20/2023		Survey Date		5/2/2023
Years Open	26.5		Years Open	8.3		Years Open		25.3
Fiscal Year Tons	13,192.00		Fiscal Year Tons	63,236.00		Fiscal Year Tons		30,158.00
Total Tons Disposed to Date	272,649.00		Total Tons Disposed to Date	59,444.00		Total Tons Disposed to Date		395,382.00
* Average Tons per Year	10,284.52		* Average Tons per Year	7,172.75		* Average Tons per Year		15,608.87
Volume Used	612,227		Volume Used	174,964		Volume Used		618,397
Volume Constructed	618,779		Volume Constructed	297,087		Volume Constructed		630,432
Total Permitted Volume	1,121,930		Total Permitted Volume	586,764		Total Permitted Volume		1,126,540
* Compaction Density	0.45		* Compaction Density	0.34		* Compaction Density		0.64
* Remaining Volume for Future Construction	6,552		* Remaining Volume for Future Construction	122,123		* Remaining Volume for Future Construction		12,035
* Remaining Permitted Volume	509,703		* Remaining Permitted Volume	411,800		* Remaining Permitted Volume		508,143
* Approximate Constructed Remaining in Tons	2,917.9		* Approximate Constructed Remaining in Tons	41,491.3		* Approximate Constructed Remaining in Tons		7,694.8
* Approximate Constructed Remaining in Years	0.3		* Approximate Constructed Remaining in Years	5.8		* Approximate Constructed Remaining in Years		0.5
* Remaining Constructed in Fiscal Year Tons	0.2		* Remaining Constructed in Fiscal Year Tons	0.7		* Remaining Constructed in Fiscal Year Tons		0.3
* Approximate Total Permitted Volume Remaining in Tons	226,991		* Approximate Total Permitted Volume Remaining in Tons	139,909		* Approximate Total Permitted Volume Remaining in Tons		324,889
* Approximate Total Permitted Volume Remaining in Years	22.1		* Approximate Total Permitted Volume Remaining in Years	19.5		* Approximate Total Permitted Volume Remaining in Years		20.8
* Approximate Total Tonnage Remaining in Fiscal Year Tons	17.2		* Approximate Total Tonnage Remaining in Fiscal Year Tons	2.2		* Approximate Total Tonnage Remaining in Fiscal Year Tons		10.8

Lincoln	5504-CDLF-1999	CD	Madison	5803-CDLF-1995	CD	Martin	5901-CDLF-1995	CD
Lake Norman Landfill			Madison County C&D Unit			Martin County C&D Landfill		
Open Date		3/25/1999	Open Date		11/1/2006	Open Date		3/23/1994
Survey Date		12/19/2022	Survey Date		7/20/2023	Survey Date		2/26/2021
Years Open		23.7	Years Open		16.7	Years Open		26.9
Fiscal Year Tons		33,623.00	Fiscal Year Tons		1,186.00	Fiscal Year Tons		4,269.00
Total Tons Disposed to Date		1,422,806.00	Total Tons Disposed to Date		33,279.00	Total Tons Disposed to Date		126,780.00
* Average Tons per Year		59,940.01	* Average Tons per Year		1,991.02	* Average Tons per Year		4,707.37
Volume Used		2,289,974	Volume Used		83,181	Volume Used		0
Volume Constructed		2,727,347	Volume Constructed		209,700	Volume Constructed		165,353
Total Permitted Volume		3,271,000	Total Permitted Volume		209,700	Total Permitted Volume		177,696
* Compaction Density		0.62	* Compaction Density		0.40	* Compaction Density		0.00

* Remaining Volume for Future Construction		437,373	* Remaining Volume for Future Construction		126,519	* Remaining Volume for Future Construction		165,353
* Remaining Permitted Volume		981,026	* Remaining Permitted Volume		126,519	* Remaining Permitted Volume		177,696
* Approximate Constructed Remaining in Tons		271,748.5	* Approximate Constructed Remaining in Tons		50,617.6	* Approximate Constructed Remaining in Tons		0.0
* Approximate Constructed Remaining in Years		4.5	* Approximate Constructed Remaining in Years		25.4	* Approximate Constructed Remaining in Years		0.0
* Remaining Constructed in Fiscal Year Tons		8.1	* Remaining Constructed in Fiscal Year Tons		42.7	* Remaining Constructed in Fiscal Year Tons		0.0
* Approximate Total Permitted Volume Remaining in Tons		609,531	proximate Total Permitted Volume Remaining in Tons		50,618	* Approximate Total Permitted Volume Remaining in Tons		0
* Approximate Total Permitted Volume Remaining in Years		10.2	pproximate Total Permitted Volume Remaining in Years		25.4	* Approximate Total Permitted Volume Remaining in Years		0.0
* Approximate Total Tonnage Remaining in Fiscal Year Tons		18.1	* Approximate Total Tonnage Remaining in Fiscal Year Tons		42.7	* Approximate Total Tonnage Remaining in Fiscal Year Tons		0.0
Mecklenburg	6013-CDLF-2021	CD	Moore	6301-CDLF-1992	CD	Nash	6403-CDLF-2000	CD
Greenway Waste Solutions of North Meck			Moore County C&D Landfill			Nash County C&D Landfill		
Open Date	3/12/2006		Open Date	10/1/1993		Open Date	1/3/2000	
Survey Date	6/3/2023		Survey Date	7/14/2023		Survey Date	7/25/2023	
Years Open	17.2		Years Open	29.8		Years Open	23.6	
Fiscal Year Tons	76,009.00		Fiscal Year Tons	28,295.00		Fiscal Year Tons	13,344.00	
Total Tons Disposed to Date	1,855,970.00		Total Tons Disposed to Date	28,296.00		Total Tons Disposed to Date	295,895.00	
* Average Tons per Year	107,738.88		* Average Tons per Year	950.09		* Average Tons per Year	12,561.09	
Volume Used	2,602,781		Volume Used	49,178		Volume Used	867,480	
Volume Constructed	3,141,000		Volume Constructed	2,500,000		Volume Constructed	936,406	
Total Permitted Volume	3,141,000		Total Permitted Volume	2,500,000		Total Permitted Volume	2,405,358	
* Compaction Density	0.71		* Compaction Density	0.58		* Compaction Density	0.34	
* Remaining Volume for Future Construction	538,219		* Remaining Volume for Future Construction	2,450,822		* Remaining Volume for Future Construction	68,926	
* Remaining Permitted Volume	538,219		* Remaining Permitted Volume	2,450,822		* Remaining Permitted Volume	1,537,878	
* Approximate Constructed Remaining in Tons	383,788.8		* Approximate Constructed Remaining in Tons	1,410,152.1		* Approximate Constructed Remaining in Tons	23,510.5	
* Approximate Constructed Remaining in Years	3.6		* Approximate Constructed Remaining in Years	1,484.2		* Approximate Constructed Remaining in Years	1.9	
* Remaining Constructed in Fiscal Year Tons	5.0		* Remaining Constructed in Fiscal Year Tons	49.8		* Remaining Constructed in Fiscal Year Tons	1.8	
* Approximate Total Permitted Volume Remaining in Tons	383,789		* Approximate Total Permitted Volume Remaining in Tons	1,410,152		* Approximate Total Permitted Volume Remaining in Tons	524,566	
* Approximate Total Permitted Volume Remaining in Years	3.6		* Approximate Total Permitted Volume Remaining in Years	1,484.2		* Approximate Total Permitted Volume Remaining in Years	41.8	
* Approximate Total Tonnage Remaining in Fiscal Year Tons	5.0		* Approximate Total Tonnage Remaining in Fiscal Year Tons	49.8		* Approximate Total Tonnage Remaining in Fiscal Year Tons	39.3	

Orange	6804-CDLF-2005	CD	Pasquotank	7002-CDLF-1996	CD	Pitt	7407-CDLF-2009	CD
Orange County CDLF			Pasquotank County C&D Landfill			C & D Landfill Inc		
Open Date	5/31/2005		Open Date	4/1/1996		Open Date	6/1/2001	
Survey Date	6/27/2023		Survey Date	7/8/2023		Survey Date	7/29/2022	
Years Open	18.1		Years Open	27.3		Years Open	21.2	
Fiscal Year Tons	19,966.00		Fiscal Year Tons	15,370.00		Fiscal Year Tons	32,488.00	
Total Tons Disposed to Date	171,611.00		Total Tons Disposed to Date	347,950.00		Total Tons Disposed to Date	32,488.00	
* Average Tons per Year	9,495.67		* Average Tons per Year	12,761.19		* Average Tons per Year	1,535.49	
Volume Used	356,036		Volume Used	1,125,700		Volume Used	48,732	
Volume Constructed	424,000		Volume Constructed	1,149,212		Volume Constructed	1,541,089	
Total Permitted Volume	789,250		Total Permitted Volume	1,445,382		Total Permitted Volume	1,888,156	
* Compaction Density	0.48		* Compaction Density	0.31		* Compaction Density	0.67	
* Remaining Volume for Future Construction	67,964		* Remaining Volume for Future Construction	23,512		* Remaining Volume for Future Construction	1,492,357	
* Remaining Permitted Volume	433,214		* Remaining Permitted Volume	319,682		* Remaining Permitted Volume	1,839,424	

* Approximate Constructed Remaining in Tons		32,759.0	* Approximate Constructed Remaining in Tons		7,267.5	* Approximate Constructed Remaining in Tons		994,904.7
* Approximate Constructed Remaining in Years		3.4	* Approximate Constructed Remaining in Years		0.6	* Approximate Constructed Remaining in Years		647.9
* Remaining Constructed in Fiscal Year Tons		1.6	* Remaining Constructed in Fiscal Year Tons		0.5	* Remaining Constructed in Fiscal Year Tons		30.6
* Approximate Total Permitted Volume Remaining in Tons		208,811	* Approximate Total Permitted Volume Remaining in Tons		98,813	* Approximate Total Permitted Volume Remaining in Tons		1,226,283
* Approximate Total Permitted Volume Remaining in Years		22.0	* Approximate Total Permitted Volume Remaining in Years		7.7	* Approximate Total Permitted Volume Remaining in Years		798.6
* Approximate Total Tonnage Remaining in Fiscal Year Tons		10.5	* Approximate Total Tonnage Remaining in Fiscal Year Tons		6.4	* Approximate Total Tonnage Remaining in Fiscal Year Tons		37.7
Randolph	7606-CDLF-2021	CD	Robeson	7803-CDLF-1997	CD	Rutherford	8103-CDLF-2002	CD
Wall Recycling CDLF			Robeson County CDLF			Rutherford County C&D		
Open Date	10/19/2001		Open Date	1/2/1998		Open Date	1/1/2001	
Survey Date	1/28/2023		Survey Date	6/5/2023		Survey Date	7/13/2023	
Years Open	21.3		Years Open	25.4		Years Open	22.5	
Fiscal Year Tons	25,646.00		Fiscal Year Tons	39,964.00		Fiscal Year Tons	8,993.00	
Total Tons Disposed to Date	303,960.00		Total Tons Disposed to Date	1,015,013.00		Total Tons Disposed to Date	297,179.00	
* Average Tons per Year	14,286.63		* Average Tons per Year	39,928.22		* Average Tons per Year	13,192.10	
Volume Used	547,546		Volume Used	1,041,195		Volume Used	585,618	
Volume Constructed	551,951		Volume Constructed	2,341,464		Volume Constructed	926,000	
Total Permitted Volume	1,104,617		Total Permitted Volume	2,341,464		Total Permitted Volume	3,207,000	
* Compaction Density	0.56		* Compaction Density	0.97		* Compaction Density	0.51	
* Remaining Volume for Future Construction	4,405		* Remaining Volume for Future Construction	1,300,269		* Remaining Volume for Future Construction	340,382	
* Remaining Permitted Volume	557,071		* Remaining Permitted Volume	1,300,269		* Remaining Permitted Volume	2,621,382	
* Approximate Constructed Remaining in Tons	2,445.4		* Approximate Constructed Remaining in Tons	1,267,572.3		* Approximate Constructed Remaining in Tons	172,731.0	
* Approximate Constructed Remaining in Years	0.2		* Approximate Constructed Remaining in Years	31.7		* Approximate Constructed Remaining in Years	13.1	
* Remaining Constructed in Fiscal Year Tons	0.1		* Remaining Constructed in Fiscal Year Tons	31.7		* Remaining Constructed in Fiscal Year Tons	19.2	
* Approximate Total Permitted Volume Remaining in Tons	309,248		* Approximate Total Permitted Volume Remaining in Tons	1,267,572		* Approximate Total Permitted Volume Remaining in Tons	1,330,252	
* Approximate Total Permitted Volume Remaining in Years	21.6		* Approximate Total Permitted Volume Remaining in Years	31.7		* Approximate Total Permitted Volume Remaining in Years	100.8	
* Approximate Total Tonnage Remaining in Fiscal Year Tons	12.1		* Approximate Total Tonnage Remaining in Fiscal Year Tons	31.7		* Approximate Total Tonnage Remaining in Fiscal Year Tons	147.9	

Sampson	8202-CDLF-1996	CD	Scotland	8301-CDLF-1997	CD	Stanly	8401-CDLF-1997	CD
Sampson County Disposal, LLC			Scotland County CDLF			Albemarle, City of CDLF		
Open Date		9/16/1996	Open Date		1/1/1998	Open Date		5/31/1998
Survey Date		1/27/2023	Survey Date		6/26/2023	Survey Date		6/29/2023
Years Open		26.4	Years Open		25.5	Years Open		25.1
Fiscal Year Tons		399.00	Fiscal Year Tons		7,390.00	Fiscal Year Tons		19,114.00
Total Tons Disposed to Date		74,966.00	Total Tons Disposed to Date		344,095.00	Total Tons Disposed to Date		435,577.00
* Average Tons per Year		2,843.63	* Average Tons per Year		13,503.89	* Average Tons per Year		17,368.40
Volume Used		268,135	Volume Used		656,198	Volume Used		871,432
Volume Constructed		1,054,182	Volume Constructed		1,144,442	Volume Constructed		2,390,900
Total Permitted Volume		2,180,681	Total Permitted Volume		1,144,442	Total Permitted Volume		2,390,900
* Compaction Density		0.28	* Compaction Density		0.52	* Compaction Density		0.50
* Remaining Volume for Future Construction		786,047	* Remaining Volume for Future Construction		488,244	* Remaining Volume for Future Construction		1,519,468
* Remaining Permitted Volume		1,912,546	* Remaining Permitted Volume		488,244	* Remaining Permitted Volume		1,519,468
* Approximate Constructed Remaining in Tons		219,765.4	* Approximate Constructed Remaining in Tons		256,023.8	* Approximate Constructed Remaining in Tons		759,491.6

* Approximate Constructed Remaining in Years		77.3	* Approximate Constructed Remaining in Years		19.0	* Approximate Constructed Remaining in Years		43.7
* Remaining Constructed in Fiscal Year Tons		550.8	* Remaining Constructed in Fiscal Year Tons		34.6	* Remaining Constructed in Fiscal Year Tons		39.7
* Approximate Total Permitted Volume Remaining in Tons		534,715	* Approximate Total Permitted Volume Remaining in Tons		256,024	* Approximate Total Permitted Volume Remaining in Tons		759,492
* Approximate Total Permitted Volume Remaining in Years		188.0	* Approximate Total Permitted Volume Remaining in Years		19.0	* Approximate Total Permitted Volume Remaining in Years		43.7
* Approximate Total Tonnage Remaining in Fiscal Year Tons		1,340.1	* Approximate Total Tonnage Remaining in Fiscal Year Tons		34.6	* Approximate Total Tonnage Remaining in Fiscal Year Tons		39.7
Union	9001-CDLF-1998	CD	Wake	9226-CDLF-2020	CD	Wake	9228-CDLF-2001	CD
Union County C&D			Shotwell Landfill, Inc			Red Rock Disposal C&D Landfill		
Open Date		1/1/1998	Open Date		10/13/1997	Open Date		11/19/2001
Survey Date		7/17/2023	Survey Date		5/22/2023	Survey Date		1/28/2023
Years Open		25.5	Years Open		25.6	Years Open		21.2
Fiscal Year Tons		90,643.00	Fiscal Year Tons		177,884.00	Fiscal Year Tons		412,050.00
Total Tons Disposed to Date		754,950.00	Total Tons Disposed to Date		1,649,385.00	Total Tons Disposed to Date		3,596,384.00
* Average Tons per Year		29,561.05	* Average Tons per Year		64,418.08	* Average Tons per Year		169,713.08
Volume Used		1,661,003	Volume Used		4,244,107	Volume Used		5,615,394
Volume Constructed		1,832,800	Volume Constructed		5,300,000	Volume Constructed		6,907,990
Total Permitted Volume		1,832,800	Total Permitted Volume		9,800,000	Total Permitted Volume		19,177,110
* Compaction Density		0.45	* Compaction Density		0.39	* Compaction Density		0.64
* Remaining Volume for Future Construction		171,797	* Remaining Volume for Future Construction		1,055,893	* Remaining Volume for Future Construction		1,292,596
* Remaining Permitted Volume		171,797	* Remaining Permitted Volume		5,555,893	* Remaining Permitted Volume		13,561,716
* Approximate Constructed Remaining in Tons		78,084.2	* Approximate Constructed Remaining in Tons		410,351.1	* Approximate Constructed Remaining in Tons		827,844.2
* Approximate Constructed Remaining in Years		2.6	* Approximate Constructed Remaining in Years		6.4	* Approximate Constructed Remaining in Years		4.9
* Remaining Constructed in Fiscal Year Tons		0.9	* Remaining Constructed in Fiscal Year Tons		2.3	* Remaining Constructed in Fiscal Year Tons		2.0
* Approximate Total Permitted Volume Remaining in Tons		78,084	* Approximate Total Permitted Volume Remaining in Tons		2,159,184	* Approximate Total Permitted Volume Remaining in Tons		8,685,613
* Approximate Total Permitted Volume Remaining in Years		2.6	* Approximate Total Permitted Volume Remaining in Years		33.5	* Approximate Total Permitted Volume Remaining in Years		51.2
* Approximate Total Tonnage Remaining in Fiscal Year Tons		0.9	* Approximate Total Tonnage Remaining in Fiscal Year Tons		12.1	* Approximate Total Tonnage Remaining in Fiscal Year Tons		21.1

Wake	9230-CDLF-2014	CD	Wake	9231-CDLF-2012	CD	Washington	9404-CDLF-1996	CD
Greenway Waste Solutions of Apex, LLC			Brownfield Road C&D Landfill			Washington County C&D Landfill		
Open Date	10/1/2002		Open Date	10/1/2003		Open Date	1/1/1996	
Survey Date	6/3/2023		Survey Date	1/27/2023		Survey Date	6/30/2023	
Years Open	20.7		Years Open	19.3		Years Open	27.5	
Fiscal Year Tons	65,582.00		Fiscal Year Tons	289,732.00		Fiscal Year Tons	1,979.00	
Total Tons Disposed to Date	1,732,421.00		Total Tons Disposed to Date	2,885,373.00		Total Tons Disposed to Date	39,370.00	
* Average Tons per Year	83,810.17		* Average Tons per Year	149,317.44		* Average Tons per Year	1,431.97	
Volume Used	3,109,526		Volume Used	4,582,107		Volume Used	98,425	
Volume Constructed	3,130,000		Volume Constructed	6,203,700		Volume Constructed	147,076	
Total Permitted Volume	3,130,000		Total Permitted Volume	8,426,800		Total Permitted Volume	147,076	
* Compaction Density	0.56		* Compaction Density	0.63		* Compaction Density	0.40	
* Remaining Volume for Future Construction	20,474		* Remaining Volume for Future Construction	1,621,593		* Remaining Volume for Future Construction	48,651	
* Remaining Permitted Volume	20,474		* Remaining Permitted Volume	3,844,693		* Remaining Permitted Volume	48,651	
* Approximate Constructed Remaining in Tons	11,406.8		* Approximate Constructed Remaining in Tons	1,021,124.3		* Approximate Constructed Remaining in Tons	19,460.4	
* Approximate Constructed Remaining in Years	0.1		* Approximate Constructed Remaining in Years	6.8		* Approximate Constructed Remaining in Years	13.6	

* Remaining Constructed in Fiscal Year Tons	0.2	* Remaining Constructed in Fiscal Year Tons	3.5	* Remaining Constructed in Fiscal Year Tons	9.8			
Approximate Total Permitted Volume Remaining in Tons	11,407	* Approximate Total Permitted Volume Remaining in Tons	2,421,020	* Approximate Total Permitted Volume Remaining in Tons	19,460			
Approximate Total Permitted Volume Remaining in Years	0.1	* Approximate Total Permitted Volume Remaining in Years	16.2	* Approximate Total Permitted Volume Remaining in Years	13.6			
* Approximate Total Tonnage Remaining in Fiscal Year Tons	0.2	* Approximate Total Tonnage Remaining in Fiscal Year Tons	8.4	* Approximate Total Tonnage Remaining in Fiscal Year Tons	9.8			
Wayne	9601-CDLF-1997	CD	Wilson	9809-CDLF-2004	CD	Buncombe	1119-INDUS-2020	IND
Wayne County CDLF			Wilson County Westside C&D Landfill (Area 1)			Duke Energy Progress - Asheville		
Open Date	1/1/1998		Open Date	10/4/2004		Open Date	4/1/2021	
Survey Date	6/7/2023		Survey Date	6/7/2023		Survey Date	9/15/2022	
Years Open	25.4		Years Open	18.7		Years Open	1.5	
Fiscal Year Tons	28,169.00		Fiscal Year Tons	31,341.00		Fiscal Year Tons	32,696.00	
Total Tons Disposed to Date	759,044.00		Total Tons Disposed to Date	478,653.00		Total Tons Disposed to Date	1,295,211.00	
* Average Tons per Year	29,849.36		* Average Tons per Year	25,634.61		* Average Tons per Year	889,240.26	
Volume Used	1,882,061		Volume Used	478,653		Volume Used	1,065,664	
Volume Constructed	2,736,883		Volume Constructed	674,170		Volume Constructed	1,262,515	
Total Permitted Volume	2,736,883		Total Permitted Volume	2,002,070		Total Permitted Volume	1,262,515	
* Compaction Density	0.40		* Compaction Density	1.00		* Compaction Density	1.22	
* Remaining Volume for Future Construction	854,822		* Remaining Volume for Future Construction	195,517		* Remaining Volume for Future Construction	196,851	
* Remaining Permitted Volume	854,822		* Remaining Permitted Volume	1,523,417		* Remaining Permitted Volume	196,851	
* Approximate Constructed Remaining in Tons	344,753.7		* Approximate Constructed Remaining in Tons	195,517.0		* Approximate Constructed Remaining in Tons	239,253.3	
* Approximate Constructed Remaining in Years	11.5		* Approximate Constructed Remaining in Years	7.6		* Approximate Constructed Remaining in Years	0.3	
* Remaining Constructed in Fiscal Year Tons	12.2		* Remaining Constructed in Fiscal Year Tons	6.2		* Remaining Constructed in Fiscal Year Tons	7.3	
* Approximate Total Permitted Volume Remaining in Tons	344,754		* Approximate Total Permitted Volume Remaining in Tons	1,523,417		* Approximate Total Permitted Volume Remaining in Tons	239,253	
* Approximate Total Permitted Volume Remaining in Years	11.5		* Approximate Total Permitted Volume Remaining in Years	59.4		* Approximate Total Permitted Volume Remaining in Years	0.3	
* Approximate Total Tonnage Remaining in Fiscal Year Tons	12.2		* Approximate Total Tonnage Remaining in Fiscal Year Tons	48.6		* Approximate Total Tonnage Remaining in Fiscal Year Tons	7.3	

Catawba	1812-INDUS-2008	IND	Columbus	2402-INDUS-2005	IND	Gaston	3612-INDUS-2008	IND
Duke Energy Carolinas - Marshall, Industrial			International Paper			Duke Energy Carolinas - Allen		
Open Date	3/7/2011		Open Date	12/30/2002		Open Date	12/9/2009	
Survey Date	5/8/2023		Survey Date	5/16/2023		Survey Date	4/24/2023	
Years Open	12.2		Years Open	20.4		Years Open	13.4	
Fiscal Year Tons	887,915.00		Fiscal Year Tons	54,320.00		Fiscal Year Tons	14,702.00	
Total Tons Disposed to Date	4,988,960.00		Total Tons Disposed to Date	1,051,276.00		Total Tons Disposed to Date	1,576,537.00	
* Average Tons per Year	409,947.73		* Average Tons per Year	51,596.15		* Average Tons per Year	117,901.34	
Volume Used	4,129,110		Volume Used	1,165,670		Volume Used	1,273,659	
Volume Constructed	10,389,020		Volume Constructed	2,290,150		Volume Constructed	2,082,500	
Total Permitted Volume	18,679,000		Total Permitted Volume	2,290,150		Total Permitted Volume	6,040,700	
* Compaction Density	1.21		* Compaction Density	0.90		* Compaction Density	1.24	
* Remaining Volume for Future Construction	6,259,910		* Remaining Volume for Future Construction	1,124,480		* Remaining Volume for Future Construction	808,841	
* Remaining Permitted Volume	14,549,890		* Remaining Permitted Volume	1,124,480		* Remaining Permitted Volume	4,767,041	
* Approximate Constructed Remaining in Tons	7,563,479.9		* Approximate Constructed Remaining in Tons	1,014,128.2		* Approximate Constructed Remaining in Tons	1,001,184.6	
* Approximate Constructed Remaining in Years	18.4		* Approximate Constructed Remaining in Years	19.7		* Approximate Constructed Remaining in Years	8.5	
* Remaining Constructed in Fiscal Year Tons	8.5		* Remaining Constructed in Fiscal Year Tons	18.7		* Remaining Constructed in Fiscal Year Tons	68.1	

* Approximate Total Permitted Volume Remaining in Tons		17,579,774	* Approximate Total Permitted Volume Remaining in Tons		1,014,128	* Approximate Total Permitted Volume Remaining in Tons		5,900,650
* Approximate Total Permitted Volume Remaining in Years		42.9	* Approximate Total Permitted Volume Remaining in Years		19.7	* Approximate Total Permitted Volume Remaining in Years		50.0
* Approximate Total Tonnage Remaining in Fiscal Year Tons		19.8	* Approximate Total Tonnage Remaining in Fiscal Year Tons		18.7	* Approximate Total Tonnage Remaining in Fiscal Year Tons		401.4
Haywood	4406-INDUS-1984	IND	Mecklenburg	6004-INDUS-1991	IND	Person	7302-INDUS-1988	IND
Blue Ridge Paper Products, Inc.			Carrollinas - McGuire Landfill 2 (fmr misnamed permit # 60)			Duke Energy Progress - Roxboro		
Open Date	3/28/1984		Open Date			Open Date	11/25/2003	
Survey Date	4/6/2023		Survey Date	5/4/2023		Survey Date	4/22/2023	
Years Open	39.0		Years Open			Years Open	19.4	
Fiscal Year Tons	321,307.00		Fiscal Year Tons	134.00		Fiscal Year Tons	268,440.00	
Total Tons Disposed to Date	9,639,268.00		Total Tons Disposed to Date	72,368.00		Total Tons Disposed to Date	9,042,270.00	
* Average Tons per Year	247,017.66		* Average Tons per Year			* Average Tons per Year	465,955.01	
Volume Used	6,224,631		Volume Used	76,786		Volume Used	9,524,779	
Volume Constructed	8,317,000		Volume Constructed			Volume Constructed	16,328,208	
Total Permitted Volume	8,317,000		Total Permitted Volume			Total Permitted Volume	16,328,208	
* Compaction Density	1.55		* Compaction Density	0.94		* Compaction Density	0.95	
* Remaining Volume for Future Construction	2,092,369		* Remaining Volume for Future Construction			* Remaining Volume for Future Construction	6,803,429	
* Remaining Permitted Volume	2,092,369		* Remaining Permitted Volume			* Remaining Permitted Volume	6,803,429	
* Approximate Constructed Remaining in Tons	3,240,176.9		* Approximate Constructed Remaining in Tons			* Approximate Constructed Remaining in Tons	6,458,778.9	
* Approximate Constructed Remaining in Years	13.1		* Approximate Constructed Remaining in Years			* Approximate Constructed Remaining in Years	13.9	
* Remaining Constructed in Fiscal Year Tons	10.1		* Remaining Constructed in Fiscal Year Tons			* Remaining Constructed in Fiscal Year Tons	24.1	
* Approximate Total Permitted Volume Remaining in Tons	3,240,177		* Approximate Total Permitted Volume Remaining in Tons			* Approximate Total Permitted Volume Remaining in Tons	6,458,779	
* Approximate Total Permitted Volume Remaining in Years	13.1		* Approximate Total Permitted Volume Remaining in Years			* Approximate Total Permitted Volume Remaining in Years	13.9	
* Approximate Total Tonnage Remaining in Fiscal Year Tons	10.1		* Approximate Total Tonnage Remaining in Fiscal Year Tons			* Approximate Total Tonnage Remaining in Fiscal Year Tons	24.1	

Person	7305-INDUS-2012	IND	Rutherford	8106-INDUS-2009	IND	Stokes	8504-INDUS-2007	IND
Duke Energy, Mayo Steam Electric Plant			Duke Energy Carolinas - Rogers			Duke Energy Carolinas - Belews Creek, Craig Road Landfill		
Open Date	7/10/2014		Open Date	9/7/2010		Open Date	11/5/2007	
Survey Date	4/18/2023		Survey Date	4/28/2023		Survey Date	4/17/2023	
Years Open	8.8		Years Open	12.6		Years Open	15.4	
Fiscal Year Tons	667,644.00		Fiscal Year Tons	1,815,756.00		Fiscal Year Tons	156,004.00	
Total Tons Disposed to Date	1,602,288.00		Total Tons Disposed to Date	6,631,160.00		Total Tons Disposed to Date	2,784,900.00	
* Average Tons per Year	182,657.83		* Average Tons per Year	524,703.46		* Average Tons per Year	180,287.97	
Volume Used	1,149,245		Volume Used	5,379,071		Volume Used	2,433,825	
Volume Constructed	2,227,886		Volume Constructed	11,318,000		Volume Constructed	6,321,890	
Total Permitted Volume	12,010,584		Total Permitted Volume	13,343,000		Total Permitted Volume	24,621,890	
* Compaction Density	1.39		* Compaction Density	1.23		* Compaction Density	1.14	
* Remaining Volume for Future Construction	1,078,641		* Remaining Volume for Future Construction	5,938,929		* Remaining Volume for Future Construction	3,888,065	
* Remaining Permitted Volume	10,861,339		* Remaining Permitted Volume	7,963,929		* Remaining Permitted Volume	22,188,065	
* Approximate Constructed Remaining in Tons	1,503,851.3		* Approximate Constructed Remaining in Tons	7,321,336.4		* Approximate Constructed Remaining in Tons	4,448,911.6	
* Approximate Constructed Remaining in Years	8.2		* Approximate Constructed Remaining in Years	14.0		* Approximate Constructed Remaining in Years	24.7	
* Remaining Constructed in Fiscal Year Tons	2.3		* Remaining Constructed in Fiscal Year Tons	4.0		* Remaining Constructed in Fiscal Year Tons	28.5	
* Approximate Total Permitted Volume Remaining in Tons	15,142,979		* Approximate Total Permitted Volume Remaining in Tons	9,817,697		* Approximate Total Permitted Volume Remaining in Tons	25,388,655	

Approximate Total Permitted Volume Remaining in Years		82.9	Approximate Total Permitted Volume Remaining in Years		18.7	* Approximate Total Permitted Volume Remaining in Years		140.8
* Approximate Total Tonnage Remaining in Fiscal Year Tons		22.7	* Approximate Total Tonnage Remaining in Fiscal Year Tons		5.4	* Approximate Total Tonnage Remaining in Fiscal Year Tons		162.7
Washington	9401-INDUS-2008	IND	Alamance	0104-MSWLF-1994	MSW	Anson	0403-MSWLF-2010	MSW
Domtar Paper Company Landfill, Lined #3			Alamance County Austin Quarter Road Landfill Facility			Anson Landfill		
Open Date		12/14/2000	Open Date		3/18/1994	Open Date		12/12/2000
Survey Date		3/16/2023	Survey Date		3/15/2023	Survey Date		2/20/2023
Years Open		22.3	Years Open		29.0	Years Open		22.2
Fiscal Year Tons		984.00	Fiscal Year Tons		138,821.00	Fiscal Year Tons		1,039,493.00
Total Tons Disposed to Date		952,637.00	Total Tons Disposed to Date		2,557,267.00	Total Tons Disposed to Date		10,310,596.00
* Average Tons per Year		42,814.16	* Average Tons per Year		88,208.69	* Average Tons per Year		464,644.69
Volume Used		2,234,160	Volume Used		3,368,153	Volume Used		11,829,219
Volume Constructed		2,692,063	Volume Constructed		3,694,758	Volume Constructed		15,021,074
Total Permitted Volume		10,749,000	Total Permitted Volume		10,982,800	Total Permitted Volume		21,640,632
* Compaction Density		0.43	* Compaction Density		0.76	* Compaction Density		0.87
* Remaining Volume for Future Construction		457,903	* Remaining Volume for Future Construction		326,605	* Remaining Volume for Future Construction		3,191,855
* Remaining Permitted Volume		8,514,840	* Remaining Permitted Volume		7,614,647	* Remaining Permitted Volume		9,811,413
* Approximate Constructed Remaining in Tons		195,248.0	* Approximate Constructed Remaining in Tons		247,974.5	* Approximate Constructed Remaining in Tons		2,782,087.9
* Approximate Constructed Remaining in Years		4.6	* Approximate Constructed Remaining in Years		2.8	* Approximate Constructed Remaining in Years		6.0
* Remaining Constructed in Fiscal Year Tons		198.4	* Remaining Constructed in Fiscal Year Tons		1.8	* Remaining Constructed in Fiscal Year Tons		2.7
* Approximate Total Permitted Volume Remaining in Tons		3,630,694	* Approximate Total Permitted Volume Remaining in Tons		5,781,414	* Approximate Total Permitted Volume Remaining in Tons		8,551,834
* Approximate Total Permitted Volume Remaining in Years		84.8	* Approximate Total Permitted Volume Remaining in Years		65.5	* Approximate Total Permitted Volume Remaining in Years		18.4
* Approximate Total Tonnage Remaining in Fiscal Year Tons		3,689.7	* Approximate Total Tonnage Remaining in Fiscal Year Tons		41.6	* Approximate Total Tonnage Remaining in Fiscal Year Tons		8.2

Ashe	0501-MSWLF-1993	MSW	Bertie	0803-MSWLF-1993	MSW	Buncombe	1107-MSWLF-1996	MSW
Ashe County Landfill			East Carolina Regional Landfill			Buncombe County MSW Landfill		
Open Date	11/1/1993	Open Date	8/6/1993	Open Date	9/29/1997			
Survey Date	5/30/2023	Survey Date	12/12/2022	Survey Date	4/28/2023			
Years Open	29.6	Years Open	29.3	Years Open	25.6			
Fiscal Year Tons	23,387.00	Fiscal Year Tons	546,200.00	Fiscal Year Tons	154,171.00			
Total Tons Disposed to Date	554,430.00	Total Tons Disposed to Date	15,273,940.00	Total Tons Disposed to Date	3,388,070.00			
* Average Tons per Year	18,747.04	* Average Tons per Year	520,411.06	* Average Tons per Year	132,465.49			
Volume Used	1,100,707	Volume Used	15,599,310	Volume Used	5,180,040			
Volume Constructed	1,159,714	Volume Constructed	20,129,000	Volume Constructed	6,878,500			
Total Permitted Volume	1,548,800	Total Permitted Volume	24,833,000	Total Permitted Volume	12,477,000			
* Compaction Density	0.50	* Compaction Density	0.98	* Compaction Density	0.65			
* Remaining Volume for Future Construction	59,007	* Remaining Volume for Future Construction	4,529,690	* Remaining Volume for Future Construction	1,698,460			
* Remaining Permitted Volume	448,093	* Remaining Permitted Volume	9,233,690	* Remaining Permitted Volume	7,296,960			
* Approximate Constructed Remaining in Tons	29,722.0	* Approximate Constructed Remaining in Tons	4,435,209.8	* Approximate Constructed Remaining in Tons	1,110,899.0			
* Approximate Constructed Remaining in Years	1.6	* Approximate Constructed Remaining in Years	8.5	* Approximate Constructed Remaining in Years	8.4			
* Remaining Constructed in Fiscal Year Tons	1.3	* Remaining Constructed in Fiscal Year Tons	8.1	* Remaining Constructed in Fiscal Year Tons	7.2			
* Approximate Total Permitted Volume Remaining in Tons	225,706	Approximate Total Permitted Volume Remaining in Tons	9,041,094	* Approximate Total Permitted Volume Remaining in Tons	4,772,668			
* Approximate Total Permitted Volume Remaining in Years	12.0	Approximate Total Permitted Volume Remaining in Years	17.4	* Approximate Total Permitted Volume Remaining in Years	36.0			

* Approximate Total Tonnage Remaining in Fiscal Year Tons		9.7	* Approximate Total Tonnage Remaining in Fiscal Year Tons		16.6	* Approximate Total Tonnage Remaining in Fiscal Year Tons		31.0
Cabarrus	1304-MSWLF-1992	MSW	Caldwell	1403-MSWLF-1998	MSW	Catawba	1803-MSWLF-1997	MSW
BFI-Charlotte Mtr Speedway Landfill V			Foothills Environmental Landfill			Blackburn Resource Recovery Facility		
Open Date		3/6/1992	Open Date		8/26/1998	Open Date		12/30/1997
Survey Date		12/20/2022	Survey Date		3/10/2023	Survey Date		5/24/2023
Years Open		30.8	Years Open		24.5	Years Open		25.4
Fiscal Year Tons		1,233,739.00	Fiscal Year Tons		370,357.00	Fiscal Year Tons		200,166.00
Total Tons Disposed to Date		39,342,814.00	Total Tons Disposed to Date		6,641,389.00	Total Tons Disposed to Date		3,862,131.00
* Average Tons per Year		1,277,784.35	* Average Tons per Year		270,672.54	* Average Tons per Year		152,074.53
Volume Used		39,165,552	Volume Used		10,258,067	Volume Used		6,964,563
Volume Constructed		50,869,000	Volume Constructed		18,040,000	Volume Constructed		9,945,000
Total Permitted Volume		50,869,000	Total Permitted Volume		18,040,000	Total Permitted Volume		46,441,000
* Compaction Density		1.00	* Compaction Density		0.65	* Compaction Density		0.55
* Remaining Volume for Future Construction		11,703,448	* Remaining Volume for Future Construction		7,781,933	* Remaining Volume for Future Construction		2,980,437
* Remaining Permitted Volume		11,703,448	* Remaining Permitted Volume		7,781,933	* Remaining Permitted Volume		39,476,437
* Approximate Constructed Remaining in Tons		11,756,417.4	* Approximate Constructed Remaining in Tons		5,038,263.5	* Approximate Constructed Remaining in Tons		1,652,772.5
* Approximate Constructed Remaining in Years		9.2	* Approximate Constructed Remaining in Years		18.6	* Approximate Constructed Remaining in Years		10.9
* Remaining Constructed in Fiscal Year Tons		9.5	* Remaining Constructed in Fiscal Year Tons		13.6	* Remaining Constructed in Fiscal Year Tons		8.3
* Approximate Total Permitted Volume Remaining in Tons		11,756,417	* Approximate Total Permitted Volume Remaining in Tons		5,038,263	* Approximate Total Permitted Volume Remaining in Tons		21,891,276
* Approximate Total Permitted Volume Remaining in Years		9.2	* Approximate Total Permitted Volume Remaining in Years		18.6	* Approximate Total Permitted Volume Remaining in Years		144.0
* Approximate Total Tonnage Remaining in Fiscal Year Tons		9.5	* Approximate Total Tonnage Remaining in Fiscal Year Tons		13.6	* Approximate Total Tonnage Remaining in Fiscal Year Tons		109.4

Cherokee	2002-MSWLF-1998	MSW	Cleveland	2301-MSWLF-2009	MSW	Craven	2509-MSWLF-1999	MSW
Cherokee County MSW Facility			Cleveland County Landfill Self-McNeilly			CRSWMA - Long Term Regional Landfill		
Open Date		1/9/1998	Open Date		5/15/2009	Open Date		8/25/1999
Survey Date		5/30/2023	Survey Date		6/26/2023	Survey Date		6/13/2023
Years Open		25.4	Years Open		14.1	Years Open		23.8
Fiscal Year Tons		17,266.00	Fiscal Year Tons		99,042.00	Fiscal Year Tons		228,052.00
Total Tons Disposed to Date		442,931.00	Total Tons Disposed to Date		1,260,779.00	Total Tons Disposed to Date		219,720.00
* Average Tons per Year		17,448.29	* Average Tons per Year		89,330.66	* Average Tons per Year		9,231.88
Volume Used		745,190	Volume Used		2,353,357	Volume Used		320,102
Volume Constructed		1,349,449	Volume Constructed		3,234,000	Volume Constructed		7,049,300
Total Permitted Volume		1,934,055	Total Permitted Volume		9,470,009	Total Permitted Volume		13,948,700
* Compaction Density		0.59	* Compaction Density		0.54	* Compaction Density		0.69
* Remaining Volume for Future Construction		604,259	* Remaining Volume for Future Construction		880,643	* Remaining Volume for Future Construction		6,729,198
* Remaining Permitted Volume		1,188,865	* Remaining Permitted Volume		7,116,652	* Remaining Permitted Volume		13,628,598
* Approximate Constructed Remaining in Tons		359,163.5	* Approximate Constructed Remaining in Tons		471,792.5	* Approximate Constructed Remaining in Tons		4,618,963.3
* Approximate Constructed Remaining in Years		20.6	* Approximate Constructed Remaining in Years		5.3	* Approximate Constructed Remaining in Years		500.3
* Remaining Constructed in Fiscal Year Tons		20.8	* Remaining Constructed in Fiscal Year Tons		4.8	* Remaining Constructed in Fiscal Year Tons		20.3
* Approximate Total Permitted Volume Remaining in Tons		706,646	* Approximate Total Permitted Volume Remaining in Tons		3,812,650	* Approximate Total Permitted Volume Remaining in Tons		9,354,754
* Approximate Total Permitted Volume Remaining in Years		40.5	* Approximate Total Permitted Volume Remaining in Years		42.7	* Approximate Total Permitted Volume Remaining in Years		1,013.3
* Approximate Total Tonnage Remaining in Fiscal Year Tons		40.9	* Approximate Total Tonnage Remaining in Fiscal Year Tons		38.5	* Approximate Total Tonnage Remaining in Fiscal Year Tons		41.0
Cumberland	2601-MSWLF-	MSW	Davidson	2906-MSWLF-2008	MSW	Forsyth	3402-MSWLF-1997	MSW

	1997							
Ann Street Cumberland County Landfill		Davidson County MSW Lined Landfill			Hanes Mill Road Landfill			
Open Date	12/17/1997	Open Date	10/1/1994	Open Date	4/7/1997			
Survey Date	3/1/2023	Survey Date	4/12/2023	Survey Date	1/10/2023			
Years Open	25.2	Years Open	28.5	Years Open	25.8			
Fiscal Year Tons	139,134.00	Fiscal Year Tons	152,647.00	Fiscal Year Tons	238,866.00			
Total Tons Disposed to Date	3,593,337.00	Total Tons Disposed to Date	3,220,378.00	Total Tons Disposed to Date	4,442,372.00			
* Average Tons per Year	142,581.89	* Average Tons per Year	112,883.21	* Average Tons per Year	172,449.40			
Volume Used	5,036,634	Volume Used	5,411,810	Volume Used	6,653,241			
Volume Constructed	5,233,262	Volume Constructed	5,864,162	Volume Constructed	7,526,000			
Total Permitted Volume	6,739,400	Total Permitted Volume	12,000,000	Total Permitted Volume	13,700,000			
* Compaction Density	0.71	* Compaction Density	0.60	* Compaction Density	0.67			
* Remaining Volume for Future Construction	196,628	* Remaining Volume for Future Construction	452,352	* Remaining Volume for Future Construction	872,759			
* Remaining Permitted Volume	1,702,766	* Remaining Permitted Volume	6,588,190	* Remaining Permitted Volume	7,046,759			
* Approximate Constructed Remaining in Tons	140,282.3	* Approximate Constructed Remaining in Tons	269,178.8	* Approximate Constructed Remaining in Tons	582,741.6			
* Approximate Constructed Remaining in Years	1.0	* Approximate Constructed Remaining in Years	2.4	* Approximate Constructed Remaining in Years	3.4			
* Remaining Constructed in Fiscal Year Tons	1.0	* Remaining Constructed in Fiscal Year Tons	1.8	* Remaining Constructed in Fiscal Year Tons	2.4			
* Approximate Total Permitted Volume Remaining in Tons	1,214,822	* Approximate Total Permitted Volume Remaining in Tons	3,920,400	* Approximate Total Permitted Volume Remaining in Tons	4,705,124			
* Approximate Total Permitted Volume Remaining in Years	8.5	* Approximate Total Permitted Volume Remaining in Years	34.7	* Approximate Total Permitted Volume Remaining in Years	27.3			
* Approximate Total Tonnage Remaining in Fiscal Year Tons	8.7	* Approximate Total Tonnage Remaining in Fiscal Year Tons	25.7	* Approximate Total Tonnage Remaining in Fiscal Year Tons	19.7			

Gaston	3606-MSWLF-1997	MSW	Granville	3901-MSWLF-2012	MSW	Guilford	4104-MSWLF-1991	MSW
Gaston County Landfill			Oxford Subtitle D MSWLF			High Point, City of Kersey Valley Landfill		
Open Date	7/1/1997	Open Date	5/1/2013	Open Date	10/1/1993			
Survey Date	6/13/2023	Survey Date	5/30/2023	Survey Date	6/14/2023			
Years Open	25.9	Years Open	10.1	Years Open	29.7			
Fiscal Year Tons	221,499.00	Fiscal Year Tons	36,686.00	Fiscal Year Tons	125,777.00			
Total Tons Disposed to Date	3,586,122.00	Total Tons Disposed to Date	385,181.00	Total Tons Disposed to Date	3,409,662.00			
* Average Tons per Year	138,196.99	* Average Tons per Year	38,219.88	* Average Tons per Year	114,802.64			
Volume Used	5,977,866	Volume Used	654,103	Volume Used	5,690,808			
Volume Constructed	6,179,872	Volume Constructed	660,000	Volume Constructed	5,917,954			
Total Permitted Volume	11,071,872	Total Permitted Volume	16,886,000	Total Permitted Volume	10,530,795			
* Compaction Density	0.60	* Compaction Density	0.59	* Compaction Density	0.60			
* Remaining Volume for Future Construction	202,006	* Remaining Volume for Future Construction	5,897	* Remaining Volume for Future Construction	227,146			
* Remaining Permitted Volume	5,094,006	* Remaining Permitted Volume	16,231,897	* Remaining Permitted Volume	4,839,987			
* Approximate Constructed Remaining in Tons	121,183.4	* Approximate Constructed Remaining in Tons	3,472.6	* Approximate Constructed Remaining in Tons	136,095.1			
* Approximate Constructed Remaining in Years	0.9	* Approximate Constructed Remaining in Years	0.1	* Approximate Constructed Remaining in Years	1.2			
* Remaining Constructed in Fiscal Year Tons	0.5	* Remaining Constructed in Fiscal Year Tons	0.1	* Remaining Constructed in Fiscal Year Tons	1.1			
* Approximate Total Permitted Volume Remaining in Tons	3,055,894	* Approximate Total Permitted Volume Remaining in Tons	9,558,461	* Approximate Total Permitted Volume Remaining in Tons	2,899,890			
* Approximate Total Permitted Volume Remaining in Years	22.1	* Approximate Total Permitted Volume Remaining in Years	250.1	* Approximate Total Permitted Volume Remaining in Years	25.3			
* Approximate Total Tonnage Remaining in Fiscal Year Tons	13.8	* Approximate Total Tonnage Remaining in Fiscal Year Tons	260.5	* Approximate Total Tonnage Remaining in Fiscal Year Tons	23.1			
Guilford	4112-MSWLF-1997	MSW	Haywood	4407-MSWLF-1993	MSW	Iredell	4903-MSWLF-1993	MSW
Greensboro, City of White Street MSWLF			Haywood Co White Oak Landfill			Iredell County Sanitary LF		
Open Date	12/9/1997	Open Date	10/15/1993	Open Date	10/8/1993			

Survey Date	7/26/2023	Survey Date	3/10/2023	Survey Date	3/4/2023
Years Open	25.6	Years Open	29.4	Years Open	29.4
Fiscal Year Tons	9,197.00	Fiscal Year Tons	174,093.00	Fiscal Year Tons	239,708.00
Total Tons Disposed to Date	2,416,345.00	Total Tons Disposed to Date	2,379,207.00	Total Tons Disposed to Date	5,398,316.00
* Average Tons per Year	94,291.67	* Average Tons per Year	80,928.05	* Average Tons per Year	183,605.08
Volume Used	3,489,183	Volume Used	3,572,401	Volume Used	7,777,322
Volume Constructed	5,058,000	Volume Constructed	4,805,703	Volume Constructed	13,787,533
Total Permitted Volume	5,058,000	Total Permitted Volume	9,380,078	Total Permitted Volume	13,787,533
* Compaction Density	0.69	* Compaction Density	0.67	* Compaction Density	0.69
* Remaining Volume for Future Construction	1,568,817	* Remaining Volume for Future Construction	1,233,302	* Remaining Volume for Future Construction	6,010,211
* Remaining Permitted Volume	1,568,817	* Remaining Permitted Volume	5,807,677	* Remaining Permitted Volume	6,010,211
* Approximate Constructed Remaining in Tons	1,086,444.3	* Approximate Constructed Remaining in Tons	821,375.0	* Approximate Constructed Remaining in Tons	4,171,746.8
* Approximate Constructed Remaining in Years	11.5	* Approximate Constructed Remaining in Years	10.1	* Approximate Constructed Remaining in Years	22.7
* Remaining Constructed in Fiscal Year Tons	118.1	* Remaining Constructed in Fiscal Year Tons	4.7	* Remaining Constructed in Fiscal Year Tons	17.4
* Approximate Total Permitted Volume Remaining in Tons	1,086,444	* Approximate Total Permitted Volume Remaining in Tons	3,867,893	* Approximate Total Permitted Volume Remaining in Tons	4,171,747
* Approximate Total Permitted Volume Remaining in Years	11.5	* Approximate Total Permitted Volume Remaining in Years	47.8	* Approximate Total Permitted Volume Remaining in Years	22.7
* Approximate Total Tonnage Remaining in Fiscal Year Tons	118.1	* Approximate Total Tonnage Remaining in Fiscal Year Tons	22.2	* Approximate Total Tonnage Remaining in Fiscal Year Tons	17.4

Johnston	5103-MSWLF-	MSW	Lincoln	5503-MSWLF-1986	MSW	Macon	5703-MSWLF-1992	MSW
Johnston County MSW Landfill			Lincoln County Landfill			Macon County Landfill Open		
Open Date	10/1/1997		Open Date	7/1/1993		Open Date	5/1/1992	
Survey Date	3/21/2023		Survey Date	5/10/2023		Survey Date	5/18/2023	
Years Open	25.5		Years Open	29.9		Years Open	31.0	
Fiscal Year Tons	156,075.00		Fiscal Year Tons	54,208.00		Fiscal Year Tons	41,593.00	
Total Tons Disposed to Date	2,802,744.00		Total Tons Disposed to Date	1,246,469.00		Total Tons Disposed to Date	134,873.00	
* Average Tons per Year	110,051.84		* Average Tons per Year	41,749.00		* Average Tons per Year	4,344.51	
Volume Used	4,683,221		Volume Used	2,750,854		Volume Used	273,813	
Volume Constructed	6,927,217		Volume Constructed	4,314,883		Volume Constructed	1,795,525	
Total Permitted Volume	18,809,727		Total Permitted Volume	6,561,483		Total Permitted Volume	4,945,525	
* Compaction Density	0.60		* Compaction Density	0.45		* Compaction Density	0.49	
* Remaining Volume for Future Construction	2,243,996		* Remaining Volume for Future Construction	1,564,029		* Remaining Volume for Future Construction	1,521,712	
* Remaining Permitted Volume	14,126,506		* Remaining Permitted Volume	3,810,629		* Remaining Permitted Volume	4,671,712	
* Approximate Constructed Remaining in Tons	1,342,953.1		* Approximate Constructed Remaining in Tons	708,694.0		* Approximate Constructed Remaining in Tons	749,554.9	
* Approximate Constructed Remaining in Years	12.2		* Approximate Constructed Remaining in Years	17.0		* Approximate Constructed Remaining in Years	172.5	
* Remaining Constructed in Fiscal Year Tons	8.6		* Remaining Constructed in Fiscal Year Tons	13.1		* Remaining Constructed in Fiscal Year Tons	18.0	
* Approximate Total Permitted Volume Remaining in Tons	8,454,220		* Approximate Total Permitted Volume Remaining in Tons	1,726,675		* Approximate Total Permitted Volume Remaining in Tons	2,301,161	
* Approximate Total Permitted Volume Remaining in Years	76.8		* Approximate Total Permitted Volume Remaining in Years	41.4		* Approximate Total Permitted Volume Remaining in Years	529.7	
* Approximate Total Tonnage Remaining in Fiscal Year Tons	54.2		* Approximate Total Tonnage Remaining in Fiscal Year Tons	31.9		* Approximate Total Tonnage Remaining in Fiscal Year Tons	55.3	
Mecklenburg	6019-MSWLF-2000	MSW	Montgomery	6204-MSWLF-1995	MSW	New Hanover	6504-MSWLF-2017	MSW
Mecklenburg County Landfill			Uwharrie Env. Reg. Landfill			New Hanover County Landfill		
Open Date	4/1/2000		Open Date	12/11/1995		Open Date	1/23/2019	
Survey Date	2/14/2023		Survey Date	12/20/2022		Survey Date	6/9/2023	
Years Open	22.9		Years Open	27.0		Years Open	4.4	
Fiscal Year Tons	147,955.00		Fiscal Year Tons	568,674.00		Fiscal Year Tons	374,819.00	

Total Tons Disposed to Date	2,551,927.00	Total Tons Disposed to Date	16,760,266.00	Total Tons Disposed to Date	2,331,759.00
* Average Tons per Year	111,574.26	* Average Tons per Year	620,168.89	* Average Tons per Year	532,963.06
Volume Used	4,804,059	Volume Used	19,835,436	Volume Used	2,581,978
Volume Constructed	5,346,500	Volume Constructed	21,305,000	Volume Constructed	2,922,716
Total Permitted Volume	20,724,550	Total Permitted Volume	33,785,000	Total Permitted Volume	15,779,090
* Compaction Density	0.53	* Compaction Density	0.84	* Compaction Density	0.90
* Remaining Volume for Future Construction	542,441	* Remaining Volume for Future Construction	1,469,564	* Remaining Volume for Future Construction	340,738
* Remaining Permitted Volume	15,920,491	* Remaining Permitted Volume	13,949,564	* Remaining Permitted Volume	13,197,112
* Approximate Constructed Remaining in Tons	288,145.9	* Approximate Constructed Remaining in Tons	1,241,731.4	* Approximate Constructed Remaining in Tons	307,717.1
* Approximate Constructed Remaining in Years	2.6	* Approximate Constructed Remaining in Years	2.0	* Approximate Constructed Remaining in Years	0.6
* Remaining Constructed in Fiscal Year Tons	1.9	* Remaining Constructed in Fiscal Year Tons	2.2	* Remaining Constructed in Fiscal Year Tons	0.8
* Approximate Total Permitted Volume Remaining in Tons	8,457,001	* Approximate Total Permitted Volume Remaining in Tons	11,786,905	* Approximate Total Permitted Volume Remaining in Tons	11,918,182
* Approximate Total Permitted Volume Remaining in Years	75.8	* Approximate Total Permitted Volume Remaining in Years	19.0	* Approximate Total Permitted Volume Remaining in Years	22.4
* Approximate Total Tonnage Remaining in Fiscal Year Tons	57.2	* Approximate Total Tonnage Remaining in Fiscal Year Tons	20.7	* Approximate Total Tonnage Remaining in Fiscal Year Tons	31.8

Onslow	6708-MSWLF-1997	MSW	Onslow	6709-MSWLF-1997	MSW	Person	7304-MSWLF-1997	MSW
Camp Lejeune MSW Landfill			Onslow County Subtitle D Landfill			Upper Piedmont Regional Landfill		
Open Date	1/1/1998		Open Date	1/1/1998		Open Date	7/30/1997	
Survey Date	5/2/2023		Survey Date	4/13/2023		Survey Date	12/13/2022	
Years Open	25.3		Years Open	25.3		Years Open	25.4	
Fiscal Year Tons	40,479.00		Fiscal Year Tons	115,006.00		Fiscal Year Tons	347,437.00	
Total Tons Disposed to Date	943,188.00		Total Tons Disposed to Date	3,196,647.00		Total Tons Disposed to Date	5,992,404.00	
* Average Tons per Year	37,235.13		* Average Tons per Year	126,456.77		* Average Tons per Year	236,184.91	
Volume Used	2,330,829		Volume Used	4,457,509		Volume Used	7,407,536	
Volume Constructed	3,150,346		Volume Constructed	4,792,780		Volume Constructed	11,340,000	
Total Permitted Volume	4,089,000		Total Permitted Volume	9,925,630		Total Permitted Volume	17,400,000	
* Compaction Density	0.40		* Compaction Density	0.72		* Compaction Density	0.81	
* Remaining Volume for Future Construction	819,517		* Remaining Volume for Future Construction	335,271		* Remaining Volume for Future Construction	3,932,464	
* Remaining Permitted Volume	1,758,171		* Remaining Permitted Volume	5,468,121		* Remaining Permitted Volume	9,992,464	
* Approximate Constructed Remaining in Tons	331,623.9		* Approximate Constructed Remaining in Tons	240,435.4		* Approximate Constructed Remaining in Tons	3,181,208.0	
* Approximate Constructed Remaining in Years	8.9		* Approximate Constructed Remaining in Years	1.9		* Approximate Constructed Remaining in Years	13.5	
* Remaining Constructed in Fiscal Year Tons	8.2		* Remaining Constructed in Fiscal Year Tons	2.1		* Remaining Constructed in Fiscal Year Tons	9.2	
* Approximate Total Permitted Volume Remaining in Tons	711,458		* Approximate Total Permitted Volume Remaining in Tons	3,921,395		* Approximate Total Permitted Volume Remaining in Tons	8,083,509	
* Approximate Total Permitted Volume Remaining in Years	19.1		* Approximate Total Permitted Volume Remaining in Years	31.0		* Approximate Total Permitted Volume Remaining in Years	34.2	
* Approximate Total Tonnage Remaining in Fiscal Year Tons	17.6		* Approximate Total Tonnage Remaining in Fiscal Year Tons	34.1		* Approximate Total Tonnage Remaining in Fiscal Year Tons	23.3	
Randolph	7607-MSWLF-2015	MSW	Robeson	7803-MSWLF-1997	MSW	Rockingham	7904-MSWLF-1995	MSW
Great Oak Landfill			Robeson County Landfill			Rockingham County Landfill		
Open Date	12/29/2016		Open Date	1/1/1998		Open Date	5/5/1995	
Survey Date	12/18/2022		Survey Date	8/6/2023		Survey Date	3/8/2023	
Years Open	6.0		Years Open	25.6		Years Open	27.8	
Fiscal Year Tons	789,850.00		Fiscal Year Tons	132,819.00		Fiscal Year Tons	121,625.00	
Total Tons Disposed to Date	3,412,701.00		Total Tons Disposed to Date	2,278,801.00		Total Tons Disposed to Date	2,275,386.00	
* Average Tons per Year	571,783.96		* Average Tons per Year	89,038.52		* Average Tons per Year	81,727.28	

Volume Used	4,630,245	Volume Used	3,145,331	Volume Used	4,141,129
Volume Constructed	7,160,621	Volume Constructed	4,421,333	Volume Constructed	8,930,717
Total Permitted Volume	38,414,389	Total Permitted Volume	6,124,298	Total Permitted Volume	8,930,717
* Compaction Density	0.74	* Compaction Density	0.72	* Compaction Density	0.55
* Remaining Volume for Future Construction	2,530,376	* Remaining Volume for Future Construction	1,276,002	* Remaining Volume for Future Construction	4,789,588
* Remaining Permitted Volume	33,784,144	* Remaining Permitted Volume	2,978,967	* Remaining Permitted Volume	4,789,588
* Approximate Constructed Remaining in Tons	1,865,002.1	* Approximate Constructed Remaining in Tons	924,467.0	* Approximate Constructed Remaining in Tons	2,631,688.5
* Approximate Constructed Remaining in Years	3.3	* Approximate Constructed Remaining in Years	10.4	* Approximate Constructed Remaining in Years	32.2
* Remaining Constructed in Fiscal Year Tons	2.4	* Remaining Constructed in Fiscal Year Tons	7.0	* Remaining Constructed in Fiscal Year Tons	21.6
* Approximate Total Permitted Volume Remaining in Tons	24,900,450	* Approximate Total Permitted Volume Remaining in Tons	2,158,270	* Approximate Total Permitted Volume Remaining in Tons	2,631,688
* Approximate Total Permitted Volume Remaining in Years	43.5	* Approximate Total Permitted Volume Remaining in Years	24.2	* Approximate Total Permitted Volume Remaining in Years	32.2
* Approximate Total Tonnage Remaining in Fiscal Year Tons	31.5	* Approximate Total Tonnage Remaining in Fiscal Year Tons	16.2	* Approximate Total Tonnage Remaining in Fiscal Year Tons	21.6

Rowan	8003-MSWLF-1988	MSW	Sampson	8202-MSWLF-2000	MSW	Stanly	8401-MSWLF-1999	MSW
Rowan County Landfill			Sampson County Disposal, LLC			Albemarle, City of Landfill		
Open Date	12/1/1989		Open Date	2/22/1999		Open Date	5/20/1999	
Survey Date	5/4/2023		Survey Date	1/27/2023		Survey Date	6/29/2023	
Years Open	33.4		Years Open	23.9		Years Open	24.1	
Fiscal Year Tons	188,306.00		Fiscal Year Tons	2,035,335.00		Fiscal Year Tons	51,096.00	
Total Tons Disposed to Date	3,540,489.81		Total Tons Disposed to Date	27,643,020.00		Total Tons Disposed to Date	1,147,922.00	
* Average Tons per Year	105,936.26		* Average Tons per Year	1,155,218.89		* Average Tons per Year	47,612.82	
Volume Used	5,323,656		Volume Used	29,856,924		Volume Used	1,945,047	
Volume Constructed	8,751,600		Volume Constructed	55,097,069		Volume Constructed	2,740,403	
Total Permitted Volume	15,071,000		Total Permitted Volume	56,600,000		Total Permitted Volume	4,970,842	
* Compaction Density	0.67		* Compaction Density	0.93		* Compaction Density	0.59	
* Remaining Volume for Future Construction	3,427,944		* Remaining Volume for Future Construction	25,240,145		* Remaining Volume for Future Construction	795,356	
* Remaining Permitted Volume	9,747,344		* Remaining Permitted Volume	26,743,076		* Remaining Permitted Volume	3,025,795	
* Approximate Constructed Remaining in Tons	2,279,749.3		* Approximate Constructed Remaining in Tons	23,368,577.2		* Approximate Constructed Remaining in Tons	469,400.8	
* Approximate Constructed Remaining in Years	21.5		* Approximate Constructed Remaining in Years	20.2		* Approximate Constructed Remaining in Years	9.9	
* Remaining Constructed in Fiscal Year Tons	12.1		* Remaining Constructed in Fiscal Year Tons	11.5		* Remaining Constructed in Fiscal Year Tons	9.2	
* Approximate Total Permitted Volume Remaining in Tons	6,482,457		* Approximate Total Permitted Volume Remaining in Tons	24,760,065		* Approximate Total Permitted Volume Remaining in Tons	1,785,755	
* Approximate Total Permitted Volume Remaining in Years	61.2		* Approximate Total Permitted Volume Remaining in Years	21.4		* Approximate Total Permitted Volume Remaining in Years	37.5	
* Approximate Total Tonnage Remaining in Fiscal Year Tons	34.4		* Approximate Total Tonnage Remaining in Fiscal Year Tons	12.2		* Approximate Total Tonnage Remaining in Fiscal Year Tons	34.9	
Surry	8606-MSWLF-1998	MSW	Transylvania	8807-MSWLF-1990	MSW	Wake	9222-MSWLF-2008	MSW
Surry County MSWLF			Transylvania County Landfill			Wake County South Wake MSWLF		
Open Date	12/1/1998		Open Date	6/13/1990		Open Date	2/7/2008	
Survey Date	4/11/2023		Survey Date	6/2/2023		Survey Date	7/3/2023	
Years Open	24.4		Years Open	33.0		Years Open	15.4	
Fiscal Year Tons	67,931.00		Fiscal Year Tons	37,767.00		Fiscal Year Tons	530,742.00	
Total Tons Disposed to Date	1,529,917.00		Total Tons Disposed to Date	719,150.00		Total Tons Disposed to Date	7,031,362.00	
* Average Tons per Year	62,807.93		* Average Tons per Year	21,812.78		* Average Tons per Year	456,569.77	
Volume Used	2,839,128		Volume Used	1,283,786		Volume Used	9,999,766	
Volume Constructed	5,932,026		Volume Constructed	1,387,090		Volume Constructed	13,331,000	
Total Permitted Volume	5,932,026		Total Permitted Volume	1,387,090		Total Permitted Volume	31,001,000	

* Compaction Density	0.54	* Compaction Density	0.56	* Compaction Density	0.70
* Remaining Volume for Future Construction	3,092,898	* Remaining Volume for Future Construction	103,304	* Remaining Volume for Future Construction	3,331,234
* Remaining Permitted Volume	3,092,898	* Remaining Permitted Volume	103,304	* Remaining Permitted Volume	21,001,234
* Approximate Constructed Remaining in Tons	1,666,665.7	* Approximate Constructed Remaining in Tons	57,868.7	* Approximate Constructed Remaining in Tons	2,342,366.0
* Approximate Constructed Remaining in Years	26.5	* Approximate Constructed Remaining in Years	2.7	* Approximate Constructed Remaining in Years	5.1
* Remaining Constructed in Fiscal Year Tons	24.5	* Remaining Constructed in Fiscal Year Tons	1.5	* Remaining Constructed in Fiscal Year Tons	4.4
* Approximate Total Permitted Volume Remaining in Tons	1,666,666	* Approximate Total Permitted Volume Remaining in Tons	57,869	* Approximate Total Permitted Volume Remaining in Tons	14,767,073
* Approximate Total Permitted Volume Remaining in Years	26.5	* Approximate Total Permitted Volume Remaining in Years	2.7	* Approximate Total Permitted Volume Remaining in Years	32.3
* Approximate Total Tonnage Remaining in Fiscal Year Tons	24.5	* Approximate Total Tonnage Remaining in Fiscal Year Tons	1.5	* Approximate Total Tonnage Remaining in Fiscal Year Tons	27.8

Wayne	9606-MSWLF-1998	MSW	Wilkes	9704-MSWLF-1993	MSW
Wayne County Landfill			Wilkes County MSWLF		
Open Date	1/26/1998		Open Date	10/7/1993	
Survey Date	6/7/2023		Survey Date	3/15/2023	
Years Open	25.4		Years Open	29.4	
Fiscal Year Tons	117,835.00		Fiscal Year Tons	83,979.00	
Total Tons Disposed to Date	2,062,915.00		Total Tons Disposed to Date	1,595,309.00	
* Average Tons per Year	81,342.95		* Average Tons per Year	54,198.36	
Volume Used	2,947,315		Volume Used	3,355,470	
Volume Constructed	3,371,831		Volume Constructed	3,726,224	
Total Permitted Volume	5,365,695		Total Permitted Volume	4,629,502	
* Compaction Density	0.70		* Compaction Density	0.48	
* Remaining Volume for Future Construction	424,516		* Remaining Volume for Future Construction	370,754	
* Remaining Permitted Volume	2,418,380		* Remaining Permitted Volume	1,274,032	
* Approximate Constructed Remaining in Tons	297,131.6		* Approximate Constructed Remaining in Tons	176,269.6	
* Approximate Constructed Remaining in Years	3.7		* Approximate Constructed Remaining in Years	3.3	
* Remaining Constructed in Fiscal Year Tons	2.5		* Remaining Constructed in Fiscal Year Tons	2.1	
* Approximate Total Permitted Volume Remaining in Tons	1,692,697		* Approximate Total Permitted Volume Remaining in Tons	605,720	
* Approximate Total Permitted Volume Remaining in Years	20.8		* Approximate Total Permitted Volume Remaining in Years	11.2	
* Approximate Total Tonnage Remaining in Fiscal Year Tons	14.4		* Approximate Total Tonnage Remaining in Fiscal Year Tons	7.2	

Calculated Values:

Average Tons = (Total Tons Received) / (Years Open)

Compaction Density = (Total Tons) / (Volume Used)

Remaining Volume for Future Construction = (Volume Constructed) - (Volume Used)

Remaining Permitted Volume = (Volume Overall) - (Volume Used)

Approximate Constructed Remaining in Tons = (Volume Constructed Remaining) x (Compaction Density) Approximate

Constructed Remaining in Years = (Volume Constructed Remaining in Tons) / (Average Tons)

Remaining Constructed in Fiscal Year Tons = (Volume Constructed Remaining in Tons) / (Fiscal Year Tons)

Approximate Total Permitted Volume Remaining in Tons = (Volume Overall Remaining) x (Comp

Approximate Total Permitted Volume Remaining in Years = (Volume Overall Remaining in Tons) / (Average Tons)

Approximate Total Tonnage Remaining in Fiscal Year Tons = (Volume Overall Remaining in Tons) / (Fiscal Year Tons)

Note:

The data for these calculations are collected from Annual Facility Reports.

The calculations are based on historic tonnage and compaction density data. The approximations may be affected by changes in operations, waste stream characteristics or growth.

G. Public and Private Construction and Demolition Disposal, FY 2022-2023

Permit #	Facility	Tons				
		2022-2023	2021-2022	2020-2021	2019-2020	2018-2019
0105-CDLF-1998	Cobles C&D Landfill	25,635	11,292	14,556	17,412	19,487
0201-CDLF-1997	Alexander County CDLF	4,574	4,416	4,032	4,960	3,205
0603-CDLF-1996	Avery County C&D Landfill	16	34	4,480	4,194	2,991
1007-CDLF-1997	Brunswick County CDLF	17,516	16,689	18,967	17,007	25,840
1107-CDLF-1998	Buncombe County C&D Unit	83,024	90,867	47,121	37,232	33,760
1203-CDLF-2014	Burke County Johns River Waste Management	7,505	7,360	8,005	8,629	9,071
1302-CDLF-2006	Cabarrus County CDLF	16,770	15,550	17,968	21,089	19,804
1306-CDLF-2000	Highway 49 C&D Landfill & Recycling Greenway Waste	188,648	147,778	139,872	114,958	114,348
1803-CDLF-	Blackburn Resource Recovery C&D Facility	54,409	49,399	51,808	46,920	37,075
2301-CDLF-1997	Cleveland County CDLF	67,881	72,772	56,182	53,191	102,902
2601-CDLF-1997	Cumberland County C&D Unit	64,523	41,413	44,394	52,066	61,291
2803-CDLF-1995	Dare County C&D Landfill	17,019	17,846	13,127	12,345	13,464
3301-CDLF-1997	Edgecombe County CDLF	10,338	14,556	13,946	12,671	9,863
3412-CDLF-1995	Winston-Salem, City of Old Salisbury Road CDLF	33,751	26,626	48,733	54,269	57,938
3606-CDLF-1995	Gaston County C&D Landfill	101,100	85,757	91,753	78,902	76,965
4002-CDLF-1997	Greene County CDLF	3,466	1,829	2,112	2,005	3,388
4103-CDLF-1998	Greensboro, City of White Street Landfill	47,183	50,733	66,938	46,391	44,980
4116-CDLF-2012	WI High Point Landfill, LLC	120,866	75,807	54,350	45,776	51,118
4117-CDLF-2008	A-1 Sandrock C&D Landfill	53,747	104,313	109,411	94,394	108,030
4204-CDLF-1998	Halifax County Landfill					4,986
4204-CDLF-2013	Halifax County Landfill	2,526	4,537	8	8	
4302-CDLF-1998	Harnett County CDLF					19,621
4302-CDLF-2018	Harnett County Dunn-Erwin C&D Landfill	33,267	30,984	23,241	19,532	
4303-CDLF-1997	Harnett Co. Anderson Creek C&D Landfill	13,192	16,958	13,166	15,267	13,856
5103-CDLF-	Johnston County C&D Landfill			17,066	77,208	53,949
5203-CDLF-2013	The Maysville Construction and Demolition Landfill	63,236	68,151	20,543	49,452	108,229
5403-CDLF-1997	Lenoir County CDLF	30,158	29,293	0	13,340	9,804
5503-CDLF-1999	Lincoln County C&D Unit			0		8,674
5504-CDLF-1999	Lake Norman Landfill	33,623	53,408	45,519	56,489	42,731

Permit #	Facility	Tons				
		2022-2023	2021-2022	2020-2021	2019-2020	2018-2019
5803-CDLF-1995	Madison County C&D Unit	1,186	1,231	1,215	1,429	2,444
5901-CDLF-1995	Martin County C&D Landfill	4,269	4,638	5,636	4,402	4,972
6013-CDLF-1993	Greenway Waste Solutions at North Meck			112,655	116,104	97,607
6013-CDLF-2021	Greenway Waste Solutions of North Meck	76,009	122,218			
6301-CDLF-1992	Moore County C&D Landfill	28,295	29,313	27,317	30,816	32,107
6403-CDLF-2000	Nash County C&D Landfill	13,344	14,922	20,876	15,749	13,663
6804-CDLF-2005	Orange County CDLF	19,966	22,799	23,629	12,398	12,795
7002-CDLF-1996	Pasquotank County C&D Landfill	15,370	17,195	16,654	17,050	14,600
7407-CDLF-2009	C & D Landfill Inc	32,488	33,963	35,828	31,715	37,803
7606-CDLF-2001	Wall Recycling CDLF				19,149	22,760
7606-CDLF-2021	Wall Recycling CDLF	25,646	27,131	20,993		
7803-CDLF-1997	Robeson County CDLF	39,964	29,733	38,042	31,323	34,853
8103-CDLF-2002	Rutherford County C&D	8,993	15,180	11,682	8,463	8,254
8202-CDLF-1996	Sampson County Disposal, LLC	399	530	3,966	16,876	3,480
8301-CDLF-1997	Scotland County CDLF	7,390	7,176	8,587	11,672	24,157
8401-CDLF-1997	Albemarle, City of CDLF	19,114	17,984	18,962	20,621	10,910
9001-CDLF-1998	Union County C&D	90,643	75,184	63,489	53,031	44,971
9001-CDLF-2022	Union County C&D	90,643				
9226-CDLF-2001	Shotwell Landfill, Inc.					142,470
9226-CDLF-2020	Shotwell Landfill, Inc	177,884	139,683	161,192	149,836	
9228-CDLF-2001	Red Rock Disposal C&D Landfill	412,050	425,689	449,167	416,806	350,854
9230-CDLF-2014	Greenway Waste Solutions of Apex, LLC	65,582	81,362	112,208	98,458	88,405
9231-CDLF-2012	Brownfield Road C&D Landfill	289,732	384,856	201,742	205,309	199,998
9404-CDLF-1996	Washington County C&D Landfill	1,979	738	1,461	16,950	3,600
9601-CDLF-1997	Wayne County CDLF	28,169	27,470	29,949	35,802	38,451
9809-CDLF-2004	Wilson County Westside C&D Landfill	31,341	27,433	28,455		
U0117-CDLF-	Hampton Roads Recovery Center VA #603		0		20,825	
U0124-CDLF-	Marion Co. C & D Reclamation		70	5,598		
Total	All C/D Landfills	2,574,429	2,544,865	2,326,602	2,290,493	2,246,521

H. County Population, Waste Disposal, Per Capita Rate and Percent Reduction FY 2022-2023

July 2022		1991-1992	2022-2023	2021-2022	2020-2019	2019-2018	2018-2017	1991-1992	2022-2023	2020-2021**
Alamance	177,141	99,302	169,901	166,616	153,229	142,462	155,168	0.91	0.96	5%
Alexander	36,429	25,716	28,814	29,270	28,255	27,605	25,056	0.90	0.79	-12%
Alleghany	11,132	14,131	11,752	12,009	11,330	9,936	9,916	1.45	1.06	-27%
Anson	21,502	14,229	70,275	34,965	27,612	26,536	25,559	0.61	3.27	436%
Ashe	26,653	18,089	23,427	25,332	24,648	24,892	22,409	0.81	0.88	9%
Avery	17,951	11,130	17,273	22,726	23,813	19,804	18,093	0.74	0.96	30%
Beaufort	44,395	41,796	44,268	43,649	45,550	61,092	58,135	0.99	1.00	1%
Bertie	16,933	17,372	18,860	46,540	18,905	32,715	29,328	0.86	1.11	30%
Bladen	29,195	25,048	74,806	66,145	62,486	47,607	59,198	0.86	2.56	198%
Brunswick	150,848	78,123	208,406	196,190	217,430	222,287	225,786	1.48	1.38	-7%
Buncombe	274,361	159,040	318,506	288,611	352,181	303,257	1,027,266	0.90	1.16	29%
Burke	87,412	78,006	81,966	78,703	80,856	80,657	83,980	1.02	0.94	-8%
Cabarrus	235,654	95,215	318,602	294,511	303,333	283,506	290,693	0.94	1.35	44%
Caldwell	80,975	65,532	94,920	95,900	98,540	87,960	88,870	0.92	1.17	27%
Camden	10,915	1,850	5,026	5,125	5,081	4,846	4,235	0.31	0.46	49%
Carteret	68,813	86,894	147,878	131,060	130,709	153,301	197,552	1.62	2.15	33%
Caswell	22,339	5,136	4,986	10,704	9,516	11,210	10,873	0.25	0.22	-11%
Catawba	162,790	151,559	255,543	222,495	230,450	220,359	191,110	1.26	1.57	25%
Chatham	78,450	33,235	199,658	110,600	41,523	43,672	42,890	0.84	2.55	203%
Cherokee	29,177	16,020	17,266	18,758	20,852	19,102	21,225	0.78	0.59	-24%
Chowan	13,677	13,692	17,384	18,570	17,889	15,949	14,058	0.99	1.27	28%
Clay	11,415	4,172	5,373	5,989	5,710	4,131	5,676	0.57	0.47	-17%
Cleveland	101,874	73,138	191,690	249,768	219,971	175,539	231,285	0.86	1.88	119%
Columbus	50,043	45,199	38,768	42,655	47,164	42,451	44,977	0.91	0.77	-15%
Craven	102,032	86,549	145,547	152,744	96,941	97,426	143,478	1.05	1.43	36%
Cumberland	343,588	227,302	443,143	378,993	419,958	408,242	378,930	0.81	1.29	59%

July 2022		1991-1992	2022-2023	2021-2022	2020-2019	2019-2018	2018-2017	1991-1992	2022-2023	2020-2021**
Currituck	30,904	13,792	4,770	15,975	30,034	53,571	7,870	1.00	0.15	-85%
Dare	37,937	51,300	97,814	97,800	99,123	91,920	89,253	2.23	2.58	16%
Davidson	172,093	139,617	167,526	184,657	184,344	164,884	164,457	1.08	0.97	-10%
Davie	43,754	19,348	33,372	35,443	37,531	23,474	31,224	0.68	0.76	12%
Duplin	48,747	33,310	109,655	90,522	86,237	68,771	93,995	0.82	2.25	174%
Durham	332,576	218,972	386,548	367,219	524,081	453,449	371,241	1.17	1.16	-1%
Edgecombe	47,707	71,471	67,725	68,729	67,761	68,245	55,994	1.25	1.42	14%
Forsyth	386,047	304,290	481,544	477,857	543,944	486,031	473,887	1.14	1.25	9%
Franklin	73,371	28,702	55,909	73,792	51,532	65,487	46,238	0.76	0.76	0%
Gaston	237,542	165,100	313,290	372,008	362,287	401,402	346,215	0.93	1.32	42%
Gates	10,312	5,897	7,878	8,540	8,852	8,549	7,583	0.63	0.76	21%
Graham	8,052	4,508	66	7,225	7,078	7,779	6,544	0.62	0.01	-99%
Granville	62,050	54,548	54,645	50,929	64,230	61,052	54,956	1.39	0.88	-37%
Greene	20,119	7,428	11,529	10,304	15,070	10,375	11,203	0.48	0.57	19%

Guilford	544,278	471,541	807,328	806,989	781,197	735,647	709,033	1.35	1.48	10%
Halifax	47,787	54,907	50,390	90,963	87,535	90,302	90,470	0.98	1.05	8%
Harnett	139,562	69,073	125,307	135,004	125,964	108,718	109,074	1.01	0.90	-11%
Haywood	62,888	57,842	81,089	101,343	83,282	71,404	69,022	1.21	1.29	7%
Henderson	117,274	81,498	130,918	38,539	65,086	76,164	118,446	1.14	1.12	-2%
Hertford	19,507	14,288	19,940	56,087	21,435	57,808	20,122	0.63	1.02	62%
Hoke	55,151	18,331	43,754	40,670	39,203	38,834	34,936	0.80	0.79	-1%
Hyde	4,549	2,762	7,459	4,836	4,984	12,239	4,751	0.50	1.64	228%
Iredell	196,170	114,539	251,076	283,614	276,569	264,183	261,912	1.19	1.28	8%
Jackson	42,972	18,661	36,308	37,344	39,597	37,135	41,629	0.68	0.84	24%
Johnston	233,435	74,169	188,891	177,006	215,143	218,138	189,833	0.88	0.81	-8%
Jones	9,199	4,360	-54,057	6,424	5,645	4,914	9,322	0.47	-5.88	-1350%
Lee	64,907	48,341	73,070	71,648	105,728	101,108	89,812	1.16	1.13	-3%
Lenoir	54,572	67,693	82,614	54,692	69,332	68,657	60,286	1.17	1.51	29%

July 2022		1991-1992	2022-2023	2021-2022	2020-2019	2019-2018	2018-2017	1991-1992	2022-2023	2020-2021**
Lincoln	91,171	44,442	81,767	68,597	75,157	75,097	73,300	0.87	0.90	3%
Macon	37,653	19,738	41,609	43,484	40,777	38,116	40,148	0.82	1.11	35%
Madison	21,522	11,676	12,728	12,827	12,674	12,768	12,974	0.68	0.59	-13%
Martin	21,476	30,112	23,810	24,366	26,819	21,994	19,319	1.19	1.11	-7%
McDowell	44,443	29,180	44,259	43,822	46,767	41,655	47,267	0.82	1.00	21%
Mecklenburg	1,135,873	677,573	1,755,493	1,765,703	1,639,517	1,712,436	1,587,153	1.29	1.55	20%
Mitchell	14,895	15,768	14,984	14,149	13,247	12,555	12,151	1.11	1.01	-9%
Montgomery	25,757	28,873	42,249	51,784	49,627	43,443	48,272	1.23	1.64	33%
Moore	104,758	74,062	106,689	105,338	104,386	105,348	106,895	1.23	1.02	-17%
Nash	95,446	84,594	107,536	111,341	140,545	135,401	137,194	1.09	1.13	3%
New Hanover	235,245	157,647	410,337	402,416	413,138	421,188	471,098	1.28	1.74	36%
Northampton	17,036	19,528	9,493	9,490	14,042	11,011	13,026	0.94	0.56	-41%
Onslow	209,491	158,344	349,425	335,022	260,934	318,613	255,727	1.04	1.67	60%
Orange	149,665	131,067	84,452	75,140	96,571	94,842	87,640	1.36	0.56	-59%
Pamlico	12,299	8,541	20,603	17,302	16,628	16,228	26,308	0.75	1.68	123%
Pasquotank	40,763	30,150	19,376	52,596	24,468	49,563	46,022	0.97	0.48	-51%
Pender	65,282	18,188	52,502	46,680	45,379	44,975	78,695	0.60	0.80	34%
Perquimans	13,445	7,520	7,953	6,219	23,344	23,304	6,967	0.73	0.59	-19%
Person	39,586	24,249	37,903	50,554	52,451	58,182	54,968	0.80	0.96	20%
Pitt	172,231	132,896	165,432	172,395	193,026	159,551	162,189	1.21	0.96	-21%
Polk	19,571	9,327	24,198	24,528	22,987	29,598	24,197	0.63	1.24	96%
Randolph	145,796	78,663	130,499	126,724	125,751	126,533	146,150	0.73	0.90	23%
Richmond	42,330	60,752	70,977	65,362	67,469	71,785	78,132	1.35	1.68	24%
Robeson	116,951	104,700	197,793	185,047	181,971	159,954	177,927	0.99	1.69	71%
Rockingham	91,912	71,481	150,600	149,807	136,795	148,918	170,601	0.83	1.64	97%
Rowan	148,765	90,081	185,054	207,496	199,527	171,653	142,744	0.80	1.24	55%
Rutherford	64,184	89,175	55,736	62,981	67,976	57,393	48,164	1.56	0.87	-44%
Sampson	58,987	33,545	66,125	65,614	67,679	62,633	64,655	0.70	1.12	60%

July 2022		1991-1992	2022-2023	2021-2022	2020-2019	2019-2018	2018-2017	1991-1992	2022-2023	2020-2021**
Scotland	33,079	39,867	31,629	36,643	42,855	38,861	41,464	1.17	0.96	-18%
Stanly	62,883	69,288	78,065	84,753	79,432	75,169	72,492	1.32	1.24	-6%
Stokes	45,039	17,976	15,086	17,327	11,515	11,239	10,716	0.47	0.33	-29%
Surry	71,329	73,595	68,187	66,716	67,676	63,691	60,839	1.18	0.96	-19%
Swain	14,316	5,651	9,679	9,516	9,619	8,851	8,233	0.50	0.68	35%
Transylvania	33,498	30,072	37,810	34,516	32,258	23,284	26,058	1.16	1.13	-3%
Tyrrell	3,193	2,985	2,363	2,461	2,537	2,867	2,916	0.79	0.74	-6%
Union	247,301	77,842	478,799	380,424	378,443	343,465	289,218	0.90	1.94	115%
Vance	42,014	43,267	47,558	44,334	57,296	52,801	48,617	1.11	1.13	2%
Wake	1,169,294	569,622	1,700,314	1,826,769	1,704,283	1,658,603	1,487,916	1.29	1.45	13%
Warren	18,873	10,978	2,396	9,309	9,515	9,785	6,858	0.63	0.13	-80%
Washington	10,607	11,699	9,949	7,709	8,946	24,594	10,492	0.84	0.94	12%
Watauga	54,068	36,755	87,406	63,415	68,316	66,285	63,505	0.99	1.62	63%
Wayne	117,544	106,149	142,216	188,043	145,265	144,872	138,852	1.00	1.21	21%
Wilkes	65,698	58,818	84,395	67,846	61,469	61,395	61,082	0.97	1.28	32%
Wilson	77,877	120,870	135,466	148,315	214,120	184,777	189,967	1.82	1.74	-4%
Yadkin	37,117	20,779	33,223	35,370	41,846	31,439	33,716	0.67	0.90	34%
Yancey	18,455	15,576	16,481	16,262	27,537	26,436	14,423	1.01	0.89	-12%
N.C. Waste – Cherokee Reservation			16,889	16,322	19,054	16,114	17,367			
N.C. Waste – Unspecified County			179,219	156,839	110,645	440,627	155,979			
State Totals	10,667,874	7,257,428	14,037,108	14,024,453	13,949,017	13,926,676	13,855,649	1.07	1.32	23%

** Percent Change formula: (current year per capita minus base year per capita) divided by base year per capita

I. NC Waste Disposal Report FY 2021-2022

County	Total Tons Disposed	Population	Per Capita Disposal	Landfilled Tons	Exported Tons	Imported Tons
Alamance	169,900.99	177,141.00	0.96	166,172.00	3,999.30	270.31
Alexander	28,814.00	36,429.00	0.79	28,814.00	-	-
Alleghany	11,752.00	11,132.00	1.06	11,752.00	-	-
Anson	70,274.79	21,502.00	3.27	69,958.00	316.79	-
Ashe	23,427.00	26,653.00	0.88	23,427.00	-	-
Avery	17,273.00	17,951.00	0.96	17,273.00	-	-
Beaufort	44,267.72	44,395.00	1.00	37,363.00	7,584.72	680.00
Bertie	18,860.00	16,933.00	1.11	18,860.00	-	-
Bladen	74,805.99	29,195.00	2.56	70,027.00	4,778.99	-
Brunswick	208,406.00	150,848.00	1.38	208,406.00	-	-
Buncombe	318,505.69	274,361.00	1.16	325,950.00	3,312.69	10,757.00
Burke	81,966.00	87,412.00	0.94	81,966.00	-	-
Cabarrus	318,601.65	235,654.00	1.35	297,335.00	21,266.65	-
Caldwell	94,920.00	80,975.00	1.17	94,920.00	-	-
Camden	5,026.05	10,915.00	0.46	1,572.00	3,454.05	-
Carteret	147,877.56	68,813.00	2.15	135,507.00	17,109.56	4,739.00
Caswell	4,986.42	22,339.00	0.22	917.00	4,069.42	-
Catawba	255,542.82	162,790.00	1.57	255,505.00	37.82	-
Chatham	199,658.29	78,450.00	2.55	173,556.00	26,102.29	-
Cherokee	17,266.00	29,177.00	0.59	17,266.00	-	-
Chowan	17,383.77	13,677.00	1.27	7,771.00	9,612.77	-
Clay	5,373.00	11,415.00	0.47	5,373.00	-	-
Cleveland	191,690.30	101,874.00	1.88	191,126.00	564.30	-
Columbus	38,768.34	50,043.00	0.77	44,353.00	459.34	6,044.00
Craven	145,546.89	102,032.00	1.43	139,974.00	5,572.89	-
Cumberland	443,142.50	343,588.00	1.29	478,107.00	3,209.45	38,173.95
Currituck	4,769.90	30,904.00	0.15	29,911.00	-	25,141.10
Dare	97,814.44	37,937.00	2.58	73,571.00	24,243.44	-

Davidson	167,525.61	172,093.00	0.97	159,768.00	7,757.61	-
Davie	33,371.76	43,754.00	0.76	33,144.00	227.76	-
Duplin	109,655.37	48,747.00	2.25	102,113.00	7,542.37	-
Durham	386,548.39	332,576.00	1.16	477,803.00	23,647.96	114,902.56
Edgecombe	67,725.02	47,707.00	1.42	45,915.00	21,904.02	94.00
Forsyth	481,543.60	386,047.00	1.25	468,469.00	15,792.06	2,717.46
Franklin	55,908.95	73,371.00	0.76	76,081.00	4,411.82	24,583.87
Gaston	313,289.85	237,542.00	1.32	331,530.00	3,451.21	21,691.37
Gates	7,877.94	10,312.00	0.76	1,325.00	6,552.94	-
Graham	65.72	8,052.00	0.01	65.00	0.72	-
Granville	54,645.03	62,050.00	0.88	40,577.00	14,068.03	-
Greene	11,529.40	20,119.00	0.57	3,467.00	8,062.40	-
Guilford	807,328.20	544,278.00	1.48	824,651.00	1,727.03	19,049.83
Halifax	50,390.22	47,787.00	1.05	59,194.00	11.22	8,815.00
Harnett	125,307.06	139,562.00	0.90	118,371.00	6,936.06	-
Haywood	81,089.00	62,888.00	1.29	81,089.00	-	-
Henderson	130,917.59	117,274.00	1.12	123,531.00	10,757.00	3,370.41
Hertford	19,940.00	19,507.00	1.02	18,295.00	1,645.00	-
Hoke	43,753.57	55,151.00	0.79	42,034.00	1,719.57	-
Hyde	7,459.50	4,549.00	1.64	6,952.00	507.50	-
Iredell	251,076.00	196,170.00	1.28	249,195.00	1,881.00	-
Jackson	36,308.00	42,972.00	0.84	36,308.00	-	-
Johnston	188,941.53	233,435.00	0.81	167,073.00	21,868.53	-
Jones	(54,057.17)	9,199.00	(5.88)	2,779.00	3,663.37	60,499.54
Lee	73,070.47	64,907.00	1.13	106,390.00	501.92	33,821.44
Lenoir	82,614.00	54,572.00	1.51	98,298.00	87.62	15,771.61
Lincoln	81,767.46	91,171.00	0.90	78,376.00	3,391.46	-
Macon	41,609.00	37,653.00	1.11	41,609.00	-	-
Madison	12,728.00	21,522.00	0.59	12,728.00	-	-
Martin	23,810.43	21,476.00	1.11	14,775.00	9,035.43	-

McDowell	44,259.00	44,443.00	1.00	44,259.00	-	-
Mecklenburg	1,755,492.90	1,135,873.00	1.55	1,759,715.00	22,792.60	27,014.70
Mitchell	14,984.03	14,895.00	1.01	1,515.00	13,469.03	-
Montgomery	42,248.86	25,757.00	1.64	44,734.00	6.80	2,491.94
Moore	106,688.55	104,758.00	1.02	92,643.00	14,045.55	-
Nash	107,535.54	95,446.00	1.13	102,250.00	23,196.52	17,910.98
New Hanover	410,337.34	235,245.00	1.74	410,213.00	124.34	-
Northampton	9,493.00	17,036.00	0.56	2,323.00	7,170.00	-
Onslow	349,425.04	209,491.00	1.67	313,723.00	38,792.04	3,090.00
Orange	84,451.64	149,665.00	0.56	23,630.00	60,821.64	-
Pamlico	20,603.21	12,299.00	1.68	19,798.00	889.21	84.00
Pasquotank	19,376.31	40,763.00	0.48	21,897.00	876.21	3,396.89
Pender	52,502.25	65,282.00	0.80	46,333.00	6,304.62	135.37
Perquimans	7,952.60	13,445.00	0.59	24,117.00	-	16,164.40
Person	37,902.88	39,586.00	0.96	36,598.00	1,304.88	-
Pitt	165,432.02	172,231.00	0.96	183,674.00	1,304.24	19,546.22
Polk	24,198.43	19,571.00	1.24	24,184.00	14.43	-
Randolph	130,499.17	145,796.00	0.90	131,359.00	2,215.24	3,075.08
Richmond	70,976.69	42,330.00	1.68	68,171.00	2,805.69	-
Robeson	197,793.24	116,951.00	1.69	183,980.00	13,813.24	-
Rockingham	150,600.06	91,912.00	1.64	148,398.00	2,202.06	-
Rowan	185,053.78	148,765.00	1.24	219,352.00	13.20	34,311.43
Rutherford	55,736.00	64,184.00	0.87	55,736.00	-	-
Sampson	66,125.17	58,987.00	1.12	61,032.00	5,093.17	-
Scotland	31,628.53	33,079.00	0.96	30,673.00	1,172.64	217.11
Stanly	78,064.87	62,883.00	1.24	72,816.00	5,248.87	-
Stokes	15,086.00	45,039.00	0.33	15,085.00	1.00	-
Surry	68,187.00	71,329.00	0.96	68,187.00	-	-
Swain	9,679.00	14,316.00	0.68	9,679.00	-	-
Transylvania	37,810.29	33,498.00	1.13	37,767.00	43.29	-

Tyrrell	2,363.40	3,193.00	0.74	2,256.00	107.40	-
Union	478,799.05	247,301.00	1.94	488,421.00	428.86	10,050.81
Vance	47,557.97	42,014.00	1.13	57,185.00	1,882.97	11,510.00
Wake	1,700,313.80	1,169,294.00	1.45	1,673,874.00	67,500.12	41,060.33
Warren	2,396.37	18,873.00	0.13	6.00	2,390.37	-
Washington	9,949.33	10,607.00	0.94	9,756.00	193.33	-
Watauga	87,406.00	54,068.00	1.62	87,406.00	-	-
Wayne	142,215.93	117,544.00	1.21	127,838.00	14,377.93	-
Wilkes	84,395.00	65,698.00	1.28	84,395.00	-	-
Wilson	135,465.76	77,877.00	1.74	194,826.00	70.94	59,431.18
Yadkin	33,223.45	37,117.00	0.90	33,206.00	17.45	-
Yancey	16,480.97	18,455.00	0.89	29,950.00	-	13,469.03

J. Municipal Solid Waste and construction and Demolition Waste – Exports and Imports FY 2022-2023

Imports

Receiving Facility	Source	Type	Tons
Anson Landfill	SC	MSW	31,816.00
Upper Piedmont Regional Landfill	VA	MSW	30,492.00
South Charlotte Transfer Station	SC	MSW	12,809.00
Mecklenburg County Landfill	SC	MSW	6,339.00
Lake Norman Landfill	SC	CD	4,163.00
Waste Connections Monroe Transfer Station	SC	MSW	3,619.00
Waste Management Of Carolinas	SC	MSW	2,469.00
O'Leary Resource Recovery Center	SC	MSW	1,572.00
Queen City Transfer Station	SC	MSW	557.00
Scotland County CDLF	SC	CD	552.00
Gaston County Landfill	SC	MSW	10.00
Gaston County C&D Landfill	SC	CD	4.00
Vance County Transfer Station	VA	MSW	1.00
Total			94,403.00

Exports

Receiving Facility	Facility State	Type	Tons
Union County Landfill dba Upstate Regional Landfill SC	SC	MSW	197,120.00
First Piedmont Industrial Landfill	VA	Indus	101,601.81
Eco Safe Landfill	TN	MSW	99,102.00
WM R&B LANDFILL	GA	MSW	68,566.00
Lakeway Recycling and Sanitation	TN	MSW	11,542.00
Lee County Landfill SC, LLC SC #312411-1101	SC	MSW	1,409.00
Total			668,146.81

K. Industrial Waste Disposal FY 2022-2023

Permit Number	Status	Facility	2022-2023 tons	2021-2022 tons	2020-2021 tons	2019-2020 tons	2018-2019 tons
1119-INDUS-2020	Active	Duke Energy Progress - Asheville	32,696.00	1,057,828.00	370,123.00		
1812-INDUS-2008	Active	Duke Energy Carolinas - Marshall, Industrial	887,915.00	1,306,356.00	311,584.00	359,736.00	350,613.00
2402-INDUS-2005	Active	International Paper	54,320.00	92,458.00	56,101.00	60,321.00	141,531.00
3612-INDUS-2008	Active	Duke Energy Carolinas - Allen	14,702.00	30,542.00	50,898.00	77,044.00	37,822.00
4406-INDUS-1984	Active	Blue Ridge Paper Products, Inc.	321,307.00	352,960.00	285,929.00	326,342.00	359,795.00
6004-INDUS-1981	Post-Closure	Duke Energy Carolinas - McGuire Landfill 1 (fmr misnamed permit # 6004-MSWLF)		1,134.00	5,617.00	2,990.00	2,774.00
6004-INDUS-1991	Active	Duke Energy Carolinas - McGuire Landfill 2 (fmr misnamed permit # 6004-INDUS-1981)	134.00				
6512-INDUS-2016	Post-Closure	Duke Energy Progress - Sutton Energy Complex				865,371.00	2,885,004.00
7302-INDUS-1988	Active	Duke Energy Progress - Roxboro	268,440.00	1,092,256.00	671,081.00	345,759.00	265,809.00
7305-INDUS-2012	Active	Duke Energy, Mayo Steam Electric Plant	667,644.00	284,699.00	71,670.00	224,685.00	67,314.00
7906-INDUS-2016	Post-Closure	Duke Energy Carolinas - Dan River				317,166.00	1,238,469.00
8106-INDUS-2009	Active	Duke Energy Carolinas - Rogers	1,815,756.00	1,360,685.00	537,242.00	252,929.00	259,979.00
8504-INDUS-2007	Active	Duke Energy Carolinas - Belews Creek, Craig Road Landfill	156,004.00	153,502.00	184,835.00	167,323.00	106,927.00
8505-INDUS-2008	Active	Duke Energy Carolinas - Belews Creek, Craig Road Landfill, FGD	198,022.00	284,108.00	-64,678.00	15,605.00	68,427.00
9401-INDUS-2008	Active	Domtar Paper Company Landfill, Lined #3	984.00	1,917.00	1,468.00	939.00	1,874.00
9703-INDUS-1981	Active	Louisiana-Pacific Corporation				6,278.00	8,905.00
Total		All Landfills	4,021,880.00	5,450,229.00	2,481,870.00	3,022,488.00	5,795,243.00

L. Public and Private Municipal Solid Waste and Construction and Demolition Disposal FY 2022-2023

Permit Number	Facility	Tons				
		2022-2023	2021-2022	2020-2021	2019-2020	2018-2019
0104-MSWLF-1994	Alamance County Austin Quarter Road Landfill Facility	138,821.00	130,664.00	129,889.00	118,024.00	118,863.00
0105-CDLF-1998	Cobles C&D Landfill	25,635.00	11,292.00	14,556.00	17,412.00	19,487.00
0201-CDLF-1997	Alexander County CDLF	4,574.00	4,416.00	4,032.00	4,960.00	3,205.00
0403-MSWLF-2010	Anson Landfill	1,039,493.00	979,453.00	893,176.00	800,151.00	797,245.00
0501-MSWLF-1993	Ashe County Landfill	23,387.00	25,287.00	24,595.00	23,355.00	22,353.00
0603-CDLF-1996	Avery County C&D Landfill	16.00	34.00	4,480.00	4,194.00	2,991.00
0803-MSWLF-1993	East Carolina Regional Landfill	546,200.00	555,813.00	527,992.00	528,641.00	495,068.00
1007-CDLF-1997	Brunswick County CDLF	17,516.00	16,689.00	18,967.00	17,007.00	25,840.00
1107-CDLF-1998	Buncombe County C&D Unit	83,024.00	90,867.00	47,121.00	37,232.00	33,760.00
1107-MSWLF-1996	Buncombe County MSW Landfill	154,171.00	140,738.00	185,387.00	189,039.00	158,150.00
1203-CDLF-2014	Burke County Johns River Waste Management	7,505.00	7,360.00	8,005.00	8,629.00	9,071.00
1302-CDLF-2006	Cabarrus County CDLF	16,770.00	15,550.00	17,968.00	21,089.00	19,804.00
1304-MSWLF-1992	BFI-Charlotte Mtr Speedway Landfill V	1,014,395.00	1,200,920.00	1,072,588.00	1,215,991.00	1,253,897.00
1306-CDLF-2000	Highway 49 C&D Landfill & Recycling Greenway Waste	188,648.00	147,778.00	139,872.00	114,958.00	114,348.00
1403-MSWLF-1998	Foothills Environmental Landfill	370,357.00	371,727.00	385,653.00	359,543.00	383,003.00
1803-CDLF-	Blackburn Resource Recovery C&D Facility	54,409.00	49,399.00	51,808.00	46,920.00	37,075.00
1803-MSWLF-1997	Blackburn Resource Recovery Facility	200,166.00	173,994.00	177,352.00	159,175.00	157,455.00
2002-MSWLF-1998	Cherokee County MSW Facility	17,266.00	18,758.00	20,630.00	18,573.00	20,491.00
2301-CDLF-1997	Cleveland County CDLF	67,881.00	72,772.00	56,182.00	53,191.00	102,902.00
2301-MSWLF-2009	Cleveland County Landfill Self-McNeilly	99,042.00	99,427.00	95,171.00	95,948.00	113,580.00
2509-MSWLF-1999	CRSWMA - Long Term Regional Landfill	228,052.00	237,143.00	230,367.00	244,810.00	326,054.00
2601-CDLF-1997	Cumberland County C&D Unit	64,523.00	41,413.00	44,394.00	52,066.00	61,291.00
2601-MSWLF-1997	Ann Street Cumberland County Landfill	139,134.00	139,077.00	139,318.00	136,850.00	134,999.00
2803-CDLF-1995	Dare County C&D Landfill	17,019.00	17,846.00	13,127.00	12,345.00	13,464.00
2906-MSWLF-2008	Davidson County MSW Lined Landfill	152,647.00	168,430.00	166,162.00	151,981.00	149,294.00
3301-CDLF-1997	Edgecombe County CDLF	10,338.00	14,556.00	13,946.00	12,671.00	9,863.00
3402-MSWLF-1997	Hanes Mill Road Landfill	238,866.00	297,426.00	281,228.00	276,064.00	283,949.00
3412-CDLF-1995	Winston-Salem, City of Old Salisbury Road CDLF	33,751.00	26,626.00	48,733.00	54,269.00	57,938.00

3606-CDLF-1995	Gaston County C&D Landfill	101,100.00	85,757.00	91,753.00	78,902.00	76,965.00
3606-MSWLF-1997	Gaston County Landfill	221,499.00	209,459.00	195,126.00	191,123.00	188,991.00
3901-MSWLF-2012	Oxford Subtitle D MSWLF	36,686.00	35,850.00	43,809.00	43,998.00	47,597.00
4002-CDLF-1997	Greene County CDLF	3,466.00	1,829.00	2,112.00	2,005.00	3,388.00
4103-CDLF-1998	Greensboro, City of White Street Landfill	47,183.00	50,733.00	66,938.00	46,391.00	44,980.00
4104-MSWLF-1991	High Point, City of Kersey Valley Landfill	125,777.00	125,669.00	137,642.00	154,932.00	135,807.00
4112-MSWLF-1997	Greensboro, City of White Street MSWLF	9,197.00	8,881.00	7,584.00	8,285.00	7,533.00
4116-CDLF-2012	WI High Point Landfill, LLC	120,866.00	75,807.00	54,350.00	45,776.00	51,118.00
4117-CDLF-2008	A-1 Sandrock C&D Landfill	53,747.00	104,313.00	109,411.00	94,394.00	108,030.00
4204-CDLF-1998	Halifax County Landfill					4,986.00
4204-CDLF-2013	Halifax County Landfill	2,526.00	4,537.00	8.00	8.00	
4302-CDLF-1998	Harnett County CDLF					19,621.00
4302-CDLF-2018	Harnett County Dunn-Erwin C&D Landfill	33,267.00	30,984.00	23,241.00	19,532.00	
4303-CDLF-1997	Harnett Co. Anderson Creek C&D Landfill	13,192.00	16,958.00	13,166.00	15,267.00	13,856.00
4407-MSWLF-1993	Haywood Co White Oak Landfill	174,093.00	179,034.00	159,304.00	160,354.00	143,683.00
4903-MSWLF-1993	Iredell County Sanitary LF	239,708.00	261,212.00	251,172.00	240,738.00	237,964.00
5103-CDLF-	Johnston County C&D Landfill			17,066.00	77,208.00	53,949.00
5103-MSWLF-	Johnston County MSW Landfill	156,075.00	148,917.00	175,706.00	112,223.00	106,880.00
5203-CDLF-2013	The Maysville Construction and Demolition Landfill	63,236.00	68,151.00	20,543.00	49,452.00	108,229.00
5403-CDLF-1997	Lenoir County CDLF	30,158.00	29,293.00	0.00	13,340.00	9,804.00
5503-CDLF-1999	Lincoln County C&D Unit			0.00		8,674.00
5503-MSWLF-1986	Lincoln County Landfill	54,208.00	46,727.00	49,985.00	51,114.00	41,173.00
5504-CDLF-1999	Lake Norman Landfill	33,623.00	53,408.00	45,519.00	56,489.00	42,731.00
5703-MSWLF-1992	Macon County Landfill Open	41,593.00	43,416.00	40,775.00	38,114.00	40,135.00
5803-CDLF-1995	Madison County C&D Unit	1,186.00	1,231.00	1,215.00	1,429.00	2,444.00
5901-CDLF-1995	Martin County C&D Landfill	4,269.00	4,638.00	5,636.00	4,402.00	4,972.00
6013-CDLF-1993	Greenway Waste Solutions at North Meck			112,655.00	116,104.00	97,607.00
6013-CDLF-2021	Greenway Waste Solutions of North Meck	76,009.00	122,218.00			
6019-MSWLF-2000	Mecklenburg County Landfill	147,955.00	140,952.00	154,005.00	144,609.00	128,944.00
6204-MSWLF-1995	Uwharrie Env. Reg. Landfill	568,674.00	558,099.00	491,999.00	456,366.00	464,672.00
6301-CDLF-1992	Moore County C&D Landfill	28,295.00	29,313.00	27,317.00	30,816.00	32,107.00

6403-CDLF-2000	Nash County C&D Landfill	13,344.00	14,922.00	20,876.00	15,749.00	13,663.00
6504-MSWLF-1981	New Hanover County Landfill				37,395.00	286,808.00
6504-MSWLF-2017	New Hanover County Landfill	374,819.00	374,355.00	374,871.00	359,867.00	164,634.00
6708-MSWLF-1997	Camp Lejeune MSW Landfill	40,479.00	18,877.00	21,609.00	55,949.00	26,694.00
6709-MSWLF-1997	Onslow County Subtitle D Landfill	115,006.00	173,494.00	181,803.00	178,768.00	175,750.00
6804-CDLF-2005	Orange County CDLF	19,966.00	22,799.00	23,629.00	12,398.00	12,795.00
7002-CDLF-1996	Pasquotank County C&D Landfill	15,370.00	17,195.00	16,654.00	17,050.00	14,600.00
7304-MSWLF-1997	Upper Piedmont Regional Landfill	347,437.00	345,514.00	319,794.00	270,889.00	254,420.00
7407-CDLF-2009	C & D Landfill Inc	32,488.00	33,963.00	35,828.00	31,715.00	37,803.00
7606-CDLF-2001	Wall Recycling CDLF				19,149.00	22,760.00
7606-CDLF-2021	Wall Recycling CDLF	25,646.00	27,131.00	20,993.00		
7607-MSWLF-2015	Great Oak Landfill	789,850.00	725,977.00	643,036.00	559,029.00	556,126.00
7803-CDLF-1997	Robeson County CDLF	39,964.00	29,733.00	38,042.00	31,323.00	34,853.00
7803-MSWLF-1997	Robeson County Landfill	132,819.00	127,341.00	117,755.00	108,328.00	115,689.00
7904-MSWLF-1995	Rockingham County Landfill	121,625.00	110,264.00	107,759.00	126,046.00	137,337.00
8003-MSWLF-1988	Rowan County Landfill	188,306.00	185,317.00	175,954.00	150,707.00	142,631.00
8103-CDLF-2002	Rutherford County C&D	8,993.00	15,180.00	11,682.00	8,463.00	8,254.00
8202-CDLF-1996	Sampson County Disposal, LLC	399.00	530.00	3,966.00	16,876.00	3,480.00
8202-MSWLF-2000	Sampson County Disposal, LLC	2,035,335.00	1,853,380.00	1,740,095.00	1,615,337.00	1,767,087.00
8301-CDLF-1997	Scotland County CDLF	7,390.00	7,176.00	8,587.00	11,672.00	24,157.00
8401-CDLF-1997	Albemarle, City of CDLF	19,114.00	17,984.00	18,962.00	20,621.00	10,910.00
8401-MSWLF-1999	Albemarle, City of Landfill	51,096.00	54,007.00	52,204.00	47,796.00	54,137.00
8606-MSWLF-1998	Surry County MSWLF	67,931.00	65,632.00	67,398.00	63,402.00	59,413.00
8807-MSWLF-1990	Transylvania County Landfill	37,767.00	33,258.00	30,227.00	23,160.00	25,385.00
9001-CDLF-1998	Union County C&D	90,643.00	75,184.00	63,489.00	53,031.00	44,971.00
9001-CDLF-2022	Union County C&D	90,643.00				
9222-MSWLF-2008	Wake County South Wake MSWLF	530,742.00	545,071.00	552,767.00	529,870.00	506,581.00
9226-CDLF-2001	Shotwell Landfill, Inc.					142,470.00
9226-CDLF-2020	Shotwell Landfill, Inc	177,884.00	139,683.00	161,192.00	149,836.00	
9228-CDLF-2001	Red Rock Disposal C&D Landfill	412,050.00	425,689.00	449,167.00	416,806.00	350,854.00

9230-CDLF-2014	Greenway Waste Solutions of Apex, LLC	65,582.00	81,362.00	112,208.00	98,458.00	88,405.00
9231-CDLF-2012	Brownfield Road C&D Landfill	289,732.00	384,856.00	201,742.00	205,309.00	199,998.00
9404-CDLF-1996	Washington County C&D Landfill	1,979.00	738.00	1,461.00	16,950.00	3,600.00
9601-CDLF-1997	Wayne County CDLF	28,169.00	27,470.00	29,949.00	35,802.00	38,451.00
9606-MSWLF-1998	Wayne County Landfill	117,835.00	97,561.00	97,145.00	91,377.00	82,807.00
9704-MSWLF-1993	Wilkes County MSWLF	83,979.00	67,296.00	61,439.00	61,392.00	61,061.00
9809-CDLF-2004	Wilson County Westside C&D Landfill (Area 1)	31,341.00	27,433.00	28,455.00		
U0024-MSWLF-	Brunswick Waste Management Facility		62,436.00	57,589.00	139,992.00	145,418.00
U0033-MSWLF-	Pine Bluff Landfill			0.00	2,448.00	5,676.00
U0034-MSWLF-	Lee County Landfill SC, LLC SC #312411-1101	1,409.00				
U0035-MSWLF-	Bristol Landfill VA #588		21,191.00	18,105.00	15,506.00	14,823.00
U0038-MSWLF-	R & B Landfill	68,566.00	69,561.00	79,386.00	413,102.00	838,469.00
U0039-MSWLF-	Atlantic Waste Disposal, Inc. VA #562		83,150.00		52,759.00	48,232.00
U0047-MSWLF-	Eagle Point MSWLF GA #058-012D					6,500.00
U0048-MSWLF-	Union County (SC) Landfill SC #442441-1101	197,120.00	125,157.00	204,372.00	148,318.00	191,489.00
U0050-MSWLF-	Richland Landfill, Inc.		66,945.00	101,704.00	99,914.00	88,754.00
U0051-MSWLF-	Lakeway Recycling & Sanitation, Inc. TN #32-0280	11,542.00	12,118.00	11,347.00	11,338.00	10,501.00
U0111-MSWLF-	Waste Management-Hickory Hill Landfill #272401-1101	0.00	0.00	42.00		976.00
U0117-CDLF-	Hampton Roads Recovery Center VA #603		0.00		20,825.00	
U0118-MSWLF-	Advanced Disposal Eco-Safe Landfill	99,102.00	52,435.00	55,073.00	51,147.00	
U0120-MSWLF-	Twin Chimneys Landfill SC		151.00	540.00	30,886.00	37,975.00
U0124-CDLF-	Marion Co. C & D Reclamation		70.00	5,598.00		
Total	All Landfills	14,124,656.00	14,112,427.00	13,435,230.00	13,455,214.00	14,009,677.00

M. Public and Private Municipal Solid Waste FY 2022-2023

Permit Number	Facility	Tons				
		2022-2023	2021-2022	2020-2021	2019-2020	2018-2019
0104-MSWLF-1994	Alamance County Austin Quarter Road Landfill Facility	138,821.00	130,664.00	129,889.00	118,024.00	118,863.00
0403-MSWLF-2010	Anson Landfill	1,039,493.00	979,453.00	893,176.00	800,151.00	797,245.00
0501-MSWLF-1993	Ashe County Landfill	23,387.00	25,287.00	24,595.00	23,355.00	22,353.00

0803-MSWLF-1993	East Carolina Regional Landfill	546,200.0 0	555,813.0 0	527,992.0 0	528,641.0 0	495,068.0 0
1107-MSWLF-1996	Buncombe County MSW Landfill	154,171.0 0	140,738.0 0	185,387.0 0	189,039.0 0	158,150.0 0
1304-MSWLF-1992	BFI-Charlotte Mtr Speedway Landfill V	1,014,395.00	1,200,920.00	1,072,588.00	1,215,991.00	1,253,897.00
1403-MSWLF-1998	Foothills Environmental Landfill	370,357.0 0	371,727.0 0	385,653.0 0	359,543.0 0	383,003.0 0
1803-MSWLF-1997	Blackburn Resource Recovery Facility	200,166.0 0	173,994.0 0	177,352.0 0	159,175.0 0	157,455.0 0
2002-MSWLF-1998	Cherokee County MSW Facility	17,266.00	18,758.00	20,630.00	18,573.00	20,491.00
2301-MSWLF-2009	Cleveland County Landfill Self-McNeilly	99,042.00	99,427.00	95,171.00	95,948.00	113,580.0 0
2509-MSWLF-1999	CRSWMA - Long Term Regional Landfill	228,052.0 0	237,143.0 0	230,367.0 0	244,810.0 0	326,054.0 0
2601-MSWLF-1997	Ann Street Cumberland County Landfill	139,134.0 0	139,077.0 0	139,318.0 0	136,850.0 0	134,999.0 0
2906-MSWLF-2008	Davidson County MSW Lined Landfill	152,647.0 0	168,430.0 0	166,162.0 0	151,981.0 0	149,294.0 0
3402-MSWLF-1997	Hanes Mill Road Landfill	238,866.0 0	297,426.0 0	281,228.0 0	276,064.0 0	283,949.0 0
3606-MSWLF-1997	Gaston County Landfill	221,499.0 0	209,459.0 0	195,126.0 0	191,123.0 0	188,991.0 0
3901-MSWLF-2012	Oxford Subtitle D MSWLF	36,686.00	35,850.00	43,809.00	43,998.00	47,597.00
4104-MSWLF-1991	High Point, City of Kersey Valley Landfill	125,777.0 0	125,669.0 0	137,642.0 0	154,932.0 0	135,807.0 0
4112-MSWLF-1997	Greensboro, City of White Street MSWLF	9,197.00	8,881.00	7,584.00	8,285.00	7,533.00
4407-MSWLF-1993	Haywood Co White Oak Landfill	174,093.0 0	179,034.0 0	159,304.0 0	160,354.0 0	143,683.0 0
4903-MSWLF-1993	Iredell County Sanitary LF	239,708.0 0	261,212.0 0	251,172.0 0	240,738.0 0	237,964.0 0
5103-MSWLF-	Johnston County MSW Landfill	156,075.0 0	148,917.0 0	175,706.0 0	112,223.0 0	106,880.0 0
5503-MSWLF-1986	Lincoln County Landfill	54,208.00	46,727.00	49,985.00	51,114.00	41,173.00
5703-MSWLF-1992	Macon County Landfill Open	41,593.00	43,416.00	40,775.00	38,114.00	40,135.00
6019-MSWLF-2000	Mecklenburg County Landfill	147,955.0 0	140,952.0 0	154,005.0 0	144,609.0 0	128,944.0 0
6204-MSWLF-1995	Uwharrie Env. Reg. Landfill	568,674.0 0	558,099.0 0	491,999.0 0	456,366.0 0	464,672.0 0
6504-MSWLF-1981	New Hanover County Landfill				37,395.00	286,808.0 0
6504-MSWLF-2017	New Hanover County Landfill	374,819.0 0	374,355.0 0	374,871.0 0	359,867.0 0	164,634.0 0
6708-MSWLF-1997	Camp Lejeune MSW Landfill	40,479.00	18,877.00	21,609.00	55,949.00	26,694.00
6709-MSWLF-1997	Onslow County Subtitle D Landfill	115,006.0 0	173,494.0 0	181,803.0 0	178,768.0 0	175,750.0 0
7304-MSWLF-1997	Upper Piedmont Regional Landfill	347,437.0 0	345,514.0 0	319,794.0 0	270,889.0 0	254,420.0 0

7607-MSWLF-2015	Great Oak Landfill	789,850.0 0	725,977.0 0	643,036.0 0	559,029.0 0	556,126.0 0
7803-MSWLF-1997	Robeson County Landfill	132,819.0 0	127,341.0 0	117,755.0 0	108,328.0 0	115,689.0 0
7904-MSWLF-1995	Rockingham County Landfill	121,625.0 0	110,264.0 0	107,759.0 0	126,046.0 0	137,337.0 0
8003-MSWLF-1988	Rowan County Landfill	188,306.0 0	185,317.0 0	175,954.0 0	150,707.0 0	142,631.0 0
8202-MSWLF-2000	Sampson County Disposal, LLC	2,035,335.00	1,853,380.00	1,740,095.00	1,615,337.00	1,767,087.00
8401-MSWLF-1999	Albemarle, City of Landfill	51,096.00	54,007.00	52,204.00	47,796.00	54,137.00
8606-MSWLF-1998	Surry County MSWLF	67,931.00	65,632.00	67,398.00	63,402.00	59,413.00
8807-MSWLF-1990	Transylvania County Landfill	37,767.00	33,258.00	30,227.00	23,160.00	25,385.00
9222-MSWLF-2008	Wake County South Wake MSWLF	530,742.0 0	545,071.0 0	552,767.0 0	529,870.0 0	506,581.0 0
9606-MSWLF-1998	Wayne County Landfill	117,835.0 0	97,561.00	97,145.00	91,377.00	82,807.00
9704-MSWLF-1993	Wilkes County MSWLF	83,979.00	67,296.00	61,439.00	61,392.00	61,061.00
U0024-MSWLF-	Brunswick Waste Management Facility		62,436.00	57,589.00	139,992.0 0	145,418.0 0
U0033-MSWLF-	Pine Bluff Landfill			0.00	2,448.00	5,676.00
U0034-MSWLF-	Lee County Landfill SC, LLC SC #312411-1101	1,409.00				
U0035-MSWLF-	Bristol Landfill VA #588		21,191.00	18,105.00	15,506.00	14,823.00
U0038-MSWLF-	R & B Landfill	68,566.00	69,561.00	79,386.00	413,102.0 0	838,469.0 0
U0039-MSWLF-	Atlantic Waste Disposal, Inc. VA #562		83,150.00		52,759.00	48,232.00
U0047-MSWLF-	Eagle Point MSWLF GA #058-012D					6,500.00
U0048-MSWLF-	Union County (SC) Landfill SC #442441-1101	197,120.0 0	125,157.0 0	204,372.0 0	148,318.0 0	191,489.0 0
U0050-MSWLF-	Richland Landfill, Inc.		66,945.00	101,704.0 0	99,914.00	88,754.00
U0051-MSWLF-	Lakeway Recycling & Sanitation, Inc. TN #32-0280	11,542.00	12,118.00	11,347.00	11,338.00	10,501.00
U0111-MSWLF-	Waste Management-Hickory Hill Landfill #272401-1101	0.00	0.00	42.00		976.00
U0118-MSWLF-	Advanced Disposal Eco-Safe Landfill	99,102.00	52,435.00	55,073.00	51,147.00	
U0120-MSWLF-	Twin Chimneys Landfill SC		151.00	540.00	30,886.00	37,975.00
Total	All MSW Landfills	11,550,227.00	11,567,561.00	11,108,629.00	11,164,723.00	11,763,153.00

N. Public and Private Tipping Fees FY 2021-2022

County	Permit Number	Permit Name	Facility	Type	Tipping Fee	Fee Incl Tax
Alamance	0102-INCIN-M-	Stericycle, Inc.	Medical	Incineration	\$0.00	N/a
Alamance	0104-MSWLF-1994	Alamance County Austin Quarter Road Landfill Facility	MSW	LF	\$42.00	Yes
Alamance	0105-CDLF-1998	Cobles C&D Landfill	CD	LF	\$38.00	No
Alamance	0105-TP-	Cobles C&D T&P	CD	TP	\$38.00	No
Alamance	0106-TP-2012	Carolina Resource Recovery LCID T&P Facility	LCID	TP	\$0.00	N/a
Alexander	0201-CDLF-1997	Alexander County CDLF	CD	LF	\$55.00	Yes
Alexander	0202T-TRANSFER-1998	Alexander County Transfer Station	MSW	Trans	\$65.00	Yes
Alleghany	0303T-TRANSFER-1994	Alleghany County Transfer Facility	MSW	Trans	\$75.00	Yes
Anson	0403-MSWLF-2010	Anson Landfill	MSW	LF	\$53.00	No
Ashe	0501-MSWLF-1993	Ashe County Landfill	MSW	LF	\$62.00	Yes
Avery	0603-CDLF-1996	Avery County C&D Landfill	CD	LF	\$55.00	Yes
Avery	0603-TRANSFER-	Avery County Transfer Station	MSW	Trans	\$55.00	Yes
Beaufort	0703T-TRANSFER-2012	Beaufort Transfer Station	MSW	Trans	\$87.46	No
Bertie	0803-MSWLF-1993	East Carolina Regional Landfill	MSW	LF	\$104.51	Yes
Bladen	0904T-TRANSFER-1995	Bladen County Transfer Station	MSW	Trans	\$55.00	Yes
Yancey	10003T-TRANSFER-1995	Yancey-Mitchell Transfer Station	MSW	Trans	\$58.68	No
Brunswick	1007-CDLF-1997	Brunswick County CDLF	CD	LF	\$59.00	Yes
Brunswick	1010T-TRANSFER-1997	Brunswick County Transfer Station	MSW	Trans	\$59.00	Yes
Buncombe	1104-TRANSFER-1993	Waste Management Of Asheville	MSW	Trans	\$47.50	Yes
Buncombe	1107-CDLF-1998	Buncombe County C&D Unit	CD	LF	\$43.75	Yes
Buncombe	1107-MSWLF-1996	Buncombe County MSW Landfill	MSW	LF	\$43.75	Yes
Buncombe	1108T-TRANSFER-1996	Buncombe County Transfer Station	MSW	Trans	\$47.75	Yes
Buncombe	1111-TP-	Riverside Stump Dump at Asheville	LCID	TP	\$0.00	N/a
Burke	1203-CDLF-2014	Burke County Johns River Waste Management	CD	LF	\$43.25	Yes
Burke	1205T-TRANSFER-1998	Burke County Transfer Facility	MSW	Trans	\$79.00	Yes
Cabarrus	1302-CDLF-2006	Cabarrus County CDLF	CD	LF	\$42.00	No
Cabarrus	1303-TIRELF-1988	US Tire Recycling Partners LP	Tire	LF	\$0.00	No
Cabarrus	1304-MSWLF-1992	BFI-Charlotte Mtr Speedway Landfill V	MSW	LF	\$83.00	No
Cabarrus	1305TP-TP-	Stericycle	Medical	TP	\$0.00	N/a

Cabarrus	1306-CDLF-2000	Highway 49 C&D Landfill & Recycling Greenway Waste	CD	LF	\$43.50	Yes
Cabarrus	1306-TP-2019	Highway 49 C&D Landfill & Recycling Greenway Waste	LCID	TP	\$35.50	N/a
Cabarrus	1307-TP-2009	Tarheel Bark Company - A Division of Garick LLC	Indus	TP	\$70.00	N/a
Cabarrus	1310-TIRETP-2012	US Tire Recycling Partners LP	Tire	TP	\$0.00	
Caldwell	1403-MSWLF-1998	Foothills Environmental Landfill	MSW	LF	\$48.92	No
Carteret	1604-TRANSFER-1993	Coastal Regional Solid Waste Management Authority	MSW	Trans	\$52.50	No
Carteret	1607-TRANSFER-2019	Green Recycling Transfer Station at Hibbs Road	CD	Trans	\$58.50	Yes
Catawba	1803-CDLF-	Blackburn Resource Recovery C&D Facility	CD	LF	\$28.00	Yes
Catawba	1803-MSWLF-1997	Blackburn Resource Recovery Facility	MSW	LF	\$37.96	Yes
Catawba	1803-TP-	Blackburn Resource Recovery T&P Facility	LCID	TP	\$19.00	N/a
Catawba	1805-TRANSFER-2001	GDS Recycling Services	MSW	Trans	\$37.96	Yes
Catawba	1808T-TRANSFER-	Hickory, City of Transfer Station	MSW	Trans	\$0.00	N/a
Chatham	1912-TP-2022	Triad Transfer Station	CD	TP	\$50.00	N/a
Cherokee	2002-MSWLF-1998	Cherokee County MSW Facility	MSW	LF	\$80.00	Yes
Cherokee	2003-TRANSFER-2020	Regional Disposal and Metal	MSW	Trans	\$120.00	Yes
Chowan	2101T-TRANSFER-2001	Edenton, Town of Transfer Station	MSW	Trans	\$49.74	Yes
Clay	2202T-TRANSFER-1997	Clay County Transfer Station	MSW	Trans	\$88.00	Yes
Cleveland	2301-CDLF-1997	Cleveland County CDLF	CD	LF	\$33.02	Yes
Cleveland	2301-MSWLF-2009	Cleveland County Landfill Self-McNeilly	MSW	LF	\$57.66	Yes
Cleveland	2304-TP-2020	Shelby, City of T & P Facility	LCID	TP	\$0.00	N/a
Columbus	2403T-TRANSFER-1997	Columbus County Transfer Station	MSW	Trans	\$58.93	Yes
Columbus	2404-TRANSFER-2020	Big D T&P Facility	CD	TP	\$0.00	N/a
Craven	2509-MSWLF-1999	CRSWMA - Long Term Regional Landfill	MSW	LF	\$40.00	No
Craven	2510T-TRANSFER-1997	Cherry Point Transfer Station	MSW	Trans	\$0.00	No
Cumberland	2601-CDLF-1997	Cumberland County C&D Unit	CD	LF	\$36.00	No
Cumberland	2601-MSWLF-1997	Ann Street Cumberland County Landfill	MSW	LF	\$38.00	No
Cumberland	2609-TRANSFER-	Fayetteville, City of Transfer Station	MSW	Trans	\$65.00	Yes
Currituck	2703T-TRANSFER-1996	Currituck County Transfer Station	MSW	Trans	\$90.00	Yes

Currituck	2705T-TRANSFER-2011	Soundside C&D Waste Transfer & Recycling Center	CD	Trans	\$78.00	Yes
Currituck	2706-TRANSFER-2013	Bay Disposal, LLC	CD	Trans	\$84.76	No
Dare	2803-CDLF-1995	Dare County C&D Landfill	CD	LF	\$68.96	No
Dare	2805T-TRANSFER-	Dare County Transfer Station	MSW	Trans	\$87.35	No
Davidson	2906-MSWLF-2008	Davidson County MSW Lined Landfill	MSW	LF	\$36.00	Yes
Davidson	2908-TP-	Todco, Inc. Wood Recycling	Type 1	TP	\$28.00	N/a
Duplin	3103-TRANSFER-2007	Duplin County Transfer Station	MSW	Trans	\$55.00	Yes
Durham	3212-TRANSFER-2014	Durham, City of Transfer Station	MSW	Trans	\$49.00	Yes
Durham	3214T-TRANSFER-2001	Durham Transfer Station	MSW	Trans	\$54.00	Yes
Durham	3215-MWP-2020	Wall Recycling - Hoover Road	CD	MatRecovery	\$42.00	N/a
Durham	3215-TRANSFER-2020	Wall Recycling - Hoover Road	MSW	Trans	\$42.00	N/a
Edgecombe	3301-CDLF-1997	Edgecombe County CDLF	CD	LF	\$50.00	Yes
Edgecombe	3302T-TRANSFER-1998	Edgecombe County Transfer Station	MSW	Trans	\$65.00	Yes
Forsyth	3402-MSWLF-1997	Hanes Mill Road Landfill	MSW	LF	\$34.00	No
Forsyth	3409-TP-	Overdale Yard Waste Facility	YW	TP	\$33.00	N/a
Forsyth	3412-CDLF-1995	Winston-Salem, City of Old Salisbury Road CDLF	CD	LF	\$33.00	No
Forsyth	3416T-TRANSFER-	Overdale Road Transfer Station	MSW	Trans	\$53.64	No
Forsyth	3419-TP-	Lowder Recycling And Disposal, LLC	LCID	TP	\$38.00	N/a
Forsyth	3422-TP-	Slater Industries Treatment and Processing Facility	LCID	TP	\$20.00	N/a
Forsyth	3424-TP-2010	Abbey Green Transfer Station	CD	TP	\$45.00	N/a
Forsyth	3424-TRANSFER-2020	Abbey Green Transfer Station	CD	Trans	\$45.00	N/a
Forsyth	3425-TP-2011	Winston-Salem, City of Treatment & Processing Site	YW	TP	\$0.00	N/a
Franklin	3503-TRANSFER-	Franklin County Transfer Station	MSW	Trans	\$65.00	Yes
Franklin	3505-MWP-2020	Wall Recycling	CD	MatRecovery	\$54.00	N/a
Franklin	3505-TP-2020	Wall Recycling	CD	TP	\$54.00	N/a
Franklin	3507-TIRETP-2016	PRTI, INC.	Tire	TP	\$0.00	
Gaston	3606-CDLF-1995	Gaston County C&D Landfill	CD	LF	\$35.00	Yes
Gaston	3606-MSWLF-1997	Gaston County Landfill	MSW	LF	\$42.00	Yes
Gaston	3608-TRANSFER-1993	Waste Management Of Carolinas	MSW	Trans	\$56.82	Yes
Gaston	3615-TP-2018	Trilogy MedWaste Southeast LLC	Medical	TP	\$45.00	Yes
Gaston	3617-MWP-2016	Daniels Sharpsmart, Inc.	Medical	TP	\$0.00	N/a

Graham	3803-TRANSFER-	Graham County Transfer Station	MSW	Trans	\$60.00	Yes
Granville	3901-MSWLF-2012	Oxford Subtitle D MSWLF	MSW	LF	\$38.00	Yes
Granville	3903TP-TP-2009	John Bryan Yard Waste Recycling	YW	TP	\$45.00	No
Greene	4002-CDLF-1997	Greene County CDLF	CD	LF	\$46.00	Yes
Guilford	4103-CDLF-1998	Greensboro, City of White Street Landfill	CD	LF	\$0.00	Yes
Guilford	4104-MSWLF-1991	High Point, City of Kersey Valley Landfill	MSW	LF	\$44.00	Yes
Guilford	4112-MSWLF-1997	Greensboro, City of White Street MSWLF	MSW	LF	\$34.00	Yes
Guilford	4116-CDLF-2012	WI High Point Landfill, LLC	CD	LF	\$40.00	Yes
Guilford	4116-MWP-2012	High Point C&D Waste Reclamation	MatRecovery	TP	\$40.00	N/a
Guilford	4117-CDLF-2008	A-1 Sandrock C&D Landfill	CD	LF	\$42.00	Yes
Guilford	4117-TP-2009	A-1 Sandrock Treatment and Processing Facility	CD	TP	\$42.00	Yes
Guilford	4118T-TRANSFER-	Bishop Road Transfer Station	MSW	Trans	\$53.64	Yes
Guilford	4119TP-TIRETP-	Guilford Cty Scrap Tire & White Goods Collection Facility	Tire	TP	\$87.36	
Guilford	4120T-TRANSFER-	Greensboro, City of Transfer Station	MSW	Trans	\$48.00	Yes
Guilford	4122T-TRANSFER-2012	Burnt Poplar Transfer Station	CD	Trans	\$44.00	Yes
Halifax	4204-CDLF-2013	Halifax County Landfill	CD	LF	\$67.85	Yes
Halifax	4204-TRANSFER-2013	Halifax County Landfill	MSW	Trans	\$67.85	Yes
Halifax	4205T-TRANSFER-1997	Weldon, Town of Transfer Facility	MSW	Trans	\$62.50	Yes
Harnett	4302-CDLF-2018	Harnett County Dunn-Erwin C&D Landfill	CD	LF	\$48.00	Yes
Harnett	4303-CDLF-1997	Harnett Co. Anderson Creek C&D Landfill	CD	LF	\$48.00	Yes
Harnett	4304-TIRELF-1992	Central Carolina Tire Monofill	Tire	LF	\$0.00	No
Harnett	4307T-TRANSFER-1997	Harnett County Transfer Station	MSW	Trans	\$48.00	Yes
Harnett	4308-TIRETP-	Central Carolina Tire Processing	Tire	TP	\$0.00	
Harnett	4309T-TRANSFER-	Anderson Creek Transfer Station	MSW	Trans	\$48.00	Yes
Haywood	4407-MSWLF-1993	Haywood Co White Oak Landfill	MSW	LF	\$24.65	Yes
Haywood	4408-MWP-	Haywood County MWP Facility	MatRecovery	TP	\$55.00	Yes
Henderson	4504T-TRANSFER-1998	Henderson County Transfer Facility	MSW	Trans	\$63.00	Yes
Henderson	4507-TP-	Riverside Stump Dump at Mills River	LCID	TP	\$0.00	N/a
Henderson	4508-TP-2020	Garbage Pal, LLC	CD	TP	\$51.00	N/a
Hertford	4602T-TRANSFER-1995	Hertford County Transfer Station	MSW	Trans	\$80.00	No
Hoke	4702-TRANSFER-1994	Hoke County Transfer Station	MSW	Trans	\$52.75	Yes
Iredell	4903-MSWLF-1993	Iredell County Sanitary LF	MSW	LF	\$41.00	No

Iredell	4904T-TRANSFER-1998	Iredell County Transfer Station	MSW	Trans	\$51.00	No
Jackson	5003T-TRANSFER-	Jackson County Scott Creek Transfer Station	MSW	Trans	\$66.00	Yes
Johnston	5103-MSWLF-	Johnston County MSW Landfill	MSW	LF	\$44.00	Yes
Johnston	5106-TP-2019	West Farms Wood Products T&P	LCID	TP	\$0.00	N/a
Jones	5202-TP-2012	Maysville Recycling and Recovery	CD	TP	\$56.00	Yes
Jones	5203-CDLF-2013	The Maysville Construction and Demolition Landfill	CD	LF	\$56.00	Yes
Lee	5304T-TRANSFER-1993	Waste Man. - Lee Co. Transfer Station	MSW	Trans	\$60.84	Yes
Lee	5305-TRANSFER-2013	Sanford Transfer Station	MSW	Trans	\$72.51	Yes
Lenoir	5403-CDLF-1997	Lenoir County CDLF	CD	LF	\$45.00	Yes
Lenoir	5405T-TRANSFER-1998	Lenoir County Transfer Facility	MSW	Trans	\$50.00	Yes
Lenoir	5408-TRANSFER-2014	Deep Run Transfer Station	MSW	Trans	\$54.06	Yes
Lenoir	5409-MSWLF-	Lenoir County MSW Landfill	MSW	LF	\$50.00	Yes
Lincoln	5503-MSWLF-1986	Lincoln County Landfill	MSW	LF	\$41.00	Yes
Lincoln	5504-CDLF-1999	Lake Norman Landfill	CD	LF	\$59.00	No
McDowell	5602T-TRANSFER-1995	McDowell Co Transfer Facility	MSW	Trans	\$62.00	No
Macon	5703-MSWLF-1992	Macon County Landfill Open	MSW	LF	\$66.00	Yes
Macon	5704T-TRANSFER-2008	Highlands Transfer Station	MSW	Trans	\$74.75	Yes
Madison	5803-CDLF-1995	Madison County C&D Unit	CD	LF	\$45.00	Yes
Madison	5803T-TRANSFER-2002	Madison County Transfer	MSW	Trans	\$55.00	Yes
Martin	5901-CDLF-1995	Martin County C&D Landfill	CD	LF	\$55.00	Yes
Mecklenburg	6013-CDLF-2021	Greenway Waste Solutions of North Meck	CD	LF	\$55.00	Yes
Mecklenburg	6014-TRANSFER-2009	Queen City Transfer Station	MSW	Trans	\$64.00	Yes
Mecklenburg	6016TP-HHW-TP	North Mecklenburg HHW Facility	YW	TP	\$29.00	N/a
Mecklenburg	6017TP-HHW-TP	Hickory Grove HHW Recycling Facility	YW	TP	\$29.00	N/a
Mecklenburg	6019-MSWLF-2000	Mecklenburg County Landfill	MSW	LF	\$53.50	Yes
Mecklenburg	6021-TP-	Metromont Natural Recycling Center	LCID	TP	\$0.00	N/a
Mecklenburg	6025-TP-	Soil Supply, Inc.	LCID	TP	\$0.00	N/a
Mecklenburg	6029-TRANSFER-2012	O'Leary Resource Recovery Center	MSW	Trans	\$0.00	N/a
Mecklenburg	6034-TP-2016	Kamps, Inc.	LCID	TP	\$0.00	N/a
Mecklenburg	6037-TP-2020	Greenway Recycling of North Meck, LLC	CD	TP	\$55.00	N/a
Mecklenburg	6038-TRANSFER-2020	South Charlotte Transfer Station	MSW	Trans	\$62.00	Yes
Montgomery	6202MRF-MWP-	Uwharrie Environmental MRF	MSW	MatRecovery	\$143.41	N/a
Montgomery	6204-MSWLF-1995	Uwharrie Env. Reg. Landfill	MSW	LF	\$59.58	Yes

Montgomery	6204-TP-2011	Uwharrie T&P Facility	YW	TP	\$48.00	N/a
Moore	6301-CDLF-1992	Moore County C&D Landfill	CD	LF	\$61.00	Yes
Moore	6301-TP-2013	Moore County Yard Waste Collection Units	YW	TP	\$30.00	Yes
Moore	6302-TRANSFER-1994	Uwharrie Env Inc/Moore Cty Transfer Station	MSW	Trans	\$55.36	Yes
Nash	6403-CDLF-2000	Nash County C&D Landfill	CD	LF	\$48.00	Yes
Nash	6405T-TRANSFER-2001	Rocky Mount, City of Transfer Station #2	MSW	Trans	\$70.00	No
New Hanover	6504-MSWLF-2017	New Hanover County Landfill	MSW	LF	\$52.00	Yes
New Hanover	6504-MWP-2016	New Hanover County Materials Recovery & Recycling Facility	CD	MatRecovery	\$52.00	Yes
New Hanover	6511-TP-	American Property Experts	LCID	TP	\$0.00	N/a
Onslow	6708-MSWLF-1997	Camp Lejeune MSW Landfill	MSW	LF	\$26.33	No
Onslow	6709-MSWLF-1997	Onslow County Subtitle D Landfill	MSW	LF	\$57.00	Yes
Onslow	6712-TRANSFER-2016	Folkstone C&D Recycling Collection/Transfer Station	CD	Trans	\$69.00	Yes
Orange	6804-CDLF-2005	Orange County CDLF	CD	LF	\$42.00	Yes
Pamlico	6903T-TRANSFER-1993	Pamlico County Transfer Station	MSW	Trans	\$52.50	No
Pasquotank	7002-CDLF-1996	Pasquotank County C&D Landfill	CD	LF	\$80.00	Yes
Pasquotank	7003T-TRANSFER-1994	Pasquotank County Transfer Station	MSW	Trans	\$80.00	Yes
Pender	7103T-TRANSFER-1990	Pender County Transfer Station	MSW	Trans	\$78.00	Yes
Perquimans	7202T-TRANSFER-1995	Perquimans-Chowan-Gates Transfer	MSW	Trans	\$85.00	Yes
Person	7304-MSWLF-1997	Upper Piedmont Regional Landfill	MSW	LF	\$46.64	No
Person	7306-TIRECOLL-2014	Person County Recycling Center	Tire	Collection	\$0.00	
Pitt	7404-TP-2016	Pitt County Materials Recovery & Recycling Facility (formerly 7404-MWP-2016)	CD	MatRecovery	\$50.00	Yes
Pitt	7404-TRANSFER-1996	Pitt County Transfer Station (formerly 7404T-MWP-1996)	MSW	Trans	\$55.00	Yes
Pitt	7406T-TRANSFER-2001	EJE Recycling Transfer Station	MSW	Trans	\$65.00	Yes
Pitt	7407-CDLF-2009	C & D Landfill Inc	CD	LF	\$45.00	Yes
Polk	7504T-TRANSFER-2005	Polk County Transfer Station	MSW	Trans	\$55.00	Yes
Randolph	7605T-TRANSFER-2002	Asheboro, City of Recycling/SW Transfer Station	MSW	Trans	\$0.00	Yes
Randolph	7606-CDLF-2021	Wall Recycling CDLF	CD	LF	\$38.00	No
Randolph	7606-TP-2021	Wall Recycling Facility	CD	TP	\$38.00	No

Randolph	7607-MSWLF-2015	Great Oak Landfill	MSW	LF	\$41.08	No
Richmond	7703-TP-2023	Richmond County Treatment & Process Unit	YW	TP	\$33.00	No
Richmond	7703T-TRANSFER-1994	Richmond County Transfer Facility	MSW	Trans	\$63.00	No
Robeson	7803-CDLF-1997	Robeson County CDLF	CD	LF	\$36.50	No
Robeson	7803-MSWLF-1997	Robeson County Landfill	MSW	LF	\$38.50	No
Rockingham	7902T-TRANSFER-1991	Rockingham County Transfer Facility	MSW	Trans	\$38.00	No
Rockingham	7903T-TRANSFER-1991	Eden, City of Transfer Station	MSW	Trans	\$38.00	N/a
Rockingham	7904-MSWLF-1995	Rockingham County Landfill	MSW	LF	\$38.00	No
Rowan	8003-MSWLF-1988	Rowan County Landfill	MSW	LF	\$0.00	Yes
Rowan	8004T-TRANSFER-1995	East Spencer Waste Transfer Facility	MSW	Trans	\$55.30	Yes
Rutherford	8103-CDLF-2002	Rutherford County C&D	CD	LF	\$52.00	Yes
Rutherford	8104T-TRANSFER-1998	Rutherford County Transfer Station	MSW	Trans	\$69.00	Yes
Sampson	8202-CDLF-1996	Sampson County Disposal, LLC	CD	LF	\$55.77	Yes
Sampson	8202-MSWLF-2000	Sampson County Disposal, LLC	MSW	LF	\$55.77	Yes
Scotland	8301-CDLF-1997	Scotland County CDLF	CD	LF	\$47.75	Yes
Scotland	8302T-TRANSFER-1997	Scotland County Transfer Station	MSW	Trans	\$62.75	Yes
Scotland	8303-TP-2021	Laurinburg, City of T&P-Air Curtain Incinerator-Burner	YW	TP	\$0.00	N/a
Stanly	8401-CDLF-1997	Albemarle, City of CDLF	CD	LF	\$41.00	No
Stanly	8401-MSWLF-1999	Albemarle, City of Landfill	MSW	LF	\$41.00	No
Surry	8606-MSWLF-1998	Surry County MSWLF	MSW	LF	\$47.00	Yes
Surry	8607-TIRETP-2013	New River Tire Recycling, LLC	Tire	TP	\$125.00	
Swain	8702T-TRANSFER-	Swain County Transfer Facility	MSW	Trans	\$2.00	Yes
Transylvania	8807-MSWLF-1990	Transylvania County Landfill	MSW	LF	\$62.00	Yes
Transylvania	8810-TP-2022	Wood Recyclers T&P Facility	LCID	TP	\$0.00	N/a
Union	9001-CDLF-1998	Union County C&D	CD	LF	\$40.00	Yes
Union	9001-CDLF-2022	Union County C&D	CD	LF	\$40.00	Yes
Union	9005T-TRANSFER-1999	Union County Transfer Station	MSW	Trans	\$44.00	No
Union	9014-TRANSFER-2014	Waste Connections Monroe Transfer Station	MSW	Trans	\$56.00	Yes
Vance	9102T-TRANSFER-1997	Vance County Transfer Station	MSW	Trans	\$64.24	Yes
Wake	9211T-TRANSFER-1990	Cary, Town of Transfer Station	MSW	Trans	\$0.00	N/a
Wake	9215T-TRANSFER-1994	Waste Management Of Raleigh/Durham Transfer Station	MSW	Trans	\$57.18	No

Wake	9217-TRANSFER-1994	WI Garner Transfer Station	MSW	Trans	\$40.14	Yes
Wake	9222-MSWLF-2008	Wake County South Wake MSWLF	MSW	LF	\$37.00	Yes
Wake	9223TP-TP-	Buffaloe LCID Landfill & Wood Recycling Facility	LCID	TP	\$0.00	N/a
Wake	9224-MWP-2012	Wake Reclamation, LLC	CD	TP	\$40.00	No
Wake	9226-CDLF-2020	Shotwell Landfill, Inc	CD	LF	\$62.12	Yes
Wake	9227T-TRANSFER-2012	Thornton Road Mixed Waste Transfer and Recycling Center	CD	Trans	\$0.00	No
Wake	9228-CDLF-2001	Red Rock Disposal C&D Landfill	CD	LF	\$40.00	Yes
Wake	9230-CDLF-2014	Greenway Waste Solutions of Apex, LLC	CD	LF	\$43.50	Yes
Wake	9231-CDLF-2012	Brownfield Road C&D Landfill	CD	LF	\$50.00	No
Wake	9233T-TRANSFER-2008	Raleigh, City of East Wake Transfer Station	MSW	Trans	\$49.00	Yes
Wake	9234-TRANSFER-2012	Durant Road Transfer Station	CD	Trans	\$60.00	No
Wake	9237T-TRANSFER-2020	Capitol Waste Transfer, LLC	CD	Trans	\$82.34	Yes
Wake	9240-MWP-2017	Apex - Wall Recycling, LLC	CD	MatRecovery	\$42.00	N/a
Wake	9241-TRANSFER-2020	Morrisville Transfer Station, LLC	MSW	Trans	\$48.36	Yes
Wake	9242-MWP-2020	Wall Recycling - Garner Road	CD	MatRecovery	\$42.00	N/a
Wake	9242-TRANSFER-2020	Wall Recycling - Garner Road	MSW	Trans	\$50.00	No
Warren	9302T-TRANSFER-1995	Warren County Transfer Station	MSW	Trans	\$67.00	Yes
Washington	9404-CDLF-1996	Washington County C&D Landfill	CD	LF	\$60.00	Yes
Watauga	9502-LCID-2016	Watauga County Landclearing	LCID	TP	\$59.00	N/a
Watauga	9503T-TRANSFER-1996	Watauga Co Transfer Facility	MSW	Trans	\$59.00	Yes
Wayne	9601-CDLF-1997	Wayne County CDLF	CD	LF	\$31.50	No
Wayne	9606-MSWLF-1998	Wayne County Landfill	MSW	LF	\$31.50	No
Wayne	9607T-TRANSFER-1997	Goldsboro, City of Transfer Station	MSW	Trans	\$0.00	N/a
Wilkes	9704-MSWLF-1993	Wilkes County MSWLF	MSW	LF	\$43.00	Yes
Wilson	9808T-TRANSFER-2000	Black Creek Road Transfer Station	MSW	Trans	\$65.50	Yes
Wilson	9809-CDLF-2004	Wilson County Westside C&D Landfill	CD	LF	\$42.00	Yes
Yadkin	9903T-TRANSFER-1994	Yadkin County Transfer Facility	MSW	Trans	\$70.00	No

O. Transfer and Mixed Waste Processing Facilities FY 2022-2023

Source		Tons	Destination	
Permit Number	Facility		Facility	Permit Number
0202T-TRANSFER-1998	Alexander County Transfer Station	24,339.00	Foothills Environmental Landfill	1403-MSWLF-1998
0303T-TRANSFER-1994	Alleghany County Transfer Facility	11,729.00	Foothills Environmental Landfill	1403-MSWLF-1998
0603-TRANSFER-	Avery County Transfer Station	15,829.00	Eco-Safe Landfill TN	U0118-MSWLF-
0603-TRANSFER-	Avery County Transfer Station	4,393.00	Bristol ISWM Facility VA	U0035-MSWLF-
0703T-TRANSFER-2012	Beaufort Transfer Station	33,643.00	East Carolina Regional Landfill	0803-MSWLF-1993
0904T-TRANSFER-1995	Bladen County Transfer Station	21,516.00	Sampson County Disposal, LLC	8202-MSWLF-2000
10003T-TRANSFER-1995	Yancey-Mitchell Transfer Station	29,570.00	Eco-Safe Landfill TN	U0118-MSWLF-
1010T-TRANSFER-1997	Brunswick County Transfer Station	171,307.00	Sampson County Disposal, LLC	8202-MSWLF-2000
1104-TRANSFER-1993	Waste Management Of Asheville	67,949.00	Haywood Co White Oak Landfill	4407-MSWLF-1993
1104-TRANSFER-1993	Waste Management Of Asheville	40,257.00	Union County Landfill dba Upstate Regional LF SC	U0048-MSWLF-
1104-TRANSFER-1993	Waste Management Of Asheville	2,214.00	Foothills Environmental Landfill	1403-MSWLF-1998
1108T-TRANSFER-1996	Buncombe County Transfer Station	111,083.00	Buncombe County MSW Landfill	1107-MSWLF-1996
1108T-TRANSFER-1996	Buncombe County Transfer Station	49,058.00	Buncombe County C&D Unit	1107-CDLF-1998
1205T-TRANSFER-1998	Burke County Transfer Facility	64,692.00	Foothills Environmental Landfill	1403-MSWLF-1998
1604-TRANSFER-1993	Coastal Regional Solid Waste Management Authority	116,562.00	CRSWMA - Long Term Regional Landfill	2509-MSWLF-1999
1805-TRANSFER-2001	GDS Recycling Services	5,072.00	Blackburn Resource Recovery Facility	1803-MSWLF-1997
1808T-TRANSFER-	Hickory, City of Transfer Station	28,862.00	Blackburn Resource Recovery Facility	1803-MSWLF-1997
1912-TP-2022	Triad Transfer Station	10,486.00	Shotwell Landfill, Inc	9226-CDLF-2020

1912-TP-2022	Triad Transfer Station	10,000.00	Great Oak Landfill	7607-MSWLF-2015
2101T-TRANSFER-2001	Edenton, Town of Transfer Station	3,446.00	East Carolina Regional Landfill	0803-MSWLF-1993
2202T-TRANSFER-1997	Clay County Transfer Station	5,419.00	R & B Landfill GA	U0038-MSWLF-
2403T-TRANSFER-1997	Columbus County Transfer Station	35,557.00	Sampson County Disposal, LLC	8202-MSWLF-2000
2404-TRANSFER-2020	Big D T&P Facility	4,956.00	Marion Co. C & D Reclamation SC	U0124-CDLF-
2404-TRANSFER-2020	Big D T&P Facility	1,088.00	Sandlands C&D Landfill SC	U0105-CDLF-
2510T-TRANSFER-1997	Cherry Point Transfer Station	2,818.00	CRSWMA - Long Term Regional Landfill	2509-MSWLF-1999
2609-TRANSFER-	Fayetteville, City of Transfer Station	200,146.00	Sampson County Disposal, LLC	8202-MSWLF-2000
2703T-TRANSFER-1996	Currituck County Transfer Station	32,576.00	East Carolina Regional Landfill	0803-MSWLF-1993
2703T-TRANSFER-1996	Currituck County Transfer Station	642.00	Soundside C&D Waste Transfer & Recycling Center	2705T-TRANSFER-2011
2705T-TRANSFER-2011	Soundside C&D Waste Transfer & Recycling Center	5,353.00	Atlantic Waste Disposal Inc VA	U0039-MSWLF-
2706-TRANSFER-2013	Bay Disposal, LLC	29,455.00	Centerville Turnpike CDD Landfill VA	U0117-CDLF-
2805T-TRANSFER-	Dare County Transfer Station	56,841.00	East Carolina Regional Landfill	0803-MSWLF-1993
3103-TRANSFER-2007	Duplin County Transfer Station	39,107.00	Sampson County Disposal, LLC	8202-MSWLF-2000
3212-TRANSFER-2014	Durham, City of Transfer Station	164,715.00	Sampson County Disposal, LLC	8202-MSWLF-2000
3214T-TRANSFER-2001	Durham Transfer Station	166,812.00	Sampson County Disposal, LLC	8202-MSWLF-2000
3214T-TRANSFER-2001	Durham Transfer Station	25,924.00	Red Rock Disposal C&D Landfill	9228-CDLF-2001
3215-MWP-2020	Wall Recycling - Hoover Road	74,671.00	Red Rock Disposal C&D Landfill	9228-CDLF-2001

3215-TRANSFER-2020	Wall Recycling - Hoover Road	74,671.00	Red Rock Disposal C&D Landfill	9228-CDLF-2001
3302T-TRANSFER-1998	Edgecombe County Transfer Station	24,763.00	East Carolina Regional Landfill	0803-MSWLF-1993
3416T-TRANSFER-	Overdale Road Transfer Station	157,823.00	Uwharrie Env. Reg. Landfill	6204-MSWLF-1995
3424-TP-2010	Abbey Green Transfer Station	51,002.00	WI High Point Landfill, LLC	4116-CDLF-2012
3424-TP-2010	Abbey Green Transfer Station	936.00	Hanes Mill Road Landfill	3402-MSWLF-1997
3424-TP-2010	Abbey Green Transfer Station	926.00	A-1 Sandrock C&D Landfill	4117-CDLF-2008
3424-TRANSFER-2020	Abbey Green Transfer Station	51,929.00	WI High Point Landfill, LLC	4116-CDLF-2012
3424-TRANSFER-2020	Abbey Green Transfer Station	937.00	Hanes Mill Road Landfill	3402-MSWLF-1997
3503-TRANSFER-	Franklin County Transfer Station	47,354.00	Upper Piedmont Regional Landfill	7304-MSWLF-1997
3505-MWP-2020	Wall Recycling	23,799.00	Brownfield Road C&D Landfill	9231-CDLF-2012
3505-TP-2020	Wall Recycling	23,799.00	Brownfield Road C&D Landfill	9231-CDLF-2012
3608-TRANSFER-1993	Waste Management Of Carolinas	56,078.00	Richland Landfill, Inc. SC	U0050-MSWLF-
3608-TRANSFER-1993	Waste Management Of Carolinas	63.00	BFI-Charlotte Mtr Speedway Landfill V	1304-MSWLF-1992
3803-TRANSFER-	Graham County Transfer Station	7,284.00	Pine Bluff Landfill GA	U0033-MSWLF-
4117-TP-2009	A-1 Sandrock Treatment and Processing Facility	53,747.00	A-1 Sandrock C&D Landfill	4117-CDLF-2008
4118T-TRANSFER-	Bishop Road Transfer Station	181,399.00	Uwharrie Env. Reg. Landfill	6204-MSWLF-1995
4120T-TRANSFER-	Greensboro, City of Transfer Station	239,776.00	Great Oak Landfill	7607-MSWLF-2015
4122T-TRANSFER-2012	Burnt Poplar Transfer Station	66,702.00	Uwharrie Env. Reg. Landfill	6204-MSWLF-1995
4122T-TRANSFER-2012	Burnt Poplar Transfer Station	19.00	Great Oak Landfill	7607-MSWLF-2015
4204-TRANSFER-2013	Halifax County Landfill	18,692.00	Atlantic Waste Disposal Inc VA	U0039-MSWLF-

4205T-TRANSFER-1997	Weldon, Town of Transfer Facility	56,386.00	Sampson County Disposal, LLC	8202-MSWLF-2000
4307T-TRANSFER-1997	Harnett County Transfer Station	42,278.00	Sampson County Disposal, LLC	8202-MSWLF-2000
4309T-TRANSFER-	Anderson Creek Transfer Station	28,105.00	Sampson County Disposal, LLC	8202-MSWLF-2000
4408-MWP-	Haywood County MWP Facility	23,119.00	Haywood Co White Oak Landfill	4407-MSWLF-1993
4504T-TRANSFER-1998	Henderson County Transfer Facility	116,791.00	Union County Landfill dba Upstate Regional LF SC	U0048-MSWLF-
4508-TP-2020	Garbage Pal, LLC	19,411.00	Enterprise Material Handling SC	U0129-CDLF
4508-TP-2020	Garbage Pal, LLC	1,798.00	WCA Shiloh Landfill SC	U0101-CDLF-
4508-TP-2020	Garbage Pal, LLC	452.00	Twin Chimney's Landfill SC	U0120-MSWLF
4602T-TRANSFER-1995	Hertford County Transfer Station	3,303.00	East Carolina Regional Landfill	0803-MSWLF-1993
4904T-TRANSFER-1998	Iredell County Transfer Station	63,303.00	Iredell County Sanitary LF	4903-MSWLF-1993
5003T-TRANSFER-	Jackson County Scott Creek Transfer Station	36,040.00	R & B Landfill GA	U0038-MSWLF-
5202-TP-2012	Maysville Recycling and Recovery	59,444.00	The Maysville Construction and Demolition Landfill	5203-CDLF-2013
5202-TP-2012	Maysville Recycling and Recovery	1,638.00	CRSWMA - Long Term Regional Landfill	2509-MSWLF-1999
5304T-TRANSFER-1993	Waste Man. - Lee Co. Transfer Station	26,298.00	Great Oak Landfill	7607-MSWLF-2015
5305-TRANSFER-2013	Sanford Transfer Station	63,489.00	Sampson County Disposal, LLC	8202-MSWLF-2000
5405T-TRANSFER-1998	Lenoir County Transfer Facility	30,000.00	East Carolina Regional Landfill	0803-MSWLF-1993
5408-TRANSFER-2014	Deep Run Transfer Station	33,012.00	Sampson County Disposal, LLC	8202-MSWLF-2000
5602T-TRANSFER-1995	McDowell Co Transfer Facility	41,994.00	Foothills Environmental Landfill	1403-MSWLF-1998
5704T-TRANSFER-2008	Highlands Transfer Station	11,008.00	Macon County Landfill Open	5703-MSWLF-1992
5803T-TRANSFER-2002	Madison County Transfer	11,322.00	Lakeway Recycling & Sanitation, Inc.	U0051-MSWLF-

6014-TRANSFER-2009	Queen City Transfer Station	326,435.00	Anson Landfill	0403-MSWLF-2010
6014-TRANSFER-2009	Queen City Transfer Station	796.00	BFI-Charlotte Mtr Speedway Landfill V	1304-MSWLF-1992
6029-TRANSFER-2012	O'Leary Resource Recovery Center	39,275.00	Anson Landfill	0403-MSWLF-2010
6037-TP-2020	Greenway Recycling of North Meck, LLC	20,080.00	Highway 49 C&D Landfill & Recycling Greenway Waste	1306-CDLF-2000
6037-TP-2020	Greenway Recycling of North Meck, LLC	8,182.00	Mining Road Landfill SC	U0128-CDLF-
6038-TRANSFER-2020	South Charlotte Transfer Station	162,953.00	Anson Landfill	0403-MSWLF-2010
6302-TRANSFER-1994	Uwharrie Env Inc/Moore Cty Transfer Station	54,875.00	Uwharrie Env. Reg. Landfill	6204-MSWLF-1995
6405T-TRANSFER-2001	Rocky Mount, City of Transfer Station #2	87,274.00	East Carolina Regional Landfill	0803-MSWLF-1993
6504-MWP-2016	New Hanover County Materials Recovery & Recycling Facility	387.00	New Hanover County Landfill	6504-MSWLF-2017
6903T-TRANSFER-1993	Pamlico County Transfer Station	19,413.00	CRSWMA - Long Term Regional Landfill	2509-MSWLF-1999
7003T-TRANSFER-1994	Pasquotank County Transfer Station	28,930.00	Atlantic Waste Disposal Inc VA	U0039-MSWLF-
7103T-TRANSFER-1990	Pender County Transfer Station	29,027.00	Sampson County Disposal, LLC	8202-MSWLF-2000
7202T-TRANSFER-1995	Perquimans-Chowan-Gates Transfer	24,608.00	East Carolina Regional Landfill	0803-MSWLF-1993
7404-TP-2016	Pitt County Materials Recovery & Recycling Facility (formerly 7404-MWP-2016)	19,660.00	C & D Landfill Inc	7407-CDLF-2009
7404-TRANSFER-1996	Pitt County Transfer Station (formerly 7404T-MWP-1996)	125,561.00	East Carolina Regional Landfill	0803-MSWLF-1993
7406T-TRANSFER-2001	EJE Recycling Transfer Station	22,823.00	Sampson County Disposal, LLC	8202-MSWLF-2000
7406T-TRANSFER-2001	EJE Recycling Transfer Station	4,633.00	East Carolina Regional Landfill	0803-MSWLF-1993
7504T-TRANSFER-2005	Polk County Transfer Station	26,166.00	Union County Landfill dba Upstate Regional LF SC	U0048-MSWLF-
7605T-TRANSFER-2002	Asheboro, City of Recycling/SW Transfer Station	12,442.00	Great Oak Landfill	7607-MSWLF-2015

7606-TP-2021	Wall Recycling Facility	18,543.00	Wall Recycling CDLF	7606-CDLF-2021
7703T-TRANSFER-1994	Richmond County Transfer Facility	39,221.00	Uwharrie Env. Reg. Landfill	6204-MSWLF-1995
7902T-TRANSFER-1991	Reidsville, City of Transfer Facility	6,942.00	Rockingham County Landfill	7904-MSWLF-1995
7903T-TRANSFER-1991	Eden, City of Transfer Station	6,483.00	Rockingham County Landfill	7904-MSWLF-1995
8004T-TRANSFER-1995	East Spencer Waste Transfer Facility	51,337.00	Great Oak Landfill	7607-MSWLF-2015
8104T-TRANSFER-1998	Rutherford County Transfer Station	47,148.00	Foothills Environmental Landfill	1403-MSWLF-1998
8302T-TRANSFER-1997	Scotland County Transfer Station	22,656.00	Uwharrie Env. Reg. Landfill	6204-MSWLF-1995
8702T-TRANSFER-	Swain County Transfer Facility	9,324.00	R & B Landfill GA	U0038-MSWLF-
9005T-TRANSFER-1999	Union County Transfer Station	163,824.00	Anson Landfill	0403-MSWLF-2010
9014-TRANSFER-2014	Waste Connections Monroe Transfer Station	94,188.00	Anson Landfill	0403-MSWLF-2010
9102T-TRANSFER-1997	Vance County Transfer Station	50,741.00	Upper Piedmont Regional Landfill	7304-MSWLF-1997
9211T-TRANSFER-1990	Cary, Town of Transfer Station	10,771.00	McGill - Merry Oaks Compost Facility	1906-COMPOST-2020
9211T-TRANSFER-1990	Cary, Town of Transfer Station	9,952.00	Dean Brooks Farm	1905-COMPOST-
9211T-TRANSFER-1990	Cary, Town of Transfer Station	1,647.00	Wake County South Wake MSWLF	9222-MSWLF-2008
9215T-TRANSFER-1994	Waste Management Of Raleigh/Durham Transfer Station	70,425.00	Great Oak Landfill	7607-MSWLF-2015
9217-TRANSFER-1994	WI Garner Transfer Station	39,154.00	Sampson County Disposal, LLC	8202-MSWLF-2000
9224-MWP-2012	Wake Reclamation, LLC	22,080.00	Brownfield Road C&D Landfill	9231-CDLF-2012
9227T-TRANSFER-2012	Raleigh Transfer Station	60,802.00	Upper Piedmont Regional Landfill	7304-MSWLF-1997
9233T-TRANSFER-2008	Raleigh, City of East Wake Transfer Station	342,178.00	Wake County South Wake MSWLF	9222-MSWLF-2008

9234-TRANSFER-2012	Durant Road Transfer Station	48,099.00	Brownfield Road C&D Landfill	9231-CDLF-2012
9237T-TRANSFER-2020	Capitol Waste Transfer, LLC	31,550.00	Shotwell Landfill, Inc	9226-CDLF-2020
9240-MWP-2017	Apex - Wall Recycling, LLC	38,465.00	Red Rock Disposal C&D Landfill	9228-CDLF-2001
9241-TRANSFER-2020	Morrisville Transfer Station, LLC	81,306.00	Shotwell Landfill, Inc	9226-CDLF-2020
9241-TRANSFER-2020	Morrisville Transfer Station, LLC	31,549.00	Upper Piedmont Regional Landfill	7304-MSWLF-1997
9241-TRANSFER-2020	Morrisville Transfer Station, LLC	11,992.00	Disposal and Recycling Services of Lunenburg	U0127-MSWLF-
9242-MWP-2020	Wall Recycling - Garner Road	128,571.00	Brownfield Road C&D Landfill	9231-CDLF-2012
9242-TRANSFER-2020	Wall Recycling - Garner Road	36,071.00	Upper Piedmont Regional Landfill	7304-MSWLF-1997
9242-TRANSFER-2020	Wall Recycling - Garner Road	2,639.00	Wake County South Wake MSWLF	9222-MSWLF-2008
9242-TRANSFER-2020	Wall Recycling - Garner Road	1,770.00	Sampson County Disposal, LLC	8202-MSWLF-2000
9302T-TRANSFER-1995	Warren County Transfer Station	7,108.00	Brunswick Waste Management Facility LLC VA	U0024-MSWLF-
9302T-TRANSFER-1995	Warren County Transfer Station	925.00	Vance County Transfer Station	9102T-TRANSFER-1997
9503T-TRANSFER-1996	Watauga Co Transfer Facility	53,376.00	Eco-Safe Landfill TN	U0118-MSWLF-
9607T-TRANSFER-1997	Goldsboro, City of Transfer Station	12,034.00	Wayne County Landfill	9606-MSWLF-1998
9808T-TRANSFER-2000	Black Creek Road Transfer Station	141,700.00	Sampson County Disposal, LLC	8202-MSWLF-2000
9903T-TRANSFER-1994	Yadkin County Transfer Facility	26,614.00	Foothills Environmental Landfill	1403-MSWLF-1998
U0107-TRANS-	First Piedmont Corporation Ringgold Transfer Station	7,009.00	Upper Piedmont Reg Landfill	7304-MSWLF-1997
Total		6,160,691.00		



For more information regarding this report, please contact:
Daniel Snoke at 919-329-4004 or djsnoke@ncdot.gov

INTRODUCTION

This report is a summary of the recycling and solid waste management efforts on highway construction and maintenance projects within the North Carolina Department of Transportation (NCDOT) for State Fiscal Year (FY) 2023 (July 1, 2022 - June 30, 2023) as required by NC General Statute (G.S.) 136-28.8(g) and G.S. 130A-309.14(3). These statutes mandate that the Department prepare an annual report on the amounts and types of recycled materials specified or used in construction and maintenance projects during the previous state fiscal year and review of bid procedures, respectively. The types of recycled materials incorporated into this report would routinely contribute to the consumer and industrial waste streams if not reused/recycled, compounding the problem of declining space in landfills, and resources.

Efforts to utilize recycled and solid waste materials are in response to the requirements of G.S 136-28.8(b) which mandates the Department use recycled materials in highway projects, where possible. All applications of recycled materials are to be consistent with economic feasibility, applicable engineering, and environmental quality standards. In addition, the Department continues to comply with Chapter 136 of the General Statutes to encourage the purchase or use of reusable, refillable, repairable, more durable, and less toxic supplies, and products.

In addition to recycled/recyclable materials from Department construction and maintenance activities, this report also contains information regarding common recyclable items such as glass, plastics, aluminum cans, office paper, etc. that were previously reported separately. Requirements for the submission of this office and rest area data are required by G.S. 130A-309.07 through 309.14, G.S. 143-58.2(f), and Executive Order 156.

Chapter VII: BID PROCEDURE REVIEW

The Department continues to review bidding procedures and processes yearly to encourage the purchase and use of recycled and reusable products and practices in construction and maintenance projects. Section 104-13 of the NCDOT Standard Specifications for Roads and Structures encourages Contractors to not only use recycled or solid waste materials in their projects, but also allows them the opportunity to initiate and develop the use of recycled products and construction methods that promotes sustainability. Furthermore, the contractor is required to report the use of recycled materials by July 1st each year.

Chapter VIII: DATA COLLECTION

All offices submitted data for this report via an online webform. The online [webform](#) is separated into two sections, one for the “construction and maintenance” data, and one for “DOT/DMV Offices and Rest Areas” data (formerly the “3R Report”).

The totality of data included in this report comes from three separate sources:

1. HiCAMS (Highway Construction and Materials System) database,
2. Various NCDOT Offices (entered in a SharePoint form), and
3. NCDOT Roadside Environmental Unit's Litter Cleanup Programs

The data reported in Table 1 from HiCAMS is denoted by an asterisk (*). HiCAMS is NCDOT's main repository of project and material level information. The HiCAMS information, however, is not conclusive, as many county maintenance project materials are not included. NCDOT Standard Specification Section 104-13 states that contractors are to report the quantities of reused or recycled materials for each contract and any practice that minimized the environmental impacts by July 1st each year, but the reporting response rate remains low.

The data reported in Table 1 are all rounded down to the nearest whole number for each item. Several important points regarding data collection need to be made for clarification and consistency purposes:

1. Reclaimed Asphalt Pavement (RAP) quantities and Reclaimed Asphalt Shingles (RAS) quantities are being reported as one item. This is necessary since changes were made to NCDOT's HiCAMS database that now require the combined reporting of these two constituents.
2. The glass beads (Section 5) contained in pavement markings can come from recycled sources, however the exact percentage and quantity is not completely known. Therefore, the entire quantity of glass beads is currently listed as a recycled/recyclable product.
3. The Plastics section (Section 6) includes products that contain recycled components and products that could be recycled in the future. The plastic pipe component is composed of all dimensions and compositions of plastic pipe. The exact amount of recycled plastic and recyclable plastic cannot be determined given the limited amount of data present. Therefore, all plastic pipe types and sizes were combined in a single category.
4. The Metals section (Section 8) is presumed to be composed of steel. However, various grades and types of steels are included, and our office cannot verify that this section does not include other metals such as Aluminum. Furthermore, the materials listed do not specify a recycled content amount. The materials are included as a product that will be, or could be recycled in the future, and one that contains an unknown quantity of recycled metals presently. It is therefore included as both a recyclable product and a recycled product.
5. Scrap metal is listed as one line item in Section 8; some of the scraps are presumed to be recycled guardrail, sheet piles, and pipes, but their individual quantities cannot be determined at this time.

Table 1: NCDOT Recycled Products & Solid Waste Utilization in Construction & Maintenance Projects

Product Category / Description	Quantity	Unit of Measure
1-Asphalt:		
Reclaimed Asphalt Pavement (RAP)	1,918,144*	Tons
Reclaimed Asphalt Shingles (RAS)		
2-Organics:		
Mulch (wood)	5,648	Cubic Yards
Mulch (hydromulch)	5,200	Bales
Earth/Soil Fill (not for compost)	72,971	Tons
Vegetative Debris (not for compost)	298	Tons
Silt Fence Posts	11,994	Each
Scrap Wood/Lumber/Piles/Posts	298	Tons
Wood Pallets	115	Each
Sign Posts	570	Each
3-Coal Combustion Products:		
Fly Ash	33,169*	Tons
4-Concrete:		
Recycled Concrete	6,663	Tons
5-Glass:		
Glass Beads	10,062^	Tons
6-Plastics:		
Plastic Guardrail Offset Blocks	253,829*	Each
Plastic Pipe (All Types and Sizes)	386,087*	Linear Feet
Type III Barricades	77,610*	Linear Feet
7-Rubber:		
Tire Sidewalls	103,669^	Each
Miscellaneous Rubber	0	Tons
8-Metals:		
Steel Beams	45	Each
Signal Heads	37	Each
Scrap Metal	771	Tons
Cable Guiderail	238,062^	Linear Feet
Guardrail	470,367^	Linear Feet
Signposts	55,037	Each
Signs	34	Tons
Sheet Piles	0.3	Tons
9-Other:		
Comingled Items	1,502	Ton

(*) Data pulled from HiCAMS as of 9/6/2023

(^) Data pulled from HiCAMS and combined with data reported by NCDOT field offices on 9/6/2023

The data reported in Table 2 are all rounded down to the nearest whole number for each item. Several offices and rest areas report their recycling report data as comingled recycling. As such, it is not possible to determine the quantities of each constituent material, and therefore a “comingled” product line is listed in Table 2.

Table 2: NCDOT Recycled Materials from NCDOT Offices and Rest Areas (formerly the “3R Report” data)

Product Category	Quantity	Unit of Measure
Office Paper	80,405	Pounds
Aluminum Cans	21,103	Pounds
Plastic - Soda/Drink Bottles	14,960	Pounds
Plastic - Other than Bottles	27,874	Pounds
Glass Bottles	20,648	Pounds
Cardboard	201,852	Pounds
Fluorescent Light Bulbs	397	Each
Appliances (Various)	114	Each
Toner Cartridges	1,009	Each
Petroleum Products	7,462	Gallons
Pesticide Containers	1,423	Each
Batteries	69,985	Pounds
Comingled Recycling	68,795	Pounds

The total weight of office and rest area recycling is 505,622 pounds. This total does not include items for which the unit of measure for a recycled item was listed as each or gallon. Table 3 contains the reported recycling data from the NCDOT Roadside Environmental Unit’s various litter cleanup programs.

Table 3: Comingled Recycling from NCDOT Roadside Environmental Unit’s Litter Cleanup Programs

REU Program	Quantity (lbs.)
Adopt-A-Highway	90,495
Contracted Removal	306,570
NCDOT Personnel	39,435
Sponsor-A-Highway	217,410
Other	1,710
Total	655,620

Q. Department of Administration Environmentally Preferred Purchasing Fiscal Year 2023 Waste Reduction Report

Introduction

In accordance with the requirements outlined by G.S. 130A-309.14(a)(1) and 130A-309.14(a)(3). The Department of Administration, Division of Purchase & Contract submits the following report. This report serves as the annual detailed description of our agency's diligent review and revision of bid procedures, as well as the procurement and utilization of sustainable supplies and products. As mandated by legislation, this submission is directed towards the Department of Environmental Quality, underscoring our commitment to transparent and responsible environmental stewardship.

Purpose Statement

The purpose of this report is to provide a comprehensive overview of our agency's sustainable procurement program, embedded within the procurement practices and functional subsections of the Division of Purchase and Contract (P&C) of the Department of Administration. P&C facilitates by adapting sustainable business practices into the procurement process, policies, and decisions where possible.

Strategic Sourcing Initiatives

The Strategic Sourcing subsection supports the following initiatives.

Statewide Term Contracts (STC)

Through a systematic review of bid procedures, purchase orders and Statewide Term Contract (STC) prioritization of reusable, refillable, repairable, more durable, and less toxic supplies and products, and a commitment to their conscientious use, we aim to mitigate our environmental footprint while fulfilling our organizational mandates effectively. This report underscores our dedication to fostering a culture of sustainability and accountability within our operations, aligning with broader state objectives for environmental conservation and resource efficiency.

The data aggregated in this report depicts our usage of recyclable/sustainable electronic procurement transactions within NC eProcurement systems by indicators that are used by state agencies, community colleges, universities, and select local governments.

P&C's Statewide Term Contracts are procurement agreements established to streamline the process of purchasing goods and services. P&C continues to improve contracts by offering a wide range of sustainable and environmentally friendly products. Recycled content is encouraged pursuant to G.S.

143-58.2. Sustainable attributes of these Statewide Term Contracts are listed below in Table 1.

Table 1: Statewide Term Contract Sustainable Attributes

STC #	Statewide Term Contract	Sustainable Attributes
045A	Household Appliances	Offers appliances that include various recyclable components such as metal, plastic, glass and rubber hoses
050A	Preschool/Elementary Art Supplies & Accessories	Vendors follow sustainable practices for their shipping materials and offer GreenLeaf products
070E	35,000 & 50,000-70,000 GVWR Cab & Chassis Trucks	Vendors offers models that use: diesels with ultra-low sulfur or B20 fuel capability, option for a CNG/LPG-capable engine. Gas models' emissions are rated LEV II (low-emission vehicle), conventional cab trucks
070G	Utility, Transportation & Golf Vehicles & Related Accessories, Equipment, Parts and Services	Assortment of electric vehicles, all of which are quiet and release no emissions
071C	Type C (Conventional) School and Activity Buses	Electric bus options provided in solicitation
165A	Kitchen Equipment and Accessories	Various recyclable components such as metal, plastic, glass, and rubber hoses
2613A	Electric Vehicle Charging Station Equipment, Accessories, Installation and Infrastructure	Offers solar charging stations
3121A	Interior, Exterior and Traffic Paint	Interior paints are fume proof (non-toxic)

360A	Floor Covering and Installations Services	Recycled or recyclable content is required by the carpet covered within the nylon carpet specification
4110A	Laboratory Supplies & Equipment	Repair warranty on defective products
4213A	Medical Products Distribution	Lamps may contain up to 65% recycled content, including glass and mercury. Lamp packaging that may contain 73% recycled content. Some of the lamps are low mercury (TCLP compliant), non-hazardous. Low flow plumbing fixtures are offered to reduce water consumption. Ballasts – electronic types are available that are up to 30% more energy efficient, last longer, support variable illumination and reduce electromagnetic radiation compared to the older magnetic ones. Electronic ballasts contain no PCBs and can be disposed in the trash. Reduced product shape and size (form factor) also minimizes packaging and metal enclosure requirements. LED Lighting – Contract consists of lamps for cove lighting, area lighting, downlights, troffers, and wall packs employing LED illumination for energy savings. Packaging is 60% recycled materials. LED illumination uses 80% less energy than incandescent bulbs and lasts up to 25 times longer. Energy Saving Devices – Contract includes T8 size tubular fluorescent retrofit kits, LED exit signs, LED exit sign retrofit kits, occupancy/vacancy sensors, electronic dimmable ballasts, and controls. Products use LED illumination and dimmable ballasts for energy savings. T8 fluorescent lighting provides higher energy efficiency and less heat generation than older T12 lighting
4616A	Traffic Control Devices	Various recyclable components, metal, and brass materials used in options available

465B	Automated External Defibrillators (AED) and Accessories	Defibrillators can be refurbished, and packaging materials can be recycled
6010A	Manikins, Accessories and Services	Options item composed of various recyclable components
640A	Napkins, Bathroom Tissue, Paper Towels and Toilet Seat Covers	Offers selections that contain 20%-50% Post-Consumer Recycled Content, 100 % Recycled Content. Some Products are GreenSeal Certified, EPA Compliant, and Chlorine Free
675A	Agricultural Chemicals: Fungicides, Herbicides, Insecticides, Pesticides and Adjuvants	Items use recyclable containers
7612B	Recycling Services for Electronic Equipment	Recycle service for the collection, de-manufacturing, and recycling of computer monitors, televisions, desktop CPUs, laptop computers, printers, scanners, keyboards, and mice, copy machines, tablets, DVD players, VCRs, stereo systems, tape players, CD players, radios, telephones, cell phones, readers, network equipment, servers, fax machines, electronic games, cable and wire, batteries, and other consumer electronics generated by agencies.
870A	Window Blinds	Options use renewable material with low chemicals and particle emission. Aluminum steel and plastic components are 100% recyclable. All packing material is 100% recyclable
880A	Audio Visual and Photographic Equipment and Accessories	Options include recycled products and are recyclable/refurbish able
936A	Equipment Maintenance Management Program	Offers a repair process reduces the need to dispose of equipment and generating waste
946A	Procurement Card	The physical cards are made from recyclable materials and are recyclable
962B	Document Destruction Services	All shredded materials are recyclable and incorporated into other products
975B	Vehicle Rental Services	Options include energy efficient models including compacts, hybrids, and alternative fuel vehicles
983B	Uniform Rental	Options of uniform styles made from eco-friendly/sustainable materials and rental of uniforms reduces waste

The NC eProcurement – Buying module displays 78 STC vendor catalogs items within the application for a user-friendly experience similar to online shopping. During FY 2023, there were 416,549 catalog items, of which 101,886 were environmentally preferable products marked as "Recycled" to promote use. Table 2 contains the purchase order spend for the STCs noted in Table 1. Table 3 captures non-STC purchases designated as recyclable or sustainable by user indicator.

Table 2: FY23 Purchase Order Spend of Sustainable Statewide Term Contracts

Statewide Term Contract	Purchase Order Count	Purchase Order Spend
045A Household Appliances	294	\$345,520.24
050A Preschool/Elementary Art Supplies & Accessories	1,036	\$170,176.30
070E 35,000 & 50,000-70,000 GVWR Cab & Chassis Trucks	6	\$574,761.90
070G Utility, Transportation & Golf Vehicles & Related Accessories, Equipment, Parts and Services	279	\$914,538.28
071C Type C (Conventional) School and Activity Buses	19	\$4,119,232
165A Kitchen Equipment and Accessories	854	\$4,362,185.28
3121A Interior, Exterior and Traffic Paint	523	\$1,091,903.42
360A Floor Covering and Installations Services	1,731	\$6,305,214.82
4213A Medical Products Distribution	259	\$1,004,371.79
4616A Traffic Control Devices	158	\$274,053.82
465B Automated External Defibrillators (AED) and Accessories	416	\$1,536,497.31
6010A Manikins, Accessories and Services	108	\$1,086,862.52
640A Napkins, Bathroom Tissue, Paper Towels and Toilet Seat Covers	882	\$3,671,288.70
675A Agricultural Chemicals: Fungicides, Herbicides, Insecticides, Pesticides and Adjuvants	224	\$767,424
7612B Recycling Services for Electronic Equipment	5	\$1,995.90
870A Window Blinds	307	\$96,185.70
880A Audio Visual and Photographic Equipment and Accessories	2,516	\$8,751,068.87
936A Equipment Maintenance Management Program	160	\$786,195.83
962B Document Destruction Services	75	\$130,170.10
975B Vehicle Rental Services	200	\$136,874.13
983B Uniform Rental	166	\$686,829.80
Grand Total	10,218	\$36,813,350.36

Table 3 - Non-STC Purchases Designated Sustainable by Entity Type

Entity Type	Purchase Order Count	Purchase Order Spend
Community Colleges	28	\$47,291.29
State Agencies	82	\$497,078.86
Grand Total	110	\$544,370.15

Agency Oversight Procurement Initiative

During agency open market, formal or informal procurements, P&C encourages state agencies to use recyclable and sustainable specifications. The list of specification adjectives meets the criteria for aiding waste reduction by being reusable, refillable, repairable, more durable, and/or less toxic than their traditional counterparts.

Reusable encompasses but is not limited to: Refrigerant Recovery System (filters reusable refrigerant), Recycled Carpet Fiber, Re-refined Motor Oil, Recycled Paper Fiber, Recycled Antifreeze, Recycled Content Furniture (not traditional wood), Printers, Toner Cartridges, Uniforms

More Durable can cover: Above-Ground Vaulted Fuel Storage Tanks, Classroom Furniture, Electronic Lamps & Ballasts, Vacuum Cleaners, Floor Polish, Grader Slope Attachment, Plastic Lumber, Mattresses, Vertical File Cabinets, Wood Case Goods, Wood Library Furniture, LED Lighting

Energy Efficient - Energy Star can be applied to: Audio Visual System, Changeable Message Signs – Solar Powered, Lighting Fixtures, Lamps, Warning Lights - Vehicles Safety, Water Coolers

Water Efficient has been applied to: – Low Flow Plumbing Fixtures 0.5 GPM lavatory facet nozzles and 1.5 GPM showerheads support the Governor's water conservation initiative during severe water restrictions statewide

Recycled products include but are not limited to: Office Paper, Napkins, Paper Towels, Bathroom Tissue, Toilet Seat Covers, Plastic Trash Bags, Tires Locks, Vehicles, Furniture, Re-refined Motor Oil, Recycled Antifreeze, Storage Batteries, Traffic Cones, Tires

Refillable has been applied to: Ammunition - Cartridge Refills, Drums – Steel, Fire Extinguishers, Cylinders for Welding, Medical & Specialty Gases Fuel Tanks, Self-Contained Breathing Apparatus, Toner Cartridges

Repairable can be applied to: Defibrillators, Musical Instruments Used Sweeper, Heavy Machinery, Helicopters, Printing Press, Vehicles (automobiles, buses and trucks), Piano, Generator, Forklift, Golf Cart, Rail Car Mover, 3- Position Fill

Station

Refurbished/Rebuilt products may be applied to: Heart Monitor, Ultrasound, Defibrillators & ECG Monitors, Beds, Remanufactured Toner Cartridges Longer Lasting Floor Maintenance Machine Batteries, Library Furniture, Aluminum Nuts and Bolts – non-rusting alloys, Fluorescent Electronic Ballasts permit longer lamp life, LED lighting, extended-surface HVAC Air Filters, Synthetic Lubricants, Traffic Cones, Tires

Less Toxic has been applied to: Alternative Fuel Vehicles, Compact Vehicles, Hybrid Vehicles, Electric Vehicles, Dry Cell Batteries, Electronic Lamps & Ballasts, Fertilizers/Farm Chemicals, Inks for printing (using non-petroleum based inks), Instructional Art Materials, Markerboard Markers, Mattresses, Scientific Products (eliminating Freon), Refrigeration and A/C Equipment, Synthetic and Biodegradable Lubricants, Chlorine-free Sanitary Paper Products (napkins, paper towels, bathroom tissue, toilet seat covers), Cleaner Fuels (propane, gasohol, natural gas, bio- diesel), Diesel Exhaust Fluid, Vehicle Fuel Conversion Kits, Disposal/Recycle Programs (mercury content, electronics, oil, antifreeze, pallets, tires, batteries, steel)

Recyclable has been incorporated in: Commodity Packaging, Commodity Metal Enclosures & Parts, Plastics, Steel & Reinforced Concrete Pipe, Chain Link Fencing, Electrical Wire, Treated Lumber, HVAC & Refrigeration Equipment – Refrigerants, Toner Cartridges, Motor Oil, Antifreeze

Compliance and Risk Management Initiative

The Compliance and Risk Management subsection leads the following initiative.

Procurement Compliance Reviews

North Carolina Administrative Code (01 NCAC 05B .1605) mandates that the Division of Purchase & Contract (P&C) conduct compliance reviews on purchasing practices of all state agencies (departments, institutions, hospitals, community colleges, and universities). All compliance reviews, except universities, are conducted using data from the NC E-Procurement systems. Electronic procurement records reduce the necessity of conducting most phases of the analysis on-site, thereby increasing efficiency as well as reducing travel costs, fuel emissions and operating expenses. In addition, all P&C compliance files are maintained electronically, improving sustainability.

Procurement Education Initiative

The Procurement Education section leads the following initiative.

Procurement Training

The Division's Procurement Education subsection offer North Carolina public procurement personnel and contract administrators the skills necessary to carry out their duties efficiently and effectively. Offered online and free of charge, virtual training sessions available covering topics such as: Introduction to Procurement, Request for Proposal, Demystifying Terms and Conditions, and Specification Writing.

Operations and Systems Support Initiatives

The Operations and Systems Support section supports the following initiatives.

Electronic Procurement Procedures and Systems

The Operations and System Support subsection manages the Division's internal procurement operations as well as agency –to-P&C interaction within a paperless environment by formalizing submissions electronically. In our continued commitment to efficiency, the Division of Purchase and Contract has merged functionality of the previous electronic Vendor Portal (eVP), the legacy Interactive Purchasing System (IPS) and NC BIDS into one efficient new eVP platform to optimize the way state purchasers and vendors interact. Among other improved functionality, the new eVP has increased transparency through enhanced public vendor search features, consolidated vendor account data, automated bid/contract extension postings, and streamlined HUB and NCSBE certification application requests into a paperless process.

The NC E-Procurement – SAP Ariba Buying module, used to process requisitions into purchase orders for final electronic delivery to vendors has undergone several transformations to continue to support the electronic procurement processing needs of the state. Beginning in early 2019, the Division transitioned from an on-premises network management model to a Software as a Service (SaaS) model by implementing a cloud-based computing version of SAP Ariba Buying. This allowed the Division to decrease its footprint in the state's data warehouses.

While continuing to decrease our digital footprint through technology enhancements, the Division has strengthened visibility into the procurement process by deploying the supplemental SAP Ariba Sourcing and Contracts modules to state agencies. This

As of January 28th, 2024, the NC E-Procurement enterprise-wide system has 45,660 registered vendors, 10,370 Ariba Buying users, 798 Ariba Contracts users and 433 Ariba Sourcing users that represent 128 entities across the state. This

includes state agencies, hospitals and institutions, community colleges, K-12 public schools, universities, and local governments. NC eProcurement systems continue to contribute to a sustainable environment through significant reductions in hard copy document reproduction (paper, printers, and supplies) by utilizing electronic business transactions and electronic documents.

NC eProcurement Sustainability Assessment

In partnership with Accenture, the Division of Purchase and Contract has participated in a sustainability assessment to understand its green software journey through the design, development, and deployment stages of eVP. This assessment, focusing on architectural, behavioral, coding, data, and operational practices, identified three areas of major improvement since the July 2023 implementation of eVP:

- Architectural – By migrating eVP to the cloud, NC eProcurement has naturally increased its sustainable architecture. When moving to the cloud, companies can see up to 2x energy efficiency from architecture and data storage alone. Moving to the cloud also opens additional architectural efficiencies. With platform updates, NC eProcurement can take advantage of Microsoft's latest performance improvements and energy optimizations.
- Coding – Removing energy anti-patterns has led to more efficient code, also using fewer resources. In leveraging a low-code/no-code platform, rapid development, using fewer resources has been achieved. Lazy loading, which is native to the Power Platform, has ensured that only the necessary data, images, and code is accessed when a screen is populated, ultimately leading to fewer resources being used without impacting the user.
- Data – By migrating eVP to the cloud, NC eProcurement has naturally increased its sustainable data storage by moving from on-premises data storage to colocation providers. This, along with the team's product backlog items for purging unused data will support NC eProcurement's largest sustainability maturity increase.

For more information regarding this report, please contact:

David O'Neal, State Purchasing Officer and Director of the N.C. Division of Purchase and Contract, at 984-236-0210 or david.o-neal@doa.nc.gov.

