



PUBLIC SCHOOLS OF NORTH CAROLINA

STATE BOARD OF EDUCATION | Eric C. Davis, Chairman

WWW.NCPUBLICSCHOOLS.ORG

DATE: August 1, 2024

The Honorable Michael Lee
Co-Chair, Joint Legislative
Education Oversight Committee
300 N. Salisbury St., Rm 523
Raleigh, NC 27603-5925

The Honorable Tricia Cotham
Co-Chair, Joint Legislative Education
Oversight Committee
300 North Salisbury St., Rm 528
Raleigh, NC 27603-5925

The Honorable Hugh Blackwell
Co-Chair, Joint Legislative
Education Oversight Committee
300 North Salisbury St., Rm 541
Raleigh, NC 27603-5925

RE: Reason for Delayed Report **Cost of Carbon Monoxide Alarms and Radon Testing Study**

Dear Chairs of Joint Legislative Education Oversight Committee:

I am writing to respectfully request an extension of time on the report listed below that is due to the Joint Legislative Education Oversight Committee. The North Carolina State Board of Education (NCSBE) is requesting this additional time to thoughtfully discuss, review and make the report.

The report, mandated by Session Law 2023-134, was due on December 15, 2023, at which time the NCSBE provided a first update explaining the process and the massive scope of this report. This second update provides report on the study of a majority of school districts. However, the study requires still more time for careful completion. The Department of Public Instruction (DPI) is making further efforts to gather the few remaining outstanding responses. Also, because the NCSBE cares about the health and safety of all of its public school students – including its charter school students – it has directed that the study be expanded to include a report on these school buildings.

Thank you in advance for the General Assembly's acknowledgement of the necessary extension of the final due date for this report. Thank you also for your continued understanding as the NCSBE works with our public school units in planning and preparation for the academic school year.

The requested extension is reflected as follows:

Carbon Monoxide Alarms and Radon Testing Study Report

- Due Date in Statue: 12/15/2023
- Pursuant to: <https://ncleg.gov/Sessions/2019/Bills/Senate/PDF/S343v7.pdf>
- Requested Due Date: 12/15/2024

Thank you for your kind cooperation in this matter.

Sincerely yours,

Eric Davis


cc: Director Rupen Fofaria

NORTH CAROLINA STATE BOARD OF EDUCATION

Eric C. Davis, *Chairman* | eric.davis@dpi.nc.gov

6302 Mail Service Center, Raleigh, North Carolina 27699-6302 | (919) 807-3401 | Fax (919) 807-3198

AN EQUAL OPPORTUNITY/AFFIRMATIVE ACTION EMPLOYER



DRAFT REPORT

**CARBON MONOXIDE ALARMS AND RADON
TESTING IN SCHOOLS**

**FY2023-24 Statewide Survey
(SL 2023-134, Section 7.78.)**

Prepared by

**School Planning
North Carolina Department of Public Instruction**

Submitted to

North Carolina State Board of Education

JULY 31, 2024

(DRAFT Report – Pending Additional Survey Responses and Final Review)

TABLE OF CONTENTS

EXECUTIVE SUMMARY	2
SURVEY REPORTING	3
Survey Methodology	3
Survey Data & Cost Projections – Summary (4 pages).....	4
Survey Data & Cost Projections – Identified Public Schools (157 pages).....	8
APPENDICES	
1. North Carolina State Building Code (CO Requirements)	165
2. North Carolina State Building Code (Radon Requirements)	166

DRAFT

EXECUTIVE SUMMARY

North Carolina SL 2023-134, Section 7.78. requires the State Board of Education to survey certain public schools to determine the status and cost of carbon monoxide alarms and radon gas testing in existing school buildings, and report their findings to the Joint Legislative Education Oversight Committee.

The survey involves “identified public schools” as defined in the governing legislation. These schools include: certain PSU Schools, State Agency Schools, Laboratory Schools, Regional Schools, and other Statewide Schools

Legislative Provision (SL 2023-134)

STUDY STATUS AND COST OF CARBON MONOXIDE ALARMS AND RADON TESTING IN SCHOOLS

SECTION 7.78. The State Board of Education shall survey all identified public schools to determine the number of existing school buildings that are currently not equipped with carbon monoxide alarm and detection systems but would have to install those systems if required to be in compliance with the requirements for new buildings in Section 915 of the North Carolina State Building Code, Fire Prevention Code (non-equipped buildings). The State Board of Education shall also survey all identified public schools to determine the need and implementation of radon gas testing. The State Board of Education shall report to the Joint Legislative Education Oversight Committee the following information no later than December 15, 2023:

- (1) The number of non-equipped buildings statewide, and by identified public school.
- (2) The estimated cost statewide, and by the identified public school, to permit, install, and inspect all non-equipped buildings with carbon monoxide alarm and detection systems and radon gas testing.

For purposes of this section, "identified public schools" shall refer to (i) schools in a public school unit, as defined in G.S. 115C-5(7a), except charter schools, (ii) the North Carolina School of Science and Mathematics, (iii) the University of North Carolina School of the Arts, (iv) schools operated by the Department of Health and Human Services, and (v) schools operated by the Division of Juvenile Justice of the Department of Public Safety.

SURVEY REPORTING

A survey using the DPI Qualtrics platform was issued to identified public schools to assess the current status of existing school buildings regarding carbon monoxide detection and alarm systems, and installed radon gas mitigation systems. The survey encompassed 7,357 individual buildings on 2,544 identified public school campuses across North Carolina, including 5,707 classroom buildings. The survey response rates were as follows:

Identified PSU Schools	82.6%
Identified Agency/Lab/Regional/Statewide Schools	47.0%
Aggregate Response Rate	78.8%

The survey was conducted using a series of six questions for each existing school campus to determine the scope of existing conditions in each building, relevant to the study requirements outlined in SL 2023-134. Survey responses were in the form of simple numerical entries to answer each question. In cases where no response was received, general assumptions based on certain averages of actual data received, have been included for cost estimating purposes.

Incomplete data and/or absence of survey responses may result in higher projected funding requirements for certain identified public schools. However, these data anomalies should not drive specific funding decisions. When data received is deemed incomplete, conservative estimates have been for calculations of cost projections. This approach, when aggregated with accurate reporting in more complete survey responses, provides a balanced projection of ‘order of magnitude’ costs for addressing deficiencies statewide.

SURVEY DATA

Identified Public Schools

<i>PSU Schools</i>	<i>Total Number School Campuses</i>	<i>Total Number Existing Campus Buildings</i>	<i>Total Number Existing Classroom Buildings</i>	<i>Classroom Buildings w/Fuel Burning Appliances</i>	<i>Classroom Buildings w/Fuel Burning Mechanical</i>	<i>Classroom Buildings w/Carbon Monoxide Alarms</i>	<i>Classroom Buildings w/Radon Gas System</i>
Alamance-Burlington Schools	38	204	150	38	58	12	0
Alexander County Schools	11	no response					
Alleghany County Schools	4	7	7	0	4	1	0
Anson County Schools	9	21	15	9	11	0	0
Ashe County Schools	6	10	9	0	7	1	0
Avery County Schools	8	11	11	7	7	0	0
Beaufort County Schools	13	69	56	1	23	1	0
Bertie County Schools	7	22	10	6	4	2	0
Bladen County Schools	13	43	38	20	18	0	0
Brunswick County Schools	20	48	41	2	18	0	0
Buncombe County Schools	45	162	111	49	69	1	0
Asheville City Schools	9	11	11	11	11	0	0
Burke County Schools	27	51	51	24	50	0	0
Cabarrus County Schools	44	232	203	36	40	6	1
Kannapolis City Schools	8	16	14	11	14	12	2
Caldwell County Schools	25	92	70	23	54	23	0
Camden County Schools	5	5	5	0	5	0	0
Carteret County Public Schools	17	35	31	20	19	1	0
Caswell County Schools	6	30	19	2	8	1	0
Catawba County Schools	28	83	46	4	28	5	0
Hickory City Schools	9	38	27	6	14	5	0
Newton Conover City Schools	7	19	13	3	13	3	0
Chatham County Schools	21	no response					
Cherokee County Schools	16	46	36	2	17	2	0
Edenton-Chowan Schools	4	16	11	2	8	0	0
Clay County Schools	4	11	10	2	11	0	0
Cleveland County Schools	28	146	91	28	43	0	0
Columbus County Schools	12	35	30	4	8	0	0
Whiteville City Schools	5	23	22	3	3	0	0
Craven County Board of Education	26	79	76	0	0	3	0
Cumberland County Schools	86	287	236	81	101	140	0
Currituck County Schools	10	27	25	5	17	0	0
Dare County Schools	11	25	12	12	11	0	0
Davidson County Schools	35	62	48	20	38	3	0
Lexington City Schools	7	7	7	7	7	0	0
Thomasville City Schools	4	11	10	4	11	0	0
Davie County Schools	13	30	22	10	11	9	0
Duplin County Schools	13	no response					
Durham Public Schools	56	83	81	66	56	55	0
Edgecombe County Public Schools	15	no response					
Winston Salem / Forsyth County Schools	81	453	341	55	101	27	0
Franklin County Schools	16	no response					
Gaston County Schools	56	123	108	49	71	6	0
Gates County Schools	5	12	12	6	6	0	0
Graham County Schools	3	no response					
Granville County Schools	16	no response					
Greene County Schools	6	16	12	14	11	1	0

SURVEY DATA

Identified Public Schools

<i>PSU Schools</i>	<i>Total Number School Campuses</i>	<i>Total Number Existing Campus Buildings</i>	<i>Total Number Existing Classroom Buildings</i>	<i>Classroom Buildings w/Fuel Burning Appliances</i>	<i>Classroom Buildings w/Fuel Burning Mechanical</i>	<i>Classroom Buildings w/Carbon Monoxide Alarms</i>	<i>Classroom Buildings w/Radon Gas System</i>
Guilford County Schools	124	no response					
Halifax County Schools	11	no response					
Roanoke Rapids City Schools	5	16	11	4	8	8	0
Weldon City Schools	4	no response					
Harnett County Schools	29	213	201	7	26	2	0
Haywood County Schools	15	no response					
Henderson County Schools	23	33	31	28	26	0	0
Hertford County Schools	7	16	16	4	4	2	0
Hoke County Schools	14	no response					
Hyde County Schools	3	17	17	4	7	0	0
Iredell-Statesville Schools	38	124	108	57	57	58	0
Mooreville Graded School District	9	12	16	0	16	4	0
Jackson County Public Schools	9	20	20	11	10	0	0
Johnston County Public Schools	48	74	63	0	3	44	0
Jones County Schools	5	7	5	0	9	2	0
Lee County Schools	16	48	42	30	30	1	0
Lenoir County Public Schools	17	60	39	12	23	0	0
Lincoln County Schools	23	122	62	17	25	0	0
Macon County Schools	12	no response					
Madison County Schools	7	16	14	6	7	1	0
Martin County Schools	9	24	17	5	6	0	0
McDowell County Schools	15	28	28	0	16	0	0
Charlotte-Mecklenburg Schools	184	477	474	176	176	176	0
Mitchell County Schools	7	11	11	5	10	10	0
Montgomery County Schools	11	35	17	1	12	2	0
Moore County Schools	23	155	95	27	25	25	1
Nash County Public Schools	28	69	59	24	28	0	0
New Hanover County Schools	42	60	58	6	33	4	0
Northampton County Schools	6	6	6	0	0	0	0
Onslow County Schools	39	357	295	1	37	0	0
Orange County Schools	13	45	45	0	0	0	0
Chapel Hill-Carrboro City Schools	21	no response					
Pamlico County Schools	4	10	9	2	1	0	0
Elizabeth City-Pasquotank Public Schools	13	17	16	0	13	0	0
Pender County Schools	19	47	44	19	19	0	0
Perquimans County Schools	4	16	14	4	4	0	0
Person County Schools	12	no response					
Pitt County Schools	40	173	164	10	67	54	0
Polk County Schools	7	36	25	6	13	3	0
Randolph County School System	32	156	136	0	41	1	0
Asheboro City Schools	8	22	14	3	8	1	0
Richmond County Schools	15	30	30	30	25	0	0
Public Schools of Robeson County	37	238	206	30	54	0	0
Rockingham County Schools	23	50	49	21	40	3	0
Rowan-Salisbury Schools	32	89	85	80	1	0	0
Rutherford County Schools	18	65	24	7	18	16	0
Sampson County Schools	18	60	56	0	0	0	0

SURVEY DATA

Identified Public Schools

<i>PSU Schools</i>	<i>Total Number School Campuses</i>	<i>Total Number Existing Campus Buildings</i>	<i>Total Number Existing Classroom Buildings</i>	<i>Classroom Buildings w/Fuel Burning Appliances</i>	<i>Classroom Buildings w/Fuel Burning Mechanical</i>	<i>Classroom Buildings w/Carbon Monoxide Alarms</i>	<i>Classroom Buildings w/Radon Gas System</i>
Clinton City Schools	5	18	15	5	17	0	0
Scotland County Schools	10	17	15	3	16	0	0
Stanly County Schools	23	60	49	46	47	0	0
Stokes County Schools	19	58	50	1	13	0	0
Surry County Schools	20	no response					
Elkin City Schools	4	3	3	0	0	0	0
Mount Airy City Schools	4	no response					
Swain County Schools	5	no response					
Transylvania County Schools	9	22	13	9	14	0	0
Tyrrell County Schools	3	no response					
Union County Public Schools	52	277	153	20	58	0	0
Vance County Schools	16	16	16	10	13	0	0
Wake County Schools	197	563	301	134	234	32	9
Warren County Schools	6	no response					
Washington County Schools	5	25	11	5	7	0	0
Watauga County Schools	11	27	11	2	11	2	0
Wayne County Public Schools	33	114	110	30	86	0	0
Wilkes County Schools	22	108	66	0	7	0	0
Wilson County Schools	25	41	28	19	22	0	0
Yadkin County Schools	14	53	45	0	16	1	0
Yancey County Schools	7	18	12	10	7	1	0

<i>State Agency Schools</i>							
NC DPI Deaf and Blind Schools	3	52	18	1	1	4	0
NC DAC Education Services	4	no response					
NC DHHS Schools	12	111	29	1	1	1	0
NC DPS Juvenile Education Services	16	12	4	4	4	12	0

<i>Laboratory Schools</i>							
Appalachian State U Academy Middle Fork	1	3	1	1	1	1	0
Aggie Academy	1	1	1	0	0	0	0
Catamount School	1	1	4	0	0	0	0
Niner University Elementary School	1	no response					
D.C. Virgo Preparatory Academy	1	no response					
Carolina Community Academy	1	no response					
East Carolina Community School	1	2	2	1	1	0	0

<i>Regional Schools</i>							
NERSBA Early College	1	no response					

<i>Statewide Schools</i>							
NC School of Science and Mathematics	2	no response					
UNC School of the Arts	1	no response					

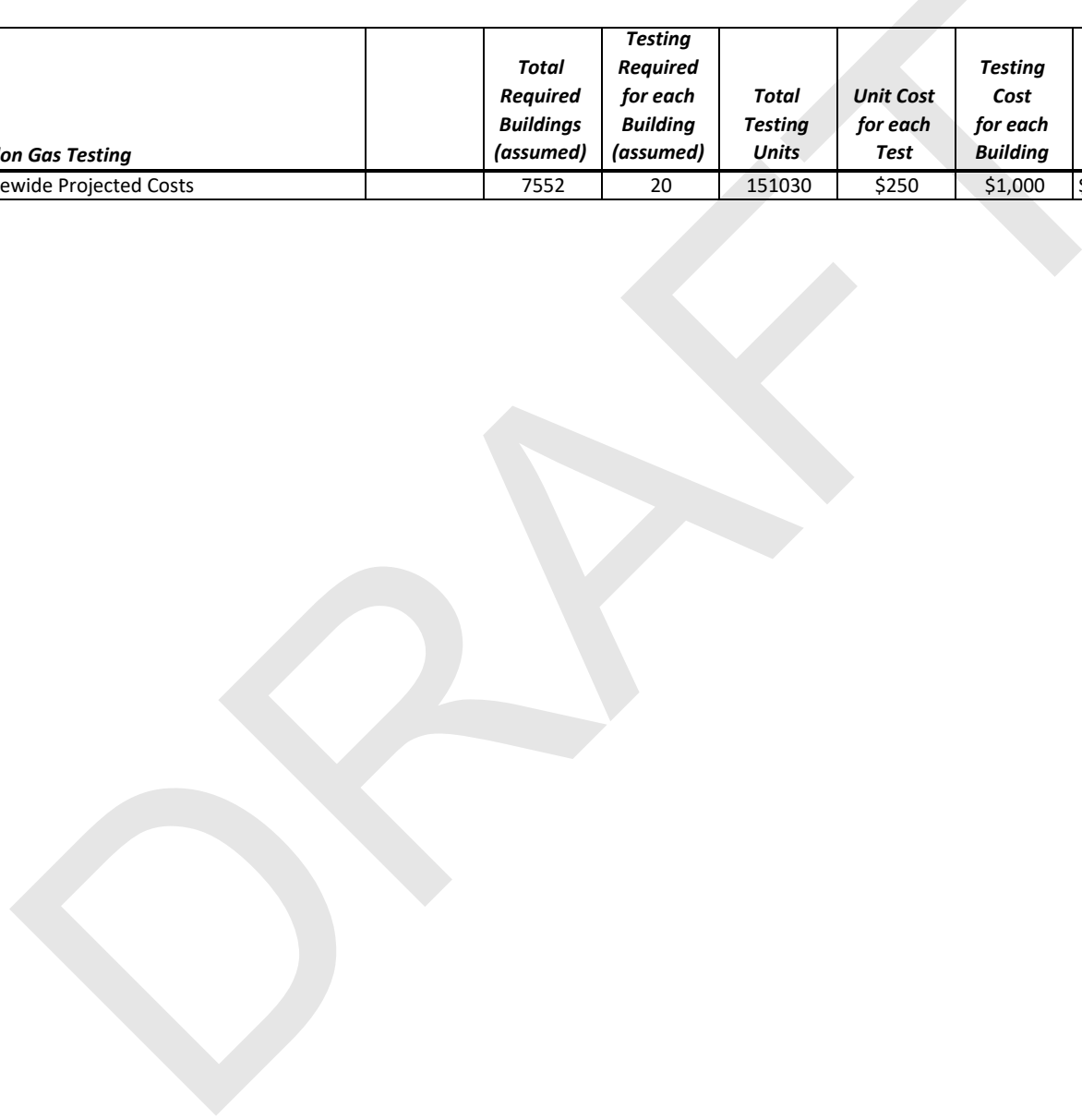
<i>Statewide TOTALS (as reported)</i>							
All Surveyed Schools	2543	7357	5707	1581	2480	791	22

PROJECTED COSTS

Identified Public Schools

		Total Required Buildings (assumed)	Devices Required for each Building (assumed)	Total Devices	Unit Cost for each Device	Installation Cost for each Building	Total Estimate
Carbon Monoxide Alarms							
Statewide Projected Costs		3790	10	37895	\$800	\$2,500	\$39,789,750

		Total Required Buildings (assumed)	Testing Required for each Building (assumed)	Total Testing Units	Unit Cost for each Test	Testing Cost for each Building	Total Estimate
Radon Gas Testing							
Statewide Projected Costs		7552	20	151030	\$250	\$1,000	\$45,309,000



SURVEY DATA

<i>Alamance-Burlington School System</i>	<i>Total Number School Campuses</i>	<i>Total Number Existing Campus Buildings</i>	<i>Total Number Existing Classroom Buildings</i>	<i>Classroom Buildings w/Fuel Burning Appliances</i>	<i>Classroom Buildings w/Fuel Burning Mechanical</i>	<i>Classroom Buildings w/Carbon Monoxide Alarms</i>	<i>Classroom Buildings w/Radon Gas System</i>
ABSS Early College at ACC	1	1	1	0	0	0	0
Alexander Wilson Elementary	1	7	5	1	2	2	0
Altamahaw-Ossipee Elementary	1	3	1	1	1	0	0
Broadview Middle	1	2	2	1	1	0	0
Career and Technical Education Center	1	1	1	1	1	1	0
Highland Elementary	1	1	1	1	1	0	0
E M Yoder Elementary	1	2	2	1	1	0	0
Eastern Alamance High	1	13	12	1	2	2	0
Eastlawn Elementary	1	7	7	1	1	0	0
Edwin M Holt Elementary	1	6	5	1	2	0	0
Elon Elementary	1	1	1	1	1	0	0
B. Everett Jordan Elementary	1	6	3	1	1	0	0
Audrey W. Garrett Elementary	1	2	1	1	2	0	0
Graham High	1	18	12	2	1	0	0
Graham Middle	1	7	6	1	1	0	0
Grove Park Elementary	1	2	2	1	1	0	0
Hawfields Middle	1	2	1	1	2	0	0
Harvey R Newlin Elementary	1	2	2	1	1	0	0
Haw River Elementary	1	6	6	1	3	0	0
Hillcrest Elementary	1	2	2	1	1	0	0
Hugh M Cummings High	1	4	2	1	0	0	0
Marvin B Smith Elementary	1	1	1	1	1	0	0
North Graham Elementary	1	1	1	1	1	0	0
Pleasant Grove Elementary	1	1	1	1	0	1	0
R Homer Andrews Elementary	1	1	1	1	1	0	0
Ray Street Academy	1	7	5	0	2	0	0
South Graham Elementary	1	9	7	1	1	0	0
South Mebane Elementary	1	3	3	1	1	1	0
Southern Alamance High	1	21	15	2	8	2	0
Southern Alamance Middle	1	9	8	1	1	0	0
Sylvan Elementary	1	8	6	1	2	0	0
Turrentine Middle	1	7	3	1	3	0	0
Walter M Williams High	1	5	2	1	1	0	0
Western Alamance High	1	17	10	2	4	2	0
Western Alamance Middle	1	10	8	1	3	0	0
Woodlawn Middle	1	3	1	1	1	0	0
Southeast Alamance High School	1	5	2	1	1	1	0
Alamance Virtual School	1	1	1	0	1	0	0

PSU TOTALS							
All Surveyed Schools	38	204	150	38	58	12	0

PROJECTED COSTS

Alamance-Burlington School System

		Total Required Buildings (assumed)	Devices Required for each Building (assumed)	Total Devices	Unit Cost for each Device	Installation Cost for each Building	Total Estimate
Carbon Monoxide Alarms							
Alamance-Burlington School System		46	10	460	\$800	\$2,500	\$483,000

		Total Required Buildings (assumed)	Testing Required for each Building (assumed)	Total Testing Units	Unit Cost for each Test	Testing Cost for each Building	Total Estimate
Radon Gas Testing							
Alamance-Burlington School System		204	20	4080	\$250	\$1,000	\$1,224,000

DRAFT

SURVEY DATA

Alexander County Schools

	<i>Total Number School Campuses</i>	<i>Total Number Existing Campus Buildings</i>	<i>Total Number Existing Classroom Buildings</i>	<i>Classroom Buildings w/Fuel Burning Appliances</i>	<i>Classroom Buildings w/Fuel Burning Mechanical</i>	<i>Classroom Buildings w/Carbon Monoxide Alarms</i>	<i>Classroom Buildings w/Radon Gas System</i>
Alexander County Schools							
Alexander Central High	1	0	0	0	0	0	0
Alexander Early College	1	0	0	0	0	0	0
Bethlehem Elementary	1	0	0	0	0	0	0
East Alexander Middle	1	0	0	0	0	0	0
Ellendale Elementary	1	0	0	0	0	0	0
Hiddenite Elementary	1	0	0	0	0	0	0
Stony Point Elementary	1	0	0	0	0	0	0
Sugar Loaf Elementary	1	0	0	0	0	0	0
Taylorsville Elementary	1	0	0	0	0	0	0
West Alexander Middle	1	0	0	0	0	0	0
Wittenburg Elementary	1	0	0	0	0	0	0

PSU TOTALS							
All Surveyed Schools	11	0	0	0	0	0	0

PROJECTED COSTS

Alexander County Schools

	<i>Total Required Buildings (assumed)</i>	<i>Devices Required for each Building (assumed)</i>	<i>Total Devices</i>	<i>Unit Cost for each Device</i>	<i>Installation Cost for each Building</i>	<i>Total Estimate</i>
Carbon Monoxide Alarms						
Alexander County Schools	28	10	275	\$800	\$2,500	\$288,750

	<i>Total Required Buildings (assumed)</i>	<i>Testing Required for each Building (assumed)</i>	<i>Total Testing Units</i>	<i>Unit Cost for each Test</i>	<i>Testing Cost for each Building</i>	<i>Total Estimate</i>
Radon Gas Testing						
Alexander County Schools	28	20	550	\$250	\$1,000	\$165,000

SURVEY DATA

Allegheny County Schools

	<i>Total Number School Campuses</i>	<i>Total Number Existing Campus Buildings</i>	<i>Total Number Existing Classroom Buildings</i>	<i>Classroom Buildings w/Fuel Burning Appliances</i>	<i>Classroom Buildings w/Fuel Burning Mechanical</i>	<i>Classroom Buildings w/Carbon Monoxide Alarms</i>	<i>Classroom Buildings w/Radon Gas System</i>
Allegheny County Schools							
Allegheny High	1	3	3	0	2	0	0
Glade Creek Elementary	1	1	1	0	0	1	0
Piney Creek Elementary	1	2	2	0	1	0	0
Sparta Elementary	1	1	1	0	1	0	0

PSU TOTALS							
All Surveyed Schools	4	7	7	0	4	1	0

PROJECTED COSTS

Allegheny County Schools

	<i>Total Required Buildings (assumed)</i>	<i>Devices Required for each Building (assumed)</i>	<i>Total Devices</i>	<i>Unit Cost for each Device</i>	<i>Installation Cost for each Building</i>	<i>Total Estimate</i>
Carbon Monoxide Alarms						
Allegheny County Schools	4	10	40	\$800	\$2,500	\$42,000

	<i>Total Required Buildings (assumed)</i>	<i>Testing Required for each Building (assumed)</i>	<i>Total Testing Units</i>	<i>Unit Cost for each Test</i>	<i>Testing Cost for each Building</i>	<i>Total Estimate</i>
Radon Gas Testing						
Allegheny County Schools	7	20	140	\$250	\$1,000	\$42,000

SURVEY DATA

Anson County Schools

	Total Number School Campuses	Total Number Existing Campus Buildings	Total Number Existing Classroom Buildings	Classroom Buildings w/Fuel Burning Appliances	Classroom Buildings w/Fuel Burning Mechanical	Classroom Buildings w/Carbon Monoxide Alarms	Classroom Buildings w/Radon Gas System
Anson County Schools							
Anson County Early College High School	1	1	1	0	0	0	0
Anson High School	1	11	6	1	4	0	0
Ansonville Elementary School	1	1	1	1	1	0	0
Anson Middle School	1	3	2	2	1	0	0
Wadesboro Primary School	1	1	1	1	1	0	0
Lilesville Elementary School	1	1	1	1	1	0	0
Morven Elementary School	1	1	1	1	1	0	0
Peachland-Polkton Elementary School	1	1	1	1	1	0	0
Wadesboro Elementary School	1	1	1	1	1	0	0

PSU TOTALS							
All Surveyed Schools	9	21	15	9	11	0	0

PROJECTED COSTS

Anson County Schools

	Total Required Buildings (assumed)	Devices Required for each Building (assumed)	Total Devices	Unit Cost for each Device	Installation Cost for each Building	Total Estimate
Carbon Monoxide Alarms						
Anson County Schools	11	10	110	\$800	\$2,500	\$115,500

	Total Required Buildings (assumed)	Testing Required for each Building (assumed)	Total Testing Units	Unit Cost for each Test	Testing Cost for each Building	Total Estimate
Radon Gas Testing						
Anson County Schools	21	20	420	\$250	\$1,000	\$126,000

SURVEY DATA

Ashe County Schools

	<i>Total Number School Campuses</i>	<i>Total Number Existing Campus Buildings</i>	<i>Total Number Existing Classroom Buildings</i>	<i>Classroom Buildings w/Fuel Burning Appliances</i>	<i>Classroom Buildings w/Fuel Burning Mechanical</i>	<i>Classroom Buildings w/Carbon Monoxide Alarms</i>	<i>Classroom Buildings w/Radon Gas System</i>
Ashe County Schools							
Ashe County High	1	2	2	0	2	0	0
Ashe County Early College High School	1	1	1	0	1	0	0
Ashe County Middle	1	4	3	0	1	1	0
Blue Ridge Elementary	1	1	1	0	1	0	0
Mountain View Elementary	1	1	1	0	1	0	0
Westwood Elementary	1	1	1	0	1	0	0

PSU TOTALS							
All Surveyed Schools	6	10	9	0	7	1	0

PROJECTED COSTS

Ashe County Schools

	<i>Total Required Buildings (assumed)</i>	<i>Devices Required for each Building (assumed)</i>	<i>Total Devices</i>	<i>Unit Cost for each Device</i>	<i>Installation Cost for each Building</i>	<i>Total Estimate</i>
Carbon Monoxide Alarms						
Ashe County Schools	6	10	60	\$800	\$2,500	\$63,000

	<i>Total Required Buildings (assumed)</i>	<i>Testing Required for each Building (assumed)</i>	<i>Total Testing Units</i>	<i>Unit Cost for each Test</i>	<i>Testing Cost for each Building</i>	<i>Total Estimate</i>
Radon Gas Testing						
Ashe County Schools	10	20	200	\$250	\$1,000	\$60,000

SURVEY DATA

Avery County Schools

	<i>Total Number School Campuses</i>	<i>Total Number Existing Campus Buildings</i>	<i>Total Number Existing Classroom Buildings</i>	<i>Classroom Buildings w/Fuel Burning Appliances</i>	<i>Classroom Buildings w/Fuel Burning Mechanical</i>	<i>Classroom Buildings w/Carbon Monoxide Alarms</i>	<i>Classroom Buildings w/Radon Gas System</i>
Avery County Schools							
Avery County High School	1	2	2	2	2	0	0
Banner Elk Elementary School	1	1	1	0	0	0	0
Cranberry Middle School	1	1	1	1	1	0	0
Crossnore Elementary	1	1	1	1	1	0	0
Avery Middle	1	2	2	2	2	0	0
Freedom Trail Elementary School	1	1	1	0	0	0	0
Newland Elementary School	1	1	1	0	0	0	0
Riverside Elementary School	1	2	2	1	1	0	0

PSU TOTALS							
All Surveyed Schools	8	11	11	7	7	0	0

PROJECTED COSTS

Avery County Schools

	<i>Total Required Buildings (assumed)</i>	<i>Devices Required for each Building (assumed)</i>	<i>Total Devices</i>	<i>Unit Cost for each Device</i>	<i>Installation Cost for each Building</i>	<i>Total Estimate</i>
Carbon Monoxide Alarms						
Avery County Schools	7	10	70	\$800	\$2,500	\$73,500

	<i>Total Required Buildings (assumed)</i>	<i>Testing Required for each Building (assumed)</i>	<i>Total Testing Units</i>	<i>Unit Cost for each Test</i>	<i>Testing Cost for each Building</i>	<i>Total Estimate</i>
Radon Gas Testing						
Avery County Schools	11	20	220	\$250	\$1,000	\$66,000

SURVEY DATA

Beaufort County Schools

	<i>Total Number School Campuses</i>	<i>Total Number Existing Campus Buildings</i>	<i>Total Number Existing Classroom Buildings</i>	<i>Classroom Buildings w/Fuel Burning Appliances</i>	<i>Classroom Buildings w/Fuel Burning Mechanical</i>	<i>Classroom Buildings w/Carbon Monoxide Alarms</i>	<i>Classroom Buildings w/Radon Gas System</i>
Beaufort County Schools							
Eastern Elementary	1	15	12	0	0	0	0
Bath Elementary	1	6	5	0	2	0	0
Beaufort County Early College High School	1	1	1	0	0	0	0
Chocowinity Middle	1	5	4	0	0	0	0
Chocowinity Primary	1	6	4	0	0	0	0
John C Tayloe Elementary	1	7	6	0	0	0	0
John Small Elementary	1	4	4	0	4	0	0
Northeast Elementary	1	1	1	0	1	0	0
Northside High	1	1	1	1	1	0	0
P S Jones Middle	1	6	6	0	6	1	0
Southside High	1	1	1	0	1	0	0
S W Snowden Elementary	1	4	4	0	1	0	0
Washington High	1	12	7	0	7	0	0

PSU TOTALS							
All Surveyed Schools	13	69	56	1	23	1	0

PROJECTED COSTS

Beaufort County Schools

	<i>Total Required Buildings (assumed)</i>	<i>Devices Required for each Building (assumed)</i>	<i>Total Devices</i>	<i>Unit Cost for each Device</i>	<i>Installation Cost for each Building</i>	<i>Total Estimate</i>
Carbon Monoxide Alarms						
Beaufort County Schools	22	10	220	\$800	\$2,500	\$231,000

	<i>Total Required Buildings (assumed)</i>	<i>Testing Required for each Building (assumed)</i>	<i>Total Testing Units</i>	<i>Unit Cost for each Test</i>	<i>Testing Cost for each Building</i>	<i>Total Estimate</i>
Radon Gas Testing						
Beaufort County Schools	69	20	1380	\$250	\$1,000	\$414,000

SURVEY DATA

Bertie County Schools

	<i>Total Number School Campuses</i>	<i>Total Number Existing Campus Buildings</i>	<i>Total Number Existing Classroom Buildings</i>	<i>Classroom Buildings w/Fuel Burning Appliances</i>	<i>Classroom Buildings w/Fuel Burning Mechanical</i>	<i>Classroom Buildings w/Carbon Monoxide Alarms</i>	<i>Classroom Buildings w/Radon Gas System</i>
Bertie County Schools							
Bertie Early College High	1	6	4	0	1	0	0
Bertie High	1	2	1	1	1	0	0
Bertie Middle	1	2	1	1	1	0	0
Aulander Elementary	1	2	1	1	0	0	0
West Bertie Elementary	1	2	1	1	0	0	0
Colerain Elementary	1	4	1	1	0	1	0
Windsor Elementary	1	4	1	1	1	1	0

PSU TOTALS							
All Surveyed Schools	7	22	10	6	4	2	0

PROJECTED COSTS

Bertie County Schools

	<i>Total Required Buildings (assumed)</i>	<i>Devices Required for each Building (assumed)</i>	<i>Total Devices</i>	<i>Unit Cost for each Device</i>	<i>Installation Cost for each Building</i>	<i>Total Estimate</i>
Carbon Monoxide Alarms						
Bertie County Schools	7	10	70	\$800	\$2,500	\$73,500

	<i>Total Required Buildings (assumed)</i>	<i>Testing Required for each Building (assumed)</i>	<i>Total Testing Units</i>	<i>Unit Cost for each Test</i>	<i>Testing Cost for each Building</i>	<i>Total Estimate</i>
Radon Gas Testing						
Bertie County Schools	22	20	440	\$250	\$1,000	\$132,000

SURVEY DATA

Bladen County Schools

	Total Number School Campuses	Total Number Existing Campus Buildings	Total Number Existing Classroom Buildings	Classroom Buildings w/Fuel Burning Appliances	Classroom Buildings w/Fuel Burning Mechanical	Classroom Buildings w/Carbon Monoxide Alarms	Classroom Buildings w/Radon Gas System
Bladen County Schools							
Bladenboro Middle	1	3	3	1	2	0	0
Bladenboro Primary	1	5	5	2	1	0	0
Bladen Lakes Primary	1	4	4	1	1	0	0
Clarkton School of Discovery	1	4	1	1	3	0	0
Dublin Primary	1	2	1	1	1	0	0
East Arcadia Elementary	1	3	2	2	1	0	0
East Bladen High	1	2	2	4	1	0	0
Elizabethtown Middle	1	5	5	2	2	0	0
Elizabethtown Primary	1	5	5	1	1	0	0
Plain View Primary	1	6	6	1	1	0	0
Tar Heel Middle	1	1	1	1	1	0	0
West Bladen High	1	2	2	2	2	0	0
Bladen Early College	1	1	1	1	1	0	0

PSU TOTALS							
All Surveyed Schools	13	43	38	20	18	0	0

PROJECTED COSTS

Bladen County Schools

	Total Required Buildings (assumed)	Devices Required for each Building (assumed)	Total Devices	Unit Cost for each Device	Installation Cost for each Building	Total Estimate
Carbon Monoxide Alarms						
Bladen County Schools	20	10	200	\$800	\$2,500	\$210,000

	Total Required Buildings (assumed)	Testing Required for each Building (assumed)	Total Testing Units	Unit Cost for each Test	Testing Cost for each Building	Total Estimate
Radon Gas Testing						
Bladen County Schools	43	20	860	\$250	\$1,000	\$258,000

SURVEY DATA

Brunswick County Schools

	Total Number School Campuses	Total Number Existing Campus Buildings	Total Number Existing Classroom Buildings	Classroom Buildings w/Fuel Burning Appliances	Classroom Buildings w/Fuel Burning Mechanical	Classroom Buildings w/Carbon Monoxide Alarms	Classroom Buildings w/Radon Gas System
Brunswick County Schools							
Belville Elementary	1	1	1	0	1	0	0
Bolivia Elementary	1	6	6	0	2	0	0
Brunswick County Early College High School	1	1	1	0	0	0	0
The Center of Applied Sciences and Technology	1	1	1	1	1	0	0
Cedar Grove Middle	1	1	1	0	1	0	0
Jessie Mae Monroe Elementary	1	1	1	0	1	0	0
Leland Middle	1	2	2	0	0	0	0
Lincoln Elementary	1	1	1	0	2	0	0
North Brunswick High	1	8	5	0	1	0	0
Shalotte Middle	1	1	1	0	0	0	0
South Brunswick High	1	4	2	0	1	0	0
South Brunswick Middle	1	2	2	0	1	0	0
Southport Elementary	1	2	2	0	1	0	0
Supply Elementary	1	1	1	0	1	0	0
Town Creek Elementary	1	1	1	0	1	0	0
Union Elementary	1	3	3	0	1	0	0
Town Creek Middle School	1	1	1	0	0	0	0
Virginia Williamson Elem	1	1	1	0	1	0	0
Waccamaw	1	4	4	0	1	0	0
West Brunswick High	1	6	4	1	1	0	0

PSU TOTALS							
All Surveyed Schools	20	48	41	2	18	0	0

PROJECTED COSTS

Brunswick County Schools

	Total Required Buildings (assumed)	Devices Required for each Building (assumed)	Total Devices	Unit Cost for each Device	Installation Cost for each Building	Total Estimate
Carbon Monoxide Alarms						
Brunswick County Schools	18	10	180	\$800	\$2,500	\$189,000

	Total Required Buildings (assumed)	Testing Required for each Building (assumed)	Total Testing Units	Unit Cost for each Test	Testing Cost for each Building	Total Estimate
Radon Gas Testing						
Brunswick County Schools	48	20	960	\$250	\$1,000	\$288,000

SURVEY DATA

Buncombe County Schools

<i>Buncombe County Schools</i>	<i>Total Number School Campuses</i>	<i>Total Number Existing Campus Buildings</i>	<i>Total Number Existing Classroom Buildings</i>	<i>Classroom Buildings w/Fuel Burning Appliances</i>	<i>Classroom Buildings w/Fuel Burning Mechanical</i>	<i>Classroom Buildings w/Carbon Monoxide Alarms</i>	<i>Classroom Buildings w/Radon Gas System</i>
Community High School	1	4	4	0	2	0	0
A C Reynolds High	1	9	1	9	5	0	0
A C Reynolds Middle	1	5	1	1	2	0	0
Barnardsville Elementary	1	2	1	0	2	0	0
Black Mountain Elementary	1	3	3	2	1	0	0
Black Mountain Primary	1	4	1	3	3	0	0
Buncombe County Early College High School	1	1	1	0	1	0	0
Buncombe County Middle College High School	1	1	1	0	1	0	0
Candler Elementary	1	5	5	0	1	0	0
Cane Creek Middle	1	1	1	0	1	0	0
Charles C Bell Elementary	1	3	2	0	1	0	0
Charles D Owen High	1	5	2	5	2	0	0
Charles D Owen Middle	1	5	2	0	1	0	0
Clyde A Erwin High	1	4	2	1	2	0	0
Clyde A Erwin Middle	1	4	2	0	1	0	0
Emma Elementary	1	6	4	0	2	0	0
Enka High	1	5	3	7	3	0	0
Fairview Elementary	1	2	1	0	1	0	0
Glen Arden Elementary	1	9	9	0	1	0	0
Haw Creek Elementary	1	1	1	0	1	0	0
Hominy Valley Elementary	1	1	1	0	1	0	0
Johnston Elementary	1	3	3	0	1	0	0
Leicester Elementary	1	3	3	0	1	0	0
North Buncombe Elementary	1	7	7	0	1	0	0
North Buncombe High	1	8	4	4	4	0	0
North Buncombe Middle	1	4	3	0	2	0	0
North Windy Ridge Intermediate School	1	1	1	0	1	0	0
Oakley Elementary	1	2	2	0	1	0	0
Pisgah Elementary	1	2	2	0	1	0	0
Enka Middle	1	10	4	1	2	0	0
Sand Hill-Venable Elementary	1	1	1	0	1	0	0
Avery's Creek Elementary	1	4	1	5	5	0	0
W D Williams Elementary	1	2	2	0	1	0	0
T C Roberson High	1	10	5	4	2	1	0
Valley Springs Middle	1	1	1	0	1	0	0
William W Estes Elementary	1	5	5	4	1	0	0
Enka Intermediate School	1	1	1	0	1	0	0
Weaverville Elementary	1	2	2	0	1	0	0
Weaverville Primary	1	3	3	0	1	0	0
West Buncombe Elementary	1	5	5	0	1	0	0
Woodfin Elementary	1	4	4	1	2	0	0
Charles T. Koontz Intermediate School	1	1	1	1	1	0	0
Joe P. Eblen Intermediate School	1	1	1	1	1	0	0
Buncombe County Schools Virtual Academy	1	1	1	0	0	0	0
Martin L Nesbitt Jr Discovery Academy	1	1	1	0	1	0	0

PSU TOTALS							
All Surveyed Schools	45	162	111	49	69	1	0

PROJECTED COSTS

Buncombe County Schools

		Total Required Buildings (assumed)	Devices Required for each Building (assumed)	Total Devices	Unit Cost for each Device	Installation Cost for each Building	Total Estimate
Carbon Monoxide Alarms							
Buncombe County Schools		68	10	680	\$800	\$2,500	\$714,000

		Total Required Buildings (assumed)	Testing Required for each Building (assumed)	Total Testing Units	Unit Cost for each Test	Testing Cost for each Building	Total Estimate
Radon Gas Testing							
Buncombe County Schools		162	20	3240	\$250	\$1,000	\$972,000

DRAFT

SURVEY DATA

Asheville City Schools

	<i>Total Number School Campuses</i>	<i>Total Number Existing Campus Buildings</i>	<i>Total Number Existing Classroom Buildings</i>	<i>Classroom Buildings w/Fuel Burning Appliances</i>	<i>Classroom Buildings w/Fuel Burning Mechanical</i>	<i>Classroom Buildings w/Carbon Monoxide Alarms</i>	<i>Classroom Buildings w/Radon Gas System</i>
Asheville City Schools							
Asheville High	1	4	4	4	4	0	0
Hall Fletcher Elementary	1	1	1	1	1	0	0
Isaac Dickson Elementary	1	1	1	1	1	0	0
Claxton Elementary	1	1	1	1	1	0	0
Ira B Jones Elementary	1	1	1	1	1	0	0
Asheville Middle	1	1	1	1	1	0	0
Lucy S. Herring Elementary	1	1	1	1	1	0	0
Montford North Star Academy	1	1	1	1	1	0	0
School of Inquiry and Life Sciences at Asheville	1	0	0	0	0	0	0

PSU TOTALS							
All Surveyed Schools	9	11	11	11	11	0	0

PROJECTED COSTS

Asheville City Schools

	<i>Total Required Buildings (assumed)</i>	<i>Devices Required for each Building (assumed)</i>	<i>Total Devices</i>	<i>Unit Cost for each Device</i>	<i>Installation Cost for each Building</i>	<i>Total Estimate</i>
Carbon Monoxide Alarms						
Asheville City Schools	11	10	110	\$800	\$2,500	\$115,500

	<i>Total Required Buildings (assumed)</i>	<i>Testing Required for each Building (assumed)</i>	<i>Total Testing Units</i>	<i>Unit Cost for each Test</i>	<i>Testing Cost for each Building</i>	<i>Total Estimate</i>
Radon Gas Testing						
Asheville City Schools	11	20	220	\$250	\$1,000	\$66,000

SURVEY DATA

Burke County Schools

<i>Burke County Schools</i>	<i>Total Number School Campuses</i>	<i>Total Number Existing Campus Buildings</i>	<i>Total Number Existing Classroom Buildings</i>	<i>Classroom Buildings w/Fuel Burning Appliances</i>	<i>Classroom Buildings w/Fuel Burning Mechanical</i>	<i>Classroom Buildings w/Carbon Monoxide Alarms</i>	<i>Classroom Buildings w/Radon Gas System</i>
Burke Virtual Academy	1	0	0	0	0	0	0
Hallyburton Academy	1	3	3	1	2	0	0
Burke Middle College High School	1	0	0	0	0	0	0
Drexel Elementary	1	3	3	1	3	0	0
East Burke High	1	5	5	1	5	0	0
East Burke Middle	1	1	1	1	1	0	0
Forest Hill Elementary	1	1	1	1	1	0	0
Freedom High	1	5	5	1	5	0	0
George Hildebrand Elementary	1	3	3	1	3	0	0
Glen Alpine Elementary	1	2	2	1	2	0	0
Heritage Middle	1	1	1	1	1	0	0
Hildebran Elementary	1	3	3	1	3	0	0
Hillcrest Elementary	1	1	1	1	1	0	0
Icard Elementary	1	2	2	1	2	0	0
Jimmy C Draughn High School	1	2	2	1	2	0	0
Liberty Middle	1	1	1	1	1	0	0
North Liberty	1	1	1	0	1	0	0
Mountain View Elementary School	1	1	1	1	1	0	0
Mull Elementary	1	3	3	1	3	0	0
Oak Hill Elementary	1	3	3	1	3	0	0
Ray Childers Elementary	1	1	1	1	1	0	0
Robert L. Patton High School	1	1	1	1	1	0	0
Salem Elementary	1	4	4	1	4	0	0
Table Rock Middle	1	1	1	1	1	0	0
Valdese Elementary	1	1	1	1	1	0	0
W A Young Elementary	1	1	1	1	1	0	0
Walter R Johnson Middle	1	1	1	1	1	0	0

<i>PSU TOTALS</i>							
All Surveyed Schools	27	51	51	24	50	0	0

PROJECTED COSTS

Burke County Schools

<i>Carbon Monoxide Alarms</i>	<i>Total Required Buildings (assumed)</i>	<i>Devices Required for each Building (assumed)</i>	<i>Total Devices</i>	<i>Unit Cost for each Device</i>	<i>Installation Cost for each Building</i>	<i>Total Estimate</i>
Burke County Schools	50	10	500	\$800	\$2,500	\$525,000

<i>Radon Gas Testing</i>	<i>Total Required Buildings (assumed)</i>	<i>Testing Required for each Building (assumed)</i>	<i>Total Testing Units</i>	<i>Unit Cost for each Test</i>	<i>Testing Cost for each Building</i>	<i>Total Estimate</i>
Burke County Schools	51	20	1020	\$250	\$1,000	\$306,000

SURVEY DATA

Cabarrus County Schools

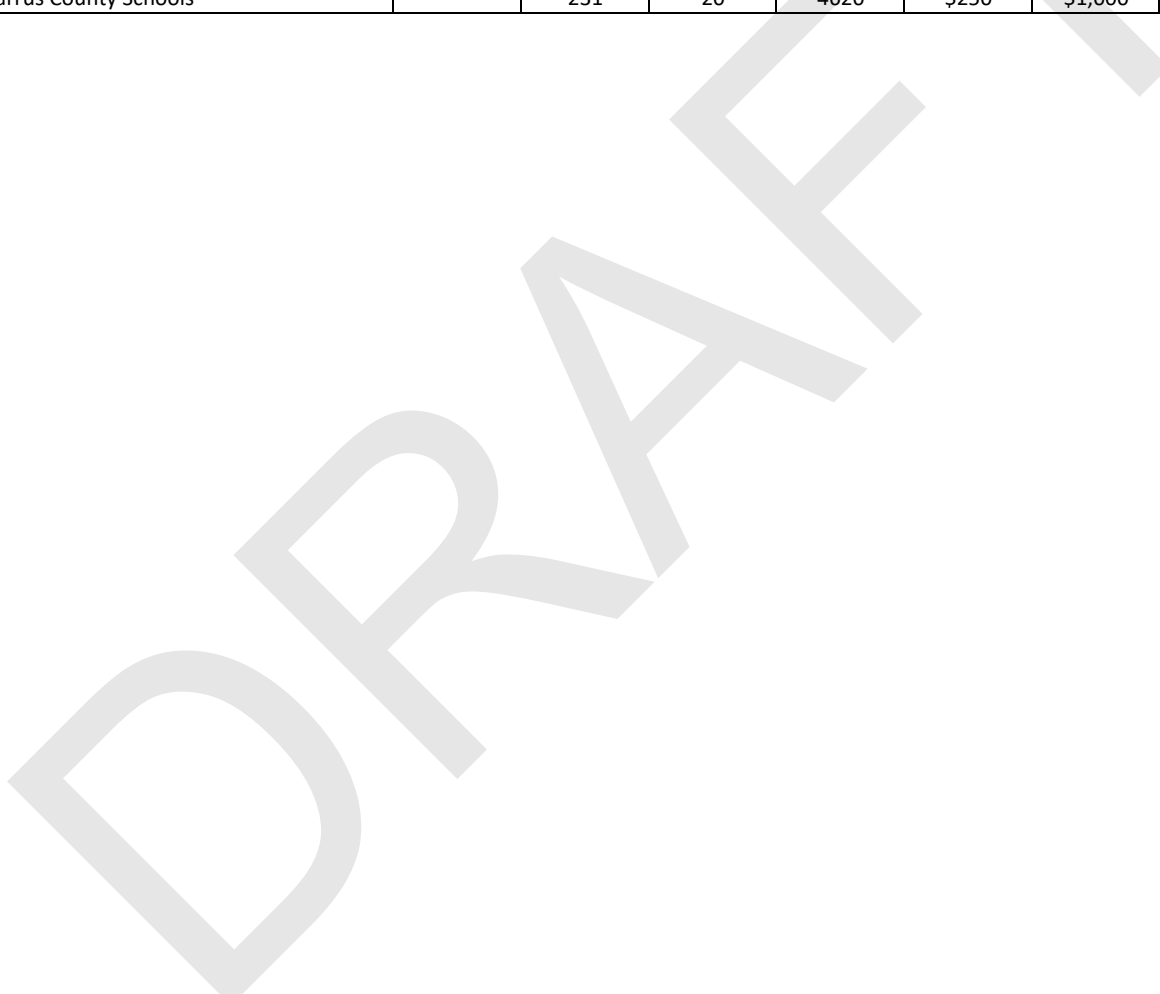
<i>Cabarrus County Schools</i>	<i>Total Number School Campuses</i>	<i>Total Number Existing Campus Buildings</i>	<i>Total Number Existing Classroom Buildings</i>	<i>Classroom Buildings w/Fuel Burning Appliances</i>	<i>Classroom Buildings w/Fuel Burning Mechanical</i>	<i>Classroom Buildings w/Carbon Monoxide Alarms</i>	<i>Classroom Buildings w/Radon Gas System</i>
A T Allen Elementary	1	3	3	1	1	0	0
Cox Mill High School	1	3	3	1	1	0	0
Bethel Elementary	1	1	1	1	1	0	0
Beverly Hills Elementary	1	7	7	0	1	0	0
Central Cabarrus High	1	33	27	1	1	0	0
Coltrane-Webb Elementary	1	7	7	1	1	0	0
Harrisburg Elementary	1	6	6	1	1	0	0
Concord Middle	1	2	1	1	1	0	0
Concord High	1	6	4	1	1	0	0
J N Fries Magnet School	1	2	2	1	1	0	0
Jay M Robinson High	1	10	7	1	1	0	0
Cabarrus Co Opportunity School	1	4	2	1	1	0	0
C C Griffin Middle	1	3	1	1	1	0	0
Cox Mill Elementary	1	13	13	1	1	0	0
Harris Road Middle	1	4	3	1	1	0	0
Carl A Furr Elementary	1	6	6	1	1	0	0
Mount Pleasant Elementary	1	10	10	0	1	0	0
Mount Pleasant Middle	1	2	1	1	1	1	0
Mount Pleasant High	1	7	4	0	1	0	0
Charles E Boger Elementary	1	9	9	1	1	0	0
Northwest Cabarrus High	1	14	12	1	1	0	0
Northwest Cabarrus Middle	1	8	8	1	1	0	0
Royal Oaks School of the Arts	1	1	1	1	1	0	0
Rocky River Elementary	1	3	3	1	1	1	0
R Brown McAllister Elementary	1	1	1	1	1	1	0
Pitts School Road Elementary	1	3	3	1	1	0	0
Hickory Ridge High	1	7	6	1	1	0	0
Performance Learning Center	1	1	1	0	1	0	0
W R Odell Primary School	1	6	6	1	1	0	0
W. R. Odell Elementary School	1	2	2	1	1	0	0
Weddington Hills Elementary	1	7	7	1	1	0	0
West Cabarrus High School	1	3	1	1	1	1	0
Winecoff Elementary	1	2	2	1	1	0	0
W M Irvin Elementary	1	1	1	1	1	0	1
Wolf Meadow Elementary	1	9	8	1	1	0	0
Patriots Elementary	1	12	12	1	1	0	0
Hickory Ridge Middle	1	1	1	1	1	0	0
Hickory Ridge Elementary School	1	3	3	1	1	1	0
Cabarrus Health Sciences Institute	1	0	0	0	0	0	0
Cabarrus Early College of Technology	1	2	2	0	0	0	0
Cabarrus-Kannapolis Early College	1	2	2	0	0	0	0
Harold E. Winkler Middle	1	2	1	1	1	0	0
Cabarrus County Schools Virtual Academy	1	2	2	0	0	0	0
Roberta Road Middle School	1	2	1	1	1	1	0

PSU TOTALS							
All Surveyed Schools	44	232	203	36	40	6	1

PROJECTED COSTS

		Total Required Buildings (assumed)	Devices Required for each Building (assumed)	Total Devices	Unit Cost for each Device	Installation Cost for each Building	Total Estimate
Carbon Monoxide Alarms							
Cabarrus County Schools		34	10	340	\$800	\$2,500	\$357,000

		Total Required Buildings (assumed)	Testing Required for each Building (assumed)	Total Testing Units	Unit Cost for each Test	Testing Cost for each Building	Total Estimate
Radon Gas Testing							
Cabarrus County Schools		231	20	4620	\$250	\$1,000	\$1,386,000



SURVEY DATA

Kannapolis City Schools

	<i>Total Number School Campuses</i>	<i>Total Number Existing Campus Buildings</i>	<i>Total Number Existing Classroom Buildings</i>	<i>Classroom Buildings w/Fuel Burning Appliances</i>	<i>Classroom Buildings w/Fuel Burning Mechanical</i>	<i>Classroom Buildings w/Carbon Monoxide Alarms</i>	<i>Classroom Buildings w/Radon Gas System</i>
<i>Kannapolis City Schools</i>							
A. L. Brown High School	1	5	4	2	4	2	0
Forest Park Elementary	1	1	1	1	1	1	0
Fred L Wilson Elementary	1	1	1	1	1	1	0
GW Carver Elementary School	1	2	2	2	2	2	1
Jackson Park Elementary	1	1	1	1	1	1	0
Kannapolis Middle School	1	3	2	2	2	2	0
Shady Brook Elementary	1	1	1	1	1	1	0
North Kannapolis Elementary	1	2	2	1	2	2	1

<i>PSU TOTALS</i>							
All Surveyed Schools	8	16	14	11	14	12	2

PROJECTED COSTS

Kannapolis City Schools

	<i>Total Required Buildings (assumed)</i>	<i>Devices Required for each Building (assumed)</i>	<i>Total Devices</i>	<i>Unit Cost for each Device</i>	<i>Installation Cost for each Building</i>	<i>Total Estimate</i>
<i>Carbon Monoxide Alarms</i>						
Kannapolis City Schools	7	10	70	\$800	\$2,500	\$73,500

	<i>Total Required Buildings (assumed)</i>	<i>Testing Required for each Building (assumed)</i>	<i>Total Testing Units</i>	<i>Unit Cost for each Test</i>	<i>Testing Cost for each Building</i>	<i>Total Estimate</i>
<i>Radon Gas Testing</i>						
Kannapolis City Schools	14	20	280	\$250	\$1,000	\$84,000

SURVEY DATA

Caldwell County Schools

Caldwell County Schools	Total Number School Campuses	Total Number Existing Campus Buildings	Total Number Existing Classroom Buildings	Classroom Buildings w/Fuel Burning Appliances	Classroom Buildings w/Fuel Burning Mechanical	Classroom Buildings w/Carbon Monoxide Alarms	Classroom Buildings w/Radon Gas System
Baton Elementary	1	6	5	1	5	1	0
Caldwell Applied Sciences Academy	1	2	2	1	2	2	0
Gateway School	1	7	7	0	0	0	0
Horizons Elementary	1	3	3	0	2	0	0
Collettsville Elementary School	1	2	2	1	2	1	0
Caldwell Early College High School	1	1	1	1	1	1	0
Davenport A+ School	1	1	1	1	1	1	0
Caldwell Online Academy	1	1	1	0	1	0	0
Dudley Shoals Elementary	1	2	1	1	1	1	0
Gamewell Elementary	1	2	2	1	1	1	0
Gamewell Middle	1	6	5	1	3	1	0
Granite Falls Middle	1	2	2	2	2	1	0
Granite Falls Elementary	1	4	3	1	2	1	0
Happy Valley Elementary	1	3	2	1	3	1	0
Hibriten High	1	8	4	1	4	1	0
Hudson Elementary	1	1	1	1	1	1	0
Hudson Middle	1	2	2	1	2	1	0
Kings Creek Elementary	1	2	2	1	2	1	0
William Lenoir Middle	1	2	1	1	1	1	0
Lower Creek Elementary	1	4	3	1	3	1	0
Sawmills Elementary	1	4	3	1	3	1	0
South Caldwell High	1	12	7	1	3	1	0
Valmead Elementary	1	4	3	1	3	1	0
West Caldwell High	1	5	2	1	2	1	0
Whitnel Elementary	1	6	5	1	4	1	0

PSU TOTALS							
All Surveyed Schools	25	92	70	23	54	23	0

PROJECTED COSTS

Caldwell County Schools

Carbon Monoxide Alarms	Total Required Buildings (assumed)	Devices Required for each Building (assumed)	Total Devices	Unit Cost for each Device	Installation Cost for each Building	Total Estimate
Caldwell County Schools	31	10	310	\$800	\$2,500	\$325,500

Radon Gas Testing	Total Required Buildings (assumed)	Testing Required for each Building (assumed)	Total Testing Units	Unit Cost for each Test	Testing Cost for each Building	Total Estimate
Caldwell County Schools	92	20	1840	\$250	\$1,000	\$552,000

SURVEY DATA

Camden County Schools

	Total Number School Campuses	Total Number Existing Campus Buildings	Total Number Existing Classroom Buildings	Classroom Buildings w/Fuel Burning Appliances	Classroom Buildings w/Fuel Burning Mechanical	Classroom Buildings w/Carbon Monoxide Alarms	Classroom Buildings w/Radon Gas System
Camden County Schools							
Camden County High School	1	1	1	0	1	0	0
Grandy Primary	1	1	1	0	2	0	0
Camden Intermediate School	1	1	1	0	1	0	0
Camden Middle	1	1	1	0	1	0	0
Camden Early College High School	1	1	1	0	0	0	0

PSU TOTALS							
All Surveyed Schools	5	5	5	0	5	0	0

PROJECTED COSTS

Camden County Schools

	Total Required Buildings (assumed)	Devices Required for each Building (assumed)	Total Devices	Unit Cost for each Device	Installation Cost for each Building	Total Estimate
Carbon Monoxide Alarms						
Camden County Schools	5	10	50	\$800	\$2,500	\$52,500

	Total Required Buildings (assumed)	Testing Required for each Building (assumed)	Total Testing Units	Unit Cost for each Test	Testing Cost for each Building	Total Estimate
Radon Gas Testing						
Camden County Schools	5	20	100	\$250	\$1,000	\$30,000

SURVEY DATA

Carteret County Public Schools

<i>Carteret County Public Schools</i>	<i>Total Number School Campuses</i>	<i>Total Number Existing Campus Buildings</i>	<i>Total Number Existing Classroom Buildings</i>	<i>Classroom Buildings w/Fuel Burning Appliances</i>	<i>Classroom Buildings w/Fuel Burning Mechanical</i>	<i>Classroom Buildings w/Carbon Monoxide Alarms</i>	<i>Classroom Buildings w/Radon Gas System</i>
Atlantic Elementary School	1	2	1	1	2	0	0
Bogue Sound Elementary School	1	1	1	1	1	0	0
Beaufort Elementary School	1	1	1	1	1	0	0
Bridges School	1	1	1	0	0	0	0
Beaufort Middle School	1	2	2	1	1	0	0
Broad Creek Middle School	1	1	1	1	1	0	0
East Carteret High School	1	2	2	2	1	0	0
Croatan High School	1	2	2	2	1	1	0
Harkers Island Elementary School	1	1	1	1	1	0	0
Morehead City Elementary School at Camp Gl	1	3	3	2	2	0	0
Morehead City Middle School	1	2	2	2	2	0	0
Morehead City Primary School	1	1	1	1	1	0	0
Newport Elementary School	1	9	7	1	1	0	0
Newport Middle School	1	1	1	1	1	0	0
Down East Middle School and Smyrna Elemen	1	4	3	1	1	0	0
West Carteret High School	1	1	1	1	1	0	0
White Oak Elementary School	1	1	1	1	1	0	0

PSU TOTALS							
All Surveyed Schools	17	35	31	20	19	1	0

PROJECTED COSTS

Carteret County Public Schools

<i>Carbon Monoxide Alarms</i>	<i>Total Required Buildings (assumed)</i>	<i>Devices Required for each Building (assumed)</i>	<i>Total Devices</i>	<i>Unit Cost for each Device</i>	<i>Installation Cost for each Building</i>	<i>Total Estimate</i>
Carteret County Public Schools	19	10	190	\$800	\$2,500	\$199,500

<i>Radon Gas Testing</i>	<i>Total Required Buildings (assumed)</i>	<i>Testing Required for each Building (assumed)</i>	<i>Total Testing Units</i>	<i>Unit Cost for each Test</i>	<i>Testing Cost for each Building</i>	<i>Total Estimate</i>
Carteret County Public Schools	35	20	700	\$250	\$1,000	\$210,000

SURVEY DATA

Caswell County Schools

	<i>Total Number School Campuses</i>	<i>Total Number Existing Campus Buildings</i>	<i>Total Number Existing Classroom Buildings</i>	<i>Classroom Buildings w/Fuel Burning Appliances</i>	<i>Classroom Buildings w/Fuel Burning Mechanical</i>	<i>Classroom Buildings w/Carbon Monoxide Alarms</i>	<i>Classroom Buildings w/Radon Gas System</i>
Caswell County Schools							
Bartlett Yancey High School	1	19	9	2	4	1	0
North Elementary School	1	1	1	0	1	0	0
N L Dillard Middle School	1	1	1	0	1	0	0
Oakwood Elementary School	1	2	2	0	1	0	0
South Elementary School	1	1	1	0	1	0	0
Stoney Creek Elementary School	1	6	5	0	0	0	0

PSU TOTALS							
All Surveyed Schools	6	30	19	2	8	1	0

PROJECTED COSTS

Caswell County Schools

	<i>Total Required Buildings (assumed)</i>	<i>Devices Required for each Building (assumed)</i>	<i>Total Devices</i>	<i>Unit Cost for each Device</i>	<i>Installation Cost for each Building</i>	<i>Total Estimate</i>
Carbon Monoxide Alarms						
Caswell County Schools	7	10	70	\$800	\$2,500	\$73,500

	<i>Total Required Buildings (assumed)</i>	<i>Testing Required for each Building (assumed)</i>	<i>Total Testing Units</i>	<i>Unit Cost for each Test</i>	<i>Testing Cost for each Building</i>	<i>Total Estimate</i>
Radon Gas Testing						
Caswell County Schools	30	20	600	\$250	\$1,000	\$180,000

SURVEY DATA

<i>Catawba County Schools</i>	<i>Total Number School Campuses</i>	<i>Total Number Existing Campus Buildings</i>	<i>Total Number Existing Classroom Buildings</i>	<i>Classroom Buildings w/Fuel Burning Appliances</i>	<i>Classroom Buildings w/Fuel Burning Mechanical</i>	<i>Classroom Buildings w/Carbon Monoxide Alarms</i>	<i>Classroom Buildings w/Radon Gas System</i>
Harry M Arndt Middle		2	1	1	1	0	0
Balls Creek Elementary		1	1	0	1	0	0
Bandys High	1	10	1	0	1	1	0
Banoak Elementary	1	1	1	0	1	0	0
Blackburn Elementary	1	1	1	0	1	0	0
Bunker Hill High	1	8	2	0	1	0	0
Catawba Rosenwald Education Center	1	5	4	0	1	0	0
Catawba Elementary School	1	1	1	0	1	0	0
Challenger Early College High School	1	1	1	0	1	0	0
Charles H Tuttle Elementary	1	2	1	0	1	0	0
Claremont Elementary	1	1	1	0	1	1	0
Clyde Campbell Elementary	1	1	1	0	1	1	0
Fred T Foard High	1	8	2	0	1	0	0
Jacobs Fork Middle	1	1	1	0	1	0	0
Lyle Creek Elementary	1	1	1	0	1	0	0
Maiden Elementary	1	6	5	0	1	1	0
Maiden Middle School	1	6	4	1	1	0	0
Maiden High	1	5	1	1	1	0	0
Mill Creek Middle	1	1	1	0	1	0	0
Mountain View Elementary	1	3	3	0	1	0	0
Oxford Elementary	1	3	3	0	1	0	0
River Bend Middle	1	1	1	0	1	0	0
Sherrills Ford Elementary	1	1	1	0	1	0	0
Saint Stephens Elementary	1	1	1	0	1	0	0
Saint Stephens High	1	9	3	1	1	0	0
Snow Creek Elementary School	1	1	1	0	1	0	0
Startown Elementary	1	1	1	0	1	1	0
Webb A Murray Elementary	1	1	1	0	1	0	0

PSU TOTALS							
All Surveyed Schools	26	83	46	4	28	5	0

PROJECTED COSTS

Catawba County Schools

		Total Required Buildings (assumed)	Devices Required for each Building (assumed)	Total Devices	Unit Cost for each Device	Installation Cost for each Building	Total Estimate
Carbon Monoxide Alarms							
Catawba County Schools		23	10	230	\$800	\$2,500	\$241,500

		Total Required Buildings (assumed)	Testing Required for each Building (assumed)	Total Testing Units	Unit Cost for each Test	Testing Cost for each Building	Total Estimate
Radon Gas Testing							
Catawba County Schools		83	20	1660	\$250	\$1,000	\$498,000

DRAFT

SURVEY DATA

Hickory City Schools

	Total Number School Campuses	Total Number Existing Campus Buildings	Total Number Existing Classroom Buildings	Classroom Buildings w/Fuel Burning Appliances	Classroom Buildings w/Fuel Burning Mechanical	Classroom Buildings w/Carbon Monoxide Alarms	Classroom Buildings w/Radon Gas System
Hickory City Schools							
Northview Middle	1	2	1	1	1	1	0
Grandview Middle	1	2	1	1	1	1	0
Hickory Career & Arts Magnet High School	1	5	4	2	2	0	0
Hickory High School	1	11	5	2	4	1	0
W M Jenkins Elementary	1	7	6	0	1	0	0
Longview Elementary	1	2	1	0	1	1	0
Oakwood Elementary	1	3	3	0	1	1	0
Southwest Primary	1	2	2	0	2	0	0
Viewmont Elementary	1	4	4	0	1	0	0

PSU TOTALS							
All Surveyed Schools	9	38	27	6	14	5	0

PROJECTED COSTS

Hickory City Schools

	Total Required Buildings (assumed)	Devices Required for each Building (assumed)	Total Devices	Unit Cost for each Device	Installation Cost for each Building	Total Estimate
Carbon Monoxide Alarms						
Hickory City Schools	9	10	90	\$800	\$2,500	\$94,500

	Total Required Buildings (assumed)	Testing Required for each Building (assumed)	Total Testing Units	Unit Cost for each Test	Testing Cost for each Building	Total Estimate
Radon Gas Testing						
Hickory City Schools	38	20	760	\$250	\$1,000	\$228,000

SURVEY DATA

Newton-Conover City Schools

	<i>Total Number School Campuses</i>	<i>Total Number Existing Campus Buildings</i>	<i>Total Number Existing Classroom Buildings</i>	<i>Classroom Buildings w/Fuel Burning Appliances</i>	<i>Classroom Buildings w/Fuel Burning Mechanical</i>	<i>Classroom Buildings w/Carbon Monoxide Alarms</i>	<i>Classroom Buildings w/Radon Gas System</i>
Newton-Conover City Schools							
Conover Special Education	1	1	1	1	1	1	0
Newton-Conover High	1	9	4	0	6	0	0
Newton-Conover Middle	1	2	1	1	1	1	0
Shuford Elementary	1	1	1	0	1	0	0
South Newton Elementary	1	1	1	1	1	1	0
North Newton Elementary	1	2	2	0	2	0	0
The Discovery High School at Newton-Conover	1	3	3	0	1	0	0

PSU TOTALS							
All Surveyed Schools	7	19	13	3	13	3	0

PROJECTED COSTS

Newton-Conover City Schools

	<i>Total Required Buildings (assumed)</i>	<i>Devices Required for each Building (assumed)</i>	<i>Total Devices</i>	<i>Unit Cost for each Device</i>	<i>Installation Cost for each Building</i>	<i>Total Estimate</i>
Carbon Monoxide Alarms						
Newton-Conover City Schools	10	10	100	\$800	\$2,500	\$105,000

	<i>Total Required Buildings (assumed)</i>	<i>Testing Required for each Building (assumed)</i>	<i>Total Testing Units</i>	<i>Unit Cost for each Test</i>	<i>Testing Cost for each Building</i>	<i>Total Estimate</i>
Radon Gas Testing						
Newton-Conover City Schools	19	20	380	\$250	\$1,000	\$114,000

SURVEY DATA

Chatham County Schools

<i>Chatham County Schools</i>	<i>Total Number School Campuses</i>	<i>Total Number Existing Campus Buildings</i>	<i>Total Number Existing Classroom Buildings</i>	<i>Classroom Buildings w/Fuel Burning Appliances</i>	<i>Classroom Buildings w/Fuel Burning Mechanical</i>	<i>Classroom Buildings w/Carbon Monoxide Alarms</i>	<i>Classroom Buildings w/Radon Gas System</i>
Bennett School	1	0	0	0	0	0	0
Bonlee School	1	0	0	0	0	0	0
Chatham County Schools Virtual Academy	1	0	0	0	0	0	0
ONE Academy	1	0	0	0	0	0	0
Chatham Middle	1	0	0	0	0	0	0
Chatham Central High	1	0	0	0	0	0	0
George Moses Horton Middle	1	0	0	0	0	0	0
J S Waters School	1	0	0	0	0	0	0
Jordan Matthews High	1	0	0	0	0	0	0
Margaret B. Pollard Middle School	1	0	0	0	0	0	0
Moncure School	1	0	0	0	0	0	0
North Chatham Elementary	1	0	0	0	0	0	0
Northwood High	1	0	0	0	0	0	0
Perry W. Harrison Elementary	1	0	0	0	0	0	0
Pittsboro Elementary	1	0	0	0	0	0	0
Seaforth High School	1	0	0	0	0	0	0
Siler City Elementary	1	0	0	0	0	0	0
Silk Hope School	1	0	0	0	0	0	0
Chatham Grove Elementary	1	0	0	0	0	0	0
Virginia Cross Elementary	1	0	0	0	0	0	0
Chatham Early College	1	0	0	0	0	0	0

<i>PSU TOTALS</i>							
All Surveyed Schools	21	0	0	0	0	0	0

PROJECTED COSTS

Chatham County Schools

<i>Carbon Monoxide Alarms</i>	<i>Total Required Buildings (assumed)</i>	<i>Devices Required for each Building (assumed)</i>	<i>Total Devices</i>	<i>Unit Cost for each Device</i>	<i>Installation Cost for each Building</i>	<i>Total Estimate</i>
Chatham County Schools	53	10	525	\$800	\$2,500	\$551,250

<i>Radon Gas Testing</i>	<i>Total Required Buildings (assumed)</i>	<i>Testing Required for each Building (assumed)</i>	<i>Total Testing Units</i>	<i>Unit Cost for each Test</i>	<i>Testing Cost for each Building</i>	<i>Total Estimate</i>
Chatham County Schools	53	20	1050	\$250	\$1,000	\$315,000

SURVEY DATA

Cherokee County Schools

<i>Cherokee County Schools</i>	<i>Total Number School Campuses</i>	<i>Total Number Existing Campus Buildings</i>	<i>Total Number Existing Classroom Buildings</i>	<i>Classroom Buildings w/Fuel Burning Appliances</i>	<i>Classroom Buildings w/Fuel Burning Mechanical</i>	<i>Classroom Buildings w/Carbon Monoxide Alarms</i>	<i>Classroom Buildings w/Radon Gas System</i>
Andrews Elementary	1	4	4	0	3	0	0
Andrews High	1	8	5	0	1	0	0
Andrews Middle	1	1	1	0	1	0	0
Hiwassee Dam Elementary/Middle	1	1	1	0	1	0	0
Hiwassee Dam High	1	7	7	0	2	0	0
Martins Creek Elementary/Middle	1	2	2	0	1	0	0
Cherokee County Schools of Innovation	1	1	1	1	1	1	0
Murphy Elementary	1	4	4	0	1	0	0
Murphy High	1	10	5	0	1	0	0
Murphy Middle	1	2	1	0	1	0	0
Peachtree Elementary	1	3	3	0	2	0	0
Ranger Elementary/Middle	1	2	1	0	1	0	0
Cherokee County Schools of Innovation	1	1	1	1	1	1	0
Cherokee High School	1	0	0	0	0	0	0
Cherokee Middle School	1	0	0	0	0	0	0
Cherokee Elementary School	1	0	0	0	0	0	0

<i>PSU TOTALS</i>							
All Surveyed Schools	16	46	36	2	17	2	0

PROJECTED COSTS

Cherokee County Schools

<i>Carbon Monoxide Alarms</i>	<i>Total Required Buildings (assumed)</i>	<i>Devices Required for each Building (assumed)</i>	<i>Total Devices</i>	<i>Unit Cost for each Device</i>	<i>Installation Cost for each Building</i>	<i>Total Estimate</i>
Cherokee County Schools	15	10	150	\$800	\$2,500	\$157,500

<i>Radon Gas Testing</i>	<i>Total Required Buildings (assumed)</i>	<i>Testing Required for each Building (assumed)</i>	<i>Total Testing Units</i>	<i>Unit Cost for each Test</i>	<i>Testing Cost for each Building</i>	<i>Total Estimate</i>
Cherokee County Schools	46	20	920	\$250	\$1,000	\$276,000

SURVEY DATA

Edenton-Chowan Schools

	<i>Total Number School Campuses</i>	<i>Total Number Existing Campus Buildings</i>	<i>Total Number Existing Classroom Buildings</i>	<i>Classroom Buildings w/Fuel Burning Appliances</i>	<i>Classroom Buildings w/Fuel Burning Mechanical</i>	<i>Classroom Buildings w/Carbon Monoxide Alarms</i>	<i>Classroom Buildings w/Radon Gas System</i>
Edenton-Chowan Schools							
Chowan Middle	1	9	5	0	4	0	0
D F Walker Elementary	1	1	1	1	1	0	0
John A Holmes High	1	5	4	1	2	0	0
White Oak Elementary	1	1	1	0	1	0	0

PSU TOTALS							
All Surveyed Schools	4	16	11	2	8	0	0

PROJECTED COSTS

Edenton-Chowan Schools

	<i>Total Required Buildings (assumed)</i>	<i>Devices Required for each Building (assumed)</i>	<i>Total Devices</i>	<i>Unit Cost for each Device</i>	<i>Installation Cost for each Building</i>	<i>Total Estimate</i>
Carbon Monoxide Alarms						
Edenton-Chowan Schools	8	10	80	\$800	\$2,500	\$84,000

	<i>Total Required Buildings (assumed)</i>	<i>Testing Required for each Building (assumed)</i>	<i>Total Testing Units</i>	<i>Unit Cost for each Test</i>	<i>Testing Cost for each Building</i>	<i>Total Estimate</i>
Radon Gas Testing						
Edenton-Chowan Schools	16	20	320	\$250	\$1,000	\$96,000

SURVEY DATA

Clay County Schools

	<i>Total Number School Campuses</i>	<i>Total Number Existing Campus Buildings</i>	<i>Total Number Existing Classroom Buildings</i>	<i>Classroom Buildings w/Fuel Burning Appliances</i>	<i>Classroom Buildings w/Fuel Burning Mechanical</i>	<i>Classroom Buildings w/Carbon Monoxide Alarms</i>	<i>Classroom Buildings w/Radon Gas System</i>
Clay County Schools							
Hayesville Primary School	1	1	1	0	1	0	0
Hayesville Elementary	1	5	5	0	5	0	0
Hayesville High	1	3	2	1	3	0	0
Hayesville Middle	1	2	2	1	2	0	0

PSU TOTALS							
All Surveyed Schools	4	11	10	2	11	0	0

PROJECTED COSTS

Clay County Schools

	<i>Total Required Buildings (assumed)</i>	<i>Devices Required for each Building (assumed)</i>	<i>Total Devices</i>	<i>Unit Cost for each Device</i>	<i>Installation Cost for each Building</i>	<i>Total Estimate</i>
Carbon Monoxide Alarms						
Clay County Schools	11	10	110	\$800	\$2,500	\$115,500

	<i>Total Required Buildings (assumed)</i>	<i>Testing Required for each Building (assumed)</i>	<i>Total Testing Units</i>	<i>Unit Cost for each Test</i>	<i>Testing Cost for each Building</i>	<i>Total Estimate</i>
Radon Gas Testing						
Clay County Schools	11	20	220	\$250	\$1,000	\$66,000

SURVEY DATA

Cleveland County Schools

Cleveland County Schools	Total Number School Campuses	Total Number Existing Campus Buildings	Total Number Existing Classroom Buildings	Classroom Buildings w/Fuel Burning Appliances	Classroom Buildings w/Fuel Burning Mechanical	Classroom Buildings w/Carbon Monoxide Alarms	Classroom Buildings w/Radon Gas System
Bethware Elementary	1	5	4	0	2	0	0
Boiling Springs Elementary	1	2	2	1	1	0	0
Burns High	1	16	8	2	2	0	0
Burns Middle	1	5	1	1	1	0	0
Casar Elementary	1	3	3	1	1	0	0
Cleveland Early College High School	1	1	1	0	0	0	0
Cleveland Innovation	1	1	0	0	0	0	0
Crest High	1	13	8	1	4	0	0
Crest Middle	1	4	1	1	1	0	0
Turning Point Academy	1	3	2	2	2	0	0
East Elementary	1	8	7	1	1	0	0
Elizabeth Elementary	1	5	5	1	2	0	0
Fallston Elementary	1	2	2	2	2	0	0
Grover Elementary	1	7	7	1	2	0	0
James Love Elementary	1	3	3	1	2	0	0
Jefferson Elementary	1	2	2	1	2	0	0
Kings Mountain High	1	17	8	4	4	0	0
Kings Mountain Intermediate	1	1	1	1	1	0	0
Kings Mountain Middle	1	2	2	0	0	0	0
North Elementary	1	2	1	1	1	0	0
North Shelby	1	1	1	1	1	0	0
Shelby High	1	16	6	1	5	0	0
Shelby Middle	1	6	1	1	1	0	0
Springmore Elementary	1	2	1	1	1	0	0
Township Three Elementary	1	5	4	0	1	0	0
Union Elementary	1	1	1	1	1	0	0
Washington Elementary	1	8	6	1	1	0	0
West Elementary	1	5	3	0	1	0	0

PSU TOTALS							
All Surveyed Schools	28	146	91	28	43	0	0

PROJECTED COSTS

Cleveland County Schools

Carbon Monoxide Alarms	Total Required Buildings (assumed)	Devices Required for each Building (assumed)	Total Devices	Unit Cost for each Device	Installation Cost for each Building	Total Estimate
Cleveland County Schools	43	10	430	\$800	\$2,500	\$451,500

Radon Gas Testing	Total Required Buildings (assumed)	Testing Required for each Building (assumed)	Total Testing Units	Unit Cost for each Test	Testing Cost for each Building	Total Estimate
Cleveland County Schools	146	20	2920	\$250	\$1,000	\$876,000

SURVEY DATA

Columbus County Schools

	Total Number School Campuses	Total Number Existing Campus Buildings	Total Number Existing Classroom Buildings	Classroom Buildings w/Fuel Burning Appliances	Classroom Buildings w/Fuel Burning Mechanical	Classroom Buildings w/Carbon Monoxide Alarms	Classroom Buildings w/Radon Gas System
Columbus County Schools							
Acme Delco Elementary	1	2	2	0	0	0	0
Chadbourn Elementary	1	4	4	0	0	0	0
East Columbus Junior-Senior High	1	3	1	1	1	0	0
Hallsboro-Artesia Elementary	1	2	2	0	0	0	0
Nakina Middle	1	1	1	0	1	0	0
Old Dock Elementary	1	5	4	0	0	0	0
South Columbus High	1	3	2	1	1	0	0
Columbus Career and College Academy	1	1	1	0	0	0	0
Tabor City School	1	1	1	1	1	0	0
West Columbus High	1	6	6	0	1	0	0
West Columbus School	1	1	1	0	2	0	0
Williams Township	1	6	5	1	1	0	0

PSU TOTALS							
All Surveyed Schools	12	35	30	4	8	0	0

PROJECTED COSTS

Columbus County Schools

	Total Required Buildings (assumed)	Devices Required for each Building (assumed)	Total Devices	Unit Cost for each Device	Installation Cost for each Building	Total Estimate
Carbon Monoxide Alarms						
Columbus County Schools	15	10	150	\$800	\$2,500	\$157,500

	Total Required Buildings (assumed)	Testing Required for each Building (assumed)	Total Testing Units	Unit Cost for each Test	Testing Cost for each Building	Total Estimate
Radon Gas Testing						
Columbus County Schools	35	20	700	\$250	\$1,000	\$210,000

SURVEY DATA

Whiteville City Schools

	<i>Total Number School Campuses</i>	<i>Total Number Existing Campus Buildings</i>	<i>Total Number Existing Classroom Buildings</i>	<i>Classroom Buildings w/Fuel Burning Appliances</i>	<i>Classroom Buildings w/Fuel Burning Mechanical</i>	<i>Classroom Buildings w/Carbon Monoxide Alarms</i>	<i>Classroom Buildings w/Radon Gas System</i>
Whiteville City Schools							
Central Middle	1	8	7	1	1	0	0
Edgewood Elementary	1	2	2	2	2	0	0
North Whiteville Academy	1	1	1	0	0	0	0
Whiteville High	1	6	6	0	0	0	0
Whiteville Primary	1	6	6	0	0	0	0

PSU TOTALS							
All Surveyed Schools	5	23	22	3	3	0	0

PROJECTED COSTS

Whiteville City Schools

	<i>Total Required Buildings (assumed)</i>	<i>Devices Required for each Building (assumed)</i>	<i>Total Devices</i>	<i>Unit Cost for each Device</i>	<i>Installation Cost for each Building</i>	<i>Total Estimate</i>
Carbon Monoxide Alarms						
Whiteville City Schools	11	10	110	\$800	\$2,500	\$115,500

	<i>Total Required Buildings (assumed)</i>	<i>Testing Required for each Building (assumed)</i>	<i>Total Testing Units</i>	<i>Unit Cost for each Test</i>	<i>Testing Cost for each Building</i>	<i>Total Estimate</i>
Radon Gas Testing						
Whiteville City Schools	23	20	460	\$250	\$1,000	\$138,000

SURVEY DATA

Craven County Schools

<i>Craven County Schools</i>	<i>Total Number School Campuses</i>	<i>Total Number Existing Campus Buildings</i>	<i>Total Number Existing Classroom Buildings</i>	<i>Classroom Buildings w/Fuel Burning Appliances</i>	<i>Classroom Buildings w/Fuel Burning Mechanical</i>	<i>Classroom Buildings w/Carbon Monoxide Alarms</i>	<i>Classroom Buildings w/Radon Gas System</i>
Albert H Bangert Elementary	1	3	3	0	0	0	0
Ben D Quinn Elementary	1	1	1	0	0	0	0
Bridgeton Elementary	1	5	5	0	0	0	0
Brinson Memorial Elementary	1	9	8	0	0	0	0
Craven Early College High	1	1	1	0	0	0	0
Creekside Elementary	1	5	5	0	0	0	0
Vanceboro-Farm Life Elementary	1	7	7	0	0	0	0
Early College EAST High School	1	1	1	0	0	0	0
Grover C. Fields Middle	1	9	9	0	0	0	0
Graham A. Barden Elementary	1	1	1	0	0	0	0
H J MacDonald Middle	1	2	2	0	0	0	0
Havelock Elementary	1	1	1	0	0	0	0
Havelock High	1	3	3	0	0	1	0
Havelock Middle	1	1	1	0	0	0	0
J T Barber Elementary	1	6	5	0	0	0	0
James W Smith Elementary	1	1	1	0	0	0	0
New Bern High	1	3	3	0	0	0	0
Oaks Road Academy	1	4	4	0	0	0	0
Roger Bell New Tech Academy	1	1	1	0	0	0	0
Trent Park Elementary	1	3	3	0	0	0	0
Tucker Creek Middle	1	2	2	0	0	0	0
West Craven High	1	6	6	0	0	1	0
West Craven Middle	1	1	1	0	0	0	0
W Jesse Gurganus Elementary	1	1	1	0	0	0	0
Craven Virtual Academy	1	1	0	0	0	1	0
Arthur W Edwards Elementary	1	1	1	0	0	0	0

<i>PSU TOTALS</i>							
All Surveyed Schools	26	79	76	0	0	3	0

PROJECTED COSTS

Craven County Schools

<i>Carbon Monoxide Alarms</i>	<i>Total Required Buildings (assumed)</i>	<i>Devices Required for each Building (assumed)</i>	<i>Total Devices</i>	<i>Unit Cost for each Device</i>	<i>Installation Cost for each Building</i>	<i>Total Estimate</i>
Craven County Schools	65	10	650	\$800	\$2,500	\$682,500

<i>Radon Gas Testing</i>	<i>Total Required Buildings (assumed)</i>	<i>Testing Required for each Building (assumed)</i>	<i>Total Testing Units</i>	<i>Unit Cost for each Test</i>	<i>Testing Cost for each Building</i>	<i>Total Estimate</i>
Craven County Schools	79	20	1580	\$250	\$1,000	\$474,000

SURVEY DATA

<i>Cumberland County Schools</i>	<i>Total Number School Campuses</i>	<i>Total Number Existing Campus Buildings</i>	<i>Total Number Existing Classroom Buildings</i>	<i>Classroom Buildings w/Fuel Burning Appliances</i>	<i>Classroom Buildings w/Fuel Burning Mechanical</i>	<i>Classroom Buildings w/Carbon Monoxide Alarms</i>	<i>Classroom Buildings w/Radon Gas System</i>
Alma O Easom Elementary	1	3	3	1	3	3	0
Armstrong Elementary	1	5	4	1	2	3	0
Ashley Elementary	1	3	3	1	1	1	0
Loyd E Auman Elementary	1	1	1	1	1	1	0
Beaver Dam Elementary	1	1	1	1	1	1	0
Jack Britt High School	1	2	2	1	1	1	0
Brentwood Elementary	1	5	4	0	0	1	0
Douglas Byrd Middle	1	2	2	1	1	1	0
Douglas Byrd High	1	4	3	1	1	2	0
Cape Fear High	1	9	2	1	1	2	0
Elizabeth M Cashwell Elementary School	1	4	4	1	1	2	0
Eastover-Central Elementary	1	5	3	1	2	3	0
Anne Chesnutt Middle	1	4	3	1	1	2	0
Cliffdale Elementary	1	4	3	1	1	2	0
College Lakes Elementary	1	5	5	1	1	2	0
C Wayne Collier Elementary	1	3	3	1	2	3	0
J W Coon Elementary	1	5	4	1	1	2	0
Cumberland International Early College High S	1	0	0	0	0	0	0
Cumberland Mills Elementary School	1	5	4	1	2	3	0
Cumberland Road Elementary	1	6	5	1	0	1	0
Cross Creek Early College	1	0	0	0	0	0	0
District No 7 Elementary	1	3	2	1	0	1	0
Gray's Creek High School	1	7	1	1	1	2	0
Luther Nick Jeralds Middle	1	1	1	1	1	2	0
E E Smith High	1	7	4	1	2	3	0
Ferguson-Easley Elementary	1	4	4	1	0	1	0
Gray's Creek Middle	1	1	1	1	1	2	0
Glendale Acres Elementary	1	5	4	1	1	1	0
Alderman Road Elementary	1	1	1	1	1	2	0
R Max Abbott Middle	1	2	2	1	2	2	0
Howard L Hall Elementary	1	1	1	1	0	1	0
Bill Hefner Elementary	1	1	1	1	1	2	0
Hope Mills Middle	1	7	4	1	3	4	0
John R Griffin Middle	1	1	1	1	1	2	0
Ed V Baldwin Elementary	1	5	5	1	1	2	0
Lewis Chapel Middle	1	3	2	1	2	3	0
Gallberry Farm Elementary	1	1	1	1	1	2	0
Alger B. Wilkins High School	1	2	1	1	1	2	0
Gray's Creek Elementary	1	3	2	1	2	3	0
Long Hill Elementary	1	6	5	1	1	2	0
Lucile Souders Elementary	1	4	3	1	0	1	0
Mac Williams Middle	1	1	1	1	0	1	0
Margaret Willis Elementary	1	4	4	1	1	2	0
Massey Hill Classical High	1	3	2	1	3	3	0
Mary McArthur Elementary	1	7	6	1	1	1	0
E Melvin Honeycutt Elementary School	1	2	2	1	1	1	0
E E Miller Elementary	1	1	1	1	1	1	0

SURVEY DATA

Cumberland County Schools	Total Number School Campuses	Total Number Existing Campus Buildings	Total Number Existing Classroom Buildings	Classroom Buildings w/Fuel Burning Appliances	Classroom Buildings w/Fuel Burning Mechanical	Classroom Buildings w/Carbon Monoxide Alarms	Classroom Buildings w/Radon Gas System
Montclair Elementary	1	6	6	1	1	1	0
Morganton Road Elementary	1	7	7	1	1	1	0
Manchester Elementary	1	3	3	1	1	1	0
New Century International Elementary	1	1	1	1	0	1	0
William H Owen Elementary	1	4	4	1	1	1	0
Walker-Spivey Elementary	1	1	1	1	1	1	0
Pine Forest Middle	1	6	6	2	1	3	0
Lake Rim Elementary	1	1	1	1	1	1	0
Pine Forest High	1	7	1	1	1	1	0
Ponderosa Elementary	1	2	2	1	1	1	0
Reid Ross Classical High	1	6	6	1	2	3	0
Raleigh Road Elementary	1	3	3	1	1	1	0
Howard Learning Academy Middle School	1	2	2	1	1	1	0
Benjamin J Martin Elementary School	1	4	4	1	1	1	0
Rockfish Elementary	1	5	5	1	1	1	0
J W Seabrook Elementary	1	5	4	1	1	1	0
New Century International Middle School	1	1	1	1	1	1	0
Seventy-First Classical Middle School	1	4	3	1	3	3	0
Reid Ross Classical Middle School	1	6	6	1	2	3	0
Seventy-First High	1	6	2	1	2	2	0
South View Middle	1	2	2	1	2	2	0
Sherwood Park Elementary	1	6	6	1	1	1	0
South View High	1	3	3	1	3	3	0
Spring Lake Middle	1	4	4	1	1	1	0
Stedman Elementary	1	4	3	1	3	3	0
Stedman Primary	1	3	3	1	1	1	0
Stoney Point Elementary	1	1	1	1	1	1	0
Sunnyside Elementary	1	2	2	1	2	2	0
Terry Sanford High	1	5	5	1	3	3	0
Vanstory Hills Elementary	1	2	2	1	1	1	0
Ramsey Street Alternative High School	1	1	1	1	1	1	0
Warrenwood Elementary	1	1	1	1	0	1	0
Westarea Elementary	1	7	7	1	1	1	0
Westover Middle	1	2	2	1	2	2	0
Westover High	1	2	2	1	2	2	0
William T Brown Elementary	1	1	1	1	1	1	0
Cumberland Academy 6-12 Virtual School	1	1	1	0	0	0	0
Cumberland Academy K-5 Virtual School	1	1	1	0	0	0	0
Cumberland Polytechnic High	1	0	0	0	0	0	0

PSU TOTALS							
All Surveyed Schools	86	287	236	81	101	140	42

PROJECTED COSTS

Cumberland County Schools

		Total Required Buildings (assumed)	Devices Required for each Building (assumed)	Total Devices	Unit Cost for each Device	Installation Cost for each Building	Total Estimate
Carbon Monoxide Alarms							
Cumberland County Schools		118	10	1180	\$800	\$2,500	\$1,239,000

		Total Required Buildings (assumed)	Testing Required for each Building (assumed)	Total Testing Units	Unit Cost for each Test	Testing Cost for each Building	Total Estimate
Radon Gas Testing							
Cumberland County Schools		245	20	4900	\$250	\$1,000	\$1,470,000

DRAFT

SURVEY DATA

Fort Liberty Schools

	Total Number School Campuses	Total Number Existing Campus Buildings	Total Number Existing Classroom Buildings	Classroom Buildings w/Fuel Burning Appliances	Classroom Buildings w/Fuel Burning Mechanical	Classroom Buildings w/Carbon Monoxide Alarms	Classroom Buildings w/Radon Gas System
Fort Liberty Schools							
Albritton Middle School	1	0	0	0	0	0	0
Bowley Elementary School	1	0	0	0	0	0	0
Gordon Elementary School	1	0	0	0	0	0	0
Devers Elementary School	1	0	0	0	0	0	0
Irwin Intermediate School	1	0	0	0	0	0	0
Shughart Elementary School	1	0	0	0	0	0	0
Shughart Middle School	1	0	0	0	0	0	0
Hampton Primary School	1	0	0	0	0	0	0
Poole Elementary School	1	0	0	0	0	0	0

PSU TOTALS							
All Surveyed Schools	9	0	0	0	0	0	0

PROJECTED COSTS

Fort Liberty Schools

	Total Required Buildings (assumed)	Devices Required for each Building (assumed)	Total Devices	Unit Cost for each Device	Installation Cost for each Building	Total Estimate
Carbon Monoxide Alarms						
Fort Liberty Schools	23	10	225	\$800	\$2,500	\$236,250

	Total Required Buildings (assumed)	Testing Required for each Building (assumed)	Total Testing Units	Unit Cost for each Test	Testing Cost for each Building	Total Estimate
Radon Gas Testing						
Fort Liberty Schools	23	20	450	\$250	\$1,000	\$135,000

SURVEY DATA

Currituck County Schools

	<i>Total Number School Campuses</i>	<i>Total Number Existing Campus Buildings</i>	<i>Total Number Existing Classroom Buildings</i>	<i>Classroom Buildings w/Fuel Burning Appliances</i>	<i>Classroom Buildings w/Fuel Burning Mechanical</i>	<i>Classroom Buildings w/Carbon Monoxide Alarms</i>	<i>Classroom Buildings w/Radon Gas System</i>
Currituck County Schools							
Central Elementary	1	3	2	1	1	0	0
Currituck County High	1	7	6	1	5	0	0
Currituck County Middle	1	2	2	0	1	0	0
Jarvisburg Elementary	1	1	1	0	1	0	0
Shawboro Elementary School	1	1	1	0	1	0	0
The JP Knapp ECH (i)School	1	5	5	1	4	0	0
Knotts Island Elementary	1	1	1	0	1	0	0
Moyock Elementary	1	5	5	1	1	0	0
Moyock Middle	1	1	1	0	1	0	0
WT Griggs Elementary	1	1	1	1	1	0	0

PSU TOTALS							
All Surveyed Schools	10	27	25	5	17	0	0

PROJECTED COSTS

Currituck County Schools

	<i>Total Required Buildings (assumed)</i>	<i>Devices Required for each Building (assumed)</i>	<i>Total Devices</i>	<i>Unit Cost for each Device</i>	<i>Installation Cost for each Building</i>	<i>Total Estimate</i>
Carbon Monoxide Alarms						
Currituck County Schools	17	10	170	\$800	\$2,500	\$178,500

	<i>Total Required Buildings (assumed)</i>	<i>Testing Required for each Building (assumed)</i>	<i>Total Testing Units</i>	<i>Unit Cost for each Test</i>	<i>Testing Cost for each Building</i>	<i>Total Estimate</i>
Radon Gas Testing						
Currituck County Schools	27	20	540	\$250	\$1,000	\$162,000

SURVEY DATA

Dare County Schools

	<i>Total Number School Campuses</i>	<i>Total Number Existing Campus Buildings</i>	<i>Total Number Existing Classroom Buildings</i>	<i>Classroom Buildings w/Fuel Burning Appliances</i>	<i>Classroom Buildings w/Fuel Burning Mechanical</i>	<i>Classroom Buildings w/Carbon Monoxide Alarms</i>	<i>Classroom Buildings w/Radon Gas System</i>
Dare County Schools							
Cape Hatteras Elementary School	1	1	1	1	1	0	0
Cape Hatteras Secondary School	1	3	2	2	1	0	0
Dare Learning Academy	1	1	1	1	1	0	0
Kitty Hawk Elementary School	1	1	1	1	1	0	0
Nags Head Elementary School	1	1	1	1	1	0	0
Manteo Elementary School	1	1	1	1	1	0	0
Manteo High School	1	4	1	1	1	0	0
Manteo Middle School	1	3	1	1	1	0	0
First Flight Elementary School	1	2	1	1	1	0	0
First Flight Middle School	1	2	1	1	1	0	0
First Flight High School	1	6	1	1	1	0	0

PSU TOTALS							
All Surveyed Schools	11	25	12	12	11	0	0

PROJECTED COSTS

Dare County Schools

	<i>Total Required Buildings (assumed)</i>	<i>Devices Required for each Building (assumed)</i>	<i>Total Devices</i>	<i>Unit Cost for each Device</i>	<i>Installation Cost for each Building</i>	<i>Total Estimate</i>
Carbon Monoxide Alarms						
Dare County Schools	12	10	120	\$800	\$2,500	\$126,000

	<i>Total Required Buildings (assumed)</i>	<i>Testing Required for each Building (assumed)</i>	<i>Total Testing Units</i>	<i>Unit Cost for each Test</i>	<i>Testing Cost for each Building</i>	<i>Total Estimate</i>
Radon Gas Testing						
Dare County Schools	25	20	500	\$250	\$1,000	\$150,000

SURVEY DATA

<i>Davidson County Schools</i>	<i>Total Number School Campuses</i>	<i>Total Number Existing Campus Buildings</i>	<i>Total Number Existing Classroom Buildings</i>	<i>Classroom Buildings w/Fuel Burning Appliances</i>	<i>Classroom Buildings w/Fuel Burning Mechanical</i>	<i>Classroom Buildings w/Carbon Monoxide Alarms</i>	<i>Classroom Buildings w/Radon Gas System</i>
Brier Creek Elementary	1	1	1	0	1	0	0
Northwest Elementary	1	1	1	0	1	1	0
Southmont Elementary School	1	1	1	0	1	0	0
Central Davidson High	1	1	1	0	1	0	0
Central Davidson Middle	1	1	1	1	1	0	0
Stoner-Thomas School	1	1	1	0	1	1	0
Churchland Elementary	1	2	1	1	2	1	0
Davidson County High School	1	3	2	0	0	0	0
Davidson Early College	1	1	1	0	0	0	0
Davis-Townsend Elementary	1	1	1	0	1	0	0
Denton Elementary	1	7	4	1	3	0	0
E Lawson Brown Middle	1	1	1	0	1	0	0
East Davidson High	1	4	2	1	1	0	0
Fair Grove Elementary	1	1	1	1	1	0	0
Friedberg Elementary	1	1	1	0	1	0	0
Hasty Elementary	1	1	1	1	1	0	0
Friendship Elementary	1	1	1	0	1	0	0
Ledford Middle	1	3	3	1	1	0	0
Ledford Senior High	1	3	2	0	1	0	0
Midway Elementary	1	1	1	1	1	0	0
North Davidson High	1	3	3	1	1	0	0
Oak Grove High School	1	1	1	1	1	0	0
North Davidson Middle	1	1	1	1	1	0	0
Oak Grove Middle School	1	2	1	1	1	0	0
Pilot Elementary	1	1	1	1	1	0	0
Reeds Elementary	1	1	1	1	1	0	0
Silver Valley Elementary	1	1	1	1	1	0	0
South Davidson Middle and High	1	4	1	0	1	0	0
Southwood Elementary	1	1	1	1	1	0	0
Tyro Elementary	1	1	1	0	1	0	0
Tyro Middle	1	2	2	1	2	0	0
Wallburg Elementary	1	3	1	1	1	0	0
Welcome Elementary	1	2	2	1	1	0	0
West Davidson High	1	1	1	1	1	0	0
Yadkin Valley Regional Career Academy	1	2	2	0	2	0	0

<i>PSU TOTALS</i>							
All Surveyed Schools	35	62	48	20	38	3	0

PROJECTED COSTS

Davidson County Schools

		Total Required Buildings (assumed)	Devices Required for each Building (assumed)	Total Devices	Unit Cost for each Device	Installation Cost for each Building	Total Estimate
Carbon Monoxide Alarms							
Davidson County Schools		35	10	350	\$800	\$2,500	\$367,500

		Total Required Buildings (assumed)	Testing Required for each Building (assumed)	Total Testing Units	Unit Cost for each Test	Testing Cost for each Building	Total Estimate
Radon Gas Testing							
Davidson County Schools		62	20	1240	\$250	\$1,000	\$372,000

DRAFT

SURVEY DATA

Lexington City Schools

	<i>Total Number School Campuses</i>	<i>Total Number Existing Campus Buildings</i>	<i>Total Number Existing Classroom Buildings</i>	<i>Classroom Buildings w/Fuel Burning Appliances</i>	<i>Classroom Buildings w/Fuel Burning Mechanical</i>	<i>Classroom Buildings w/Carbon Monoxide Alarms</i>	<i>Classroom Buildings w/Radon Gas System</i>
Lexington City Schools							
Charles England Elementary School	1	1	1	1	1	0	0
Lexington Middle School	1	1	1	1	1	0	0
Lexington Senior High School	1	1	1	1	1	0	0
Pickett Elementary School	1	1	1	1	1	0	0
South Lexington School	1	1	1	1	1	0	0
South Lexington Developmental Center	1	1	1	1	1	0	0
Southwest Elementary Global Academy	1	1	1	1	1	0	0

PSU TOTALS							
All Surveyed Schools	7	7	7	7	7	0	0

PROJECTED COSTS

Lexington City Schools

	<i>Total Required Buildings (assumed)</i>	<i>Devices Required for each Building (assumed)</i>	<i>Total Devices</i>	<i>Unit Cost for each Device</i>	<i>Installation Cost for each Building</i>	<i>Total Estimate</i>
Carbon Monoxide Alarms						
Lexington City Schools	18	10	175	\$800	\$2,500	\$183,750

	<i>Total Required Buildings (assumed)</i>	<i>Testing Required for each Building (assumed)</i>	<i>Total Testing Units</i>	<i>Unit Cost for each Test</i>	<i>Testing Cost for each Building</i>	<i>Total Estimate</i>
Radon Gas Testing						
Lexington City Schools	18	20	350	\$250	\$1,000	\$105,000

SURVEY DATA

Thomasville City Schools

	<i>Total Number School Campuses</i>	<i>Total Number Existing Campus Buildings</i>	<i>Total Number Existing Classroom Buildings</i>	<i>Classroom Buildings w/Fuel Burning Appliances</i>	<i>Classroom Buildings w/Fuel Burning Mechanical</i>	<i>Classroom Buildings w/Carbon Monoxide Alarms</i>	<i>Classroom Buildings w/Radon Gas System</i>
Thomasville City Schools							
Liberty Drive Elementary School	1	1	1	1	1	0	0
Thomasville Primary School	1	1	1	1	1	0	0
Thomasville Middle School	1	1	1	1	1	0	0
Thomasville High School	1	8	7	1	8	0	0

PSU TOTALS							
All Surveyed Schools	4	11	10	4	11	0	0

PROJECTED COSTS

Thomasville City Schools

	<i>Total Required Buildings (assumed)</i>	<i>Devices Required for each Building (assumed)</i>	<i>Total Devices</i>	<i>Unit Cost for each Device</i>	<i>Installation Cost for each Building</i>	<i>Total Estimate</i>
Carbon Monoxide Alarms						
Thomasville City Schools	11	10	110	\$800	\$2,500	\$115,500

	<i>Total Required Buildings (assumed)</i>	<i>Testing Required for each Building (assumed)</i>	<i>Total Testing Units</i>	<i>Unit Cost for each Test</i>	<i>Testing Cost for each Building</i>	<i>Total Estimate</i>
Radon Gas Testing						
Thomasville City Schools	11	20	220	\$250	\$1,000	\$66,000

SURVEY DATA

NC Schools for the Deaf and Blind

	<i>Total Number School Campuses</i>	<i>Total Number Existing Campus Buildings</i>	<i>Total Number Existing Classroom Buildings</i>	<i>Classroom Buildings w/Fuel Burning Appliances</i>	<i>Classroom Buildings w/Fuel Burning Mechanical</i>	<i>Classroom Buildings w/Carbon Monoxide Alarms</i>	<i>Classroom Buildings w/Radon Gas System</i>
NC Schools for the Deaf and Blind							
Eastern NC School for the Deaf	1	9	6	1	1	2	0
Governor Morehead School f/t Blind	1	27	6	0	0	0	0
NC School for the Deaf	1	16	6	0	0	2	0

PSU TOTALS							
All Surveyed Schools	3	52	18	1	1	4	0

PROJECTED COSTS

NC Schools for the Deaf and Blind

	<i>Total Required Buildings (assumed)</i>	<i>Devices Required for each Building (assumed)</i>	<i>Total Devices</i>	<i>Unit Cost for each Device</i>	<i>Installation Cost for each Building</i>	<i>Total Estimate</i>
Carbon Monoxide Alarms						
NC Schools for the Deaf and Blind	26	10	260	\$800	\$2,500	\$273,000

	<i>Total Required Buildings (assumed)</i>	<i>Testing Required for each Building (assumed)</i>	<i>Total Testing Units</i>	<i>Unit Cost for each Test</i>	<i>Testing Cost for each Building</i>	<i>Total Estimate</i>
Radon Gas Testing						
NC Schools for the Deaf and Blind	52	20	1040	\$250	\$1,000	\$312,000

SURVEY DATA

Davie County Schools

	Total Number School Campuses	Total Number Existing Campus Buildings	Total Number Existing Classroom Buildings	Classroom Buildings w/Fuel Burning Appliances	Classroom Buildings w/Fuel Burning Mechanical	Classroom Buildings w/Carbon Monoxide Alarms	Classroom Buildings w/Radon Gas System
Davie County Schools							
Central Davie Academy	1	1	1	0	0	0	0
Cooleemee Elementary School	1	3	3	1	2	2	0
Cornatzer Elementary School	1	2	2	1	1	0	0
Davie County High School	1	8	3	3	3	3	0
Davie County Early College High School	1	1	1	1	1	1	0
Davie County Virtual School	1	1	1	1	1	1	0
Mocksville Elementary School	1	2	2	1	1	1	0
North Davie Middle School	1	3	1	0	0	0	0
Pinebrook Elementary School	1	2	2	0	0	0	0
Shady Grove Elementary School	1	2	2	0	0	0	0
South Davie Middle School	1	2	1	1	1	1	0
William R Davie Elementary School	1	2	2	0	0	0	0
William Ellis Middle School	1	1	1	1	1	0	0

PSU TOTALS							
All Surveyed Schools	13	30	22	10	11	9	0

PROJECTED COSTS

Davie County Schools

	Total Required Buildings (assumed)	Devices Required for each Building (assumed)	Total Devices	Unit Cost for each Device	Installation Cost for each Building	Total Estimate
Carbon Monoxide Alarms						
Davie County Schools	13	10	130	\$800	\$2,500	\$136,500

	Total Required Buildings (assumed)	Testing Required for each Building (assumed)	Total Testing Units	Unit Cost for each Test	Testing Cost for each Building	Total Estimate
Radon Gas Testing						
Davie County Schools	30	20	600	\$250	\$1,000	\$180,000

SURVEY DATA

Duplin County Schools

	Total Number School Campuses	Total Number Existing Campus Buildings	Total Number Existing Classroom Buildings	Classroom Buildings w/Fuel Burning Appliances	Classroom Buildings w/Fuel Burning Mechanical	Classroom Buildings w/Carbon Monoxide Alarms	Classroom Buildings w/Radon Gas System
Duplin County Schools							
B F Grady Elementary	1	0	0	0	0	0	0
Beulaville Elementary	1	0	0	0	0	0	0
Chinquapin Elementary	1	0	0	0	0	0	0
Warsaw Elementary	1	0	0	0	0	0	0
Duplin Early College High School	1	0	0	0	0	0	0
East Duplin High	1	0	0	0	0	0	0
James Kenan High	1	0	0	0	0	0	0
Kenansville Elementary	1	0	0	0	0	0	0
North Duplin Elementary	1	0	0	0	0	0	0
North Duplin Jr Sr High	1	0	0	0	0	0	0
Rose Hill-Magnolia Elementary	1	0	0	0	0	0	0
Wallace Elementary	1	0	0	0	0	0	0
Wallace-Rose Hill High	1	0	0	0	0	0	0

PSU TOTALS							
All Surveyed Schools	13	0	0	0	0	0	0

PROJECTED COSTS

Duplin County Schools

	Total Required Buildings (assumed)	Devices Required for each Building (assumed)	Total Devices	Unit Cost for each Device	Installation Cost for each Building	Total Estimate
Carbon Monoxide Alarms						
Duplin County Schools	33	10	325	\$800	\$2,500	\$341,250

	Total Required Buildings (assumed)	Testing Required for each Building (assumed)	Total Testing Units	Unit Cost for each Test	Testing Cost for each Building	Total Estimate
Radon Gas Testing						
Duplin County Schools	33	20	650	\$250	\$1,000	\$195,000

SURVEY DATA

Durham Public Schools

<i>Durham Public Schools</i>	<i>Total Number School Campuses</i>	<i>Total Number Existing Campus Buildings</i>	<i>Total Number Existing Classroom Buildings</i>	<i>Classroom Buildings w/Fuel Burning Appliances</i>	<i>Classroom Buildings w/Fuel Burning Mechanical</i>	<i>Classroom Buildings w/Carbon Monoxide Alarms</i>	<i>Classroom Buildings w/Radon Gas System</i>
Bethesda Elementary	1	1	1	1	1	1	0
Brogden Middle	1	1	1	1	1	1	0
Burton Elementary	1	2	2	1	1	1	0
Josephine Dobbs Clement Early College High S	1	1	1	1	1	1	0
Eastway Elementary	1	1	1	1	1	1	0
Charles E Jordan Sr High School	1	4	4	1	1	1	0
Easley Elementary	1	1	1	1	1	1	0
The School for Creative Studies	1	1	1	1	1	1	0
Eno Valley Elementary	1	1	1	1	1	1	0
George L Carrington Middle	1	4	4	1	1	1	0
City of Medicine Academy	1	1	1	1	1	1	0
Club Boulevard Elementary	1	2	2	1	1	1	0
Creekside Elementary	1	2	2	2	1	1	0
Glenn Elementary	1	1	1	1	1	1	0
Durham's Performance Learning Center	1	1	1	1	1	1	0
Durham School of the Arts	1	4	4	4	1	1	0
Hillandale Elementary	1	1	1	1	1	1	0
Hillside High	1	2	2	1	1	1	0
Hope Valley Elementary	1	1	1	1	1	1	0
Holt Elementary	1	2	2	1	1	1	0
Holton Career and Resource Center	1	1	1	1	1	1	0
Forest View Elementary	1	2	2	1	1	1	0
DPS Hospital School	1	1	1	1	1	1	0
James E Shepard Magnet Middle School	1	2	1	1	1	1	0
Lakewood Elementary	1	2	2	2	1	1	0
Little River K-8 School	1	1	1	1	1	1	0
Lakeview School	1	1	1	1	1	1	0
Lakewood Montessori Middle School	1	1	1	1	1	1	0
Lucas Middle School	1	1	1	1	1	1	0
Fayetteville Street Elementary	1	1	1	1	1	1	0
Lowe's Grove Middle	1	1	1	1	1	1	0
George Watts Elementary	1	1	1	1	1	1	0
Mangum Elementary	1	3	3	3	1	1	0
Lyons Farm Elementary School	1	1	1	1	1	1	0
Merrick-Moore Elementary	1	1	1	1	1	1	0
Middle College HS @ DTCC	1	1	1	1	1	1	0
Morehead Montessori	1	1	1	1	1	1	0
Neal Middle	1	1	1	1	1	1	0
Northern High	1	6	5	5	1	1	0
Oak Grove Elementary	1	1	1	1	1	1	0
Parkwood Elementary	1	2	2	1	1	1	0
E K Powe Elementary	1	1	1	1	1	1	0
Pearsontown Elementary	1	1	1	1	1	1	0
Riverside High	1	2	2	1	1	1	0
Sherwood Githens Middle	1	1	1	1	1	1	0
R N Harris Elementary	1	1	1	1	1	1	0
Southern School of Energy and Sustainability	1	1	1	1	1	1	0

SURVEY DATA

Durham Public Schools

	<i>Total Number School Campuses</i>	<i>Total Number Existing Campus Buildings</i>	<i>Total Number Existing Classroom Buildings</i>	<i>Classroom Buildings w/Fuel Burning Appliances</i>	<i>Classroom Buildings w/Fuel Burning Mechanical</i>	<i>Classroom Buildings w/Carbon Monoxide Alarms</i>	<i>Classroom Buildings w/Radon Gas System</i>
Durham Public Schools							
Sandy Ridge Elementary School	1	1	1	1	1	1	0
Rogers-Herr Middle	1	1	1	1	1	1	0
Southwest Elementary	1	1	1	1	1	1	0
C C Spaulding Elementary	1	2	2	1	1	1	0
Spring Valley Elementary School	1	1	1	1	1	1	0
W G Pearson Elementary	1	1	1	1	1	1	0
Y E Smith Elementary	1	1	1	1	1	1	0
Ignite Online Academy	1	1	1	0	1	0	0
Durham School of Technology	1	1	1	1	1	1	0

PSU TOTALS							
All Surveyed Schools	56	83	81	66	56	55	55

PROJECTED COSTS

Durham Public Schools

	<i>Total Required Buildings (assumed)</i>	<i>Devices Required for each Building (assumed)</i>	<i>Total Devices</i>	<i>Unit Cost for each Device</i>	<i>Installation Cost for each Building</i>	<i>Total Estimate</i>
Carbon Monoxide Alarms						
Durham Public Schools	11	10	110	\$800	\$2,500	\$115,500

	<i>Total Required Buildings (assumed)</i>	<i>Testing Required for each Building (assumed)</i>	<i>Total Testing Units</i>	<i>Unit Cost for each Test</i>	<i>Testing Cost for each Building</i>	<i>Total Estimate</i>
Radon Gas Testing						
Durham Public Schools	28	20	560	\$250	\$1,000	\$168,000

SURVEY DATA

Edgecombe County Public Schools

<i>Edgecombe County Public Schools</i>	<i>Total Number School Campuses</i>	<i>Total Number Existing Campus Buildings</i>	<i>Total Number Existing Classroom Buildings</i>	<i>Classroom Buildings w/Fuel Burning Appliances</i>	<i>Classroom Buildings w/Fuel Burning Mechanical</i>	<i>Classroom Buildings w/Carbon Monoxide Alarms</i>	<i>Classroom Buildings w/Radon Gas System</i>
G W Bulluck Elementary	1	0	0	0	0	0	0
G W Carver Elementary	1	0	0	0	0	0	0
Coker-Wimberly Elementary	1	0	0	0	0	0	0
Edgecombe Early College High	1	0	0	0	0	0	0
North Edgecombe High	1	0	0	0	0	0	0
Phillips Middle	1	0	0	0	0	0	0
Princeville Elementary	1	0	0	0	0	0	0
South Edgecombe Middle	1	0	0	0	0	0	0
W A Pattillo Middle School	1	0	0	0	0	0	0
West Edgecombe Middle	1	0	0	0	0	0	0
SouthWest Edgecombe High	1	0	0	0	0	0	0
Stocks Elementary	1	0	0	0	0	0	0
Tarboro High	1	0	0	0	0	0	0
Martin Millennium Academy	1	0	0	0	0	0	0
EDGE Academy of Health Sciences	1	0	0	0	0	0	0

<i>PSU TOTALS</i>							
All Surveyed Schools	15	0	0	0	0	0	0

PROJECTED COSTS

Edgecombe County Public Schools

<i>Carbon Monoxide Alarms</i>	<i>Total Required Buildings (assumed)</i>	<i>Devices Required for each Building (assumed)</i>	<i>Total Devices</i>	<i>Unit Cost for each Device</i>	<i>Installation Cost for each Building</i>	<i>Total Estimate</i>
Edgecombe County Public Schools	38	10	375	\$800	\$2,500	\$393,750

<i>Radon Gas Testing</i>	<i>Total Required Buildings (assumed)</i>	<i>Testing Required for each Building (assumed)</i>	<i>Total Testing Units</i>	<i>Unit Cost for each Test</i>	<i>Testing Cost for each Building</i>	<i>Total Estimate</i>
Edgecombe County Public Schools	38	20	750	\$250	\$1,000	\$225,000

SURVEY DATA

Winston Salem / Forsyth County Schools

<i>Winston Salem / Forsyth County Schools</i>	<i>Total Number School Campuses</i>	<i>Total Number Existing Campus Buildings</i>	<i>Total Number Existing Classroom Buildings</i>	<i>Classroom Buildings w/Fuel Burning Appliances</i>	<i>Classroom Buildings w/Fuel Burning Mechanical</i>	<i>Classroom Buildings w/Carbon Monoxide Alarms</i>	<i>Classroom Buildings w/Radon Gas System</i>
Ashley Academy	1	5	4	1	3	0	0
Atkins Academic & Technology High	1	5	3	1	1	1	0
Bolton Elementary	1	9	8	1	2	1	0
Brunson Elementary	1	12	12	0	1	0	0
Caleb's Creek Elementary	1	1	1	1	1	0	0
Carver High	1	10	4	2	2	0	0
Career Center	1	2	2	2	2	0	0
Cash Elementary	1	8	8	0	1	1	0
C. Douglas Carter High School	1	1	1	0	1	0	0
Children's Center	1	2	1	1	1	0	0
Clemmons Elementary	1	9	8	0	0	0	0
Clemmons Middle	1	10	10	1	1	1	0
Cook Literacy Model School	1	4	4	1	3	0	0
The Downtown School	1	3	3	0	0	0	0
Early College of Forsyth County	1	0	0	0	0	0	0
East Forsyth High	1	26	18	1	4	1	0
East Forsyth Middle	1	2	2	1	1	0	0
Easton Elementary	1	3	3	1	3	1	0
Flat Rock Middle	1	2	2	1	1	0	0
Forest Park Elementary	1	7	7	0	1	1	0
Gibson Elementary	1	4	4	1	1	1	0
Robert B Glenn High	1	11	4	1	4	1	0
Griffith Elementary	1	8	7	0	0	0	0
Main Street Academy	1	1	1	0	0	0	0
Hall-Woodward Elementary	1	10	10	0	0	0	0
Hanes Magnet	1	10	9	1	1	0	0
Hospital/Homebound Education Center	1	3	2	0	0	0	0
Virtual Academy	1	0	0	0	0	0	0
Ibrahim Elementary	1	1	1	1	1	0	0
Jefferson Elementary	1	6	3	1	1	1	0
Thomas Jefferson Middle	1	11	11	1	2	2	0
Kernersville Elementary	1	10	5	0	1	0	0
Kernersville Middle	1	1	1	1	1	1	0
Kimberley Park Elementary	1	1	1	1	1	0	0
Kimmel Farm Elementary	1	2	2	1	1	0	0
Kingswood School	1	1	1	0	0	1	0
Konnoak Elementary	1	1	1	1	1	1	0
Diggs-Latham Elementary	1	3	2	1	2	1	0
Lewisville Elementary	1	4	4	0	1	1	0
Lewisville Middle School	1	1	1	1	1	1	0
Lowrance Middle	1	0	0	0	0	0	0
Meadowlark Elementary	1	3	3	1	1	0	0
Meadowlark Middle	1	12	12	1	1	1	0
Middle College of Forsyth County	1	0	0	0	0	0	0
Mineral Springs Elementary	1	17	17	1	2	0	0
Mineral Springs Middle	1	5	5	1	3	1	0
Moore Elementary	1	1	1	1	1	0	0

SURVEY DATA

Winston Salem / Forsyth County Schools

<i>Winston Salem / Forsyth County Schools</i>	<i>Total Number School Campuses</i>	<i>Total Number Existing Campus Buildings</i>	<i>Total Number Existing Classroom Buildings</i>	<i>Classroom Buildings w/Fuel Burning Appliances</i>	<i>Classroom Buildings w/Fuel Burning Mechanical</i>	<i>Classroom Buildings w/Carbon Monoxide Alarms</i>	<i>Classroom Buildings w/Radon Gas System</i>
Mount Tabor High	1	25	5	1	2	0	0
Frank Morgan Elementary School	1	1	1	1	1	0	0
North Forsyth High	1	16	8	1	1	1	0
North Hills Elementary	1	1	1	1	1	0	0
Northwest Middle	1	6	4	1	1	0	0
Old Richmond Elementary	1	6	5	0	0	0	0
Old Town Elementary	1	3	3	1	1	0	0
Paisley Magnet School	1	1	1	1	1	1	0
Parkland High	1	11	4	1	3	0	0
J. F. Kennedy High School	1	1	1	1	1	1	0
Petree Elementary	1	1	1	1	1	1	0
Philo-Hill Magnet Academy	1	0	0	0	0	0	0
Piney Grove Elementary	1	6	6	0	1	0	0
Ronald Wilson Reagan High	1	15	1	1	1	0	0
R J Reynolds High	1	15	12	1	5	0	0
Rural Hall Elementary	1	4	2	1	2	0	0
Sedge Garden Elementary	1	4	3	0	2	0	0
Sherwood Forest Elementary	1	3	3	1	2	0	0
Smith Farm Elementary School	1	1	1	1	1	0	0
Southeast Middle	1	5	3	1	1	1	0
South Fork Elementary	1	6	5	0	1	0	0
Southwest Elementary	1	9	8	0	1	0	0
Speas Elementary	1	6	6	1	2	0	0
The Special Children's School	1	1	1	1	1	0	0
Union Cross Elementary	1	5	5	0	1	0	0
Vienna Elementary	1	9	9	1	1	0	0
Walkertown Elementary	1	4	4	0	0	0	0
Walkertown High School	1	8	5	1	1	0	0
Walkertown Middle	1	0	0	0	0	0	0
Ward Elementary	1	4	4	1	1	0	0
West Forsyth High	1	21	14	0	4	0	0
Whitaker Elementary	1	2	1	1	1	0	0
Wiley Magnet Middle	1	1	1	1	1	1	0
Winston-Salem Preparatory Acad	1	4	4	0	2	1	0

PSU TOTALS							
All Surveyed Schools	81	453	341	55	101	27	58

PROJECTED COSTS

Winston Salem / Forsyth County Schools

		Total Required Buildings (assumed)	Devices Required for each Building (assumed)	Total Devices	Unit Cost for each Device	Installation Cost for each Building	Total Estimate
Carbon Monoxide Alarms							
Winston Salem / Forsyth County Schools		74	10	740	\$800	\$2,500	\$777,000

		Total Required Buildings (assumed)	Testing Required for each Building (assumed)	Total Testing Units	Unit Cost for each Test	Testing Cost for each Building	Total Estimate
Radon Gas Testing							
Winston Salem / Forsyth County Schools		395	20	7900	\$250	\$1,000	\$2,370,000

DRAFT

SURVEY DATA

Franklin County Schools

<i>Franklin County Schools</i>	<i>Total Number School Campuses</i>	<i>Total Number Existing Campus Buildings</i>	<i>Total Number Existing Classroom Buildings</i>	<i>Classroom Buildings w/Fuel Burning Appliances</i>	<i>Classroom Buildings w/Fuel Burning Mechanical</i>	<i>Classroom Buildings w/Carbon Monoxide Alarms</i>	<i>Classroom Buildings w/Radon Gas System</i>
Bunn Elementary	1	0	0	0	0	0	0
Bunn High	1	0	0	0	0	0	0
Bunn Middle	1	0	0	0	0	0	0
Cedar Creek Middle	1	0	0	0	0	0	0
Edward Best Elementary	1	0	0	0	0	0	0
Franklin County Early College	1	0	0	0	0	0	0
Franklinton Elementary	1	0	0	0	0	0	0
Franklinton High	1	0	0	0	0	0	0
Franklinton Middle School	1	0	0	0	0	0	0
Laurel Mill Elementary	1	0	0	0	0	0	0
Long Mill Elementary	1	0	0	0	0	0	0
Louisburg Elementary	1	0	0	0	0	0	0
Louisburg Magnet High School	1	0	0	0	0	0	0
Terrell Lane Middle	1	0	0	0	0	0	0
Royal Elementary	1	0	0	0	0	0	0
Youngsville Elementary	1	0	0	0	0	0	0

<i>PSU TOTALS</i>							
All Surveyed Schools	16	0	0	0	0	0	0

PROJECTED COSTS

Franklin County Schools

<i>Carbon Monoxide Alarms</i>	<i>Total Required Buildings (assumed)</i>	<i>Devices Required for each Building (assumed)</i>	<i>Total Devices</i>	<i>Unit Cost for each Device</i>	<i>Installation Cost for each Building</i>	<i>Total Estimate</i>
Franklin County Schools	40	10	400	\$800	\$2,500	\$420,000

<i>Radon Gas Testing</i>	<i>Total Required Buildings (assumed)</i>	<i>Testing Required for each Building (assumed)</i>	<i>Total Testing Units</i>	<i>Unit Cost for each Test</i>	<i>Testing Cost for each Building</i>	<i>Total Estimate</i>
Franklin County Schools	40	20	800	\$250	\$1,000	\$240,000

SURVEY DATA

Gaston County Schools

<i>Gaston County Schools</i>	<i>Total Number School Campuses</i>	<i>Total Number Existing Campus Buildings</i>	<i>Total Number Existing Classroom Buildings</i>	<i>Classroom Buildings w/Fuel Burning Appliances</i>	<i>Classroom Buildings w/Fuel Burning Mechanical</i>	<i>Classroom Buildings w/Carbon Monoxide Alarms</i>	<i>Classroom Buildings w/Radon Gas System</i>
Ashbrook High School	1	2	1	1	1	0	0
Belmont Central Elementary School	1	1	1	1	1	0	0
Belmont Middle School	1	1	1	1	1	1	0
Bessemer City Central Elementary School	1	1	1	1	1	0	0
Bessemer City High School	1	4	4	1	1	0	0
Gaston Early College High School	1	1	1	1	0	1	0
Bessemer City Primary School	1	2	2	1	1	0	0
W B Beam Intermediate School	1	3	2	1	3	0	0
Brookside Elementary School	1	1	1	1	1	0	0
Gaston Early College of Medical Sciences	1	1	1	0	1	1	0
Carr Elementary School	1	3	3	1	2	0	0
Catawba Heights Elementary School	1	2	2	1	0	0	0
Chapel Grove Elementary School	1	4	4	1	2	0	0
Cherryville High School	1	2	2	1	1	0	0
Cherryville Elementary School	1	1	1	1	1	0	0
Warlick Academy	1	2	2	1	1	0	0
Costner Elementary School	1	3	2	1	1	0	0
Stuart W Cramer High School	1	2	2	1	1	1	0
Cramerton Middle School	1	1	1	1	1	0	0
East Gaston High School	1	3	2	1	2	0	0
Edward D Sadler Jr Elementary School	1	1	1	1	1	0	0
Webb Street School	1	1	1	1	1	0	0
Forestview High School	1	1	1	1	1	0	0
Gardner Park Elementary School	1	3	3	1	1	0	0
W P Grier Middle School	1	4	3	1	1	0	0
Highland School of Technology	1	4	3	1	2	0	0
Hawks Nest STEAM Academy	1	1	1	1	1	0	0
Holbrook Middle School	1	4	3	1	2	0	0
Hunter Huss High School	1	3	2	1	3	0	0
J B Page Primary School	1	1	1	0	0	0	0
John Chavis Middle School	1	1	1	1	1	0	0
Kiser Elementary School	1	2	1	1	1	0	0
Bessemer City Middle School	1	4	3	1	1	0	0
Lingerfeldt Elementary School	1	2	1	1	2	0	0
Lowell Elementary School	1	2	1	1	1	0	0
McAdenville Elementary School	1	1	1	1	1	0	0
Mount Holly Middle School	1	3	3	1	3	0	0
New Hope Elementary School	1	2	2	1	1	0	0
North Belmont Elementary School	1	1	1	1	1	0	0
North Gaston High School	1	2	2	0	2	0	0
Pinewood Elementary School	1	2	2	1	1	0	0
Pleasant Ridge Elementary School	1	2	2	1	2	1	0
Ida Rankin Elementary School	1	2	2	0	1	0	0
Robinson Elementary School	1	7	7	1	1	0	0
Sherwood Elementary School	1	2	2	1	1	0	0
Hershal H Beam Elementary School	1	2	2	1	2	0	0
South Point High School	1	6	5	1	2	0	0

SURVEY DATA

Gaston County Schools

	Total Number School Campuses	Total Number Existing Campus Buildings	Total Number Existing Classroom Buildings	Classroom Buildings w/Fuel Burning Appliances	Classroom Buildings w/Fuel Burning Mechanical	Classroom Buildings w/Carbon Monoxide Alarms	Classroom Buildings w/Radon Gas System
Gaston County Schools							
Southwest Middle School	1	1	1	0	1	0	0
Springfield Primary School	1	2	2	1	2	0	0
Stanley Middle School	1	1	1	1	1	1	0
Tryon Elementary School	1	6	5	0	1	0	0
W A Bess Elementary School	1	2	2	1	1	0	0
W C Friday Middle School	1	1	1	1	1	0	0
Woodhill Elementary School	1	1	1	1	1	0	0
York Chester Middle School	1	2	1	1	2	0	0
Gaston County Schools Virtual Academy	1	1	1	0	1	0	0

PSU TOTALS							
All Surveyed Schools	56	123	108	49	71	6	62

PROJECTED COSTS

Gaston County Schools

	Total Required Buildings (assumed)	Devices Required for each Building (assumed)	Total Devices	Unit Cost for each Device	Installation Cost for each Building	Total Estimate
Carbon Monoxide Alarms						
Gaston County Schools	65	10	650	\$800	\$2,500	\$682,500

	Total Required Buildings (assumed)	Testing Required for each Building (assumed)	Total Testing Units	Unit Cost for each Test	Testing Cost for each Building	Total Estimate
Radon Gas Testing						
Gaston County Schools	61	20	1220	\$250	\$1,000	\$366,000

SURVEY DATA

Gates County Schools

	<i>Total Number School Campuses</i>	<i>Total Number Existing Campus Buildings</i>	<i>Total Number Existing Classroom Buildings</i>	<i>Classroom Buildings w/Fuel Burning Appliances</i>	<i>Classroom Buildings w/Fuel Burning Mechanical</i>	<i>Classroom Buildings w/Carbon Monoxide Alarms</i>	<i>Classroom Buildings w/Radon Gas System</i>
Gates County Schools							
Buckland Elementary	1	2	2	1	1	0	0
Central Middle School	1	1	1	0	0	0	0
Gates County Senior High	1	6	6	2	3	0	0
Gatesville Elementary	1	1	1	1	0	0	0
T S Cooper Elementary	1	2	2	2	2	0	0

PSU TOTALS							
All Surveyed Schools	5	12	12	6	6	0	0

PROJECTED COSTS

Gates County Schools

	<i>Total Required Buildings (assumed)</i>	<i>Devices Required for each Building (assumed)</i>	<i>Total Devices</i>	<i>Unit Cost for each Device</i>	<i>Installation Cost for each Building</i>	<i>Total Estimate</i>
Carbon Monoxide Alarms						
Gates County Schools	6	10	60	\$800	\$2,500	\$63,000

	<i>Total Required Buildings (assumed)</i>	<i>Testing Required for each Building (assumed)</i>	<i>Total Testing Units</i>	<i>Unit Cost for each Test</i>	<i>Testing Cost for each Building</i>	<i>Total Estimate</i>
Radon Gas Testing						
Gates County Schools	12	20	240	\$250	\$1,000	\$72,000

SURVEY DATA

Graham County Schools

	<i>Total Number School Campuses</i>	<i>Total Number Existing Campus Buildings</i>	<i>Total Number Existing Classroom Buildings</i>	<i>Classroom Buildings w/Fuel Burning Appliances</i>	<i>Classroom Buildings w/Fuel Burning Mechanical</i>	<i>Classroom Buildings w/Carbon Monoxide Alarms</i>	<i>Classroom Buildings w/Radon Gas System</i>
Graham County Schools							
Robbinsville Elementary	1	0	0	0	0	0	0
Robbinsville High	1	0	0	0	0	0	0
Robbinsville Middle	1	0	0	0	0	0	0

PSU TOTALS							
All Surveyed Schools	3	0	0	0	0	0	0

PROJECTED COSTS

Graham County Schools

		<i>Total Required Buildings (assumed)</i>	<i>Devices Required for each Building (assumed)</i>	<i>Total Devices</i>	<i>Unit Cost for each Device</i>	<i>Installation Cost for each Building</i>	<i>Total Estimate</i>
Carbon Monoxide Alarms							
Graham County Schools		8	10	75	\$800	\$2,500	\$78,750

		<i>Total Required Buildings (assumed)</i>	<i>Testing Required for each Building (assumed)</i>	<i>Total Testing Units</i>	<i>Unit Cost for each Test</i>	<i>Testing Cost for each Building</i>	<i>Total Estimate</i>
Radon Gas Testing							
Graham County Schools		8	20	150	\$250	\$1,000	\$45,000

SURVEY DATA

Granville County Schools

	Total Number School Campuses	Total Number Existing Campus Buildings	Total Number Existing Classroom Buildings	Classroom Buildings w/Fuel Burning Appliances	Classroom Buildings w/Fuel Burning Mechanical	Classroom Buildings w/Carbon Monoxide Alarms	Classroom Buildings w/Radon Gas System
Granville County Schools							
Butner-Stem Middle	1	0	0	0	0	0	0
Butner-Stem Elementary	1	0	0	0	0	0	0
C. G. Credle Elementary	1	0	0	0	0	0	0
Phoenix Academy	1	0	0	0	0	0	0
G. C. Hawley Middle	1	0	0	0	0	0	0
Granville Academy	1	0	0	0	0	0	0
Granville Central High	1	0	0	0	0	0	0
Granville Early College High	1	0	0	0	0	0	0
J. F. Webb High	1	0	0	0	0	0	0
Mount Energy Elementary	1	0	0	0	0	0	0
Northern Granville Middle	1	0	0	0	0	0	0
South Granville High	1	0	0	0	0	0	0
Stovall-Shaw Elementary	1	0	0	0	0	0	0
Tar River Elementary	1	0	0	0	0	0	0
West Oxford Elementary	1	0	0	0	0	0	0
Wilton Elementary	1	0	0	0	0	0	0

PSU TOTALS							
All Surveyed Schools	16	0	0	0	0	0	0

PROJECTED COSTS

Granville County Schools

	Total Required Buildings (assumed)	Devices Required for each Building (assumed)	Total Devices	Unit Cost for each Device	Installation Cost for each Building	Total Estimate
Carbon Monoxide Alarms						
Granville County Schools	40	10	400	\$800	\$2,500	\$420,000

	Total Required Buildings (assumed)	Testing Required for each Building (assumed)	Total Testing Units	Unit Cost for each Test	Testing Cost for each Building	Total Estimate
Radon Gas Testing						
Granville County Schools	40	20	800	\$250	\$1,000	\$240,000

SURVEY DATA

Greene County Schools

<i>Greene County Schools</i>	<i>Total Number School Campuses</i>	<i>Total Number Existing Campus Buildings</i>	<i>Total Number Existing Classroom Buildings</i>	<i>Classroom Buildings w/Fuel Burning Appliances</i>	<i>Classroom Buildings w/Fuel Burning Mechanical</i>	<i>Classroom Buildings w/Carbon Monoxide Alarms</i>	<i>Classroom Buildings w/Radon Gas System</i>
Greene Central High School	1	4	3	3	3	1	0
Greene County Middle School	1	3	3	3	0	0	0
Greene Early College High School	1	2	2	2	2	0	0
Greene County Intermediate School	1	3	1	2	2	0	0
Snow Hill Primary School	1	1	1	1	1	0	0
West Greene Elementary School	1	3	2	3	3	0	0

<i>PSU TOTALS</i>							
All Surveyed Schools	6	16	12	14	11	1	0

PROJECTED COSTS

Greene County Schools

<i>Carbon Monoxide Alarms</i>	<i>Total Required Buildings (assumed)</i>	<i>Devices Required for each Building (assumed)</i>	<i>Total Devices</i>	<i>Unit Cost for each Device</i>	<i>Installation Cost for each Building</i>	<i>Total Estimate</i>
Greene County Schools	13	10	130	\$800	\$2,500	\$136,500

<i>Radon Gas Testing</i>	<i>Total Required Buildings (assumed)</i>	<i>Testing Required for each Building (assumed)</i>	<i>Total Testing Units</i>	<i>Unit Cost for each Test</i>	<i>Testing Cost for each Building</i>	<i>Total Estimate</i>
Greene County Schools	16	20	320	\$250	\$1,000	\$96,000

SURVEY DATA

Guilford County Schools	Total Number School Campuses	Total Number Existing Campus Buildings	Total Number Existing Classroom Buildings	Classroom Buildings w/Fuel Burning Appliances	Classroom Buildings w/Fuel Burning Mechanical	Classroom Buildings w/Carbon Monoxide Alarms	Classroom Buildings w/Radon Gas System
Sylvia Mendez Newcomers School	1	0	0	0	0	0	0
Guilford eLearning University Prep	1	0	0	0	0	0	0
Alamance Elementary School	1	0	0	0	0	0	0
Edwin A Alderman Elementary School	1	0	0	0	0	0	0
Allen Jay Elementary School	1	0	0	0	0	0	0
Allen Jay Middle School - A Preparatory Academy	1	0	0	0	0	0	0
Southern Guilford Middle School	1	0	0	0	0	0	0
Allen Middle School	1	0	0	0	0	0	0
T. Wingate Andrews High School	1	0	0	0	0	0	0
Archer Elementary School	1	0	0	0	0	0	0
Dr Melvin C Swann Jr Middle School	1	0	0	0	0	0	0
Bessemer Elementary School	1	0	0	0	0	0	0
Bluford Science, Technology, Engineering, Mathematics	1	0	0	0	0	0	0
Brightwood Elementary School	1	0	0	0	0	0	0
Brooks Global Studies School	1	0	0	0	0	0	0
Monticello-Brown Summit Elementary School	1	0	0	0	0	0	0
Brown Summit Middle School	1	0	0	0	0	0	0
Claxton Elementary School	1	0	0	0	0	0	0
Colfax Elementary School	1	0	0	0	0	0	0
Ceasar Cone Elementary School	1	0	0	0	0	0	0
James Benson Dudley High School	1	0	0	0	0	0	0
Eastern Guilford High School	1	0	0	0	0	0	0
Erwin Montessori School	1	0	0	0	0	0	0
Fairview Elementary School	1	0	0	0	0	0	0
Waldo C. Falkener Sr Elementary	1	0	0	0	0	0	0
Ferndale Middle School	1	0	0	0	0	0	0
Florence Elementary School	1	0	0	0	0	0	0
Julius I. Foust Elementary School	1	0	0	0	0	0	0
Cyrus P. Frazier Elementary School	1	0	0	0	0	0	0
Gateway Education Center	1	0	0	0	0	0	0
Gibsonville Elementary School	1	0	0	0	0	0	0
Gillespie Park Elementary School	1	0	0	0	0	0	0
General Greene Elementary School	1	0	0	0	0	0	0
Greensboro College Middle College	1	0	0	0	0	0	0
William Penn - Alfred J. Griffin School for the Arts	1	0	0	0	0	0	0
Grimsley High School	1	0	0	0	0	0	0
The Early College at Guilford College	1	0	0	0	0	0	0
Western Guilford Middle School	1	0	0	0	0	0	0
Doris Henderson Newcomers School	1	0	0	0	0	0	0
Early/Middle College at GTCC - Greensboro	1	0	0	0	0	0	0
Guilford Elementary School	1	0	0	0	0	0	0
GTCC Early/Middle College - Jamestown	1	0	0	0	0	0	0
Otis L. Hairston Sr Middle School	1	0	0	0	0	0	0
High Point Central High School	1	0	0	0	0	0	0
The Kearns Academy at Central	1	0	0	0	0	0	0
Early Middle College at GTCC - High Point	1	0	0	0	0	0	0
Hunter Elementary School	1	0	0	0	0	0	0

SURVEY DATA

Guilford County Schools

<i>Guilford County Schools</i>	<i>Total Number School Campuses</i>	<i>Total Number Existing Campus Buildings</i>	<i>Total Number Existing Classroom Buildings</i>	<i>Classroom Buildings w/Fuel Burning Appliances</i>	<i>Classroom Buildings w/Fuel Burning Mechanical</i>	<i>Classroom Buildings w/Carbon Monoxide Alarms</i>	<i>Classroom Buildings w/Radon Gas System</i>
Irving Park Elementary School	1	0	0	0	0	0	0
Jackson Middle School	1	0	0	0	0	0	0
Jamestown Elementary School	1	0	0	0	0	0	0
Jamestown Middle School	1	0	0	0	0	0	0
Jefferson Elementary School	1	0	0	0	0	0	0
Jesse Wharton Elementary School	1	0	0	0	0	0	0
Johnson Street Global Studies	1	0	0	0	0	0	0
David D. Jones Elementary School	1	0	0	0	0	0	0
James Y. Joyner Elementary School	1	0	0	0	0	0	0
John R. Kernodle Jr. Middle School	1	0	0	0	0	0	0
Kirkman Park Elementary School	1	0	0	0	0	0	0
Kiser Middle School	1	0	0	0	0	0	0
The Academy at Lincoln	1	0	0	0	0	0	0
John Van Lindley Elementary School	1	0	0	0	0	0	0
Madison Elementary School	1	0	0	0	0	0	0
Sarah Walden Herbin-Dale J. Metz Education C	1	0	0	0	0	0	0
Christine Joyner Greene Education Center	1	0	0	0	0	0	0
Eastern Guilford Middle School	1	0	0	0	0	0	0
McLeansville Elementary School	1	0	0	0	0	0	0
Ronald E. McNair Elementary School	1	0	0	0	0	0	0
Mendenhall Middle School	1	0	0	0	0	0	0
Meredith Leigh Haynes - Bennie Lee Inman Ed	1	0	0	0	0	0	0
Millis Road Elementary School	1	0	0	0	0	0	0
Montlieu Elementary Academy of Technology	1	0	0	0	0	0	0
Morehead Elementary School	1	0	0	0	0	0	0
Murphey Traditional Academy	1	0	0	0	0	0	0
Nathanael Greene Elementary School	1	0	0	0	0	0	0
A&T Four Middle College at NC A&T State Uni	1	0	0	0	0	0	0
Northeast Guilford High School	1	0	0	0	0	0	0
Northern Guilford Elementary School	1	0	0	0	0	0	0
Northeast Guilford Middle School	1	0	0	0	0	0	0
Northern Guilford Middle School	1	0	0	0	0	0	0
Northern Guilford High School	1	0	0	0	0	0	0
Northwest Guilford High School	1	0	0	0	0	0	0
E.P. Pearce Elementary School	1	0	0	0	0	0	0
Northwest Guilford Middle School	1	0	0	0	0	0	0
Northwood Elementary School	1	0	0	0	0	0	0
Oak Hill Elementary School	1	0	0	0	0	0	0
Oak Ridge Elementary School	1	0	0	0	0	0	0
Oak View Elementary School	1	0	0	0	0	0	0
Walter Hines Page High School	1	0	0	0	0	0	0
Parkview Village Elementary Expressive Arts N	1	0	0	0	0	0	0
Clara J Peck Elementary School	1	0	0	0	0	0	0
Pilot Elementary School	1	0	0	0	0	0	0
Pleasant Garden Elementary School	1	0	0	0	0	0	0
Lucy Ragsdale High School	1	0	0	0	0	0	0
Reedy Fork Elementary School	1	0	0	0	0	0	0

SURVEY DATA

<i>Guilford County Schools</i>	<i>Total Number School Campuses</i>	<i>Total Number Existing Campus Buildings</i>	<i>Total Number Existing Classroom Buildings</i>	<i>Classroom Buildings w/Fuel Burning Appliances</i>	<i>Classroom Buildings w/Fuel Burning Mechanical</i>	<i>Classroom Buildings w/Carbon Monoxide Alarms</i>	<i>Classroom Buildings w/Radon Gas System</i>
Rankin Elementary School	1	0	0	0	0	0	0
SCALE - Greensboro	1	0	0	0	0	0	0
Dean B. Pruette SCALE Academy	1	0	0	0	0	0	0
Sedalia Elementary School	1	0	0	0	0	0	0
Sedgefield Elementary School	1	0	0	0	0	0	0
Shadybrook Elementary School	1	0	0	0	0	0	0
George C Simkins Jr Elementary School	1	0	0	0	0	0	0
Ben L. Smith High School	1	0	0	0	0	0	0
The Academy at Ben L Smith High School	1	0	0	0	0	0	0
Southeast Guilford High School	1	0	0	0	0	0	0
Southeast Guilford Middle School	1	0	0	0	0	0	0
Southern Elementary School	1	0	0	0	0	0	0
Southern Guilford High School	1	0	0	0	0	0	0
Southwest Elementary School	1	0	0	0	0	0	0
Southwest Guilford High School	1	0	0	0	0	0	0
Southwest Guilford Middle School	1	0	0	0	0	0	0
Sternberger Elementary School	1	0	0	0	0	0	0
STEM Early College at NC A&T SU	1	0	0	0	0	0	0
Stokesdale Elementary School	1	0	0	0	0	0	0
Summerfield Elementary School	1	0	0	0	0	0	0
Sumner Elementary School	1	0	0	0	0	0	0
Triangle Lake Montessori Elementary School	1	0	0	0	0	0	0
Middle College at UNCG	1	0	0	0	0	0	0
Union Hill Elementary School	1	0	0	0	0	0	0
Vandalia Elementary School	1	0	0	0	0	0	0
Washington Montessori School	1	0	0	0	0	0	0
Weaver Academy for Performing/Visual Arts &	1	0	0	0	0	0	0
Welborn Academy of Science & Technology	1	0	0	0	0	0	0
Western Guilford High School	1	0	0	0	0	0	0
Calvin Wiley Elementary School	1	0	0	0	0	0	0

PSU TOTALS							
All Surveyed Schools	124	0	0	0	0	0	137

PROJECTED COSTS

Guilford County Schools

		Total Required Buildings (assumed)	Devices Required for each Building (assumed)	Total Devices	Unit Cost for each Device	Installation Cost for each Building	Total Estimate
Carbon Monoxide Alarms							
Guilford County Schools		310	10	3100	\$800	\$2,500	\$3,255,000

		Total Required Buildings (assumed)	Testing Required for each Building (assumed)	Total Testing Units	Unit Cost for each Test	Testing Cost for each Building	Total Estimate
Radon Gas Testing							
Guilford County Schools		310	20	6200	\$250	\$1,000	\$1,860,000

DRAFT

SURVEY DATA

Halifax County Schools

	Total Number School Campuses	Total Number Existing Campus Buildings	Total Number Existing Classroom Buildings	Classroom Buildings w/Fuel Burning Appliances	Classroom Buildings w/Fuel Burning Mechanical	Classroom Buildings w/Carbon Monoxide Alarms	Classroom Buildings w/Radon Gas System
Halifax County Schools							
Aurelian Springs Institute of Global Learning	1	0	0	0	0	0	0
Scotland Neck Elementary Leadership Academy	1	0	0	0	0	0	0
Enfield Middle S.T.E.A.M. Academy	1	0	0	0	0	0	0
Everetts Elementary S.T.E.M. Academy	1	0	0	0	0	0	0
Hollister Elementary Leadership Academy	1	0	0	0	0	0	0
Inborden Elementary S.T.E.A.M. Academy	1	0	0	0	0	0	0
Northwest Halifax Collegiate and Technical Academy	1	0	0	0	0	0	0
Pittman Elementary Leadership Academy	1	0	0	0	0	0	0
Southeast Halifax Collegiate Prep Academy	1	0	0	0	0	0	0
William R Davie Middle S.T.E.M. Academy	1	0	0	0	0	0	0
Halifax County Early College High School	1	0	0	0	0	0	0

PSU TOTALS							
All Surveyed Schools	11	0	0	0	0	0	0

PROJECTED COSTS

Halifax County Schools

	Total Required Buildings (assumed)	Devices Required for each Building (assumed)	Total Devices	Unit Cost for each Device	Installation Cost for each Building	Total Estimate
Carbon Monoxide Alarms						
Halifax County Schools	28	10	275	\$800	\$2,500	\$288,750

	Total Required Buildings (assumed)	Testing Required for each Building (assumed)	Total Testing Units	Unit Cost for each Test	Testing Cost for each Building	Total Estimate
Radon Gas Testing						
Halifax County Schools	28	20	550	\$250	\$1,000	\$165,000

SURVEY DATA

Roanoke Rapids City Schools

	<i>Total Number School Campuses</i>	<i>Total Number Existing Campus Buildings</i>	<i>Total Number Existing Classroom Buildings</i>	<i>Classroom Buildings w/Fuel Burning Appliances</i>	<i>Classroom Buildings w/Fuel Burning Mechanical</i>	<i>Classroom Buildings w/Carbon Monoxide Alarms</i>	<i>Classroom Buildings w/Radon Gas System</i>
Roanoke Rapids City Schools							
Belmont Elementary School	1	1	1	1	1	1	0
John Armstrong Chaloner Middle School	1	6	2	0	1	1	0
Roanoke Rapids High School	1	7	6	2	4	4	0
William L Manning Elementary School	1	1	1	1	1	1	0
Roanoke Rapids Early College High School	1	1	1	0	1	1	0

PSU TOTALS							
All Surveyed Schools	5	16	11	4	8	8	0

PROJECTED COSTS

Roanoke Rapids City Schools

	<i>Total Required Buildings (assumed)</i>	<i>Devices Required for each Building (assumed)</i>	<i>Total Devices</i>	<i>Unit Cost for each Device</i>	<i>Installation Cost for each Building</i>	<i>Total Estimate</i>
Carbon Monoxide Alarms						
Roanoke Rapids City Schools	5	10	50	\$800	\$2,500	\$52,500

	<i>Total Required Buildings (assumed)</i>	<i>Testing Required for each Building (assumed)</i>	<i>Total Testing Units</i>	<i>Unit Cost for each Test</i>	<i>Testing Cost for each Building</i>	<i>Total Estimate</i>
Radon Gas Testing						
Roanoke Rapids City Schools	16	20	320	\$250	\$1,000	\$96,000

SURVEY DATA

Weldon City Schools

	<i>Total Number School Campuses</i>	<i>Total Number Existing Campus Buildings</i>	<i>Total Number Existing Classroom Buildings</i>	<i>Classroom Buildings w/Fuel Burning Appliances</i>	<i>Classroom Buildings w/Fuel Burning Mechanical</i>	<i>Classroom Buildings w/Carbon Monoxide Alarms</i>	<i>Classroom Buildings w/Radon Gas System</i>
Weldon City Schools							
Roanoke Valley Early College High School	1	0	0	0	0	0	0
Weldon Elementary Global Academy	1	0	0	0	0	0	0
Weldon STEM High School Career Academies	1	0	0	0	0	0	0
Weldon Middle	1	0	0	0	0	0	0

PSU TOTALS							
All Surveyed Schools	4	0	0	0	0	0	0

PROJECTED COSTS

Weldon City Schools

		<i>Total Required Buildings (assumed)</i>	<i>Devices Required for each Building (assumed)</i>	<i>Total Devices</i>	<i>Unit Cost for each Device</i>	<i>Installation Cost for each Building</i>	<i>Total Estimate</i>
Carbon Monoxide Alarms							
Weldon City Schools		10	10	100	\$800	\$2,500	\$105,000

		<i>Total Required Buildings (assumed)</i>	<i>Testing Required for each Building (assumed)</i>	<i>Total Testing Units</i>	<i>Unit Cost for each Test</i>	<i>Testing Cost for each Building</i>	<i>Total Estimate</i>
Radon Gas Testing							
Weldon City Schools		10	20	200	\$250	\$1,000	\$60,000

SURVEY DATA

Harnett County Schools

<i>Harnett County Schools</i>	<i>Total Number School Campuses</i>	<i>Total Number Existing Campus Buildings</i>	<i>Total Number Existing Classroom Buildings</i>	<i>Classroom Buildings w/Fuel Burning Appliances</i>	<i>Classroom Buildings w/Fuel Burning Mechanical</i>	<i>Classroom Buildings w/Carbon Monoxide Alarms</i>	<i>Classroom Buildings w/Radon Gas System</i>
Anderson Creek Primary	1	4	4	0	1	0	0
Angier Elementary	1	1	1	0	1	0	0
Benhaven Elementary	1	8	8	1	1	1	0
Boone Trail Elementary	1	2	1	0	1	0	0
Buies Creek Elementary	1	11	11	0	1	1	0
Coats Elementary	1	8	8	0	1	0	0
Coats-Erwin Middle	1	1	1	1	1	0	0
Dunn Middle	1	1	1	1	1	0	0
Erwin Elementary	1	1	1	1	1	0	0
Harnett County Early College	1	5	4	0	0	0	0
Dunn Elementary	1	2	2	0	1	0	0
STAR Academy	1	3	2	0	1	0	0
Harnett Central High	1	11	9	1	1	0	0
Harnett Central Middle	1	17	17	0	1	0	0
Johnsonville Elementary	1	13	13	0	0	0	0
Highland Elementary	1	27	27	0	1	0	0
Highland Middle School	1	4	4	0	0	0	0
Northwest Harnett Elementary	1	1	1	0	0	0	0
LaFayette Elementary School	1	7	7	0	2	0	0
Lillington-Shawtown Elementary	1	13	13	0	1	0	0
North Harnett Primary	1	3	3	0	1	0	0
Overhills Elementary	1	21	21	0	1	0	0
Overhills Middle	1	2	2	0	1	0	0
Overhills High	1	14	11	0	0	0	0
South Harnett Elementary	1	3	3	0	1	0	0
Triton High	1	10	8	1	1	0	0
Western Harnett High	1	12	10	1	1	0	0
Harnett Virtual Academy	1	7	7	0	2	0	0
Western Harnett Middle	1	1	1	0	1	0	0

PSU TOTALS							
All Surveyed Schools	29	213	201	7	26	2	0

PROJECTED COSTS

Harnett County Schools

		Total Required Buildings (assumed)	Devices Required for each Building (assumed)	Total Devices	Unit Cost for each Device	Installation Cost for each Building	Total Estimate
Carbon Monoxide Alarms							
Harnett County Schools		73	10	725	\$800	\$2,500	\$761,250

		Total Required Buildings (assumed)	Testing Required for each Building (assumed)	Total Testing Units	Unit Cost for each Test	Testing Cost for each Building	Total Estimate
Radon Gas Testing							
Harnett County Schools		213	20	4260	\$250	\$1,000	\$1,278,000

DRAFT

SURVEY DATA

Haywood County Schools

	Total Number School Campuses	Total Number Existing Campus Buildings	Total Number Existing Classroom Buildings	Classroom Buildings w/Fuel Burning Appliances	Classroom Buildings w/Fuel Burning Mechanical	Classroom Buildings w/Carbon Monoxide Alarms	Classroom Buildings w/Radon Gas System
Haywood County Schools							
Bethel Elementary School	1	0	0	0	0	0	0
Bethel Middle School	1	0	0	0	0	0	0
Canton Middle School	1	0	0	0	0	0	0
Central Haywood High School	1	0	0	0	0	0	0
Clyde Elementary School	1	0	0	0	0	0	0
Riverbend Elementary School	1	0	0	0	0	0	0
Haywood Early College	1	0	0	0	0	0	0
Hazelwood Elementary School	1	0	0	0	0	0	0
Jonathan Valley Elementary School	1	0	0	0	0	0	0
Junaluska Elementary School	1	0	0	0	0	0	0
Meadowbrook Elementary School	1	0	0	0	0	0	0
North Canton Elementary School	1	0	0	0	0	0	0
Pisgah High School	1	0	0	0	0	0	0
Tuscola High School	1	0	0	0	0	0	0
Waynesville Middle School	1	0	0	0	0	0	0

PSU TOTALS							
All Surveyed Schools	15	0	0	0	0	0	0

PROJECTED COSTS

Haywood County Schools

	Total Required Buildings (assumed)	Devices Required for each Building (assumed)	Total Devices	Unit Cost for each Device	Installation Cost for each Building	Total Estimate
Carbon Monoxide Alarms						
Haywood County Schools	38	10	375	\$800	\$2,500	\$393,750

	Total Required Buildings (assumed)	Testing Required for each Building (assumed)	Total Testing Units	Unit Cost for each Test	Testing Cost for each Building	Total Estimate
Radon Gas Testing						
Haywood County Schools	38	20	750	\$250	\$1,000	\$225,000

SURVEY DATA

Henderson County Schools

<i>Henderson County Schools</i>	<i>Total Number School Campuses</i>	<i>Total Number Existing Campus Buildings</i>	<i>Total Number Existing Classroom Buildings</i>	<i>Classroom Buildings w/Fuel Burning Appliances</i>	<i>Classroom Buildings w/Fuel Burning Mechanical</i>	<i>Classroom Buildings w/Carbon Monoxide Alarms</i>	<i>Classroom Buildings w/Radon Gas System</i>
Apple Valley Middle	1	2	2	2	1	0	0
Atkinson Elementary	1	1	1	1	1	0	0
Bruce Drysdale Elementary	1	1	1	1	1	0	0
Clear Creek Elementary	1	1	1	1	1	0	0
Dana Elementary	1	1	1	1	1	0	0
East Henderson High	1	7	5	3	2	0	0
Edneyville Elementary	1	1	1	1	1	0	0
Etowah Elementary	1	1	1	1	1	0	0
Flat Rock Middle	1	1	1	1	1	0	0
Fletcher Elementary	1	1	1	1	1	0	0
Hendersonville Elementary	1	1	1	1	1	0	0
Hendersonville High	1	2	2	2	2	0	0
Hendersonville Middle	1	1	1	1	1	0	0
Hillandale Elementary	1	1	1	1	1	0	0
Glenn C Marlow Elementary	1	1	1	1	1	0	0
Mills River Elementary	1	1	1	1	1	0	0
North Henderson High	1	2	2	2	2	0	0
Rugby Middle	1	1	1	1	1	0	0
Henderson County Career Academy	1	1	1	0	1	0	0
Sugarloaf Elementary	1	1	1	1	1	0	0
Upward Elementary	1	1	1	1	1	0	0
West Henderson High	1	2	2	2	1	0	0
Henderson County Early College	1	1	1	1	1	0	0

<i>PSU TOTALS</i>							
All Surveyed Schools	23	33	31	28	26	0	0

PROJECTED COSTS

Henderson County Schools

<i>Carbon Monoxide Alarms</i>	<i>Total Required Buildings (assumed)</i>	<i>Devices Required for each Building (assumed)</i>	<i>Total Devices</i>	<i>Unit Cost for each Device</i>	<i>Installation Cost for each Building</i>	<i>Total Estimate</i>
Henderson County Schools	28	10	280	\$800	\$2,500	\$294,000

<i>Radon Gas Testing</i>	<i>Total Required Buildings (assumed)</i>	<i>Testing Required for each Building (assumed)</i>	<i>Total Testing Units</i>	<i>Unit Cost for each Test</i>	<i>Testing Cost for each Building</i>	<i>Total Estimate</i>
Henderson County Schools	33	20	660	\$250	\$1,000	\$198,000

SURVEY DATA

Hertford County Schools

	<i>Total Number School Campuses</i>	<i>Total Number Existing Campus Buildings</i>	<i>Total Number Existing Classroom Buildings</i>	<i>Classroom Buildings w/Fuel Burning Appliances</i>	<i>Classroom Buildings w/Fuel Burning Mechanical</i>	<i>Classroom Buildings w/Carbon Monoxide Alarms</i>	<i>Classroom Buildings w/Radon Gas System</i>
Hertford County Schools							
Ahoskie Elementary School	1	1	1	1	1	1	0
Bearfield Primary School	1	1	1	1	1	1	0
Hertford County Middle School	1	4	4	1	0	0	0
Hertford County High School	1	3	3	1	0	0	0
Hertford County Early College High School	1	3	3	0	0	0	0
Riverview Elementary School	1	3	3	0	1	0	0
CS Brown High School - STEM Program	1	1	1	0	1	0	0

PSU TOTALS							
All Surveyed Schools	7	16	16	4	4	2	0

PROJECTED COSTS

Hertford County Schools

	<i>Total Required Buildings (assumed)</i>	<i>Devices Required for each Building (assumed)</i>	<i>Total Devices</i>	<i>Unit Cost for each Device</i>	<i>Installation Cost for each Building</i>	<i>Total Estimate</i>
Carbon Monoxide Alarms						
Hertford County Schools	7	10	70	\$800	\$2,500	\$73,500

	<i>Total Required Buildings (assumed)</i>	<i>Testing Required for each Building (assumed)</i>	<i>Total Testing Units</i>	<i>Unit Cost for each Test</i>	<i>Testing Cost for each Building</i>	<i>Total Estimate</i>
Radon Gas Testing						
Hertford County Schools	16	20	320	\$250	\$1,000	\$96,000

SURVEY DATA

Hoke County Schools

	Total Number School Campuses	Total Number Existing Campus Buildings	Total Number Existing Classroom Buildings	Classroom Buildings w/Fuel Burning Appliances	Classroom Buildings w/Fuel Burning Mechanical	Classroom Buildings w/Carbon Monoxide Alarms	Classroom Buildings w/Radon Gas System
Hoke County Schools							
Don D Steed Elementary	1	0	0	0	0	0	0
Hoke County High	1	0	0	0	0	0	0
J W McLauchlin Elementary	1	0	0	0	0	0	0
West Hoke Middle	1	0	0	0	0	0	0
Scurlock Elementary	1	0	0	0	0	0	0
Hawk Eye Elementary	1	0	0	0	0	0	0
East Hoke Middle	1	0	0	0	0	0	0
West Hoke Elementary	1	0	0	0	0	0	0
Rockfish Hoke Elementary	1	0	0	0	0	0	0
J W Turlington Alternative	1	0	0	0	0	0	0
Upchurch Elementary	1	0	0	0	0	0	0
Sandy Grove Elementary	1	0	0	0	0	0	0
Sandy Grove Middle School	1	0	0	0	0	0	0
SandHoke Early College High School	1	0	0	0	0	0	0

PSU TOTALS							
All Surveyed Schools	14	0	0	0	0	0	0

PROJECTED COSTS

Hoke County Schools

	Total Required Buildings (assumed)	Devices Required for each Building (assumed)	Total Devices	Unit Cost for each Device	Installation Cost for each Building	Total Estimate
Carbon Monoxide Alarms						
Hoke County Schools	35	10	350	\$800	\$2,500	\$367,500

	Total Required Buildings (assumed)	Testing Required for each Building (assumed)	Total Testing Units	Unit Cost for each Test	Testing Cost for each Building	Total Estimate
Radon Gas Testing						
Hoke County Schools	35	20	700	\$250	\$1,000	\$210,000

SURVEY DATA

Hyde County Schools

	Total Number School Campuses	Total Number Existing Campus Buildings	Total Number Existing Classroom Buildings	Classroom Buildings w/Fuel Burning Appliances	Classroom Buildings w/Fuel Burning Mechanical	Classroom Buildings w/Carbon Monoxide Alarms	Classroom Buildings w/Radon Gas System
Hyde County Schools							
Mattamuskeet School	1	10	10	2	1	0	0
Ocracoke School	1	5	5	1	5	0	0
Hyde Academy	1	2	2	1	1	0	0

PSU TOTALS							
All Surveyed Schools	3	17	17	4	7	0	0

PROJECTED COSTS

Hyde County Schools

		Total Required Buildings (assumed)	Devices Required for each Building (assumed)	Total Devices	Unit Cost for each Device	Installation Cost for each Building	Total Estimate
Carbon Monoxide Alarms							
Hyde County Schools		7	10	70	\$800	\$2,500	\$73,500

		Total Required Buildings (assumed)	Testing Required for each Building (assumed)	Total Testing Units	Unit Cost for each Test	Testing Cost for each Building	Total Estimate
Radon Gas Testing							
Hyde County Schools		17	20	340	\$250	\$1,000	\$102,000

SURVEY DATA

Iredell-Statesville Schools

<i>Iredell-Statesville Schools</i>	<i>Total Number School Campuses</i>	<i>Total Number Existing Campus Buildings</i>	<i>Total Number Existing Classroom Buildings</i>	<i>Classroom Buildings w/Fuel Burning Appliances</i>	<i>Classroom Buildings w/Fuel Burning Mechanical</i>	<i>Classroom Buildings w/Carbon Monoxide Alarms</i>	<i>Classroom Buildings w/Radon Gas System</i>
Agriculture and Science Early College	1	3	3	2	1	2	0
Woodland Heights Middle School	1	1	1	1	1	1	0
Career Academy and Technical School	1	5	4	2	2	2	0
Celeste Henkel Elementary School	1	2	2	1	1	1	0
Central Elementary School	1	3	3	2	2	2	0
Coddle Creek Elementary School	1	1	1	1	1	1	0
Cloverleaf Elementary School	1	2	2	1	1	1	0
Collaborative College for Technology and Learning	1	2	2	0	0	0	0
Cool Spring Elementary School	1	1	1	1	1	1	0
Discovery Program at The Springs	1	2	2	2	2	2	0
East Iredell Elementary School	1	3	3	2	2	2	0
East Iredell Middle School	1	1	1	1	1	1	0
Harmony Elementary School	1	3	2	1	1	1	0
Iredell-Statesville Schools Virtual Academy	1	1	1	0	0	0	0
Lake Norman High School	1	8	3	1	1	1	0
Lake Norman Elementary School	1	2	2	1	1	1	0
Lakeshore Elementary School	1	2	2	1	1	1	0
Lakeshore Middle School	1	1	1	1	1	1	0
The Brawley School	1	3	3	2	2	2	0
N B Mills Elementary School	1	1	1	1	1	1	0
North Iredell High School	1	17	14	7	7	7	0
Oakwood Middle IB School	1	1	1	1	1	1	0
Scotts Elementary School	1	2	2	1	2	2	0
North Iredell Middle School	1	1	1	1	1	1	0
Northview Academy	1	6	6	1	1	1	0
Third Creek Middle School	1	1	1	1	1	1	0
Statesville High School	1	5	3	2	2	2	0
Crossroads Arts and Sciences Early College	1	1	1	1	1	1	0
Sharon Elementary School	1	2	2	0	0	0	0
Shepherd Elementary School	1	3	3	1	1	1	0
South Iredell High School	1	17	14	6	6	6	0
Third Creek Elementary School	1	1	1	1	1	1	0
Troutman Elementary School	1	1	1	1	1	1	0
Troutman Middle School	1	5	4	3	3	3	0
Union Grove Elementary School	1	2	2	1	1	1	0
West Iredell High School	1	6	6	3	3	3	0
West Iredell Middle School	1	4	4	1	1	1	0
Woodland Heights Elementary School	1	2	2	1	1	1	0

PSU TOTALS							
All Surveyed Schools	38	124	108	57	57	58	0

PROJECTED COSTS

Iredell-Statesville Schools

		Total Required Buildings (assumed)	Devices Required for each Building (assumed)	Total Devices	Unit Cost for each Device	Installation Cost for each Building	Total Estimate
Carbon Monoxide Alarms							
Iredell-Statesville Schools		54	10	540	\$800	\$2,500	\$567,000

		Total Required Buildings (assumed)	Testing Required for each Building (assumed)	Total Testing Units	Unit Cost for each Test	Testing Cost for each Building	Total Estimate
Radon Gas Testing							
Iredell-Statesville Schools		124	20	2480	\$250	\$1,000	\$744,000

DRAFT

SURVEY DATA

Mooreville Graded School District

	Total Number School Campuses	Total Number Existing Campus Buildings	Total Number Existing Classroom Buildings	Classroom Buildings w/Fuel Burning Appliances	Classroom Buildings w/Fuel Burning Mechanical	Classroom Buildings w/Carbon Monoxide Alarms	Classroom Buildings w/Radon Gas System
Mooreville Graded School District							
East Mooreville Intermediate School	1	1	1	0	1	0	0
NF Woods Campus	1	3	2	0	2	0	0
Mooreville Intermediate School	1	1	1	0	1	0	0
Mooreville Middle School	1	1	1	0	1	0	0
Mooreville High School	1	2	2	0	2	0	0
Park View Elementary School	1	1	2	0	2	1	0
Rocky River Elementary School	1	1	2	0	2	1	0
Selma Burke Middle School	1	1	1	0	1	1	0
South Elementary School	1	1	4	0	4	1	0

PSU TOTALS							
All Surveyed Schools	9	12	16	0	16	4	0

PROJECTED COSTS

Mooreville Graded School District

	Total Required Buildings (assumed)	Devices Required for each Building (assumed)	Total Devices	Unit Cost for each Device	Installation Cost for each Building	Total Estimate
Carbon Monoxide Alarms						
Mooreville Graded School District	12	10	120	\$800	\$2,500	\$126,000

	Total Required Buildings (assumed)	Testing Required for each Building (assumed)	Total Testing Units	Unit Cost for each Test	Testing Cost for each Building	Total Estimate
Radon Gas Testing						
Mooreville Graded School District	12	20	240	\$250	\$1,000	\$72,000

SURVEY DATA

Jackson County Public Schools

	Total Number School Campuses	Total Number Existing Campus Buildings	Total Number Existing Classroom Buildings	Classroom Buildings w/Fuel Burning Appliances	Classroom Buildings w/Fuel Burning Mechanical	Classroom Buildings w/Carbon Monoxide Alarms	Classroom Buildings w/Radon Gas System
Jackson County Public Schools							
Blue Ridge Early College	1	1	1	1	1	0	0
Cullowhee Valley School	1	1	1	1	1	0	0
Fairview School	1	3	3	3	2	0	0
Blue Ridge School	1	1	1	1	1	0	0
Jackson County Early College	1	1	1	0	0	0	0
Jackson Community School	1	2	2	0	0	0	0
Scotts Creek School	1	1	1	1	1	0	0
Smokey Mountain Elementary	1	1	1	0	0	0	0
Smoky Mountain High School	1	9	9	4	4	0	0

PSU TOTALS							
All Surveyed Schools	9	20	20	11	10	0	0

PROJECTED COSTS

Jackson County Public Schools

	Total Required Buildings (assumed)	Devices Required for each Building (assumed)	Total Devices	Unit Cost for each Device	Installation Cost for each Building	Total Estimate
Carbon Monoxide Alarms						
Jackson County Public Schools	11	10	110	\$800	\$2,500	\$115,500

	Total Required Buildings (assumed)	Testing Required for each Building (assumed)	Total Testing Units	Unit Cost for each Test	Testing Cost for each Building	Total Estimate
Radon Gas Testing						
Jackson County Public Schools	20	20	400	\$250	\$1,000	\$120,000

SURVEY DATA

<i>Johnston County Public Schools</i>	<i>Total Number School Campuses</i>	<i>Total Number Existing Campus Buildings</i>	<i>Total Number Existing Classroom Buildings</i>	<i>Classroom Buildings w/Fuel Burning Appliances</i>	<i>Classroom Buildings w/Fuel Burning Mechanical</i>	<i>Classroom Buildings w/Carbon Monoxide Alarms</i>	<i>Classroom Buildings w/Radon Gas System</i>
Benson Elementary	1	1	1	0	0	0	0
Benson Middle	1	1	1	0	0	0	0
Choice Plus Academy	1	2	1	0	1	1	0
Clayton High	1	4	3	0	0	2	0
Johnston County Schools Career Technical Lea	1	1	1	0	0	1	0
West Clayton Elementary	1	2	2	0	0	0	0
Cleveland High School	1	2	1	0	0	1	0
Cleveland Elementary	1	1	1	0	0	0	0
Cleveland Middle	1	1	1	0	0	1	0
Cooper Academy	1	3	3	0	1	3	0
Corinth-Holders Elementary	1	2	2	0	0	1	0
Corinth Holders High School	1	2	1	0	0	1	0
Dixon Road Elementary	1	1	1	0	0	0	0
East Clayton Elementary	1	1	1	0	0	0	0
Four Oaks Elementary	1	2	2	0	0	0	0
Four Oaks Middle	1	1	1	0	0	1	0
Micro Elementary School	1	2	2	0	0	1	0
North Johnston Middle	1	1	1	0	0	1	0
Glendale-Kenly Elementary	1	1	1	0	0	0	0
McGee's Crossroads Elementary	1	1	1	0	0	0	0
McGee's Crossroads Middle	1	1	1	0	0	1	0
Meadow School	1	1	1	0	0	1	0
Archer Lodge Middle	1	1	1	0	0	1	0
JCPS Virtual Academy	1	1	0	0	0	0	0
Johnston County Early College Academy	1	1	1	0	0	1	0
North Johnston High	1	2	1	0	0	2	0
Pine Level Elementary	1	1	1	0	0	1	0
Powhatan Elementary	1	1	1	0	0	1	0
Princeton Elementary	1	1	1	0	0	1	0
Princeton Middle/High	1	5	3	0	0	3	0
River Dell Elementary	1	1	1	0	0	1	0
Riverwood Elementary	1	1	1	0	0	1	0
Riverwood Middle	1	1	1	0	0	1	0
The Innovation Academy at South Campus	1	2	1	0	0	2	0
Thanksgiving Elementary School	1	1	1	0	0	1	0
Selma Elementary	1	2	2	0	0	1	0
Selma Middle School	1	1	1	0	0	0	0
West Smithfield Elementary	1	1	1	0	0	1	0
Smithfield Middle	1	1	1	0	1	1	0
Smithfield-Selma High	1	2	1	0	0	1	0
South Johnston High	1	2	2	0	0	2	0
South Smithfield Elementary	1	2	2	0	0	0	0
West Johnston High	1	2	1	0	0	1	0
Wilson's Mills Elementary	1	4	4	0	0	2	0
Polenta Elementary	1	1	1	0	0	1	0
Swift Creek Middle School	1	1	1	0	0	1	0
Clayton Middle	1	1	1	0	0	0	0

SURVEY DATA

Johnston County Public Schools

	<i>Total Number School Campuses</i>	<i>Total Number Existing Campus Buildings</i>	<i>Total Number Existing Classroom Buildings</i>	<i>Classroom Buildings w/Fuel Burning Appliances</i>	<i>Classroom Buildings w/Fuel Burning Mechanical</i>	<i>Classroom Buildings w/Carbon Monoxide Alarms</i>	<i>Classroom Buildings w/Radon Gas System</i>
Johnston County Public Schools							
West View Elementary	1	1	1	0	0	1	0

PSU TOTALS							
All Surveyed Schools	48	74	63	0	3	44	86

PROJECTED COSTS

Johnston County Public Schools

		<i>Total Required Buildings (assumed)</i>	<i>Devices Required for each Building (assumed)</i>	<i>Total Devices</i>	<i>Unit Cost for each Device</i>	<i>Installation Cost for each Building</i>	<i>Total Estimate</i>
Carbon Monoxide Alarms							
Johnston County Public Schools		63	10	630	\$800	\$2,500	\$661,500

		<i>Total Required Buildings (assumed)</i>	<i>Testing Required for each Building (assumed)</i>	<i>Total Testing Units</i>	<i>Unit Cost for each Test</i>	<i>Testing Cost for each Building</i>	<i>Total Estimate</i>
Radon Gas Testing							
Johnston County Public Schools		120	20	2400	\$250	\$1,000	\$720,000

SURVEY DATA

Jones County Schools

	<i>Total Number School Campuses</i>	<i>Total Number Existing Campus Buildings</i>	<i>Total Number Existing Classroom Buildings</i>	<i>Classroom Buildings w/Fuel Burning Appliances</i>	<i>Classroom Buildings w/Fuel Burning Mechanical</i>	<i>Classroom Buildings w/Carbon Monoxide Alarms</i>	<i>Classroom Buildings w/Radon Gas System</i>
Jones County Schools							
Pollocksville Elementary	1	1	1	0	0	0	0
Comfort Elementary	1	1	1	0	0	0	0
Maysville Elementary	1	1	1	0	9	0	0
Trenton Elementary	1	2	1	0	0	1	0
Jones Senior High School	1	2	1	0	0	1	0

PSU TOTALS							
All Surveyed Schools	5	7	5	0	9	2	0

PROJECTED COSTS

Jones County Schools

	<i>Total Required Buildings (assumed)</i>	<i>Devices Required for each Building (assumed)</i>	<i>Total Devices</i>	<i>Unit Cost for each Device</i>	<i>Installation Cost for each Building</i>	<i>Total Estimate</i>
Carbon Monoxide Alarms						
Jones County Schools	7	10	70	\$800	\$2,500	\$73,500

	<i>Total Required Buildings (assumed)</i>	<i>Testing Required for each Building (assumed)</i>	<i>Total Testing Units</i>	<i>Unit Cost for each Test</i>	<i>Testing Cost for each Building</i>	<i>Total Estimate</i>
Radon Gas Testing						
Jones County Schools	7	20	140	\$250	\$1,000	\$42,000

SURVEY DATA

Lee County Schools

	Total Number School Campuses	Total Number Existing Campus Buildings	Total Number Existing Classroom Buildings	Classroom Buildings w/Fuel Burning Appliances	Classroom Buildings w/Fuel Burning Mechanical	Classroom Buildings w/Carbon Monoxide Alarms	Classroom Buildings w/Radon Gas System
Lee County Schools							
Benjamin T. Bullock Elementary School	1	1	1	1	1	0	0
Bragg Street Academy	1	4	4	2	2	0	0
Broadway Elementary School	1	2	2	1	1	0	0
Deep River Elementary School	1	1	1	1	1	0	0
East Lee Middle School	1	2	2	1	1	0	0
Floyd L. Knight, The Children's Center	1	7	7	4	4	0	0
Greenwood Elementary School	1	2	2	2	2	0	0
Lee Early College	1	2	1	0	0	0	0
Lee County High School	1	15	15	11	11	0	0
J. Glenn Edwards Elementary School	1	1	1	1	1	0	0
SanLee Middle School	1	1	1	1	1	0	0
Southern Lee High School	1	2	1	1	1	1	0
Tramway Elementary School	1	1	1	1	1	0	0
JR Ingram, Jr. Elementary School	1	1	1	1	1	0	0
West Lee Middle School	1	2	1	1	1	0	0
WB Wicker Elementary School	1	4	1	1	1	0	0

PSU TOTALS							
All Surveyed Schools	16	48	42	30	30	1	0

PROJECTED COSTS

Lee County Schools

	Total Required Buildings (assumed)	Devices Required for each Building (assumed)	Total Devices	Unit Cost for each Device	Installation Cost for each Building	Total Estimate
Carbon Monoxide Alarms						
Lee County Schools	29	10	290	\$800	\$2,500	\$304,500

	Total Required Buildings (assumed)	Testing Required for each Building (assumed)	Total Testing Units	Unit Cost for each Test	Testing Cost for each Building	Total Estimate
Radon Gas Testing						
Lee County Schools	48	20	960	\$250	\$1,000	\$288,000

SURVEY DATA

Lenoir County Public Schools

<i>Lenoir County Public Schools</i>	<i>Total Number School Campuses</i>	<i>Total Number Existing Campus Buildings</i>	<i>Total Number Existing Classroom Buildings</i>	<i>Classroom Buildings w/Fuel Burning Appliances</i>	<i>Classroom Buildings w/Fuel Burning Mechanical</i>	<i>Classroom Buildings w/Carbon Monoxide Alarms</i>	<i>Classroom Buildings w/Radon Gas System</i>
Banks Elementary	1	8	6	0	1	0	0
Contentnea-Savannah School	1	2	2	1	1	0	0
E B Frink Middle	1	5	2	0	2	0	0
Kinston High	1	7	4	0	1	0	0
La Grange Elementary	1	2	1	1	1	0	0
Lenoir County Early College High	1	0	0	0	0	0	0
Lenoir County Learning Academy	1	1	1	0	0	0	0
Moss Hill Elementary	1	2	1	1	1	0	0
North Lenoir High	1	8	4	1	3	0	0
Northeast Elementary	1	1	1	1	1	0	0
Northwest Elementary	1	1	1	1	1	0	0
Pink Hill Elementary	1	1	1	1	1	0	0
Rochelle Middle	1	1	1	1	1	0	0
South Lenoir High	1	7	4	0	3	0	0
Southeast Elementary	1	2	2	2	2	0	0
Southwood Elementary	1	5	4	1	2	0	0
Woodington Middle	1	7	4	1	2	0	0

PSU TOTALS							
All Surveyed Schools	17	60	39	12	23	0	0

PROJECTED COSTS

Lenoir County Public Schools

<i>Carbon Monoxide Alarms</i>	<i>Total Required Buildings (assumed)</i>	<i>Devices Required for each Building (assumed)</i>	<i>Total Devices</i>	<i>Unit Cost for each Device</i>	<i>Installation Cost for each Building</i>	<i>Total Estimate</i>
Lenoir County Public Schools	23	10	230	\$800	\$2,500	\$241,500

<i>Radon Gas Testing</i>	<i>Total Required Buildings (assumed)</i>	<i>Testing Required for each Building (assumed)</i>	<i>Total Testing Units</i>	<i>Unit Cost for each Test</i>	<i>Testing Cost for each Building</i>	<i>Total Estimate</i>
Lenoir County Public Schools	60	20	1200	\$250	\$1,000	\$360,000

SURVEY DATA

Lincoln County Schools

<i>Lincoln County Schools</i>	<i>Total Number School Campuses</i>	<i>Total Number Existing Campus Buildings</i>	<i>Total Number Existing Classroom Buildings</i>	<i>Classroom Buildings w/Fuel Burning Appliances</i>	<i>Classroom Buildings w/Fuel Burning Mechanical</i>	<i>Classroom Buildings w/Carbon Monoxide Alarms</i>	<i>Classroom Buildings w/Radon Gas System</i>
Asbury Academy	1	5	2	0	1	0	0
Battleground Elementary School	1	7	3	1	1	0	0
Catawba Springs Elementary	1	4	4	1	1	0	0
GE Massey Elementary	1	3	2	1	1	0	0
East Lincoln High	1	16	6	3	3	0	0
East Lincoln Middle	1	2	1	1	1	0	0
Iron Station Elementary	1	4	3	1	1	0	0
Lincoln County School of Technology	1	5	3	2	2	0	0
Lincolnton High	1	12	3	1	2	0	0
Lincolnton Middle	1	2	1	0	0	0	0
Love Memorial Elementary	1	3	2	0	1	0	0
Norris S Childers Elementary	1	1	1	0	0	0	0
North Brook Elementary	1	5	5	1	1	0	0
North Lincoln High	1	10	1	1	1	0	0
Pumpkin Center Primary	1	4	4	0	1	0	0
Pumpkin Center Intermediate	1	6	5	0	1	0	0
North Lincoln Middle	1	2	1	0	0	0	0
Rock Springs Elementary	1	6	5	1	1	0	0
S Ray Lowder Elementary	1	4	3	1	1	0	0
St James Elementary	1	2	1	1	1	0	0
Union Elementary	1	3	2	0	1	0	0
West Lincoln High	1	11	3	0	2	0	0
West Lincoln Middle	1	5	1	1	1	0	0

<i>PSU TOTALS</i>							
All Surveyed Schools	23	122	62	17	25	0	0

PROJECTED COSTS

Lincoln County Schools

<i>Carbon Monoxide Alarms</i>	<i>Total Required Buildings (assumed)</i>	<i>Devices Required for each Building (assumed)</i>	<i>Total Devices</i>	<i>Unit Cost for each Device</i>	<i>Installation Cost for each Building</i>	<i>Total Estimate</i>
Lincoln County Schools	25	10	250	\$800	\$2,500	\$262,500

<i>Radon Gas Testing</i>	<i>Total Required Buildings (assumed)</i>	<i>Testing Required for each Building (assumed)</i>	<i>Total Testing Units</i>	<i>Unit Cost for each Test</i>	<i>Testing Cost for each Building</i>	<i>Total Estimate</i>
Lincoln County Schools	122	20	2440	\$250	\$1,000	\$732,000

SURVEY DATA

Macon County Schools

	Total Number School Campuses	Total Number Existing Campus Buildings	Total Number Existing Classroom Buildings	Classroom Buildings w/Fuel Burning Appliances	Classroom Buildings w/Fuel Burning Mechanical	Classroom Buildings w/Carbon Monoxide Alarms	Classroom Buildings w/Radon Gas System
Macon County Schools							
Cartoogechaye Elementary	1	0	0	0	0	0	0
East Franklin Elementary	1	0	0	0	0	0	0
Franklin High	1	0	0	0	0	0	0
Highlands School	1	0	0	0	0	0	0
Iotla Valley Elementary	1	0	0	0	0	0	0
Macon Early College High School	1	0	0	0	0	0	0
Macon Middle School	1	0	0	0	0	0	0
Mountain View Intermediate School	1	0	0	0	0	0	0
Nantahala School	1	0	0	0	0	0	0
South Macon Elementary	1	0	0	0	0	0	0
Macon Virtual Academy	1	0	0	0	0	0	0
Bartram Academy	1	0	0	0	0	0	0

PSU TOTALS							
All Surveyed Schools	12	0	0	0	0	0	0

PROJECTED COSTS

Macon County Schools

	Total Required Buildings (assumed)	Devices Required for each Building (assumed)	Total Devices	Unit Cost for each Device	Installation Cost for each Building	Total Estimate
Carbon Monoxide Alarms						
Macon County Schools	30	10	300	\$800	\$2,500	\$315,000

	Total Required Buildings (assumed)	Testing Required for each Building (assumed)	Total Testing Units	Unit Cost for each Test	Testing Cost for each Building	Total Estimate
Radon Gas Testing						
Macon County Schools	30	20	600	\$250	\$1,000	\$180,000

SURVEY DATA

Madison County Schools

	<i>Total Number School Campuses</i>	<i>Total Number Existing Campus Buildings</i>	<i>Total Number Existing Classroom Buildings</i>	<i>Classroom Buildings w/Fuel Burning Appliances</i>	<i>Classroom Buildings w/Fuel Burning Mechanical</i>	<i>Classroom Buildings w/Carbon Monoxide Alarms</i>	<i>Classroom Buildings w/Radon Gas System</i>
Madison County Schools							
Brush Creek Elementary School	1	1	1	1	1	0	0
Hot Springs Elementary School	1	4	4	1	1	1	0
Madison Early College High School	1	1	1	1	1	0	0
Madison High School	1	5	4	1	2	0	0
Madison Middle School	1	2	1	1	1	0	0
Mars Hill Elementary School	1	2	2	1	1	0	0
Madison Velocity Learning Center	1	1	1	0	0	0	0

PSU TOTALS							
All Surveyed Schools	7	16	14	6	7	1	0

PROJECTED COSTS

Madison County Schools

	<i>Total Required Buildings (assumed)</i>	<i>Devices Required for each Building (assumed)</i>	<i>Total Devices</i>	<i>Unit Cost for each Device</i>	<i>Installation Cost for each Building</i>	<i>Total Estimate</i>
Carbon Monoxide Alarms						
Madison Early College High School	6	10	60	\$800	\$2,500	\$63,000

	<i>Total Required Buildings (assumed)</i>	<i>Testing Required for each Building (assumed)</i>	<i>Total Testing Units</i>	<i>Unit Cost for each Test</i>	<i>Testing Cost for each Building</i>	<i>Total Estimate</i>
Radon Gas Testing						
Madison Early College High School	16	20	320	\$250	\$1,000	\$96,000

SURVEY DATA

Martin County Schools

	Total Number School Campuses	Total Number Existing Campus Buildings	Total Number Existing Classroom Buildings	Classroom Buildings w/Fuel Burning Appliances	Classroom Buildings w/Fuel Burning Mechanical	Classroom Buildings w/Carbon Monoxide Alarms	Classroom Buildings w/Radon Gas System
Martin County Schools							
Williamston Primary	1	3	3	0	0	0	0
E J Hayes Elementary	1	2	1	1	1	0	0
South Creek Elementary	1	2	2	1	1	0	0
Jamesville Elementary	1	2	1	1	1	0	0
South Creek Middle School	1	1	1	0	0	0	0
South Creek High	1	3	1	0	0	0	0
Rodgers Elementary	1	4	3	1	1	0	0
Riverside High	1	5	4	0	1	0	0
Riverside Middle	1	2	1	1	1	0	0

PSU TOTALS							
All Surveyed Schools	9	24	17	5	6	0	0

PROJECTED COSTS

Martin County Schools

	Total Required Buildings (assumed)	Devices Required for each Building (assumed)	Total Devices	Unit Cost for each Device	Installation Cost for each Building	Total Estimate
Carbon Monoxide Alarms						
South Creek Middle School	6	10	60	\$800	\$2,500	\$63,000

	Total Required Buildings (assumed)	Testing Required for each Building (assumed)	Total Testing Units	Unit Cost for each Test	Testing Cost for each Building	Total Estimate
Radon Gas Testing						
South Creek Middle School	24	20	480	\$250	\$1,000	\$144,000

SURVEY DATA

McDowell County Schools

	<i>Total Number School Campuses</i>	<i>Total Number Existing Campus Buildings</i>	<i>Total Number Existing Classroom Buildings</i>	<i>Classroom Buildings w/Fuel Burning Appliances</i>	<i>Classroom Buildings w/Fuel Burning Mechanical</i>	<i>Classroom Buildings w/Carbon Monoxide Alarms</i>	<i>Classroom Buildings w/Radon Gas System</i>
McDowell County Schools							
Eastfield Global Magnet School	1	1	1	0	1	0	0
East McDowell Middle School	1	2	2	0	1	0	0
Glenwood Elementary School	1	2	2	0	1	0	0
Marion Elementary School	1	2	2	0	1	0	0
McDowell Academy for Innovation	1	2	2	0	1	0	0
McDowell Early College	1	2	2	0	1	0	0
McDowell Virtual Academy	1	1	1	0	1	0	0
McDowell High School	1	4	4	0	2	0	0
Nebo Elementary School	1	3	3	0	1	0	0
North Cove Elementary School	1	1	1	0	1	0	0
Old Fort Elementary School	1	1	1	0	1	0	0
Pleasant Gardens Elementary School	1	2	2	0	2	0	0
West Marion Elementary School	1	1	1	0	1	0	0
West McDowell Middle School	1	2	2	0	1	0	0
Foothills Community School	1	2	2	0	0	0	0

PSU TOTALS							
All Surveyed Schools	15	28	28	0	16	0	0

PROJECTED COSTS

McDowell County Schools

	<i>Total Required Buildings (assumed)</i>	<i>Devices Required for each Building (assumed)</i>	<i>Total Devices</i>	<i>Unit Cost for each Device</i>	<i>Installation Cost for each Building</i>	<i>Total Estimate</i>
Carbon Monoxide Alarms						
Old Fort Elementary School	16	10	160	\$800	\$2,500	\$168,000

	<i>Total Required Buildings (assumed)</i>	<i>Testing Required for each Building (assumed)</i>	<i>Total Testing Units</i>	<i>Unit Cost for each Test</i>	<i>Testing Cost for each Building</i>	<i>Total Estimate</i>
Radon Gas Testing						
Old Fort Elementary School	28	20	560	\$250	\$1,000	\$168,000

SURVEY DATA

<i>Charlotte-Mecklenburg Schools</i>	<i>Total Number School Campuses</i>	<i>Total Number Existing Campus Buildings</i>	<i>Total Number Existing Classroom Buildings</i>	<i>Classroom Buildings w/Fuel Burning Appliances</i>	<i>Classroom Buildings w/Fuel Burning Mechanical</i>	<i>Classroom Buildings w/Carbon Monoxide Alarms</i>	<i>Classroom Buildings w/Radon Gas System</i>
Albemarle Road Elementary	1	4	4	1	1	1	0
Albemarle Road Middle	1	3	3	1	1	1	0
Ardrey Kell High School	1	2	2	1	1	1	0
Charlotte East Language Academy	1	1	1	1	1	1	0
Rea Farms STEAM Academy	1	1	1	1	1	1	0
J. M. Alexander Middle	1	1	1	1	1	1	0
North Academy of World Languages	1	1	1	1	1	1	0
Allenbrook Elementary	1	1	1	1	1	1	0
Ashley Park PreK-8 School	1	6	6	1	1	1	0
William Amos Hough High School	1	2	2	1	1	1	0
Bailey Middle School	1	1	1	1	1	1	0
Bain Elementary	1	5	5	1	1	1	0
Charles H. Parker Academic Center	1	1	1	1	1	1	0
Whitewater Middle	1	1	1	1	1	1	0
Whitewater Academy	1	1	1	1	1	1	0
Berryhill School	1	2	2	1	1	1	0
Beverly Woods Elementary	1	2	2	1	1	1	0
Palisades High School	1	1	1	1	1	1	0
Barnette Elementary	1	1	1	1	1	1	0
Briarwood Academy	1	5	5	1	1	1	0
Carmel Middle	1	1	1	1	1	1	0
Cato Middle College High School	1	1	1	0	0	0	0
Billingsville Elementary	1	2	2	1	1	1	0
Chantilly Montessori	1	1	1	1	1	1	0
Clear Creek Elementary	1	3	3	1	1	1	0
Cochrane Collegiate Academy	1	1	1	1	1	1	0
Collinswood Language Academy	1	1	1	1	1	1	0
Community House Middle	1	1	1	1	1	1	0
Cornelius Elementary	1	3	3	1	1	1	0
Cotswold Elementary	1	2	2	1	1	1	0
Coulwood STEM Academy	1	5	5	1	1	1	0
Crown Point Elementary	1	1	1	1	1	1	0
Crestdale Middle	1	1	1	1	1	1	0
Davidson K-8 School	1	2	2	1	1	1	0
David W Butler High School	1	3	3	1	1	1	0
David Cox Road Elementary	1	1	1	1	1	1	0
Military and Global Leadership	1	1	1	1	1	1	0
Devonshire Elementary	1	5	5	1	1	1	0
Marie G Davis School	1	6	6	1	1	1	0
Dilworth Elementary School Latta Campus	1	4	4	1	1	1	0
First Ward Creative Arts Academy	1	5	5	1	1	1	0
Berewick Elementary	1	1	1	1	1	1	0
Druid Hills Academy	1	2	2	1	1	1	0
East Mecklenburg High School	1	16	16	1	1	1	0
Eastover Elementary	1	3	3	1	1	1	0
Eastway Middle	1	4	4	1	1	1	0
Elizabeth Lane Elementary	1	1	1	1	1	1	0

SURVEY DATA

Charlotte-Mecklenburg Schools

<i>Charlotte-Mecklenburg Schools</i>	<i>Total Number School Campuses</i>	<i>Total Number Existing Campus Buildings</i>	<i>Total Number Existing Classroom Buildings</i>	<i>Classroom Buildings w/Fuel Burning Appliances</i>	<i>Classroom Buildings w/Fuel Burning Mechanical</i>	<i>Classroom Buildings w/Carbon Monoxide Alarms</i>	<i>Classroom Buildings w/Radon Gas System</i>
Elon Park Elementary	1	1	1	1	1	1	0
Elizabeth Traditional Elem	1	1	1	1	1	1	0
Endhaven Elementary	1	1	1	1	1	1	0
Hawthorne Academy of Health Sciences	1	3	3	1	1	1	0
Polo Ridge Elementary	1	1	1	1	1	1	0
Francis Bradley Middle	1	1	1	1	1	1	0
Garinger High School	1	14	13	1	1	1	0
Greenway Park Elementary	1	1	1	1	1	1	0
Alexander Graham Middle	1	6	6	1	1	1	0
Harper Middle College High	1	1	1	0	0	0	0
Harding University High School	1	11	10	1	1	1	0
Hawk Ridge Elementary	1	1	1	1	1	1	0
Lawrence Orr Elementary School	1	1	1	1	1	1	0
Parkside Elementary School	1	1	1	1	1	1	0
Hickory Grove Elementary	1	1	1	1	1	1	0
Highland Creek Elementary	1	1	1	1	1	1	0
Hidden Valley Elementary	1	3	3	1	1	1	0
Highland Mill Montessori Elementary	1	1	1	1	1	1	0
Highland Renaissance Academy	1	1	1	1	1	1	0
Hopewell High School	1	3	3	1	1	1	0
Hornets Nest Elementary	1	1	1	1	1	1	0
Croft Community School	1	1	1	1	1	1	0
Huntersville Elementary	1	3	3	1	1	1	0
Huntingtowne Farms Elementary	1	2	2	1	1	1	0
Idlewild Elementary	1	3	3	1	1	1	0
Grove Park Elementary School	1	1	1	1	1	1	0
Independence High School	1	8	8	1	1	1	0
James Martin Middle	1	5	5	1	1	1	0
Gov's Village STEM (Upper)	1	1	1	1	1	1	0
Jay M. Robinson Middle	1	1	1	1	1	1	0
Joseph W Grier Academy	1	1	1	1	1	1	0
J.V. Washam Elementary	1	1	1	1	1	1	0
Robert F. Kennedy Middle	1	1	1	1	1	1	0
Lincoln Heights Montessori	1	1	1	1	1	1	0
Lake Wylie Elementary	1	1	1	1	1	1	0
Ballantyne Elementary	1	1	1	1	1	1	0
Lansdowne Elementary	1	2	2	1	1	1	0
Turning Point Academy	1	3	3	1	1	1	0
Lebanon Road Elementary	1	1	1	1	1	1	0
Legette Blythe Elementary	1	1	1	1	1	1	0
Levine Middle College High Sch	1	1	1	0	0	0	0
Long Creek Elementary	1	1	1	1	1	1	0
Mallard Creek High School	1	2	2	1	1	1	0
Mallard Creek Elementary	1	1	1	1	1	1	0
Matthews Elementary	1	2	2	1	1	1	0
Martin Luther King, Jr Middle	1	1	1	1	1	1	0
McAlpine Elementary	1	1	1	1	1	1	0

SURVEY DATA

<i>Charlotte-Mecklenburg Schools</i>	<i>Total Number School Campuses</i>	<i>Total Number Existing Campus Buildings</i>	<i>Total Number Existing Classroom Buildings</i>	<i>Classroom Buildings w/Fuel Burning Appliances</i>	<i>Classroom Buildings w/Fuel Burning Mechanical</i>	<i>Classroom Buildings w/Carbon Monoxide Alarms</i>	<i>Classroom Buildings w/Radon Gas System</i>
McClintock Middle	1	1	1	1	1	1	0
McKee Road Elementary	1	1	1	1	1	1	0
Merry Oaks International Academy	1	2	2	1	1	1	0
Metro School	1	2	2	1	1	1	0
Mint Hill Middle School	1	1	1	1	1	1	0
Rocky River High School	1	2	2	1	1	1	0
Montclair Elementary	1	3	3	1	1	1	0
Charlotte-Mecklenburg Academy	1	1	1	1	1	1	0
Mountain Island Lake Academy	1	1	1	1	1	1	0
River Oaks Academy	1	1	1	1	1	1	0
Myers Park Traditional Elem	1	2	2	1	1	1	0
Myers Park High School	1	18	18	1	1	1	0
Gov's Village STEM (Lower)	1	1	1	1	1	1	0
Nations Ford Elementary	1	1	1	1	1	1	0
Newell Elementary	1	1	1	1	1	1	0
Dorothy J. Vaughan Academy of Technology	1	2	2	1	1	1	0
J. H. Gunn Elementary	1	2	2	1	1	1	0
Northeast Middle	1	2	2	1	1	1	0
North Mecklenburg High School	1	13	13	1	1	1	0
Northridge Middle	1	2	2	1	1	1	0
Northwest School of the Arts	1	6	6	1	1	1	0
South Pine Academy	1	1	1	1	1	1	0
Oakhurst STEAM Academy	1	3	3	1	1	1	0
Oakdale Elementary	1	1	1	1	1	1	0
Oaklawn Language Academy	1	2	2	1	1	1	0
Bruns Avenue Elementary	1	2	2	1	1	1	0
Olympic High School	1	5	5	1	1	1	0
Olde Providence Elementary	1	3	3	1	1	1	0
Park Road Montessori	1	4	4	1	1	1	0
Palisades Park Elementary	1	1	1	1	1	1	0
Paw Creek Elementary	1	7	7	1	1	1	0
Phillip O. Berry Academy of Technology	1	2	2	1	1	1	0
Piedmont Middle School	1	1	1	1	1	1	0
Central Piedmont Early College	1	1	1	0	0	0	0
Charlotte-Mecklenburg Virtual 4-12 School	1	0	0	0	0	0	0
Pineville Elementary	1	1	1	1	1	1	0
Pinewood Elementary	1	1	1	1	1	1	0
Piney Grove Elementary	1	1	1	1	1	1	0
Providence Spring Elementary	1	1	1	1	1	1	0
Providence High School	1	4	4	1	1	1	0
Quail Hollow Middle	1	1	1	1	1	1	0
Rama Road Elementary	1	1	1	1	1	1	0
Randolph IB Middle	1	1	1	1	1	1	0
Ranson Middle	1	4	4	1	1	1	0
Renaissance West STEAM Academy	1	1	1	1	1	1	0
Reedy Creek Elementary	1	1	1	1	1	1	0
Reid Park Academy	1	1	1	1	1	1	0

SURVEY DATA

Charlotte-Mecklenburg Schools

<i>Charlotte-Mecklenburg Schools</i>	<i>Total Number School Campuses</i>	<i>Total Number Existing Campus Buildings</i>	<i>Total Number Existing Classroom Buildings</i>	<i>Classroom Buildings w/Fuel Burning Appliances</i>	<i>Classroom Buildings w/Fuel Burning Mechanical</i>	<i>Classroom Buildings w/Carbon Monoxide Alarms</i>	<i>Classroom Buildings w/Radon Gas System</i>
Ridge Road Middle	1	1	1	1	1	1	0
Dilworth Elem Sedgefield Campus	1	4	4	1	1	1	0
Sedgefield Middle	1	3	3	1	1	1	0
Stoney Creek Elementary	1	1	1	1	1	1	0
Selwyn Elementary	1	4	4	1	1	1	0
Shamrock Gardens Elementary	1	7	7	1	1	1	0
Sharon Elementary	1	3	3	1	1	1	0
South Academy of International Languages (S	1	4	4	1	1	1	0
Smithfield Elementary	1	1	1	1	1	1	0
South Mecklenburg High School	1	18	17	1	1	1	0
South Charlotte Middle	1	1	1	1	1	1	0
Southwest Middle School	1	1	1	1	1	1	0
Starmount Academy of Excellence	1	3	3	1	1	1	0
Statesville Road Elementary	1	1	1	1	1	1	0
Steele Creek Elementary	1	1	1	1	1	1	0
Sterling Elementary	1	1	1	1	1	1	0
Thomasboro Academy	1	3	3	1	1	1	0
Torrence Creek Elementary	1	1	1	1	1	1	0
Grand Oak Elementary School	1	1	1	1	1	1	0
Tuckaseegee Elementary	1	4	4	1	1	1	0
University Park Creative Arts	1	5	5	1	1	1	0
University Meadows Elementary	1	1	1	1	1	1	0
Char Eng Early College-UNCC	1	1	1	0	0	0	0
Charlotte Teacher Early College	1	1	1	0	0	0	0
Irwin Academic Center	1	1	1	1	1	1	0
Walter G. Byers School	1	3	3	1	1	1	0
West Charlotte High School	1	18	18	1	1	1	0
Westerly Hills Academy	1	1	1	1	1	1	0
West Mecklenburg High School	1	14	14	1	1	1	0
Williams Secondary Montessori	1	5	5	1	1	1	0
Wilson STEM Academy	1	1	1	1	1	1	0
Winding Springs Elementary	1	1	1	1	1	1	0
Windsor Park Elementary	1	8	8	1	1	1	0
Winget Park Elementary	1	1	1	1	1	1	0
Winterfield Elementary	1	2	2	1	1	1	0
River Gate Elementary	1	1	1	1	1	1	0
Julius L. Chambers High School	1	3	3	1	1	1	0
Villa Heights Elementary	1	1	1	1	1	1	0
Merancas Middle College-CPCC	1	1	1	0	0	0	0
Mint Hill Elementary School	1	1	1	1	1	1	0
Esperanza Global Academy	1	1	1	1	1	1	0
Elbert Edwin Waddell High School	1	2	2	1	1	1	0
Turning Point Middle	1	4	4	1	1	1	0

PSU TOTALS							
All Surveyed Schools	184	477	474	176	176	176	291

PROJECTED COSTS

Charlotte-Mecklenburg Schools

		Total Required Buildings (assumed)	Devices Required for each Building (assumed)	Total Devices	Unit Cost for each Device	Installation Cost for each Building	Total Estimate
Carbon Monoxide Alarms							
Charlotte-Mecklenburg Schools		237	10	2370	\$800	\$2,500	\$2,488,500

		Total Required Buildings (assumed)	Testing Required for each Building (assumed)	Total Testing Units	Unit Cost for each Test	Testing Cost for each Building	Total Estimate
Radon Gas Testing							
Charlotte-Mecklenburg Schools		186	20	3720	\$250	\$1,000	\$1,116,000

DRAFT

SURVEY DATA

Mitchell County Schools

	<i>Total Number School Campuses</i>	<i>Total Number Existing Campus Buildings</i>	<i>Total Number Existing Classroom Buildings</i>	<i>Classroom Buildings w/Fuel Burning Appliances</i>	<i>Classroom Buildings w/Fuel Burning Mechanical</i>	<i>Classroom Buildings w/Carbon Monoxide Alarms</i>	<i>Classroom Buildings w/Radon Gas System</i>
Mitchell County Schools							
Bowman Middle	1	3	3	3	3	3	0
Deyton Elementary	1	1	1	1	1	1	0
Gouge Elementary	1	2	2	0	2	2	0
Greenlee Primary	1	1	1	0	1	1	0
Harris Middle	1	1	1	0	1	1	0
Mayland Early College	1	1	1	0	0	0	0
Mitchell High	1	2	2	1	2	2	0

PSU TOTALS							
All Surveyed Schools	7	11	11	5	10	10	0

PROJECTED COSTS

Mitchell County Schools

	<i>Total Required Buildings (assumed)</i>	<i>Devices Required for each Building (assumed)</i>	<i>Total Devices</i>	<i>Unit Cost for each Device</i>	<i>Installation Cost for each Building</i>	<i>Total Estimate</i>
Carbon Monoxide Alarms						
Mitchell County Schools	7	10	70	\$800	\$2,500	\$73,500

	<i>Total Required Buildings (assumed)</i>	<i>Testing Required for each Building (assumed)</i>	<i>Total Testing Units</i>	<i>Unit Cost for each Test</i>	<i>Testing Cost for each Building</i>	<i>Total Estimate</i>
Radon Gas Testing						
Mitchell County Schools	11	20	220	\$250	\$1,000	\$66,000

SURVEY DATA

Montgomery County Schools

	<i>Total Number School Campuses</i>	<i>Total Number Existing Campus Buildings</i>	<i>Total Number Existing Classroom Buildings</i>	<i>Classroom Buildings w/Fuel Burning Appliances</i>	<i>Classroom Buildings w/Fuel Burning Mechanical</i>	<i>Classroom Buildings w/Carbon Monoxide Alarms</i>	<i>Classroom Buildings w/Radon Gas System</i>
Montgomery County Schools							
Montgomery Learning Academy	1	4	4	0	0	0	0
Candor Elementary	1	3	1	0	1	0	0
East Middle	1	4	1	0	1	0	0
Green Ridge Elementary School	1	2	1	0	0	0	0
Mount Gilead Elementary	1	3	2	0	3	0	0
Page Street Elementary	1	2	1	0	1	0	0
Star Elementary	1	4	2	0	2	0	0
Troy Elementary	1	2	1	0	1	0	0
West Middle	1	3	1	0	1	0	0
Montgomery County Early College	1	1	1	0	1	1	0
Montgomery Central High School	1	7	2	1	1	1	0

PSU TOTALS							
All Surveyed Schools	11	35	17	1	12	2	0

PROJECTED COSTS

Montgomery County Schools

	<i>Total Required Buildings (assumed)</i>	<i>Devices Required for each Building (assumed)</i>	<i>Total Devices</i>	<i>Unit Cost for each Device</i>	<i>Installation Cost for each Building</i>	<i>Total Estimate</i>
Carbon Monoxide Alarms						
Montgomery County Schools	10	10	100	\$800	\$2,500	\$105,000

	<i>Total Required Buildings (assumed)</i>	<i>Testing Required for each Building (assumed)</i>	<i>Total Testing Units</i>	<i>Unit Cost for each Test</i>	<i>Testing Cost for each Building</i>	<i>Total Estimate</i>
Radon Gas Testing						
Montgomery County Schools	35	20	700	\$250	\$1,000	\$210,000

SURVEY DATA

Moore County Schools

<i>Moore County Schools</i>	<i>Total Number School Campuses</i>	<i>Total Number Existing Campus Buildings</i>	<i>Total Number Existing Classroom Buildings</i>	<i>Classroom Buildings w/Fuel Burning Appliances</i>	<i>Classroom Buildings w/Fuel Burning Mechanical</i>	<i>Classroom Buildings w/Carbon Monoxide Alarms</i>	<i>Classroom Buildings w/Radon Gas System</i>
Aberdeen Elementary School	1	2	1	1	0	0	0
Cameron Elementary School	1	6	3	1	2	2	0
Carthage Elementary School	1	7	6	1	2	2	0
Crain's Creek Middle School	1	17	14	1	1	1	0
Elise Middle School	1	7	7	1	2	2	0
Sandhills Farm Life Elementary School	1	3	2	1	1	1	0
Highfalls Elementary School	1	9	6	0	2	2	0
McDeeds Creek Elementary	1	2	1	1	0	0	0
Community Learning Center at Pinckney	1	14	5	1	1	1	0
New Century Middle School	1	4	1	1	1	1	0
North Moore High School	1	9	3	5	2	2	0
Pinecrest High School	1	16	12	2	2	2	0
Pinehurst Elementary School	1	2	1	1	0	0	0
Robbins Elementary School	1	2	2	1	0	0	0
Southern Middle School	1	3	1	1	1	1	0
Southern Pines Elementary School	1	2	1	1	0	0	0
Union Pines High School	1	17	11	2	1	1	0
Vass-Lakeview Elementary School	1	9	4	1	2	2	0
West End Elementary School	1	8	6	1	1	1	0
West Pine Elementary School	1	2	1	1	1	1	1
West Pine Middle School	1	11	6	1	1	1	0
Westmoore Elementary School	1	3	1	1	2	2	0
Connect Academy	1	0	0	0	0	0	0

<i>PSU TOTALS</i>							
All Surveyed Schools	23	155	95	27	25	25	1

PROJECTED COSTS

Moore County Schools

		Total Required Buildings (assumed)	Devices Required for each Building (assumed)	Total Devices	Unit Cost for each Device	Installation Cost for each Building	Total Estimate
Carbon Monoxide Alarms							
Moore County Schools		23	10	230	\$800	\$2,500	\$241,500

		Total Required Buildings (assumed)	Testing Required for each Building (assumed)	Total Testing Units	Unit Cost for each Test	Testing Cost for each Building	Total Estimate
Radon Gas Testing							
Moore County Schools		154	20	3080	\$250	\$1,000	\$924,000

DRAFT

SURVEY DATA

<i>Nash County Public Schools</i>	<i>Total Number School Campuses</i>	<i>Total Number Existing Campus Buildings</i>	<i>Total Number Existing Classroom Buildings</i>	<i>Classroom Buildings w/Fuel Burning Appliances</i>	<i>Classroom Buildings w/Fuel Burning Mechanical</i>	<i>Classroom Buildings w/Carbon Monoxide Alarms</i>	<i>Classroom Buildings w/Radon Gas System</i>
Fairview Elementary School	1	1	1	1	1	0	0
Bailey Elementary	1	1	1	1	1	0	0
Baskerville Elementary	1	3	3	1	1	0	0
Benvenue Elementary	1	3	3	1	1	0	0
Nash Central Middle	1	1	1	1	1	0	0
Coopers Elementary	1	4	3	1	2	0	0
D S Johnson Elementary	1	4	4	1	1	0	0
Englewood Elementary	1	3	2	1	2	0	0
G R Edwards Middle	1	2	2	1	1	0	0
M B Hubbard Elementary	1	4	2	1	1	0	0
J W Parker Middle	1	2	2	1	1	0	0
Rocky Mount Middle School	1	3	3	1	1	0	0
Middlesex Elementary	1	3	3	1	1	0	0
Tar River Academy	1	1	1	0	0	0	0
Nash Everywhere Digital Academy (NEDA)	1	1	1	0	1	0	0
Center for Industry, Technology and Innovation	1	1	1	0	0	0	0
Nash Central High	1	2	1	1	1	0	0
NRM Early College High School	1	1	1	0	0	0	0
Nashville Elementary	1	4	4	1	2	0	0
Northern Nash High	1	5	4	1	2	0	0
Red Oak Middle	1	1	1	1	1	0	0
Red Oak Elementary	1	1	1	1	1	0	0
Rocky Mount High	1	2	1	1	1	0	0
Southern Nash Middle	1	7	6	1	0	0	0
Southern Nash High	1	3	2	1	2	0	0
Spring Hope Elementary	1	3	3	1	0	0	0
Williford Elementary	1	2	1	1	1	0	0
Winstead Avenue Elementary	1	1	1	1	1	0	0

PSU TOTALS							
All Surveyed Schools	28	69	59	24	28	0	0

PROJECTED COSTS

Nash County Public Schools

		Total Required Buildings (assumed)	Devices Required for each Building (assumed)	Total Devices	Unit Cost for each Device	Installation Cost for each Building	Total Estimate
Carbon Monoxide Alarms							
Nash County Public Schools		28	10	280	\$800	\$2,500	\$294,000

		Total Required Buildings (assumed)	Testing Required for each Building (assumed)	Total Testing Units	Unit Cost for each Test	Testing Cost for each Building	Total Estimate
Radon Gas Testing							
Nash County Public Schools		69	20	1380	\$250	\$1,000	\$414,000

DRAFT

SURVEY DATA

New Hanover County Schools

<i>New Hanover County Schools</i>	<i>Total Number School Campuses</i>	<i>Total Number Existing Campus Buildings</i>	<i>Total Number Existing Classroom Buildings</i>	<i>Classroom Buildings w/Fuel Burning Appliances</i>	<i>Classroom Buildings w/Fuel Burning Mechanical</i>	<i>Classroom Buildings w/Carbon Monoxide Alarms</i>	<i>Classroom Buildings w/Radon Gas System</i>
Bradley Creek Elementary	1	1	1	0	1	0	0
Carolina Beach Elementary	1	1	1	0	0	0	0
Castle Hayne Elementary	1	1	1	0	1	1	0
Charles P Murray Middle	1	1	1	0	0	0	0
Rachel Freeman Sch of Engineering	1	1	1	0	1	0	0
College Park Elementary	1	1	1	0	1	0	0
Edwin A Anderson Elementary	1	1	1	0	1	0	0
Edwin A Alderman Elementary	1	1	1	0	1	1	0
Emma B Trask Middle	1	1	1	0	1	1	0
Emsley A Laney High	1	5	5	0	3	0	0
Eugene Ashley High	1	1	1	0	0	0	0
Forest Hills Global Elementary	1	1	1	0	1	0	0
Porters Neck Elementary School	1	1	1	0	1	0	0
The International School at Gregory	1	2	2	0	2	0	0
Heyward C Bellamy Elem	1	1	1	0	1	0	0
Holly Tree Elementary	1	1	1	0	1	0	0
Isaac M Bear Early College High School	1	1	1	0	0	0	0
John J Blair Elementary	1	1	1	0	1	0	0
John T Hoggard High	1	1	1	0	0	0	0
Holly Shelter Middle School	1	1	1	0	1	1	0
Lake Forest Academy	1	1	1	0	0	0	0
Mary C Williams Elementary	1	7	6	0	0	0	0
Murrayville Elementary	1	1	1	0	1	0	0
M C S Noble Middle	1	1	1	0	1	0	0
Myrtle Grove Middle	1	1	1	0	0	0	0
New Hanover High	1	4	4	0	3	0	0
Dr Hubert Eaton Sr Elem	1	1	1	0	1	0	0
J.C. Roe Center	1	1	1	0	0	0	0
Mary Sidberry Mosley PLC	1	1	1	0	1	0	0
Ogden Elementary	1	1	1	0	1	0	0
Pine Valley Elementary	1	1	1	0	0	0	0
Roland-Grise Middle	1	2	2	0	1	0	0
Dr John Codrington Elem	1	1	1	0	1	0	0
Sunset Park Elementary	1	1	1	1	0	0	0
Masonboro Elementary School	1	1	1	1	1	0	0
A H Snipes Academy of Arts/Des	1	1	1	1	1	0	0
Williston Middle	1	2	2	2	2	0	0
Wilmington Early College High School	1	1	1	0	0	0	0
Southeast Area Technical High School	1	1	1	0	0	0	0
Winter Park Model Elementary	1	1	1	1	1	0	0
Wrightsboro Elementary	1	3	2	0	0	0	0
Wrightsville Beach Elem	1	1	1	0	0	0	0

PSU TOTALS							
All Surveyed Schools	42	60	58	6	33	4	0

PROJECTED COSTS

New Hanover County Schools

		Total Required Buildings (assumed)	Devices Required for each Building (assumed)	Total Devices	Unit Cost for each Device	Installation Cost for each Building	Total Estimate
Carbon Monoxide Alarms							
New Hanover County Schools		29	10	290	\$800	\$2,500	\$304,500

		Total Required Buildings (assumed)	Testing Required for each Building (assumed)	Total Testing Units	Unit Cost for each Test	Testing Cost for each Building	Total Estimate
Radon Gas Testing							
New Hanover County Schools		60	20	1200	\$250	\$1,000	\$360,000

DRAFT

SURVEY DATA

Northampton County Schools

	Total Number School Campuses	Total Number Existing Campus Buildings	Total Number Existing Classroom Buildings	Classroom Buildings w/Fuel Burning Appliances	Classroom Buildings w/Fuel Burning Mechanical	Classroom Buildings w/Carbon Monoxide Alarms	Classroom Buildings w/Radon Gas System
Northampton County Schools							
Central Elementary School	1	1	1	0	0	0	0
Conway Middle School	1	1	1	0	0	0	0
Gaston STEM Leadership Academy	1	1	1	0	0	0	0
Northampton County High School	1	1	1	0	0	0	0
Northampton CO High School Early College	1	1	1	0	0	0	0
Northampton Virtual Academy	1	1	1	0	0	0	0

PSU TOTALS							
All Surveyed Schools	6	6	6	0	0	0	0

PROJECTED COSTS

Northampton County Schools

	Total Required Buildings (assumed)	Devices Required for each Building (assumed)	Total Devices	Unit Cost for each Device	Installation Cost for each Building	Total Estimate
Carbon Monoxide Alarms						
Northampton County Schools	15	10	150	\$800	\$2,500	\$157,500

	Total Required Buildings (assumed)	Testing Required for each Building (assumed)	Total Testing Units	Unit Cost for each Test	Testing Cost for each Building	Total Estimate
Radon Gas Testing						
Northampton County Schools	15	20	300	\$250	\$1,000	\$90,000

SURVEY DATA

Onslow County Schools

<i>Onslow County Schools</i>	<i>Total Number School Campuses</i>	<i>Total Number Existing Campus Buildings</i>	<i>Total Number Existing Classroom Buildings</i>	<i>Classroom Buildings w/Fuel Burning Appliances</i>	<i>Classroom Buildings w/Fuel Burning Mechanical</i>	<i>Classroom Buildings w/Carbon Monoxide Alarms</i>	<i>Classroom Buildings w/Radon Gas System</i>
Onslow Early College	1	1	0	0	0	0	0
Bell Fork Elementary	1	11	11	0	1	0	0
Blue Creek Elementary	1	14	13	0	1	0	0
Carolina Forest Elementary	1	4	4	0	1	0	0
Clear View Elementary	1	1	1	0	1	0	0
Clyde Erwin Elementary	1	7	6	0	0	0	0
Coastal Elementary School	1	1	1	0	1	0	0
Dixon Elementary	1	19	16	0	0	0	0
Dixon Middle	1	2	1	0	1	0	0
Dixon High	1	11	11	0	2	0	0
Hunters Creek Elementary	1	9	7	0	1	0	0
Hunters Creek Middle	1	11	9	0	1	0	0
Jacksonville Commons Elem	1	11	10	0	1	0	0
Jacksonville High	1	22	16	0	2	0	0
Jacksonville Commons Middle	1	3	2	0	1	0	0
Meadow View Elementary	1	4	3	0	1	0	0
Morton Elementary	1	18	15	0	0	0	0
New Bridge Middle	1	3	2	0	1	0	0
Northwoods Elementary	1	14	11	0	1	0	0
Northside High	1	1	1	0	1	0	0
Queens Creek Elementary	1	5	5	0	1	0	0
Northwoods Park Middle	1	5	4	0	1	0	0
Heritage Elementary School of Richlands	1	16	16	0	1	0	0
Parkwood Elementary	1	15	13	0	0	0	0
Richlands Elementary	1	1	1	0	1	0	0
Richlands High	1	20	16	0	3	0	0
Sand Ridge Elementary	1	2	1	0	1	0	0
Silverdale Elementary	1	12	10	0	0	0	0
Southwest Elementary	1	14	14	0	1	0	0
Southwest High	1	8	2	0	1	0	0
Southwest Middle	1	7	6	0	1	0	0
Summersill Elementary	1	16	15	0	1	0	0
Stateside Elementary	1	5	5	0	1	0	0
Swansboro Elementary	1	10	9	0	0	0	0
Swansboro Middle	1	8	6	1	1	0	0
Swansboro High	1	11	7	0	3	0	0
Trexler Middle	1	14	12	0	1	0	0
White Oak High	1	21	13	0	1	0	0
Onslow Virtual School	1	0	0	0	0	0	0

<i>PSU TOTALS</i>							
All Surveyed Schools	39	357	295	1	37	0	0

PROJECTED COSTS

Onslow County Schools

		Total Required Buildings (assumed)	Devices Required for each Building (assumed)	Total Devices	Unit Cost for each Device	Installation Cost for each Building	Total Estimate
Carbon Monoxide Alarms							
Onslow County Schools		37	10	370	\$800	\$2,500	\$388,500

		Total Required Buildings (assumed)	Testing Required for each Building (assumed)	Total Testing Units	Unit Cost for each Test	Testing Cost for each Building	Total Estimate
Radon Gas Testing							
Onslow County Schools		357	20	7140	\$250	\$1,000	\$2,142,000

DRAFT

SURVEY DATA

Camp LeJeune Schools

<i>Camp LeJeune Schools</i>	<i>Total Number School Campuses</i>	<i>Total Number Existing Campus Buildings</i>	<i>Total Number Existing Classroom Buildings</i>	<i>Classroom Buildings w/Fuel Burning Appliances</i>	<i>Classroom Buildings w/Fuel Burning Mechanical</i>	<i>Classroom Buildings w/Carbon Monoxide Alarms</i>	<i>Classroom Buildings w/Radon Gas System</i>
Bitz Intermediate School	1	0	0	0	0	0	0
Brewster Middle School	1	0	0	0	0	0	0
Delalio Elementary School	1	0	0	0	0	0	0
Johnson Primary School	1	0	0	0	0	0	0
Lejeune High School	1	0	0	0	0	0	0
Heroes Elementary School	1	0	0	0	0	0	0
Tarawa Terrace Elementary School	1	0	0	0	0	0	0

<i>PSU TOTALS</i>							
All Surveyed Schools	7	0	0	0	0	0	0

PROJECTED COSTS

Camp LeJeune Schools

<i>Carbon Monoxide Alarms</i>	<i>Total Required Buildings (assumed)</i>	<i>Devices Required for each Building (assumed)</i>	<i>Total Devices</i>	<i>Unit Cost for each Device</i>	<i>Installation Cost for each Building</i>	<i>Total Estimate</i>
Camp LeJeune Schools	18	10	175	\$800	\$2,500	\$183,750

<i>Radon Gas Testing</i>	<i>Total Required Buildings (assumed)</i>	<i>Testing Required for each Building (assumed)</i>	<i>Total Testing Units</i>	<i>Unit Cost for each Test</i>	<i>Testing Cost for each Building</i>	<i>Total Estimate</i>
Camp LeJeune Schools	18	20	350	\$250	\$1,000	\$105,000

SURVEY DATA

Orange County Schools

	Total Number School Campuses	Total Number Existing Campus Buildings	Total Number Existing Classroom Buildings	Classroom Buildings w/Fuel Burning Appliances	Classroom Buildings w/Fuel Burning Mechanical	Classroom Buildings w/Carbon Monoxide Alarms	Classroom Buildings w/Radon Gas System
Orange County Schools							
A L Stanback Middle	1	2	2	0	0	0	0
River Park Elementary	1	4	4	0	0	0	0
Cedar Ridge High	1	3	3	0	0	0	0
Central Elementary	1	1	1	0	0	0	0
Orange Middle	1	4	4	0	0	0	0
Efland Cheeks Elementary	1	2	2	0	0	0	0
Gravelly Hill Middle	1	3	3	0	0	0	0
Grady Brown Elementary	1	2	2	0	0	0	0
Hillsborough Elementary	1	7	7	0	0	0	0
New Hope Elementary	1	2	2	0	0	0	0
Orange High	1	9	9	0	0	0	0
Partnership Academy	1	1	1	0	0	0	0
Pathways Elementary	1	5	5	0	0	0	0

PSU TOTALS							
All Surveyed Schools	13	45	45	0	0	0	0

PROJECTED COSTS

Orange County Schools

	Total Required Buildings (assumed)	Devices Required for each Building (assumed)	Total Devices	Unit Cost for each Device	Installation Cost for each Building	Total Estimate
Carbon Monoxide Alarms						
Orange County Schools	33	10	325	\$800	\$2,500	\$341,250

	Total Required Buildings (assumed)	Testing Required for each Building (assumed)	Total Testing Units	Unit Cost for each Test	Testing Cost for each Building	Total Estimate
Radon Gas Testing						
Orange County Schools	33	20	650	\$250	\$1,000	\$195,000

SURVEY DATA

Chapel Hill-Carrboro City Schools

<i>Chapel Hill-Carrboro City Schools</i>	<i>Total Number School Campuses</i>	<i>Total Number Existing Campus Buildings</i>	<i>Total Number Existing Classroom Buildings</i>	<i>Classroom Buildings w/Fuel Burning Appliances</i>	<i>Classroom Buildings w/Fuel Burning Mechanical</i>	<i>Classroom Buildings w/Carbon Monoxide Alarms</i>	<i>Classroom Buildings w/Radon Gas System</i>
Northside Elementary School	1	0	0	0	0	0	0
Carrboro Elementary School	1	0	0	0	0	0	0
Carrboro High School	1	0	0	0	0	0	0
Chapel Hill High School	1	0	0	0	0	0	0
McDougle Middle School	1	0	0	0	0	0	0
Elizabeth Seawell Elementary School	1	0	0	0	0	0	0
Ephesus Road Elementary School	1	0	0	0	0	0	0
Estes Hills Elementary School	1	0	0	0	0	0	0
East Chapel Hill High School	1	0	0	0	0	0	0
Frank Porter Graham Dual Language Magnet	1	0	0	0	0	0	0
Glenwood Elementary School	1	0	0	0	0	0	0
Grey Culbreth Middle School	1	0	0	0	0	0	0
Guy B. Phillips Middle School	1	0	0	0	0	0	0
McDougle Elementary School	1	0	0	0	0	0	0
UNC Hospital School	1	0	0	0	0	0	0
Mary Scroggs Elementary School	1	0	0	0	0	0	0
Morris Grove Elementary School	1	0	0	0	0	0	0
Mel and Zora Rashkis Elementary School	1	0	0	0	0	0	0
R.D. and Euzelle Smith Middle School	1	0	0	0	0	0	0
Phoenix Academy High School	1	0	0	0	0	0	0
Virtual Academy School	1	0	0	0	0	0	0

<i>PSU TOTALS</i>							
All Surveyed Schools	21	0	0	0	0	0	0

PROJECTED COSTS

Chapel Hill-Carrboro City Schools

<i>Carbon Monoxide Alarms</i>	<i>Total Required Buildings (assumed)</i>	<i>Devices Required for each Building (assumed)</i>	<i>Total Devices</i>	<i>Unit Cost for each Device</i>	<i>Installation Cost for each Building</i>	<i>Total Estimate</i>
Chapel Hill-Carrboro City Schools	53	10	525	\$800	\$2,500	\$551,250

<i>Radon Gas Testing</i>	<i>Total Required Buildings (assumed)</i>	<i>Testing Required for each Building (assumed)</i>	<i>Total Testing Units</i>	<i>Unit Cost for each Test</i>	<i>Testing Cost for each Building</i>	<i>Total Estimate</i>
Chapel Hill-Carrboro City Schools	53	20	1050	\$250	\$1,000	\$315,000

SURVEY DATA

Pamlico County Schools

	<i>Total Number School Campuses</i>	<i>Total Number Existing Campus Buildings</i>	<i>Total Number Existing Classroom Buildings</i>	<i>Classroom Buildings w/Fuel Burning Appliances</i>	<i>Classroom Buildings w/Fuel Burning Mechanical</i>	<i>Classroom Buildings w/Carbon Monoxide Alarms</i>	<i>Classroom Buildings w/Radon Gas System</i>
<i>Pamlico County Schools</i>							
Fred A. Anderson Elementary School	1	2	2	0	0	0	0
Pamlico County Middle School	1	4	3	0	0	0	0
Pamlico County High School	1	3	3	1	1	0	0
Pamlico County Primary School	1	1	1	1	0	0	0

<i>PSU TOTALS</i>							
All Surveyed Schools	4	10	9	2	1	0	0

PROJECTED COSTS

Pamlico County Schools

	<i>Total Required Buildings (assumed)</i>	<i>Devices Required for each Building (assumed)</i>	<i>Total Devices</i>	<i>Unit Cost for each Device</i>	<i>Installation Cost for each Building</i>	<i>Total Estimate</i>
<i>Carbon Monoxide Alarms</i>						
Pamlico County Schools	10	10	100	\$800	\$2,500	\$105,000

	<i>Total Required Buildings (assumed)</i>	<i>Testing Required for each Building (assumed)</i>	<i>Total Testing Units</i>	<i>Unit Cost for each Test</i>	<i>Testing Cost for each Building</i>	<i>Total Estimate</i>
<i>Radon Gas Testing</i>						
Pamlico County Schools	10	20	200	\$250	\$1,000	\$60,000

SURVEY DATA

Elizabeth City-Pasquotank Public Schools

<i>Elizabeth City-Pasquotank Public Schools</i>	<i>Total Number School Campuses</i>	<i>Total Number Existing Campus Buildings</i>	<i>Total Number Existing Classroom Buildings</i>	<i>Classroom Buildings w/Fuel Burning Appliances</i>	<i>Classroom Buildings w/Fuel Burning Mechanical</i>	<i>Classroom Buildings w/Carbon Monoxide Alarms</i>	<i>Classroom Buildings w/Radon Gas System</i>
Central Elementary	1	1	1	0	0	0	0
Elizabeth City Middle	1	1	1	0	1	0	0
H L Trigg Community School	1	1	1	0	0	0	0
Northside Elementary	1	1	1	0	0	0	0
J C Sawyer Elementary	1	1	1	0	1	0	0
Northeastern High	1	3	2	0	3	0	0
Pasquotank Elementary	1	1	1	0	1	0	0
Pasquotank County High	1	1	1	0	1	0	0
P W Moore Elementary	1	1	1	0	1	0	0
River Road Middle	1	1	1	0	1	0	0
Sheep-Harney Elementary	1	2	2	0	2	0	0
Elizabeth City Pasquotank Early College	1	1	1	0	1	0	0
Weeksville Elementary	1	2	2	0	1	0	0

<i>PSU TOTALS</i>							
All Surveyed Schools	13	17	16	0	13	0	0

PROJECTED COSTS

Elizabeth City-Pasquotank Public Schools

<i>Carbon Monoxide Alarms</i>	<i>Total Required Buildings (assumed)</i>	<i>Devices Required for each Building (assumed)</i>	<i>Total Devices</i>	<i>Unit Cost for each Device</i>	<i>Installation Cost for each Building</i>	<i>Total Estimate</i>
Elizabeth City-Pasquotank Public Schools	13	10	130	\$800	\$2,500	\$136,500

<i>Radon Gas Testing</i>	<i>Total Required Buildings (assumed)</i>	<i>Testing Required for each Building (assumed)</i>	<i>Total Testing Units</i>	<i>Unit Cost for each Test</i>	<i>Testing Cost for each Building</i>	<i>Total Estimate</i>
Elizabeth City-Pasquotank Public Schools	17	20	340	\$250	\$1,000	\$102,000

SURVEY DATA

Pender County Schools

	Total Number School Campuses	Total Number Existing Campus Buildings	Total Number Existing Classroom Buildings	Classroom Buildings w/Fuel Burning Appliances	Classroom Buildings w/Fuel Burning Mechanical	Classroom Buildings w/Carbon Monoxide Alarms	Classroom Buildings w/Radon Gas System
Pender County Schools							
C.F. Pope Elementary	1	3	3	1	1	0	0
Burgaw Middle School	1	6	4	2	3	0	0
Cape Fear Elementary School	1	2	2	1	1	0	0
Cape Fear Middle	1	3	3	1	1	0	0
Heide Trask High School	1	2	2	1	1	0	0
North Topsail Elementary School	1	1	1	1	1	0	0
Malpass Corner Elementary School	1	1	1	1	1	0	0
Pender High School	1	5	5	1	1	0	0
Pender Early College High School	1	0	0	0	0	0	0
Penderlea Elementary School	1	1	1	1	1	0	0
Pender Innovative Learning Academy	1	1	1	0	0	0	0
Rocky Point Elementary School	1	2	2	1	1	0	0
Topsail High School	1	2	2	1	2	0	0
Topsail Annandale Elementary School	1	6	6	1	1	0	0
Topsail Middle School	1	5	4	2	0	0	0
South Topsail Elementary School	1	1	1	1	1	0	0
West Pender Middle School	1	4	4	2	1	0	0
Surf City Elementary School	1	1	1	0	1	0	0
Surf City Middle School	1	1	1	1	1	0	0

PSU TOTALS							
All Surveyed Schools	19	47	44	19	19	0	0

PROJECTED COSTS

Pender County Schools

	Total Required Buildings (assumed)	Devices Required for each Building (assumed)	Total Devices	Unit Cost for each Device	Installation Cost for each Building	Total Estimate
Carbon Monoxide Alarms						
Pender County Schools	19	10	190	\$800	\$2,500	\$199,500

	Total Required Buildings (assumed)	Testing Required for each Building (assumed)	Total Testing Units	Unit Cost for each Test	Testing Cost for each Building	Total Estimate
Radon Gas Testing						
Pender County Schools	47	20	940	\$250	\$1,000	\$282,000

SURVEY DATA

Perquimans County Schools

	<i>Total Number School Campuses</i>	<i>Total Number Existing Campus Buildings</i>	<i>Total Number Existing Classroom Buildings</i>	<i>Classroom Buildings w/Fuel Burning Appliances</i>	<i>Classroom Buildings w/Fuel Burning Mechanical</i>	<i>Classroom Buildings w/Carbon Monoxide Alarms</i>	<i>Classroom Buildings w/Radon Gas System</i>
Perquimans County Schools							
Perquimans Central	1	1	1	1	1	0	0
Hertford Grammar	1	5	5	1	1	0	0
Perquimans County High	1	9	7	1	1	0	0
Perquimans County Middle	1	1	1	1	1	0	0

PSU TOTALS							
All Surveyed Schools	4	16	14	4	4	0	0

PROJECTED COSTS

Perquimans County Schools

	<i>Total Required Buildings (assumed)</i>	<i>Devices Required for each Building (assumed)</i>	<i>Total Devices</i>	<i>Unit Cost for each Device</i>	<i>Installation Cost for each Building</i>	<i>Total Estimate</i>
Carbon Monoxide Alarms						
Perquimans County Schools	4	10	40	\$800	\$2,500	\$42,000

	<i>Total Required Buildings (assumed)</i>	<i>Testing Required for each Building (assumed)</i>	<i>Total Testing Units</i>	<i>Unit Cost for each Test</i>	<i>Testing Cost for each Building</i>	<i>Total Estimate</i>
Radon Gas Testing						
Perquimans County Schools	16	20	320	\$250	\$1,000	\$96,000

SURVEY DATA

Person County Schools

	Total Number School Campuses	Total Number Existing Campus Buildings	Total Number Existing Classroom Buildings	Classroom Buildings w/Fuel Burning Appliances	Classroom Buildings w/Fuel Burning Mechanical	Classroom Buildings w/Carbon Monoxide Alarms	Classroom Buildings w/Radon Gas System
Person County Schools							
Helena Elementary	1	0	0	0	0	0	0
North Elementary	1	0	0	0	0	0	0
North End Elementary	1	0	0	0	0	0	0
Northern Middle	1	0	0	0	0	0	0
Oak Lane Elementary	1	0	0	0	0	0	0
Person Early College for Innovation & Leaders	1	0	0	0	0	0	0
Person High	1	0	0	0	0	0	0
Stories Creek Elementary	1	0	0	0	0	0	0
South Elementary	1	0	0	0	0	0	0
Southern Middle	1	0	0	0	0	0	0
Person County Schools Virtual Academy	1	0	0	0	0	0	0
Woodland Elementary	1	0	0	0	0	0	0

PSU TOTALS							
All Surveyed Schools	12	0	0	0	0	0	0

PROJECTED COSTS

Person County Schools

	Total Required Buildings (assumed)	Devices Required for each Building (assumed)	Total Devices	Unit Cost for each Device	Installation Cost for each Building	Total Estimate
Carbon Monoxide Alarms						
Person County Schools	30	10	300	\$800	\$2,500	\$315,000

	Total Required Buildings (assumed)	Testing Required for each Building (assumed)	Total Testing Units	Unit Cost for each Test	Testing Cost for each Building	Total Estimate
Radon Gas Testing						
Person County Schools	30	20	600	\$250	\$1,000	\$180,000

SURVEY DATA

Pitt County Schools

	Total Number School Campuses	Total Number Existing Campus Buildings	Total Number Existing Classroom Buildings	Classroom Buildings w/Fuel Burning Appliances	Classroom Buildings w/Fuel Burning Mechanical	Classroom Buildings w/Carbon Monoxide Alarms	Classroom Buildings w/Radon Gas System
Pitt County Schools							
A G Cox Middle School	1	7	7	0	4	5	0
Ayden Elementary School	1	4	4	0	2	0	0
Ayden Middle School	1	3	3	0	1	1	0
Ayden-Grifton High School	1	7	6	0	2	2	0
Belvoir Elementary School	1	4	3	1	3	4	0
Bethel Elementary School	1	1	1	1	1	1	0
C M Eppes Middle School	1	5	4	0	3	3	0
Creekside Elementary School	1	10	10	0	1	0	0
Chicod School	1	5	4	0	1	1	0
D H Conley High School	1	4	3	0	1	1	0
Falkland Elementary School	1	3	3	1	1	2	0
Eastern Elementary School	1	5	5	0	1	0	0
E B Aycock Middle School	1	1	1	1	1	1	0
Elmhurst Elementary School	1	4	4	0	2	2	0
Farmville Middle School	1	2	2	1	2	2	0
Farmville Central High School	1	3	2	0	2	2	0
Grifton School	1	7	7	1	4	4	0
G R Whitfield School	1	5	5	1	1	1	0
H B Sugg Elementary School	1	6	6	1	1	0	0
Hope Middle	1	7	7	0	1	0	0
Junius H Rose High	1	5	5	1	2	3	0
Lakeforest Elementary School	1	11	11	0	1	1	0
North Pitt High School	1	5	5	0	3	3	0
Northwest Elementary School	1	5	5	0	1	1	0
Pactolus School	1	5	5	0	2	0	0
Vidant Health	1	0	0	0	0	0	0
Ridgewood Elementary School	1	8	8	0	1	0	0
W H Robinson Elementary School	1	2	2	0	2	0	0
Sadie Saulter	1	2	2	0	1	0	0
Sam D Bundy Elementary School	1	1	1	0	1	0	0
South Central High School	1	3	1	1	1	1	0
South Greenville Elementary School	1	4	4	0	3	0	0
Stokes School	1	1	1	0	1	0	0
Wahl-Coates Elementary School	1	15	14	0	10	10	0
Wellcome Middle School	1	1	1	0	1	1	0
Wintergreen Intermediate School	1	3	3	0	1	1	0
Wintergreen Primary School	1	7	7	0	1	1	0
PCS Early College High School	1	1	1	0	0	0	0
Innovation Early College High School	1	1	1	0	0	0	0
Pitt County Virtual	1	0	0	0	0	0	0

PSU TOTALS							
All Surveyed Schools	40	173	164	10	67	54	0

PROJECTED COSTS

Pitt County Schools

		Total Required Buildings (assumed)	Devices Required for each Building (assumed)	Total Devices	Unit Cost for each Device	Installation Cost for each Building	Total Estimate
Carbon Monoxide Alarms							
Pitt County Schools		40	10	400	\$800	\$2,500	\$420,000

		Total Required Buildings (assumed)	Testing Required for each Building (assumed)	Total Testing Units	Unit Cost for each Test	Testing Cost for each Building	Total Estimate
Radon Gas Testing							
Pitt County Schools		173	20	3460	\$250	\$1,000	\$1,038,000

DRAFT

SURVEY DATA

Polk County Schools

	<i>Total Number School Campuses</i>	<i>Total Number Existing Campus Buildings</i>	<i>Total Number Existing Classroom Buildings</i>	<i>Classroom Buildings w/Fuel Burning Appliances</i>	<i>Classroom Buildings w/Fuel Burning Mechanical</i>	<i>Classroom Buildings w/Carbon Monoxide Alarms</i>	<i>Classroom Buildings w/Radon Gas System</i>
Polk County Schools							
Tryon Elementary School	1	5	5	1	3	0	0
Polk Central Elementary School	1	4	3	1	1	1	0
Polk County Early College	1	1	1	1	1	0	0
Polk County High School	1	15	6	1	3	0	0
Polk County Middle School	1	2	1	1	1	0	0
Saluda Elementary School	1	6	6	1	3	1	0
Sunny View Elementary School	1	3	3	0	1	1	0

PSU TOTALS							
All Surveyed Schools	7	36	25	6	13	3	0

PROJECTED COSTS

Polk County Schools

	<i>Total Required Buildings (assumed)</i>	<i>Devices Required for each Building (assumed)</i>	<i>Total Devices</i>	<i>Unit Cost for each Device</i>	<i>Installation Cost for each Building</i>	<i>Total Estimate</i>
Carbon Monoxide Alarms						
Polk County Schools	10	10	100	\$800	\$2,500	\$105,000

	<i>Total Required Buildings (assumed)</i>	<i>Testing Required for each Building (assumed)</i>	<i>Total Testing Units</i>	<i>Unit Cost for each Test</i>	<i>Testing Cost for each Building</i>	<i>Total Estimate</i>
Radon Gas Testing						
Polk County Schools	36	20	720	\$250	\$1,000	\$216,000

SURVEY DATA

Randolph County School System

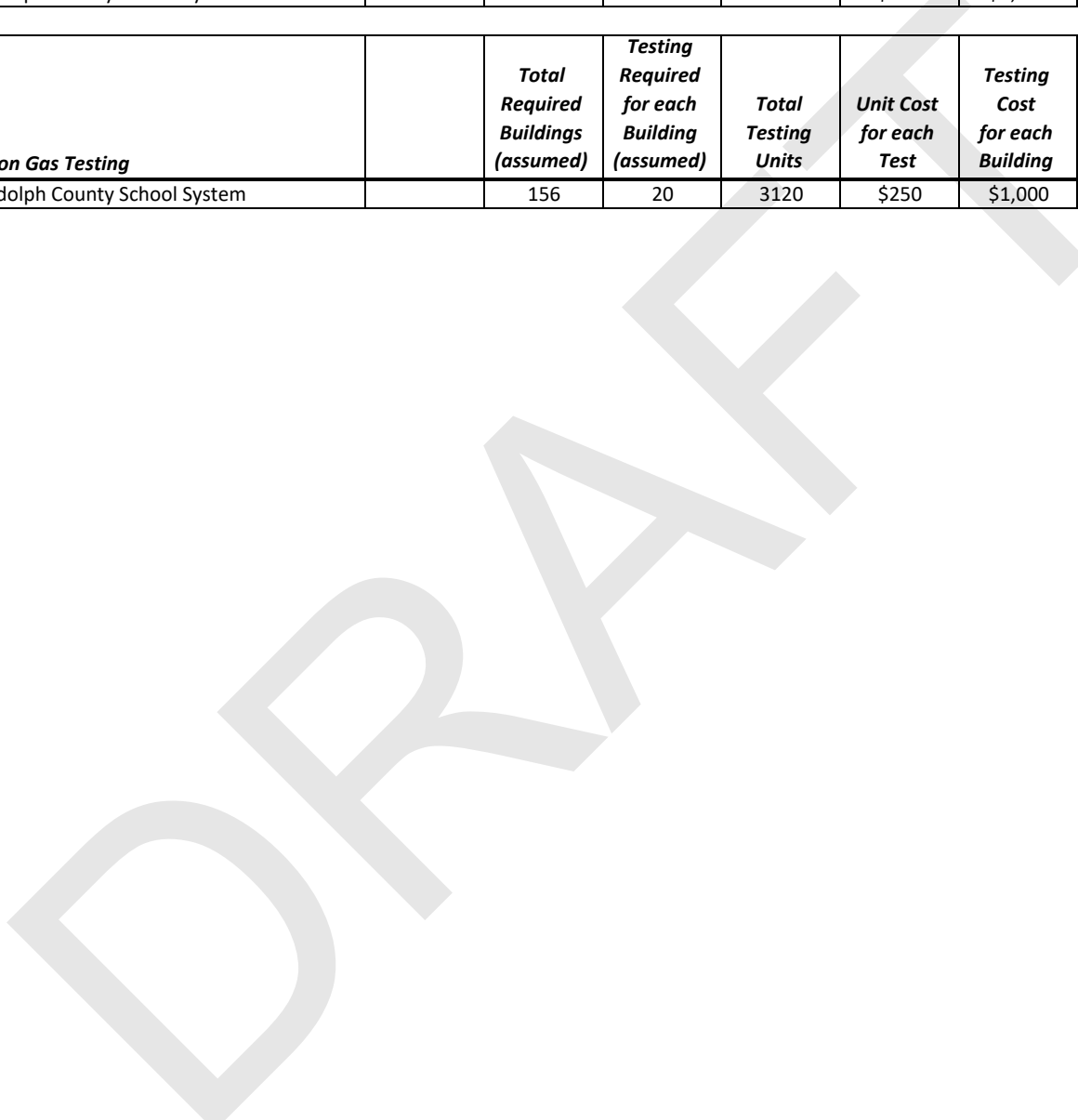
<i>Randolph County School System</i>	<i>Total Number School Campuses</i>	<i>Total Number Existing Campus Buildings</i>	<i>Total Number Existing Classroom Buildings</i>	<i>Classroom Buildings w/Fuel Burning Appliances</i>	<i>Classroom Buildings w/Fuel Burning Mechanical</i>	<i>Classroom Buildings w/Carbon Monoxide Alarms</i>	<i>Classroom Buildings w/Radon Gas System</i>
Archdale Elementary School	1	5	5	0	2	0	0
Trinity Middle School	1	1	1	0	1	1	0
Coleridge Elementary School	1	5	3	0	1	0	0
Eastern Randolph High School	1	14	14	0	2	0	0
Farmer Elementary School	1	1	1	0	1	0	0
Franklinville Elementary School	1	7	6	0	1	0	0
Grays Chapel Elementary School	1	14	14	0	1	0	0
Hopewell Elementary School	1	1	1	0	1	0	0
John R Lawrence Elementary School	1	1	1	0	1	0	0
Level Cross Elementary School	1	1	1	0	1	0	0
Liberty Elementary School	1	6	6	0	2	0	0
New Market Elementary School	1	1	1	0	1	0	0
Northeastern Randolph Middle School	1	1	1	0	1	0	0
Providence Grove High School	1	1	1	0	1	0	0
Ramseur Elementary School	1	7	7	0	2	0	0
Randleman Elementary School	1	7	7	0	1	0	0
Randleman High School	1	22	21	0	1	0	0
Randleman Middle School	1	3	2	0	1	0	0
Randolph Early College High School	1	1	1	0	1	0	0
Seagrove Elementary School	1	3	3	0	2	0	0
Southeastern Randolph Middle School	1	2	1	0	1	0	0
Southwestern Randolph High School	1	17	15	0	3	0	0
Southmont Elementary School	1	1	1	0	1	0	0
Southwestern Randolph Middle School	1	2	1	0	1	0	0
Tabernacle Elementary School	1	2	1	0	1	0	0
Trindale Elementary School	1	2	2	0	2	0	0
Trinity Elementary School	1	2	1	0	1	0	0
Wheatmore Middle School	1	3	1	0	1	0	0
Trinity High School	1	14	13	0	3	0	0
Uwharrie Ridge Six-Twelve	1	2	1	0	1	0	0
The Virtual Academy at Randolph	1	1	1	0	0	0	0
Wheatmore High School	1	6	1	0	1	0	0

PSU TOTALS							
All Surveyed Schools	32	156	136	0	41	1	0

PROJECTED COSTS

		Total Required Buildings (assumed)	Devices Required for each Building (assumed)	Total Devices	Unit Cost for each Device	Installation Cost for each Building	Total Estimate
Carbon Monoxide Alarms							
Randolph County School System		40	10	400	\$800	\$2,500	\$420,000

		Total Required Buildings (assumed)	Testing Required for each Building (assumed)	Total Testing Units	Unit Cost for each Test	Testing Cost for each Building	Total Estimate
Radon Gas Testing							
Randolph County School System		156	20	3120	\$250	\$1,000	\$936,000



SURVEY DATA

Asheboro City Schools

	Total Number School Campuses	Total Number Existing Campus Buildings	Total Number Existing Classroom Buildings	Classroom Buildings w/Fuel Burning Appliances	Classroom Buildings w/Fuel Burning Mechanical	Classroom Buildings w/Carbon Monoxide Alarms	Classroom Buildings w/Radon Gas System
Asheboro City Schools							
Asheboro High School	1	4	2	1	1	1	0
South Asheboro Middle School	1	2	1	1	1	0	0
Balfour Elementary School	1	4	1	0	1	0	0
Charles W McCrary Elementary	1	4	2	0	1	0	0
Donna L Loflin Elementary School	1	1	1	1	1	0	0
Guy B Teachey Elementary School	1	1	1	0	1	0	0
Lindley Park Elementary School	1	3	3	0	1	0	0
North Asheboro Middle School	1	3	3	0	1	0	0

PSU TOTALS							
All Surveyed Schools	8	22	14	3	8	1	0

PROJECTED COSTS

Asheboro City Schools

	Total Required Buildings (assumed)	Devices Required for each Building (assumed)	Total Devices	Unit Cost for each Device	Installation Cost for each Building	Total Estimate
Carbon Monoxide Alarms						
Asheboro City Schools	7	10	70	\$800	\$2,500	\$73,500

	Total Required Buildings (assumed)	Testing Required for each Building (assumed)	Total Testing Units	Unit Cost for each Test	Testing Cost for each Building	Total Estimate
Radon Gas Testing						
Asheboro City Schools	22	20	440	\$250	\$1,000	\$132,000

SURVEY DATA

Richmond County Schools

	Total Number School Campuses	Total Number Existing Campus Buildings	Total Number Existing Classroom Buildings	Classroom Buildings w/Fuel Burning Appliances	Classroom Buildings w/Fuel Burning Mechanical	Classroom Buildings w/Carbon Monoxide Alarms	Classroom Buildings w/Radon Gas System
Richmond County Schools							
East Rockingham Elementary School	1	1	1	1	1	0	0
Ellerbe Middle	1	3	3	3	0	0	0
Fairview Heights Elementary	1	2	2	2	2	0	0
Hamlet Middle	1	1	1	1	1	0	0
L J Bell Elementary	1	2	2	2	2	0	0
Ashley Chapel Educational Center	1	1	1	1	0	0	0
Mineral Springs Elementary	1	1	1	1	0	0	0
Monroe Avenue Elementary	1	3	3	3	3	0	0
Richmond Senior High School	1	4	4	4	4	0	0
Richmond Early College High School	1	0	0	0	0	0	0
Richmond County 9th Grade Academy	1	2	2	2	2	0	0
Rockingham Middle	1	3	3	3	3	0	0
Cordova Middle	1	3	3	3	3	0	0
West Rockingham Elementary	1	3	3	3	3	0	0
Washington Street Elementary School	1	1	1	1	1	0	0

PSU TOTALS							
All Surveyed Schools	15	30	30	30	25	0	0

PROJECTED COSTS

Richmond County Schools

	Total Required Buildings (assumed)	Devices Required for each Building (assumed)	Total Devices	Unit Cost for each Device	Installation Cost for each Building	Total Estimate
Carbon Monoxide Alarms						
Richmond County Schools	30	10	300	\$800	\$2,500	\$315,000

	Total Required Buildings (assumed)	Testing Required for each Building (assumed)	Total Testing Units	Unit Cost for each Test	Testing Cost for each Building	Total Estimate
Radon Gas Testing						
Richmond County Schools	30	20	600	\$250	\$1,000	\$180,000

SURVEY DATA

<i>Public Schools of Robeson County</i>	<i>Total Number School Campuses</i>	<i>Total Number Existing Campus Buildings</i>	<i>Total Number Existing Classroom Buildings</i>	<i>Classroom Buildings w/Fuel Burning Appliances</i>	<i>Classroom Buildings w/Fuel Burning Mechanical</i>	<i>Classroom Buildings w/Carbon Monoxide Alarms</i>	<i>Classroom Buildings w/Radon Gas System</i>
Deep Branch Elementary	1	4	4	0	2	0	0
East Robeson Primary	1	2	2	0	1	0	0
Fairmont High	1	6	3	1	2	0	0
Fairmont Middle	1	4	3	1	2	0	0
Fairgrove Elementary School	1	5	3	0	1	0	0
L Gilbert Carroll	1	1	1	1	1	0	0
Robeson Co Career Center	1	12	5	3	3	0	0
Littlefield Middle	1	10	10	0	1	0	0
Long Branch Elementary	1	8	8	0	2	0	0
Lumberton Junior	1	5	4	0	0	0	0
Lumberton Senior High	1	5	5	5	5	0	0
Magnolia Elementary	1	10	9	0	2	0	0
Orrum Middle	1	6	6	0	1	0	0
Oxendine Elementary	1	9	8	1	1	0	0
Parkton Elementary	1	6	6	0	2	0	0
Pembroke Elementary	1	2	1	1	1	0	0
Pembroke Middle	1	6	6	1	1	0	0
Peterson Elementary	1	3	3	1	0	0	0
Piney Grove Elementary	1	12	12	0	0	0	0
Prospect Elementary	1	6	6	0	2	0	0
PSRC Early College at RCC	1	5	4	0	0	0	0
Red Springs High	1	7	6	3	2	0	0
Rex-Rennert Elementary	1	8	8	0	1	0	0
Red Springs Middle	1	5	3	1	1	0	0
Rosenwald Elementary	1	7	5	0	2	0	0
Rowland Norment Elementary	1	6	6	1	2	0	0
Saint Pauls Elementary	1	3	2	1	2	0	0
Saint Pauls High	1	8	8	3	2	0	0
Saint Pauls Middle	1	8	6	0	1	0	0
Tanglewood Elementary	1	3	2	1	1	0	0
Southside Ashpole Elementary School	1	7	6	0	1	0	0
Townsend Elementary	1	6	6	0	1	0	0
Union Chapel Elementary	1	9	9	0	1	0	0
Union Elementary	1	7	7	1	1	0	0
W H Knuckles	1	6	5	0	1	0	0
Purnell Swett High	1	13	12	3	3	0	0
South Robeson Middle School	1	8	6	1	2	0	0

PSU TOTALS							
All Surveyed Schools	37	238	206	30	54	0	0

PROJECTED COSTS

Public Schools of Robeson County

		Total Required Buildings (assumed)	Devices Required for each Building (assumed)	Total Devices	Unit Cost for each Device	Installation Cost for each Building	Total Estimate
Carbon Monoxide Alarms							
Public Schools of Robeson County		54	10	540	\$800	\$2,500	\$567,000

		Total Required Buildings (assumed)	Testing Required for each Building (assumed)	Total Testing Units	Unit Cost for each Test	Testing Cost for each Building	Total Estimate
Radon Gas Testing							
Public Schools of Robeson County		238	20	4760	\$250	\$1,000	\$1,428,000

DRAFT

SURVEY DATA

Rockingham County Schools

<i>Rockingham County Schools</i>	<i>Total Number School Campuses</i>	<i>Total Number Existing Campus Buildings</i>	<i>Total Number Existing Classroom Buildings</i>	<i>Classroom Buildings w/Fuel Burning Appliances</i>	<i>Classroom Buildings w/Fuel Burning Mechanical</i>	<i>Classroom Buildings w/Carbon Monoxide Alarms</i>	<i>Classroom Buildings w/Radon Gas System</i>
Bethany Elementary	1	1	1	1	1	0	0
Central Elementary	1	1	1	1	1	0	0
Dalton McMichael High	1	3	3	1	3	0	0
Douglass Elementary	1	1	1	1	1	0	0
Huntsville Elementary	1	1	1	1	1	0	0
J E Holmes Middle	1	3	3	1	2	0	0
Leaksville-Spray Elementary	1	1	1	1	1	0	0
Lincoln Elementary	1	1	1	1	1	0	0
Monroeton Elementary	1	1	1	1	1	0	0
John M Morehead High	1	6	6	1	5	0	0
Moss Street Elementary	1	3	3	1	1	0	0
John W Dillard Academy	1	1	1	1	1	0	0
Reidsville High	1	7	7	1	6	0	0
Reidsville Middle	1	1	1	1	1	0	0
Rockingham County High	1	3	3	1	1	0	0
Rockingham Co Early College High	1	0	0	0	0	0	0
Rockingham County Middle	1	1	1	1	1	0	0
South End Elementary	1	2	2	0	1	0	0
Stoneville Elementary	1	6	6	1	5	2	0
The SCORE Center	1	2	1	1	1	0	0
Western Rockingham Middle	1	3	3	1	3	1	0
Wentworth Elementary	1	1	1	1	1	0	0
Williamsburg Elementary	1	1	1	1	1	0	0

<i>PSU TOTALS</i>							
All Surveyed Schools	23	50	49	21	40	3	0

PROJECTED COSTS

Rockingham County Schools

<i>Carbon Monoxide Alarms</i>	<i>Total Required Buildings (assumed)</i>	<i>Devices Required for each Building (assumed)</i>	<i>Total Devices</i>	<i>Unit Cost for each Device</i>	<i>Installation Cost for each Building</i>	<i>Total Estimate</i>
Rockingham County Schools	37	10	370	\$800	\$2,500	\$388,500

<i>Radon Gas Testing</i>	<i>Total Required Buildings (assumed)</i>	<i>Testing Required for each Building (assumed)</i>	<i>Total Testing Units</i>	<i>Unit Cost for each Test</i>	<i>Testing Cost for each Building</i>	<i>Total Estimate</i>
Rockingham County Schools	50	20	1000	\$250	\$1,000	\$300,000

SURVEY DATA

<i>Rowan-Salisbury Schools</i>	<i>Total Number School Campuses</i>	<i>Total Number Existing Campus Buildings</i>	<i>Total Number Existing Classroom Buildings</i>	<i>Classroom Buildings w/Fuel Burning Appliances</i>	<i>Classroom Buildings w/Fuel Burning Mechanical</i>	<i>Classroom Buildings w/Carbon Monoxide Alarms</i>	<i>Classroom Buildings w/Radon Gas System</i>
John S Henderson Independent High School	1	2	2	2	0	0	0
Bostian Elementary School	1	11	10	10	0	0	0
Charles C Erwin Middle School	1	2	2	2	0	0	0
Carroll T Overton Elementary School	1	3	3	3	0	0	0
China Grove Elementary School	1	2	2	2	0	0	0
China Grove Middle School	1	3	3	3	0	0	0
Corriher-Lipe Middle School	1	2	2	2	0	0	0
East Rowan High School	1	3	3	3	0	0	0
Elizabeth Duncan Koontz Elementary School	1	1	1	1	0	0	0
Ethan H Shive Elementary School	1	1	1	1	0	0	0
Granite Quarry Elementary School	1	3	2	2	0	0	0
Harold D Isenberg Elementary	1	3	3	3	0	0	0
Elizabeth Hanford Dole Elementary School	1	2	2	2	0	0	0
Hurley Elementary	1	5	5	5	0	0	0
Jesse C Carson High School	1	2	1	1	0	0	0
Knollwood Elementary School	1	3	3	3	0	0	0
Landis Elementary School	1	3	3	3	0	0	0
Millbridge Elementary School	1	1	1	1	0	0	0
Morgan Elementary School	1	3	3	3	0	0	0
Mount Ulla Elementary School	1	1	1	0	1	0	0
North Rowan Elementary School	1	1	1	1	0	0	0
North Rowan High School	1	4	4	4	0	0	0
North Rowan Middle School	1	1	1	1	0	0	0
Rockwell Elementary School	1	5	5	5	0	0	0
Rowan County Early College	1	2	1	1	0	0	0
Salisbury High School	1	6	6	6	0	0	0
Southeast Middle School	1	3	3	3	0	0	0
South Rowan High School	1	3	3	3	0	0	0
West Rowan Elementary	1	1	1	1	0	0	0
West Rowan High School	1	5	5	1	0	0	0
West Rowan Middle School	1	1	1	1	0	0	0
Summit Virtual Academy	1	1	1	1	0	0	0

PSU TOTALS							
All Surveyed Schools	32	89	85	80	1	0	0

PROJECTED COSTS

Rowan-Salisbury Schools

		Total Required Buildings (assumed)	Devices Required for each Building (assumed)	Total Devices	Unit Cost for each Device	Installation Cost for each Building	Total Estimate
Carbon Monoxide Alarms							
Rowan-Salisbury Schools		80	10	800	\$800	\$2,500	\$840,000

		Total Required Buildings (assumed)	Testing Required for each Building (assumed)	Total Testing Units	Unit Cost for each Test	Testing Cost for each Building	Total Estimate
Radon Gas Testing							
Rowan-Salisbury Schools		89	20	1780	\$250	\$1,000	\$534,000

DRAFT

SURVEY DATA

Rutherford County Schools

<i>Rutherford County Schools</i>	<i>Total Number School Campuses</i>	<i>Total Number Existing Campus Buildings</i>	<i>Total Number Existing Classroom Buildings</i>	<i>Classroom Buildings w/Fuel Burning Appliances</i>	<i>Classroom Buildings w/Fuel Burning Mechanical</i>	<i>Classroom Buildings w/Carbon Monoxide Alarms</i>	<i>Classroom Buildings w/Radon Gas System</i>
Chase High School	1	12	3	1	1	1	0
Chase Middle School	1	1	1	0	1	1	0
Cliffside Elementary School	1	3	2	1	2	1	0
Forest City-Dunbar Elementary School	1	2	1	1	1	1	0
East Rutherford High School	1	9	2	0	1	1	0
East Rutherford Middle School	1	2	1	0	1	1	0
Ellenboro Elementary School	1	2	1	0	1	1	0
Forrest W. Hunt Elementary School	1	2	1	0	1	1	0
Harris Elementary School	1	1	1	0	1	1	0
Mt. Vernon-Ruth Elementary School	1	3	1	0	1	1	0
Pinnacle Elementary School	1	3	1	0	1	1	0
R-S Middle School	1	2	1	1	1	1	0
R-S Central High School	1	13	2	1	1	1	0
Rutherford Early College High School	1	1	1	0	0	0	0
Rutherford Opportunity Center	1	3	2	1	1	0	0
Rutherfordton Elementary School	1	2	1	1	1	1	0
Spindale Elementary School	1	2	1	0	1	1	0
Sunshine Elementary School	1	2	1	0	1	1	0

<i>PSU TOTALS</i>							
All Surveyed Schools	18	65	24	7	18	16	0

PROJECTED COSTS

Rutherford County Schools

<i>Carbon Monoxide Alarms</i>	<i>Total Required Buildings (assumed)</i>	<i>Devices Required for each Building (assumed)</i>	<i>Total Devices</i>	<i>Unit Cost for each Device</i>	<i>Installation Cost for each Building</i>	<i>Total Estimate</i>
Rutherford County Schools	12	10	120	\$800	\$2,500	\$126,000

<i>Radon Gas Testing</i>	<i>Total Required Buildings (assumed)</i>	<i>Testing Required for each Building (assumed)</i>	<i>Total Testing Units</i>	<i>Unit Cost for each Test</i>	<i>Testing Cost for each Building</i>	<i>Total Estimate</i>
Rutherford County Schools	65	20	1300	\$250	\$1,000	\$390,000

SURVEY DATA

Sampson County Schools

<i>Sampson County Schools</i>	<i>Total Number School Campuses</i>	<i>Total Number Existing Campus Buildings</i>	<i>Total Number Existing Classroom Buildings</i>	<i>Classroom Buildings w/Fuel Burning Appliances</i>	<i>Classroom Buildings w/Fuel Burning Mechanical</i>	<i>Classroom Buildings w/Carbon Monoxide Alarms</i>	<i>Classroom Buildings w/Radon Gas System</i>
Roseboro Elementary School	1	1	1	0	0	0	0
Clement Elementary	1	1	1	0	0	0	0
Sampson Early College High	1	1	1	0	0	0	0
Hargrove Elementary	1	2	1	0	0	0	0
Hobbtton Elementary	1	1	1	0	0	0	0
Hobbtton Middle	1	4	4	0	0	0	0
Hobbtton High	1	10	10	0	0	0	0
Lakewood High	1	4	3	0	0	0	0
Midway Elementary	1	5	5	0	0	0	0
Midway High	1	1	1	0	0	0	0
Midway Middle	1	1	1	0	0	0	0
Plain View Elementary	1	1	1	0	0	0	0
Union Middle	1	5	4	0	0	0	0
Roseboro-Salemburg Middle	1	6	5	0	0	0	0
Salemburg Elementary	1	8	8	0	0	0	0
Union Elementary	1	5	5	0	0	0	0
Union Intermediate School	1	3	3	0	0	0	0
Union High	1	1	1	0	0	0	0

<i>PSU TOTALS</i>							
All Surveyed Schools	18	60	56	0	0	0	0

PROJECTED COSTS

Sampson County Schools

<i>Carbon Monoxide Alarms</i>	<i>Total Required Buildings (assumed)</i>	<i>Devices Required for each Building (assumed)</i>	<i>Total Devices</i>	<i>Unit Cost for each Device</i>	<i>Installation Cost for each Building</i>	<i>Total Estimate</i>
Sampson County Schools	45	10	450	\$800	\$2,500	\$472,500

<i>Radon Gas Testing</i>	<i>Total Required Buildings (assumed)</i>	<i>Testing Required for each Building (assumed)</i>	<i>Total Testing Units</i>	<i>Unit Cost for each Test</i>	<i>Testing Cost for each Building</i>	<i>Total Estimate</i>
Sampson County Schools	60	20	1200	\$250	\$1,000	\$360,000

SURVEY DATA

Clinton City Schools

	<i>Total Number School Campuses</i>	<i>Total Number Existing Campus Buildings</i>	<i>Total Number Existing Classroom Buildings</i>	<i>Classroom Buildings w/Fuel Burning Appliances</i>	<i>Classroom Buildings w/Fuel Burning Mechanical</i>	<i>Classroom Buildings w/Carbon Monoxide Alarms</i>	<i>Classroom Buildings w/Radon Gas System</i>
Clinton City Schools							
Butler Avenue Elementary	1	4	4	1	4	0	0
Clinton High	1	4	1	1	3	0	0
Langdon C Kerr Elementary	1	3	3	1	3	0	0
Sampson Middle	1	3	3	1	3	0	0
Sunset Avenue Elementary	1	4	4	1	4	0	0

PSU TOTALS							
All Surveyed Schools	5	18	15	5	17	0	0

PROJECTED COSTS

Clinton City Schools

	<i>Total Required Buildings (assumed)</i>	<i>Devices Required for each Building (assumed)</i>	<i>Total Devices</i>	<i>Unit Cost for each Device</i>	<i>Installation Cost for each Building</i>	<i>Total Estimate</i>
Carbon Monoxide Alarms						
Clinton City Schools	17	10	170	\$800	\$2,500	\$178,500

	<i>Total Required Buildings (assumed)</i>	<i>Testing Required for each Building (assumed)</i>	<i>Total Testing Units</i>	<i>Unit Cost for each Test</i>	<i>Testing Cost for each Building</i>	<i>Total Estimate</i>
Radon Gas Testing						
Clinton City Schools	18	20	360	\$250	\$1,000	\$108,000

SURVEY DATA

Scotland County Schools

	<i>Total Number School Campuses</i>	<i>Total Number Existing Campus Buildings</i>	<i>Total Number Existing Classroom Buildings</i>	<i>Classroom Buildings w/Fuel Burning Appliances</i>	<i>Classroom Buildings w/Fuel Burning Mechanical</i>	<i>Classroom Buildings w/Carbon Monoxide Alarms</i>	<i>Classroom Buildings w/Radon Gas System</i>
Scotland County Schools							
Carver Middle	1	1	1	1	1	0	0
Shaw Academy	1	2	2	0	1	0	0
Laurel Hill Elementary	1	1	1	1	1	0	0
Scotland High School	1	7	5	1	7	0	0
Scotland Early College High	1	1	1	0	1	0	0
Spring Hill Middle	1	1	1	0	1	0	0
South Johnson Elementary School	1	1	1	0	1	0	0
Wagram Elementary	1	1	1	0	1	0	0
Sycamore Lane Elementary	1	1	1	0	1	0	0
Sycamore Lane Primary School	1	1	1	0	1	0	0

PSU TOTALS							
All Surveyed Schools	10	17	15	3	16	0	0

PROJECTED COSTS

Scotland County Schools

	<i>Total Required Buildings (assumed)</i>	<i>Devices Required for each Building (assumed)</i>	<i>Total Devices</i>	<i>Unit Cost for each Device</i>	<i>Installation Cost for each Building</i>	<i>Total Estimate</i>
Carbon Monoxide Alarms						
Scotland County Schools	16	10	160	\$800	\$2,500	\$168,000

	<i>Total Required Buildings (assumed)</i>	<i>Testing Required for each Building (assumed)</i>	<i>Total Testing Units</i>	<i>Unit Cost for each Test</i>	<i>Testing Cost for each Building</i>	<i>Total Estimate</i>
Radon Gas Testing						
Scotland County Schools	17	20	340	\$250	\$1,000	\$102,000

SURVEY DATA

Stanly County Schools

<i>Stanly County Schools</i>	<i>Total Number School Campuses</i>	<i>Total Number Existing Campus Buildings</i>	<i>Total Number Existing Classroom Buildings</i>	<i>Classroom Buildings w/Fuel Burning Appliances</i>	<i>Classroom Buildings w/Fuel Burning Mechanical</i>	<i>Classroom Buildings w/Carbon Monoxide Alarms</i>	<i>Classroom Buildings w/Radon Gas System</i>
Albemarle High School	1	3	3	3	3	0	0
Albemarle Middle School	1	1	1	1	1	0	0
Aquadale Elementary School	1	4	3	4	4	0	0
Badin Elementary School	1	4	4	4	4	0	0
Central Elementary School	1	1	1	1	1	0	0
Endy Elementary School	1	2	2	1	1	0	0
East Albemarle Elementary School	1	2	1	2	2	0	0
Locust Elementary School	1	3	3	3	3	0	0
Millingport Elementary School	1	2	2	2	2	0	0
North Stanly Middle School	1	1	1	1	1	0	0
North Stanly High School	1	8	4	1	2	0	0
Norwood Elementary School	1	4	4	3	3	0	0
Oakboro Choice STEM School	1	3	3	4	4	0	0
Richfield Elementary School	1	2	2	2	2	0	0
West Stanly Middle School	1	1	1	1	1	0	0
South Stanly High School	1	4	3	4	4	0	0
South Stanly Middle School	1	1	1	1	1	0	0
Stanfield Elementary School	1	4	3	2	2	0	0
Stanly Early College High School	1	0	0	0	0	0	0
Stanly STEM Early College	1	0	0	0	0	0	0
Stanly County Virtual Education	1	0	0	0	0	0	0
West Stanly High School	1	8	5	4	4	0	0
Stanly Academy Learning Center	1	2	2	2	2	0	0

<i>PSU TOTALS</i>							
All Surveyed Schools	23	60	49	46	47	0	0

PROJECTED COSTS

Stanly County Schools

<i>Carbon Monoxide Alarms</i>	<i>Total Required Buildings (assumed)</i>	<i>Devices Required for each Building (assumed)</i>	<i>Total Devices</i>	<i>Unit Cost for each Device</i>	<i>Installation Cost for each Building</i>	<i>Total Estimate</i>
Stanly County Schools	47	10	470	\$800	\$2,500	\$493,500

<i>Radon Gas Testing</i>	<i>Total Required Buildings (assumed)</i>	<i>Testing Required for each Building (assumed)</i>	<i>Total Testing Units</i>	<i>Unit Cost for each Test</i>	<i>Testing Cost for each Building</i>	<i>Total Estimate</i>
Stanly County Schools	60	20	1200	\$250	\$1,000	\$360,000

SURVEY DATA

Stokes County Schools

	Total Number School Campuses	Total Number Existing Campus Buildings	Total Number Existing Classroom Buildings	Classroom Buildings w/Fuel Burning Appliances	Classroom Buildings w/Fuel Burning Mechanical	Classroom Buildings w/Carbon Monoxide Alarms	Classroom Buildings w/Radon Gas System
Stokes County Schools							
Chestnut Grove Middle School	1	1	1	0	0	0	0
Germanton Elementary School	1	1	1	0	0	0	0
Mount Olive Elementary School	1	1	1	0	0	0	0
King Elementary School	1	5	4	0	2	0	0
Lawsonville Elementary School	1	2	1	0	0	0	0
Meadowbrook Academy	1	2	2	0	0	0	0
Nancy Reynolds Elementary School	1	1	1	0	0	0	0
North Stokes High School	1	14	14	1	3	0	0
Pine Hall Elementary School	1	3	3	0	0	0	0
Piney Grove Middle School	1	1	1	0	1	0	0
Pinnacle Elementary School	1	2	2	0	1	0	0
Poplar Springs Elementary School	1	2	1	0	1	0	0
Sandy Ridge Elementary School	1	2	2	0	0	0	0
Southeastern Stokes Middle School	1	4	3	0	2	0	0
South Stokes High School	1	11	7	0	1	0	0
London Elementary School	1	1	1	0	1	0	0
Walnut Cove Elementary School	1	1	1	0	0	0	0
West Stokes High School	1	2	2	0	1	0	0
Stokes Early College High School	1	2	2	0	0	0	0

PSU TOTALS							
All Surveyed Schools	19	58	50	1	13	0	0

PROJECTED COSTS

Stokes County Schools

	Total Required Buildings (assumed)	Devices Required for each Building (assumed)	Total Devices	Unit Cost for each Device	Installation Cost for each Building	Total Estimate
Carbon Monoxide Alarms						
Stokes County Schools	13	10	130	\$800	\$2,500	\$136,500

	Total Required Buildings (assumed)	Testing Required for each Building (assumed)	Total Testing Units	Unit Cost for each Test	Testing Cost for each Building	Total Estimate
Radon Gas Testing						
Stokes County Schools	58	20	1160	\$250	\$1,000	\$348,000

SURVEY DATA

Surry County Schools

	Total Number School Campuses	Total Number Existing Campus Buildings	Total Number Existing Classroom Buildings	Classroom Buildings w/Fuel Burning Appliances	Classroom Buildings w/Fuel Burning Mechanical	Classroom Buildings w/Carbon Monoxide Alarms	Classroom Buildings w/Radon Gas System
Surry County Schools							
Cedar Ridge Elementary School	1	0	0	0	0	0	0
Central Middle School	1	0	0	0	0	0	0
Copeland Elementary School	1	0	0	0	0	0	0
Dobson Elementary School	1	0	0	0	0	0	0
East Surry High School	1	0	0	0	0	0	0
Flat Rock Elementary School	1	0	0	0	0	0	0
Franklin Elementary School	1	0	0	0	0	0	0
J Sam Gentry Middle School	1	0	0	0	0	0	0
Meadowview Magnet Middle School	1	0	0	0	0	0	0
Mountain Park Elementary	1	0	0	0	0	0	0
North Surry High School	1	0	0	0	0	0	0
Pilot Mountain Elementary School	1	0	0	0	0	0	0
Pilot Mountain Middle School	1	0	0	0	0	0	0
Rockford Elementary School	1	0	0	0	0	0	0
Shoals Elementary School	1	0	0	0	0	0	0
Surry Central High School	1	0	0	0	0	0	0
Surry Online Magnet School	1	0	0	0	0	0	0
Surry Early College High School of Design	1	0	0	0	0	0	0
Westfield Elementary School	1	0	0	0	0	0	0
White Plains Elementary School	1	0	0	0	0	0	0

PSU TOTALS							
All Surveyed Schools	20	0	0	0	0	0	0

PROJECTED COSTS

Surry County Schools

	Total Required Buildings (assumed)	Devices Required for each Building (assumed)	Total Devices	Unit Cost for each Device	Installation Cost for each Building	Total Estimate
Carbon Monoxide Alarms						
Surry County Schools	50	10	500	\$800	\$2,500	\$525,000

	Total Required Buildings (assumed)	Testing Required for each Building (assumed)	Total Testing Units	Unit Cost for each Test	Testing Cost for each Building	Total Estimate
Radon Gas Testing						
Surry County Schools	50	20	1000	\$250	\$1,000	\$300,000

SURVEY DATA

Elkin City Schools

	<i>Total Number School Campuses</i>	<i>Total Number Existing Campus Buildings</i>	<i>Total Number Existing Classroom Buildings</i>	<i>Classroom Buildings w/Fuel Burning Appliances</i>	<i>Classroom Buildings w/Fuel Burning Mechanical</i>	<i>Classroom Buildings w/Carbon Monoxide Alarms</i>	<i>Classroom Buildings w/Radon Gas System</i>
Elkin City Schools							
Elkin Elementary School	1	1	1	0	0	0	0
Elkin High School	1	1	1	0	0	0	0
Elkin Middle School	1	1	1	0	0	0	0
Global E-Learning Academy	1	0	0	0	0	0	0

PSU TOTALS							
All Surveyed Schools	4	3	3	0	0	0	0

PROJECTED COSTS

Elkin City Schools

		<i>Total Required Buildings (assumed)</i>	<i>Devices Required for each Building (assumed)</i>	<i>Total Devices</i>	<i>Unit Cost for each Device</i>	<i>Installation Cost for each Building</i>	<i>Total Estimate</i>
Carbon Monoxide Alarms							
Elkin City Schools		10	10	100	\$800	\$2,500	\$105,000

		<i>Total Required Buildings (assumed)</i>	<i>Testing Required for each Building (assumed)</i>	<i>Total Testing Units</i>	<i>Unit Cost for each Test</i>	<i>Testing Cost for each Building</i>	<i>Total Estimate</i>
Radon Gas Testing							
Elkin City Schools		10	20	200	\$250	\$1,000	\$60,000

SURVEY DATA

Mount Airy City Schools

	<i>Total Number School Campuses</i>	<i>Total Number Existing Campus Buildings</i>	<i>Total Number Existing Classroom Buildings</i>	<i>Classroom Buildings w/Fuel Burning Appliances</i>	<i>Classroom Buildings w/Fuel Burning Mechanical</i>	<i>Classroom Buildings w/Carbon Monoxide Alarms</i>	<i>Classroom Buildings w/Radon Gas System</i>
Mount Airy City Schools							
Bruce H. Tharrington Primary	1	0	0	0	0	0	0
Jones Intermediate	1	0	0	0	0	0	0
Mount Airy High	1	0	0	0	0	0	0
Mount Airy Middle	1	0	0	0	0	0	0

PSU TOTALS							
All Surveyed Schools	4	0	0	0	0	0	0

PROJECTED COSTS

Mount Airy City Schools

		<i>Total Required Buildings (assumed)</i>	<i>Devices Required for each Building (assumed)</i>	<i>Total Devices</i>	<i>Unit Cost for each Device</i>	<i>Installation Cost for each Building</i>	<i>Total Estimate</i>
Carbon Monoxide Alarms							
Mount Airy City Schools		10	10	100	\$800	\$2,500	\$105,000

		<i>Total Required Buildings (assumed)</i>	<i>Testing Required for each Building (assumed)</i>	<i>Total Testing Units</i>	<i>Unit Cost for each Test</i>	<i>Testing Cost for each Building</i>	<i>Total Estimate</i>
Radon Gas Testing							
Mount Airy City Schools		10	20	200	\$250	\$1,000	\$60,000

SURVEY DATA

Swain County Schools

	<i>Total Number School Campuses</i>	<i>Total Number Existing Campus Buildings</i>	<i>Total Number Existing Classroom Buildings</i>	<i>Classroom Buildings w/Fuel Burning Appliances</i>	<i>Classroom Buildings w/Fuel Burning Mechanical</i>	<i>Classroom Buildings w/Carbon Monoxide Alarms</i>	<i>Classroom Buildings w/Radon Gas System</i>
Swain County Schools							
Cherokee Extension School	1	0	0	0	0	0	0
Swain County High School	1	0	0	0	0	0	0
Swain County Middle School	1	0	0	0	0	0	0
Swain County East Elementary	1	0	0	0	0	0	0
Swain County West Elementary	1	0	0	0	0	0	0

PSU TOTALS							
All Surveyed Schools	5	0	0	0	0	0	0

PROJECTED COSTS

Swain County Schools

	<i>Total Required Buildings (assumed)</i>	<i>Devices Required for each Building (assumed)</i>	<i>Total Devices</i>	<i>Unit Cost for each Device</i>	<i>Installation Cost for each Building</i>	<i>Total Estimate</i>
Carbon Monoxide Alarms						
Swain County Schools	13	10	125	\$800	\$2,500	\$131,250

	<i>Total Required Buildings (assumed)</i>	<i>Testing Required for each Building (assumed)</i>	<i>Total Testing Units</i>	<i>Unit Cost for each Test</i>	<i>Testing Cost for each Building</i>	<i>Total Estimate</i>
Radon Gas Testing						
Swain County Schools	13	20	250	\$250	\$1,000	\$75,000

SURVEY DATA

Transylvania County Schools

	Total Number School Campuses	Total Number Existing Campus Buildings	Total Number Existing Classroom Buildings	Classroom Buildings w/Fuel Burning Appliances	Classroom Buildings w/Fuel Burning Mechanical	Classroom Buildings w/Carbon Monoxide Alarms	Classroom Buildings w/Radon Gas System
Transylvania County Schools							
Brevard Elementary School	1	1	1	1	1	0	0
Brevard High School	1	9	5	2	4	0	0
Brevard Middle School	1	1	1	1	1	0	0
Pisgah Forest Elementary School	1	1	1	1	1	0	0
Davidson River School	1	1	1	0	1	0	0
Rosman Elementary School	1	2	1	1	1	0	0
Rosman High School	1	5	1	1	3	0	0
Rosman Middle School	1	1	1	1	1	0	0
T C Henderson School of Science & Technology	1	1	1	1	1	0	0

PSU TOTALS							
All Surveyed Schools	9	22	13	9	14	0	0

PROJECTED COSTS

Transylvania County Schools

	Total Required Buildings (assumed)	Devices Required for each Building (assumed)	Total Devices	Unit Cost for each Device	Installation Cost for each Building	Total Estimate
Carbon Monoxide Alarms						
Transylvania County Schools	14	10	140	\$800	\$2,500	\$147,000

	Total Required Buildings (assumed)	Testing Required for each Building (assumed)	Total Testing Units	Unit Cost for each Test	Testing Cost for each Building	Total Estimate
Radon Gas Testing						
Transylvania County Schools	22	20	440	\$250	\$1,000	\$132,000

SURVEY DATA

Tyrrell County Schools

	Total Number School Campuses	Total Number Existing Campus Buildings	Total Number Existing Classroom Buildings	Classroom Buildings w/Fuel Burning Appliances	Classroom Buildings w/Fuel Burning Mechanical	Classroom Buildings w/Carbon Monoxide Alarms	Classroom Buildings w/Radon Gas System
Tyrrell County Schools							
Columbia Early College/High School	1	0	0	0	0	0	0
Columbia Middle	1	0	0	0	0	0	0
Tyrrell Elementary	1	0	0	0	0	0	0

PSU TOTALS							
All Surveyed Schools	3	0	0	0	0	0	0

PROJECTED COSTS

Tyrrell County Schools

		Total Required Buildings (assumed)	Devices Required for each Building (assumed)	Total Devices	Unit Cost for each Device	Installation Cost for each Building	Total Estimate
Carbon Monoxide Alarms							
Tyrrell County Schools		8	10	75	\$800	\$2,500	\$78,750

		Total Required Buildings (assumed)	Testing Required for each Building (assumed)	Total Testing Units	Unit Cost for each Test	Testing Cost for each Building	Total Estimate
Radon Gas Testing							
Tyrrell County Schools		8	20	150	\$250	\$1,000	\$45,000

SURVEY DATA

Union County Public Schools

<i>Union County Public Schools</i>	<i>Total Number School Campuses</i>	<i>Total Number Existing Campus Buildings</i>	<i>Total Number Existing Classroom Buildings</i>	<i>Classroom Buildings w/Fuel Burning Appliances</i>	<i>Classroom Buildings w/Fuel Burning Mechanical</i>	<i>Classroom Buildings w/Carbon Monoxide Alarms</i>	<i>Classroom Buildings w/Radon Gas System</i>
Antioch Elementary	1	8	8	0	1	0	0
Rea View Elementary	1	1	1	0	1	0	0
Benton Heights Elementary School of the Arts	1	1	1	1	1	0	0
New Town Elementary	1	7	4	0	1	0	0
East Elementary	1	1	1	0	1	0	0
Rocky River Elementary	1	4	2	0	1	0	0
East Union Middle School	1	6	1	1	1	0	0
Cuthbertson Middle School	1	5	1	0	1	0	0
Cuthbertson High School	1	1	1	0	1	0	0
Fairview Elementary School	1	2	1	0	1	0	0
Health Sciences Academy at Monroe Middle	1	12	2	1	1	0	0
Forest Hills High School	1	7	4	0	1	0	0
Hemby Bridge Elementary School	1	3	3	0	2	0	0
Indian Trail Elementary School	1	5	3	0	1	0	0
Kensington Elementary School	1	11	7	0	1	0	0
Marshville Elementary School	1	7	1	1	1	0	0
Marvin Elementary School	1	1	1	0	1	0	0
Monroe High School	1	7	7	1	2	0	0
New Salem Elementary School	1	6	1	0	1	0	0
Porter Ridge Elementary School	1	7	1	0	1	0	0
Porter Ridge High School	1	1	1	1	1	0	0
Porter Ridge Middle School	1	12	2	1	1	0	0
Parkwood High School	1	9	9	1	3	0	0
Parkwood Middle School	1	8	6	0	1	0	0
Poplin Elementary School	1	1	1	0	1	0	0
Piedmont High School	1	11	11	1	3	0	0
Piedmont Middle School	1	6	5	0	1	0	0
Rock Rest Elementary School	1	10	3	0	1	0	0
Prospect Elementary School	1	7	2	1	1	0	0
Sandy Ridge Elementary School	1	4	1	0	1	0	0
Sardis Elementary School	1	9	1	1	1	0	0
Shiloh Valley Elementary School	1	3	1	1	1	0	0
Stallings Elementary School	1	1	1	1	1	0	0
Sun Valley High School	1	4	1	1	1	0	0
Sun Valley Middle School	1	11	2	0	1	0	0
Shiloh Valley Primary School	1	1	1	0	1	0	0
Union Elementary School	1	6	1	0	1	0	0
South Providence	1	5	5	0	1	0	0
Central Academy of Technology and Arts	1	1	1	1	1	0	0
Union County Early College	1	11	9	0	0	0	0
Unionville Elementary School	1	6	2	0	2	0	0
Walter Bickett Elementary School	1	1	1	0	1	0	0
Waxhaw Elementary School	1	1	1	0	1	0	0
Weddington Elementary School	1	6	3	1	1	0	0
Weddington High School	1	1	1	1	1	0	0
Weddington Middle School	1	11	10	1	1	0	0
Wesley Chapel Elementary School	1	9	8	0	1	0	0

SURVEY DATA

Union County Public Schools

	<i>Total Number School Campuses</i>	<i>Total Number Existing Campus Buildings</i>	<i>Total Number Existing Classroom Buildings</i>	<i>Classroom Buildings w/Fuel Burning Appliances</i>	<i>Classroom Buildings w/Fuel Burning Mechanical</i>	<i>Classroom Buildings w/Carbon Monoxide Alarms</i>	<i>Classroom Buildings w/Radon Gas System</i>
Union County Public Schools							
Western Union Elementary School	1	3	3	0	1	0	0
Wingate Elementary School	1	6	1	0	1	0	0
Marvin Ridge Middle School	1	3	1	1	1	0	0
Wolfe School	1	1	1	0	1	0	0
Marvin Ridge High School	1	6	6	1	1	0	0

PSU TOTALS							
All Surveyed Schools	52	277	153	20	58	0	144

PROJECTED COSTS

Union County Public Schools

	<i>Total Required Buildings (assumed)</i>	<i>Devices Required for each Building (assumed)</i>	<i>Total Devices</i>	<i>Unit Cost for each Device</i>	<i>Installation Cost for each Building</i>	<i>Total Estimate</i>
Carbon Monoxide Alarms						
Union County Public Schools	58	10	580	\$800	\$2,500	\$609,000

	<i>Total Required Buildings (assumed)</i>	<i>Testing Required for each Building (assumed)</i>	<i>Total Testing Units</i>	<i>Unit Cost for each Test</i>	<i>Testing Cost for each Building</i>	<i>Total Estimate</i>
Radon Gas Testing						
Union County Public Schools	133	20	2660	\$250	\$1,000	\$798,000

SURVEY DATA

Vance County Schools

<i>Vance County Schools</i>	<i>Total Number School Campuses</i>	<i>Total Number Existing Campus Buildings</i>	<i>Total Number Existing Classroom Buildings</i>	<i>Classroom Buildings w/Fuel Burning Appliances</i>	<i>Classroom Buildings w/Fuel Burning Mechanical</i>	<i>Classroom Buildings w/Carbon Monoxide Alarms</i>	<i>Classroom Buildings w/Radon Gas System</i>
Aycock Elementary School	1	1	1	1	1	0	0
Carver Elementary School	1	1	1	0	1	0	0
Clarke Elementary School	1	1	1	1	1	0	0
Dabney Elementary School	1	1	1	1	1	0	0
Vance County Middle School	1	1	1	1	1	0	0
New Hope Elementary School	1	1	1	0	0	0	0
E O Young Jr Elementary School	1	1	1	0	1	0	0
Pinkston Street Elementary School	1	1	1	1	1	0	0
E M Rollins Elementary School	1	1	1	1	0	0	0
AdVance Academy	1	1	1	1	1	0	0
Vance Virtual Village Academy	1	1	1	0	1	0	0
Vance County High School	1	1	1	1	1	0	0
L B Yancey Elementary School	1	1	1	1	1	0	0
Zeb Vance Elementary School	1	1	1	1	1	0	0
Vance County Early College High School	1	1	1	0	1	0	0
STEM Early High School	1	1	1	0	0	0	0

<i>PSU TOTALS</i>							
All Surveyed Schools	16	16	16	10	13	0	0

PROJECTED COSTS

Vance County Schools

<i>Carbon Monoxide Alarms</i>	<i>Total Required Buildings (assumed)</i>	<i>Devices Required for each Building (assumed)</i>	<i>Total Devices</i>	<i>Unit Cost for each Device</i>	<i>Installation Cost for each Building</i>	<i>Total Estimate</i>
Vance County Schools	13	10	130	\$800	\$2,500	\$136,500

<i>Radon Gas Testing</i>	<i>Total Required Buildings (assumed)</i>	<i>Testing Required for each Building (assumed)</i>	<i>Total Testing Units</i>	<i>Unit Cost for each Test</i>	<i>Testing Cost for each Building</i>	<i>Total Estimate</i>
Vance County Schools	16	20	320	\$250	\$1,000	\$96,000

SURVEY DATA

Wake County Schools

<i>Wake County Schools</i>	<i>Total Number School Campuses</i>	<i>Total Number Existing Campus Buildings</i>	<i>Total Number Existing Classroom Buildings</i>	<i>Classroom Buildings w/Fuel Burning Appliances</i>	<i>Classroom Buildings w/Fuel Burning Mechanical</i>	<i>Classroom Buildings w/Carbon Monoxide Alarms</i>	<i>Classroom Buildings w/Radon Gas System</i>
River Bend Elementary	1	1	1	1	1	0	0
Abbotts Creek Elementary School	1	1	1	1	1	0	0
Adams Elementary	1	2	1	0	1	0	0
Herbert Akins Road Elementary	1	2	1	1	1	0	0
Alston Ridge Elementary School	1	1	1	1	1	0	0
Apex Elementary	1	2	1	0	1	0	0
Alston Ridge Middle	1	1	1	1	1	1	0
Apex Middle	1	8	7	0	1	0	0
Apex Friendship Elementary	1	1	1	1	1	1	1
Apex Friendship Middle	1	1	1	1	1	1	0
Apex High	1	7	1	1	1	1	0
Apex Friendship High	1	6	1	1	1	0	0
Athens Drive High	1	10	2	0	1	0	0
Aversboro Elementary	1	1	1	0	1	0	0
Longview	1	2	1	0	1	0	0
Banks Road Elementary	1	2	1	1	1	0	0
Baileywick Road Elementary	1	1	1	1	1	0	0
Ballentine Elementary	1	1	1	1	1	0	0
Baucom Elementary	1	0	0	0	0	0	0
Barwell Road Elementary	1	1	1	1	1	0	0
Barton Pond Elementary	1	1	1	1	1	1	1
Beaverdam Elementary School	1	1	1	1	1	0	0
Brassfield Road Elementary	1	1	1	1	1	0	0
Brentwood Elementary	1	3	2	0	1	0	0
Briarcliff Elementary	1	3	3	1	1	0	0
Brier Creek Elementary	1	1	1	1	1	0	0
Brooks Elementary	1	1	1	1	1	0	0
Needham Broughton High	1	11	4	0	3	0	0
Bryan Road Elementary	1	1	1	1	1	1	0
Buckhorn Creek Elementary	1	1	1	1	1	1	0
Bugg Elementary	1	1	1	0	1	0	0
Carnage Middle	1	3	1	0	1	0	0
Carpenter Elementary	1	1	1	1	1	0	0
Carroll Middle	1	2	1	0	1	0	0
Carver Elementary	1	1	1	1	1	0	0
Cary Elementary	1	3	3	1	2	0	0
Cary High	1	18	7	0	5	0	0
Cedar Fork Elementary	1	1	1	0	1	0	0
Centennial Campus Middle	1	2	1	1	1	0	0
Combs Elementary	1	4	3	0	1	0	0
Conn Elementary	1	1	1	1	1	1	1
Connections Academy	1	1	1	0	1	0	0
Creech Road Elementary	1	1	1	1	1	0	0
Crossroads FLEX	1	1	1	0	0	0	0
Oberlin Middle	1	4	2	1	1	0	0
Davis Drive Elementary	1	2	1	1	1	0	0
Davis Drive Middle	1	2	1	1	1	0	0

SURVEY DATA

Wake County Schools

<i>Wake County Schools</i>	<i>Total Number School Campuses</i>	<i>Total Number Existing Campus Buildings</i>	<i>Total Number Existing Classroom Buildings</i>	<i>Classroom Buildings w/Fuel Burning Appliances</i>	<i>Classroom Buildings w/Fuel Burning Mechanical</i>	<i>Classroom Buildings w/Carbon Monoxide Alarms</i>	<i>Classroom Buildings w/Radon Gas System</i>
Dillard Drive Elementary	1	1	1	1	1	0	0
Dillard Drive Middle	1	2	1	1	2	0	0
Douglas Elementary	1	4	3	1	1	0	0
Durant Road Elementary	1	2	1	1	1	0	0
Durant Road Middle	1	2	1	1	1	0	0
Reedy Creek Middle	1	2	1	1	1	0	0
East Cary Middle	1	10	9	0	5	0	0
East Garner Elementary	1	1	1	1	1	0	0
East Garner Middle	1	5	5	1	3	1	0
East Millbrook Middle	1	8	6	1	5	0	0
Neuse River Middle	1	2	1	1	1	1	0
East Wake High School	1	18	5	1	1	0	0
William G Enloe High	1	10	2	0	2	0	0
Forestville Road Elementary	1	1	1	0	1	0	0
Farmington Woods Elementary	1	2	1	0	1	0	0
Fox Road Elementary	1	1	1	1	1	0	0
Fuller Elementary	1	1	1	1	1	1	0
Forest Pines Drive Elementary	1	1	1	1	1	0	0
Fuquay-Varina Elementary	1	1	1	0	1	0	0
Fuquay-Varina Middle	1	7	6	1	1	0	0
Fuquay-Varina High	1	14	1	1	3	1	0
Herbert Akins Road Middle	1	1	1	1	1	1	1
Garner High	1	16	3	1	1	1	0
Green Level High School	1	6	1	1	1	1	0
River Oaks Middle	1	2	2	0	1	0	0
Green Hope Elementary	1	2	1	1	1	0	0
Green Elementary	1	1	1	0	1	0	0
Green Hope High	1	5	2	1	1	0	0
Hilburn Drive Academy	1	2	1	1	1	0	0
Highcroft Elementary	1	2	1	1	1	0	0
Heritage Middle	1	1	1	1	1	0	0
Heritage High School	1	5	1	1	1	0	0
Hodge Road Elementary	1	1	1	1	1	0	0
Holly Springs Elementary	1	2	1	1	1	0	0
Hunter Elementary	1	1	1	0	1	0	0
Holly Ridge Elementary	1	1	1	1	1	0	0
Holly Ridge Middle	1	2	1	1	1	0	0
Harris Creek Elementary	1	1	1	1	1	0	0
Jeffreys Grove Elementary	1	1	1	1	1	0	0
Jones Dairy Elementary	1	2	1	1	1	0	0
Heritage Elementary	1	2	1	1	1	0	0
Holly Springs High	1	6	1	1	1	0	0
Joyner Elementary	1	6	2	0	1	0	0
Holly Grove Elementary	1	1	1	1	1	0	0
Holly Grove Middle School	1	2	1	1	1	0	0
Hortons Creek Elementary School	1	1	1	1	1	1	0
Kingswood Elementary	1	4	3	0	1	0	0

SURVEY DATA

<i>Wake County Schools</i>	<i>Total Number School Campuses</i>	<i>Total Number Existing Campus Buildings</i>	<i>Total Number Existing Classroom Buildings</i>	<i>Classroom Buildings w/Fuel Burning Appliances</i>	<i>Classroom Buildings w/Fuel Burning Mechanical</i>	<i>Classroom Buildings w/Carbon Monoxide Alarms</i>	<i>Classroom Buildings w/Radon Gas System</i>
Knightdale Elementary	1	2	1	0	2	0	0
Knightdale High	1	4	1	1	1	1	0
Laurel Park Elementary	1	2	1	1	1	0	0
Lacy Elementary	1	2	1	0	1	0	0
Leesville Road Elementary	1	1	1	0	1	0	0
Lead Mine Elementary	1	1	1	1	1	0	0
Leesville Road Middle	1	2	1	1	1	0	0
Ligon Middle	1	6	5	1	1	0	0
Leesville Road High	1	5	2	1	2	0	0
Lake Myra Elementary	1	1	1	0	1	0	0
Lincoln Heights Elementary	1	1	1	1	1	0	0
Lockhart Elementary	1	7	6	0	4	0	0
Lufkin Road Middle	1	2	1	1	1	0	0
Lynn Road Elementary	1	3	2	0	1	0	0
Martin Middle	1	3	1	1	2	0	0
Middle Creek Elementary	1	1	1	1	1	0	0
Middle Creek High	1	7	2	1	1	0	0
Millbrook Elementary	1	2	1	0	2	0	0
Millbrook High	1	19	3	0	3	0	0
Mills Park Elementary	1	1	1	1	1	0	0
Mills Park Middle School	1	2	1	1	1	0	0
Morrisville Elementary	1	1	1	1	1	0	0
Moore Square Middle	1	1	1	1	1	0	0
Mount Vernon	1	3	3	0	1	0	0
North Garner Middle	1	6	5	0	3	0	0
North Forest Pines Elementary	1	1	1	1	1	0	0
North Ridge Elementary	1	1	1	1	1	1	1
North Wake College and Career Academy	1	3	1	0	1	1	0
Northwoods Elementary	1	1	1	0	1	0	0
Oakview Elementary School	1	1	1	1	1	0	0
Oak Grove Elementary	1	2	1	1	2	0	0
Olive Chapel Elementary	1	1	1	1	1	0	0
Olds Elementary	1	2	1	1	1	0	0
Partnership Elementary	1	1	1	0	1	0	0
Panther Creek High	1	4	1	1	1	0	0
Parkside Elementary	1	1	1	1	1	1	1
Phillips High	1	1	1	0	1	0	0
Pine Hollow Middle School	1	1	1	0	1	1	0
Penny Road Elementary	1	2	1	1	1	0	0
Pleasant Union Elementary	1	1	1	1	1	0	0
Poe Elementary	1	2	1	0	1	0	0
Pleasant Grove Elementary School	1	1	1	1	1	0	0
Powell Elementary	1	2	1	0	1	0	0
Rand Road Elementary	1	2	1	0	1	0	0
Reedy Creek Elementary	1	1	1	1	1	0	0
Richland Creek Elementary School	1	1	1	1	1	0	0
Rolesville Elementary	1	2	1	1	1	0	0

SURVEY DATA

<i>Wake County Schools</i>	<i>Total Number School Campuses</i>	<i>Total Number Existing Campus Buildings</i>	<i>Total Number Existing Classroom Buildings</i>	<i>Classroom Buildings w/Fuel Burning Appliances</i>	<i>Classroom Buildings w/Fuel Burning Mechanical</i>	<i>Classroom Buildings w/Carbon Monoxide Alarms</i>	<i>Classroom Buildings w/Radon Gas System</i>
Rolesville Middle School	1	2	1	1	1	0	0
Rolesville High School	1	5	1	1	1	0	0
Rogers Lane Elementary School	1	1	1	1	1	1	0
Root Elementary	1	3	3	0	1	0	0
River Bend Middle School	1	1	1	1	1	0	0
Salem Elementary	1	1	1	1	1	0	0
Salem Middle	1	2	1	1	1	0	0
Sanderson High	1	6	2	0	1	1	0
Sanford Creek Elementary	1	1	1	1	1	0	0
SCORE Academy	1	0	0	0	0	0	0
Scotts Ridge Elementary	1	2	1	1	1	0	0
South Lakes Elementary	1	1	1	1	1	1	1
Smith Elementary	1	3	3	0	1	0	0
South Garner High	1	12	5	1	4	0	0
Southeast Raleigh High	1	4	1	1	1	0	0
Southeast Raleigh Elementary	1	0	0	0	0	0	0
Stough Elementary	1	1	1	1	1	1	1
Swift Creek Elementary	1	4	3	0	2	0	0
Sycamore Creek Elementary	1	1	1	1	1	0	0
Timber Drive Elementary	1	1	1	1	1	0	0
Turner Creek Elementary	1	3	1	1	1	0	0
Underwood Elementary	1	1	1	0	1	0	0
Vance Elementary	1	2	1	0	1	0	0
Vandora Springs Elementary	1	1	1	1	1	1	0
Vernon Malone College and Career Academy	1	3	2	1	1	0	0
Wake STEM Early College High School	1	1	1	0	1	1	0
Wake Early College of Health and Science	1	0	0	0	0	0	0
Wake Forest Elementary	1	3	3	0	1	0	0
Wake Young Men's Leadership Academy	1	1	1	0	1	0	0
Wake Young Women's Leadership Academy	1	0	0	0	0	0	0
Wake Early College of Information and Biotech	1	1	1	0	0	0	0
Wake Forest High School	1	16	7	0	3	0	0
Wake Forest Middle School	1	5	1	1	1	0	0
Wakefield Elementary	1	2	1	1	1	0	0
Wakefield Middle	1	2	1	1	1	1	0
Wakefield High	1	7	1	1	1	0	0
Washington Elementary	1	3	2	1	2	0	0
Wakelon Elementary	1	2	1	1	1	0	0
Weatherstone Elementary	1	2	1	1	1	0	0
Walnut Creek Elementary School	1	1	1	1	1	0	0
Wendell Elementary	1	5	4	0	1	0	0
Wendell Middle	1	1	1	1	1	0	0
West Cary Middle	1	5	3	1	3	0	0
West Lake Elementary	1	1	1	1	1	0	0
West Lake Middle	1	1	1	1	1	0	0
West Millbrook Middle	1	2	1	1	1	1	1
White Oak Elementary School	1	3	1	1	1	0	0

SURVEY DATA

Wake County Schools

	Total Number School Campuses	Total Number Existing Campus Buildings	Total Number Existing Classroom Buildings	Classroom Buildings w/Fuel Burning Appliances	Classroom Buildings w/Fuel Burning Mechanical	Classroom Buildings w/Carbon Monoxide Alarms	Classroom Buildings w/Radon Gas System
Wake County Schools							
Wilburn Elementary	1	2	1	1	1	0	0
Wildwood Forest Elementary	1	1	1	1	1	0	0
Wiley Elementary	1	1	1	1	1	1	0
Willow Springs Elementary	1	3	2	0	1	0	0
Willow Spring High School	1	8	1	1	1	1	0
Yates Mill Elementary	1	1	1	1	1	0	0
York Elementary	1	2	1	1	1	1	0
Zebulon Elementary	1	1	1	0	1	0	0
Zebulon Middle	1	6	3	1	3	0	0

PSU TOTALS							
All Surveyed Schools	197	563	301	134	234	32	603

PROJECTED COSTS

Wake County Schools

	Total Required Buildings (assumed)	Devices Required for each Building (assumed)	Total Devices	Unit Cost for each Device	Installation Cost for each Building	Total Estimate
Carbon Monoxide Alarms						
Wake County Schools	202	10	2020	\$800	\$2,500	\$2,121,000

	Total Required Buildings (assumed)	Testing Required for each Building (assumed)	Total Testing Units	Unit Cost for each Test	Testing Cost for each Building	Total Estimate
Radon Gas Testing						
Wake County Schools	493	20	9850	\$250	\$1,000	\$2,955,000

SURVEY DATA

Warren County Schools

	<i>Total Number School Campuses</i>	<i>Total Number Existing Campus Buildings</i>	<i>Total Number Existing Classroom Buildings</i>	<i>Classroom Buildings w/Fuel Burning Appliances</i>	<i>Classroom Buildings w/Fuel Burning Mechanical</i>	<i>Classroom Buildings w/Carbon Monoxide Alarms</i>	<i>Classroom Buildings w/Radon Gas System</i>
Warren County Schools							
Mariam Boyd Elementary School	1	0	0	0	0	0	0
Northside Elementary School	1	0	0	0	0	0	0
Vaughan Elementary School	1	0	0	0	0	0	0
Warren County High School	1	0	0	0	0	0	0
Warren County Middle School	1	0	0	0	0	0	0
Warren Early College High School	1	0	0	0	0	0	0

PSU TOTALS							
All Surveyed Schools	6	0	0	0	0	0	0

PROJECTED COSTS

Warren County Schools

	<i>Total Required Buildings (assumed)</i>	<i>Devices Required for each Building (assumed)</i>	<i>Total Devices</i>	<i>Unit Cost for each Device</i>	<i>Installation Cost for each Building</i>	<i>Total Estimate</i>
Carbon Monoxide Alarms						
Warren County Schools	15	10	150	\$800	\$2,500	\$157,500

	<i>Total Required Buildings (assumed)</i>	<i>Testing Required for each Building (assumed)</i>	<i>Total Testing Units</i>	<i>Unit Cost for each Test</i>	<i>Testing Cost for each Building</i>	<i>Total Estimate</i>
Radon Gas Testing						
Warren County Schools	15	20	300	\$250	\$1,000	\$90,000

SURVEY DATA

Washington County Schools

	<i>Total Number School Campuses</i>	<i>Total Number Existing Campus Buildings</i>	<i>Total Number Existing Classroom Buildings</i>	<i>Classroom Buildings w/Fuel Burning Appliances</i>	<i>Classroom Buildings w/Fuel Burning Mechanical</i>	<i>Classroom Buildings w/Carbon Monoxide Alarms</i>	<i>Classroom Buildings w/Radon Gas System</i>
Washington County Schools							
Creswell Elementary	1	1	1	0	1	0	0
Pines Elementary	1	1	1	1	1	0	0
Washington County High	1	7	5	2	2	0	0
Washington County Middle	1	9	3	1	1	0	0
Washington Co Early College High School	1	7	1	1	2	0	0

PSU TOTALS							
All Surveyed Schools	5	25	11	5	7	0	0

PROJECTED COSTS

Washington County Schools

	<i>Total Required Buildings (assumed)</i>	<i>Devices Required for each Building (assumed)</i>	<i>Total Devices</i>	<i>Unit Cost for each Device</i>	<i>Installation Cost for each Building</i>	<i>Total Estimate</i>
Carbon Monoxide Alarms						
Washington County Schools	7	10	70	\$800	\$2,500	\$73,500

	<i>Total Required Buildings (assumed)</i>	<i>Testing Required for each Building (assumed)</i>	<i>Total Testing Units</i>	<i>Unit Cost for each Test</i>	<i>Testing Cost for each Building</i>	<i>Total Estimate</i>
Radon Gas Testing						
Washington County Schools	25	20	500	\$250	\$1,000	\$150,000

SURVEY DATA

Watauga County Schools

<i>Watauga County Schools</i>	<i>Total Number School Campuses</i>	<i>Total Number Existing Campus Buildings</i>	<i>Total Number Existing Classroom Buildings</i>	<i>Classroom Buildings w/Fuel Burning Appliances</i>	<i>Classroom Buildings w/Fuel Burning Mechanical</i>	<i>Classroom Buildings w/Carbon Monoxide Alarms</i>	<i>Classroom Buildings w/Radon Gas System</i>
Bethel Elementary	1	2	1	0	1	0	0
Blowing Rock Elementary	1	1	1	0	1	0	0
Cove Creek Elementary	1	4	1	0	1	0	0
Green Valley Elementary	1	2	1	0	1	0	0
Hardin Park Elementary	1	2	1	0	1	1	0
Mabel Elementary	1	2	1	0	1	0	0
Parkway Elementary	1	2	1	0	1	1	0
Valle Crucis Elementary	1	3	1	0	1	0	0
Watauga Virtual Academy	1	1	1	0	1	0	0
Watauga High	1	7	1	2	1	0	0
Watauga Innovation Academy	1	1	1	0	1	0	0

<i>PSU TOTALS</i>							
All Surveyed Schools	11	27	11	2	11	2	0

PROJECTED COSTS

Watauga County Schools

<i>Carbon Monoxide Alarms</i>	<i>Total Required Buildings (assumed)</i>	<i>Devices Required for each Building (assumed)</i>	<i>Total Devices</i>	<i>Unit Cost for each Device</i>	<i>Installation Cost for each Building</i>	<i>Total Estimate</i>
Watauga County Schools	9	10	90	\$800	\$2,500	\$94,500

<i>Radon Gas Testing</i>	<i>Total Required Buildings (assumed)</i>	<i>Testing Required for each Building (assumed)</i>	<i>Total Testing Units</i>	<i>Unit Cost for each Test</i>	<i>Testing Cost for each Building</i>	<i>Total Estimate</i>
Watauga County Schools	27	20	540	\$250	\$1,000	\$162,000

SURVEY DATA

Wayne County Public Schools	Total Number School Campuses	Total Number Existing Campus Buildings	Total Number Existing Classroom Buildings	Classroom Buildings w/Fuel Burning Appliances	Classroom Buildings w/Fuel Burning Mechanical	Classroom Buildings w/Carbon Monoxide Alarms	Classroom Buildings w/Radon Gas System
Brogden Middle School	1	8	7	0	7	0	0
Brogden Primary School	1	5	5	1	4	0	0
Carver Elementary School	1	1	1	1	1	0	0
Carver Heights Elementary School	1	2	2	1	2	0	0
Charles B. Aycock High School	1	6	6	1	3	0	0
Dillard Middle School	1	3	3	1	3	0	0
Eastern Wayne Elementary School	1	1	1	1	1	0	0
Eastern Wayne High School	1	6	6	0	6	0	0
Eastern Wayne Middle School	1	6	5	0	6	0	0
Edgewood Community Developmental School	1	3	3	1	3	0	0
Fremont STARS Elementary	1	3	3	2	3	0	0
Goldsboro High School	1	8	7	0	5	0	0
Grantham Elementary	1	6	6	1	0	0	0
Grantham Middle School	1	1	1	1	1	0	0
Greenwood Middle School	1	4	4	1	4	0	0
Meadow Lane Elementary School	1	1	1	1	0	0	0
Mount Olive Middle School	1	3	3	1	3	0	0
Norwayne Middle School	1	4	4	1	4	0	0
Rosewood Elementary School	1	1	1	1	1	0	0
Rosewood High School	1	5	4	1	3	0	0
Rosewood Middle School	1	8	8	1	8	0	0
Southern Wayne High School	1	10	10	1	2	0	0
Spring Creek Elementary School	1	2	2	2	2	0	0
Spring Creek High School	1	5	5	1	5	0	0
Spring Creek Middle School	1	1	1	1	0	0	0
Tommy's Road Elementary School	1	1	1	1	1	0	0
North Drive Elementary School	1	2	2	1	1	0	0
Northeast Elementary School	1	1	1	1	1	0	0
Northwest Elementary School	1	1	1	1	1	0	0
Wayne Middle / High Academy	1	2	2	2	2	0	0
Wayne Early / Middle College High School	1	1	1	1	1	0	0
Wayne School of Technical Arts	1	1	1	0	1	0	0
Wayne School of Engineering at Goldsboro Hi	1	2	2	0	1	0	0

PSU TOTALS							
All Surveyed Schools	33	114	110	30	86	0	0

PROJECTED COSTS

Wayne County Public Schools

		Total Required Buildings (assumed)	Devices Required for each Building (assumed)	Total Devices	Unit Cost for each Device	Installation Cost for each Building	Total Estimate
Carbon Monoxide Alarms							
Wayne County Public Schools		86	10	860	\$800	\$2,500	\$903,000

		Total Required Buildings (assumed)	Testing Required for each Building (assumed)	Total Testing Units	Unit Cost for each Test	Testing Cost for each Building	Total Estimate
Radon Gas Testing							
Wayne County Public Schools		114	20	2280	\$250	\$1,000	\$684,000

DRAFT

SURVEY DATA

Wilkes County Schools

Wilkes County Schools	Total Number School Campuses	Total Number Existing Campus Buildings	Total Number Existing Classroom Buildings	Classroom Buildings w/Fuel Burning Appliances	Classroom Buildings w/Fuel Burning Mechanical	Classroom Buildings w/Carbon Monoxide Alarms	Classroom Buildings w/Radon Gas System
Boomer-Ferguson Elementary School	1	2	1	0	1	0	0
C B Eller Elementary School	1	4	3	0	1	0	0
C C Wright Elementary School	1	3	2	0	0	0	0
Central Wilkes Middle School	1	2	1	0	0	0	0
East Wilkes High School	1	8	4	0	0	0	0
East Wilkes Middle School	1	2	1	0	0	0	0
Millers Creek Elementary School	1	7	6	0	0	0	0
Moravian Falls Elementary School	1	3	2	0	0	0	0
Mount Pleasant Elementary School	1	2	1	0	0	0	0
Mountain View Elementary School	1	9	8	0	0	0	0
Mulberry Elementary School	1	7	5	0	0	0	0
North Wilkes High School	1	6	3	0	1	0	0
North Wilkes Middle School	1	5	1	0	0	0	0
North Wilkesboro Elementary School	1	3	2	0	0	0	0
Roaring River Elementary School	1	8	6	0	0	0	0
Ronda-Clingman Elementary School	1	2	1	0	1	0	0
Traphill Elementary School	1	5	4	0	0	0	0
West Wilkes High School	1	11	5	0	1	0	0
West Wilkes Middle School	1	3	1	0	0	0	0
Wilkes Central High School	1	12	6	0	1	0	0
Wilkesboro Elementary School	1	3	2	0	1	0	0
Wilkes Early College High School	1	1	1	0	0	0	0

PSU TOTALS							
All Surveyed Schools	22	108	66	0	7	0	0

PROJECTED COSTS

Wilkes County Schools

Carbon Monoxide Alarms	Total Required Buildings (assumed)	Devices Required for each Building (assumed)	Total Devices	Unit Cost for each Device	Installation Cost for each Building	Total Estimate
Wilkes County Schools	55	10	550	\$800	\$2,500	\$577,500

Radon Gas Testing	Total Required Buildings (assumed)	Testing Required for each Building (assumed)	Total Testing Units	Unit Cost for each Test	Testing Cost for each Building	Total Estimate
Wilkes County Schools	108	20	2160	\$250	\$1,000	\$648,000

SURVEY DATA

Wilson County Schools

<i>Wilson County Schools</i>	<i>Total Number School Campuses</i>	<i>Total Number Existing Campus Buildings</i>	<i>Total Number Existing Classroom Buildings</i>	<i>Classroom Buildings w/Fuel Burning Appliances</i>	<i>Classroom Buildings w/Fuel Burning Mechanical</i>	<i>Classroom Buildings w/Carbon Monoxide Alarms</i>	<i>Classroom Buildings w/Radon Gas System</i>
Milton M Daniels Learning Center	1	2	1	1	1	0	0
B O Barnes Elementary	1	2	1	1	1	0	0
Charles H Darden Middle	1	1	1	1	1	0	0
Beddingfield High	1	2	1	0	0	0	0
Frederick Douglass Elementary	1	3	1	1	0	0	0
Elm City Middle	1	1	1	1	1	0	0
Fike High	1	5	2	1	1	0	0
Forest Hills Middle	1	1	1	1	1	0	0
Gardners Elementary	1	2	2	1	2	0	0
James Hunt High	1	4	3	0	1	0	0
John W Jones Elementary	1	4	1	1	1	0	0
Lee Woodard Elementary	1	1	1	1	1	0	0
Lucama Elementary	1	2	1	1	2	0	0
Margaret Hearne Elementary	1	1	1	1	1	0	0
Vick Elementary	1	2	2	1	1	0	0
New Hope Elementary	1	1	1	1	1	0	0
Rock Ridge Elementary	1	1	1	1	1	0	0
Speight Middle	1	1	1	0	1	0	0
Springfield Middle	1	1	1	0	1	0	0
Stantonsburg Elementary	1	1	1	1	1	0	0
Vinson-Bynum Elementary	1	1	1	1	1	0	0
Wells Elementary	1	1	1	1	1	0	0
Wilson Academy of Applied Technology	1	1	1	1	0	0	0
Wilson Early College Academy	1	0	0	0	0	0	0
Wilson Academy of Virtual Education	1	0	0	0	0	0	0

<i>PSU TOTALS</i>							
All Surveyed Schools	25	41	28	19	22	0	0

PROJECTED COSTS

Wilson County Schools

<i>Carbon Monoxide Alarms</i>	<i>Total Required Buildings (assumed)</i>	<i>Devices Required for each Building (assumed)</i>	<i>Total Devices</i>	<i>Unit Cost for each Device</i>	<i>Installation Cost for each Building</i>	<i>Total Estimate</i>
Wilson County Schools	22	10	220	\$800	\$2,500	\$231,000

<i>Radon Gas Testing</i>	<i>Total Required Buildings (assumed)</i>	<i>Testing Required for each Building (assumed)</i>	<i>Total Testing Units</i>	<i>Unit Cost for each Test</i>	<i>Testing Cost for each Building</i>	<i>Total Estimate</i>
Wilson County Schools	41	20	820	\$250	\$1,000	\$246,000

SURVEY DATA

Yadkin County Schools

	<i>Total Number School Campuses</i>	<i>Total Number Existing Campus Buildings</i>	<i>Total Number Existing Classroom Buildings</i>	<i>Classroom Buildings w/Fuel Burning Appliances</i>	<i>Classroom Buildings w/Fuel Burning Mechanical</i>	<i>Classroom Buildings w/Carbon Monoxide Alarms</i>	<i>Classroom Buildings w/Radon Gas System</i>
Yadkin County Schools							
Boonville Elementary	1	5	4	0	2	0	0
Courtney Elementary	1	3	2	0	2	0	0
East Bend Elementary	1	4	2	0	1	0	0
Fall Creek Elementary	1	3	3	0	1	0	0
Forbush Elementary	1	2	2	0	2	0	0
Forbush Middle	1	1	1	0	0	0	0
Forbush High	1	9	8	0	1	0	0
Jonesville Elementary	1	3	3	0	2	0	0
Starmount Middle	1	1	1	0	0	0	0
Starmount High	1	8	7	0	1	1	0
West Yadkin Elementary	1	7	6	0	2	0	0
Yadkin Early College	1	1	1	0	0	0	0
Yadkinville Elementary	1	5	4	0	2	0	0
Yadkin Success Academy	1	1	1	0	0	0	0

PSU TOTALS							
All Surveyed Schools	14	53	45	0	16	1	0

PROJECTED COSTS

Yadkin County Schools

	<i>Total Required Buildings (assumed)</i>	<i>Devices Required for each Building (assumed)</i>	<i>Total Devices</i>	<i>Unit Cost for each Device</i>	<i>Installation Cost for each Building</i>	<i>Total Estimate</i>
Carbon Monoxide Alarms						
Yadkin County Schools	15	10	150	\$800	\$2,500	\$157,500

	<i>Total Required Buildings (assumed)</i>	<i>Testing Required for each Building (assumed)</i>	<i>Total Testing Units</i>	<i>Unit Cost for each Test</i>	<i>Testing Cost for each Building</i>	<i>Total Estimate</i>
Radon Gas Testing						
Yadkin County Schools	53	20	1060	\$250	\$1,000	\$318,000

SURVEY DATA

Yancey County Schools

	<i>Total Number School Campuses</i>	<i>Total Number Existing Campus Buildings</i>	<i>Total Number Existing Classroom Buildings</i>	<i>Classroom Buildings w/Fuel Burning Appliances</i>	<i>Classroom Buildings w/Fuel Burning Mechanical</i>	<i>Classroom Buildings w/Carbon Monoxide Alarms</i>	<i>Classroom Buildings w/Radon Gas System</i>
Yancey County Schools							
Blue Ridge Elementary	1	1	1	1	1	0	0
Burnsville Elementary	1	2	1	1	1	0	0
Cane River Middle	1	1	1	1	1	0	0
East Yancey Middle	1	1	1	1	1	0	0
Micaville Elementary	1	2	2	1	1	0	0
Mountain Heritage High	1	10	5	4	2	1	0
South Toe Elementary	1	1	1	1	0	0	0

PSU TOTALS							
All Surveyed Schools	7	18	12	10	7	1	0

PROJECTED COSTS

Yancey County Schools

	<i>Total Required Buildings (assumed)</i>	<i>Devices Required for each Building (assumed)</i>	<i>Total Devices</i>	<i>Unit Cost for each Device</i>	<i>Installation Cost for each Building</i>	<i>Total Estimate</i>
Carbon Monoxide Alarms						
Yancey County Schools	9	10	90	\$800	\$2,500	\$94,500

	<i>Total Required Buildings (assumed)</i>	<i>Testing Required for each Building (assumed)</i>	<i>Total Testing Units</i>	<i>Unit Cost for each Test</i>	<i>Testing Cost for each Building</i>	<i>Total Estimate</i>
Radon Gas Testing						
Yancey County Schools	18	20	360	\$250	\$1,000	\$108,000

SURVEY DATA

NC DAC Education Services

	<i>Total Number School Campuses</i>	<i>Total Number Existing Campus Buildings</i>	<i>Total Number Existing Classroom Buildings</i>	<i>Classroom Buildings w/Fuel Burning Appliances</i>	<i>Classroom Buildings w/Fuel Burning Mechanical</i>	<i>Classroom Buildings w/Carbon Monoxide Alarms</i>	<i>Classroom Buildings w/Radon Gas System</i>
NC DAC Education Services							
Foothills Correctional Institution	1	0	0	0	0	0	0
Richmond Correctional Institution	1	0	0	0	0	0	0
NC Correctional Institute for Women	1	0	0	0	0	0	0
Granville Correctional Institution	1	0	0	0	0	0	0

PSU TOTALS							
All Surveyed Schools	4	0	0	0	0	0	0

PROJECTED COSTS

NC DAC Education Services

	<i>Total Required Buildings (assumed)</i>	<i>Devices Required for each Building (assumed)</i>	<i>Total Devices</i>	<i>Unit Cost for each Device</i>	<i>Installation Cost for each Building</i>	<i>Total Estimate</i>
Carbon Monoxide Alarms						
NC DAC Education Services	10	10	100	\$800	\$2,500	\$105,000

	<i>Total Required Buildings (assumed)</i>	<i>Testing Required for each Building (assumed)</i>	<i>Total Testing Units</i>	<i>Unit Cost for each Test</i>	<i>Testing Cost for each Building</i>	<i>Total Estimate</i>
Radon Gas Testing						
NC DAC Education Services	10	20	200	\$250	\$1,000	\$60,000

SURVEY DATA

NC DHHS Schools

	Total Number School Campuses	Total Number Existing Campus Buildings	Total Number Existing Classroom Buildings	Classroom Buildings w/Fuel Burning Appliances	Classroom Buildings w/Fuel Burning Mechanical	Classroom Buildings w/Carbon Monoxide Alarms	Classroom Buildings w/Radon Gas System
NC DHHS Schools							
J Iverson Riddle Developmental Center	1	71	20	0	0	0	0
Bonnie Springer School	1	25	1	0	0	0	0
Caswell Developmental Center	1	2	2	0	0	0	0
The Wright School	1	3	1	1	1	1	0
Pine Valley and Bowling Green Schools	1	1	1	0	0	0	0
Riverbend School	1	1	1	0	0	0	0
Enola School	1	1	1	0	0	0	0
NC PreKindergarten Program (NCPK)	1	0	0	0	0	0	0
The Whitaker School PRTF	1	3	1	0	0	0	0
Family, Infant and Preschool at JIRDC	1	1	0	0	0	0	0
Rehabilitation Ctr for Blind	1	3	1	0	0	0	0
Independent Living Serv Prg	1	0	0	0	0	0	0

PSU TOTALS							
All Surveyed Schools	12	111	29	1	1	1	0

PROJECTED COSTS

NC DHHS Schools

	Total Required Buildings (assumed)	Devices Required for each Building (assumed)	Total Devices	Unit Cost for each Device	Installation Cost for each Building	Total Estimate
Carbon Monoxide Alarms						
NC DHHS Schools	30	10	300	\$800	\$2,500	\$315,000

	Total Required Buildings (assumed)	Testing Required for each Building (assumed)	Total Testing Units	Unit Cost for each Test	Testing Cost for each Building	Total Estimate
Radon Gas Testing						
NC DHHS Schools	30	20	600	\$250	\$1,000	\$180,000

SURVEY DATA

NC DPS Juvenile Education Services

	Total Number School Campuses	Total Number Existing Campus Buildings	Total Number Existing Classroom Buildings	Classroom Buildings w/Fuel Burning Appliances	Classroom Buildings w/Fuel Burning Mechanical	Classroom Buildings w/Carbon Monoxide Alarms	Classroom Buildings w/Radon Gas System
NC DPS Juvenile Education Services							
C.A. Dillon - NC State Learning Academy	1	0	0	0	0	0	0
Eckerd Connects Yanceyville	1	0	0	0	0	0	0
NC State Learning Academy - Richmond	1	0	0	0	0	0	0
Edgecombe Youth Academy	1	0	0	0	0	0	0
Lenoir Youth Academy	1	0	0	0	0	0	0
Cabarrus Youth Academy	1	0	0	0	0	0	0
NC State Learning Academy - Cumberland	1	0	0	0	0	0	0
NC State Learning Academy - Cabarrus	1	0	0	0	0	0	0
NC State Learning Academy - New Hanover	1	0	0	0	0	0	0
NC State Learning Academy - Pitt	1	0	0	0	0	0	0
NC State Learning Academy - Wake	1	0	0	0	0	0	0
NC State Learning Academy - Alexander	1	0	0	0	0	0	0
Chatham Youth Academy	1	0	0	0	0	0	0
Eckerd - Candor	1	12	4	4	4	12	0
Eckerd - Boomer	1	0	0	0	0	0	0
Eckerd Connects Kerr Lake Girls Academy	1	0	0	0	0	0	0

PSU TOTALS							
All Surveyed Schools	16	12	4	4	4	12	0

PROJECTED COSTS

NC DPS Juvenile Education Services

	Total Required Buildings (assumed)	Devices Required for each Building (assumed)	Total Devices	Unit Cost for each Device	Installation Cost for each Building	Total Estimate
Carbon Monoxide Alarms						
NC DPS Juvenile Education Services	40	10	400	\$800	\$2,500	\$420,000

	Total Required Buildings (assumed)	Testing Required for each Building (assumed)	Total Testing Units	Unit Cost for each Test	Testing Cost for each Building	Total Estimate
Radon Gas Testing						
NC DPS Juvenile Education Services	40	20	800	\$250	\$1,000	\$240,000

SURVEY DATA

NC Laboratory Schools

	<i>Total Number School Campuses</i>	<i>Total Number Existing Campus Buildings</i>	<i>Total Number Existing Classroom Buildings</i>	<i>Classroom Buildings w/Fuel Burning Appliances</i>	<i>Classroom Buildings w/Fuel Burning Mechanical</i>	<i>Classroom Buildings w/Carbon Monoxide Alarms</i>	<i>Classroom Buildings w/Radon Gas System</i>
NC Laboratory Schools							
Appalachian State University Academy at Mid	1	3	1	1	1	1	0
Aggie Academy	1	1	1	0	0	0	0
Catamount School	1	1	4	0	0	0	0
Niner University Elementary School	1	0	0	0	0	0	0
D.C. Virgo Preparatory Academy	1	0	0	0	0	0	0
Carolina Community Academy	1	0	0	0	0	0	0
ECU Community School	1	2	2	1	1	0	0
Appalachian State Univ Academy at Elkin	1	0	0	0	0	0	0
Regional Schools							
NERSBA Early College	1	0	0	0	0	0	0
Statewide Schools							
NCSSM Durham	1	0	0	0	0	0	0
NCSSM Morganton	1	0	0	0	0	0	0
UNC School of the Arts	1	0	0	0	0	0	0
Statewide TOTALS							
All Surveyed Schools	12	7	8	2	2	1	0

PROJECTED COSTS

NC Laboratory Schools

	<i>Total Required Buildings (assumed)</i>	<i>Devices Required for each Building (assumed)</i>	<i>Total Devices</i>	<i>Unit Cost for each Device</i>	<i>Installation Cost for each Building</i>	<i>Total Estimate</i>
Carbon Monoxide Alarms						
NC Laboratory Schools	30	10	300	\$800	\$2,500	\$315,000
	<i>Total Required Buildings (assumed)</i>	<i>Testing Required for each Building (assumed)</i>	<i>Total Testing Units</i>	<i>Unit Cost for each Test</i>	<i>Testing Cost for each Building</i>	<i>Total Estimate</i>
Radon Gas Testing						
NC Laboratory Schools	30	20	600	\$250	\$1,000	\$180,000

NC Building Code requirements for Carbon Monoxide detection systems in K-12 school buildings

The North Carolina Building Code includes specific requirements for Carbon Monoxide (CO) detection systems in K-12 school buildings. Here is a summary of the key requirements:

1. **Installation Locations:** 2018 NC Building Code, Section 915.1
 - CO detection systems must be installed in classrooms, offices, and other rooms that are directly connected to fuel-burning appliances or equipment.
 - Detectors should be placed in locations where people are likely to congregate, such as hallways, common areas, and sleeping areas in dormitories.
2. **Type of Detectors:** 2018 NC Building Code, Section 915.1.1
 - CO detectors must be listed and labeled in accordance with UL 2075 (Standard for Safety for Gas and Vapor Detectors and Sensors).
 - The detectors can be standalone or part of a combination system that includes smoke detection.
3. **Power Source:** 2018 NC Building Code, Section 915.4.1
 - CO detectors must be hardwired with a battery backup to ensure continuous operation during power outages.
 - In some cases, CO detectors can be powered by a dedicated power supply with battery backup.
4. **Interconnection:** 2018 NC Building Code, Section 915.4.5
 - Detectors must be interconnected such that when one detector senses carbon monoxide, all alarms in the building will sound.
 - This ensures that an alarm in one area will alert occupants throughout the building.
5. **Maintenance and Testing:** 2018 NC Fire Code, Section 1103.9.1
 - CO detection systems must be maintained in good working order.
 - Regular testing and inspection are required to ensure functionality, and records of these tests should be maintained.
6. **Notification:** 2018 NC Building Code, Section 915.5
 - The CO detection system should provide both audible and visual notification to occupants.
 - Notification should be sufficient to alert all building occupants, including those who are hearing impaired.

These requirements are designed to ensure the safety of students, staff, and visitors by providing early detection and warning of carbon monoxide presence in school buildings.

NC Building Code requirements for Radon Gas detection systems in K-12 school buildings

The North Carolina Building Code addresses radon gas detection in K-12 school buildings to ensure the safety and health of students and staff. Here are the key requirements:

1. **Radon-Resistant New Construction (RRNC):** 2018 North Carolina Building Code, Appendix F
 - Schools must incorporate radon-resistant construction techniques in areas designated by the Environmental Protection Agency (EPA) as having high or moderate radon potential.
 - These techniques may include gas-permeable layers beneath slabs, plastic sheeting, sealing and caulking, vent pipes, and junction boxes for future fan installation.
2. **Ventilation Systems:** 2018 North Carolina Mechanical Code, Section 403.2
 - Proper ventilation must be ensured to reduce radon levels. This can be achieved through passive or active soil depressurization systems.
 - In active systems, a fan is installed to create a vacuum under the foundation, drawing radon from beneath the building and venting it outside.
3. **Testing and Mitigation:** 2018 North Carolina Administrative Code and Policies, Section 402.2
 - Regular radon testing must be conducted in schools to monitor levels.
 - If radon levels exceed the EPA action level of 4 pCi/L (picocuries per liter), mitigation measures must be implemented to reduce levels below this threshold.
 - Mitigation strategies might include improving ventilation, sealing foundation cracks, and installing additional radon reduction systems.
4. **Records and Compliance:** 2018 North Carolina Administrative Code and Policies, Section 501.3
 - Schools are required to keep records of radon testing results and any mitigation actions taken.
 - Compliance with the NC Building Code requirements for radon must be demonstrated during inspections and when applying for building permits.
5. **Design and Const. Professionals:** 2018 North Carolina Building Code, Chapter 1, Section 107
 - Architects, engineers, and contractors involved in the design and construction of school buildings must be familiar with radon-resistant construction techniques and ensure these are implemented effectively.

These requirements aim to create a safe learning environment by minimizing the health risks associated with radon exposure.