



# **NC DEPARTMENT OF AGRICULTURE AND CONSUMER SERVICES**

## **FARMLAND PRESERVATION DIVISION**

### **NC AGRICULTURAL DEVELOPMENT AND FARMLAND PRESERVATION TRUST FUND**



# **N★C FOREVER FARMS**

## **2023-2024 ANNUAL LEGISLATIVE REPORT**

September 30, 2024

Agriculture Commissioner Steve Troxler  
Chief Deputy Commissioner N. David Smith

Pursuant to G.S. 106.744 (i) ... The Advisory Committee shall report no later than October 1 of each year to the Joint Legislative Oversight Committee on Agriculture and Natural and Economic Resources, the Environmental Review Commission, the chairs of the Senate Appropriations Committee on Agriculture, Natural, and Economic Resources, and the chairs of the House of Representatives Appropriations Committee on Agriculture and Natural and Economic Resources regarding the activities of the Advisory Committee, the agriculture easements purchased, and agricultural projects funded during the previous fiscal year.

## Table of Contents

Why Preserve Farms and Forests in North Carolina?	3
Advisory Committee and Staff	4
Farmland Loss in North Carolina	5
NC ADFP Trust Fund Military Projects	6-8
Outreach and Marketing	9-10
Voluntary Agricultural Districts	11
Farmland Protection Plans	12
NC ADFP Trust Fund Grants and Match Figures	13-14
NC ADFP Trust Fund Conservation Easement Acres	15
ADFP Trust Fund Cycle 17 Grant Requests and Application Summary	16
ADFP Trust Fund Cycle 17 Application Summary	17
ADFP Trust Fund Cycle 17 Proposed Grant Awards Summary	18-21

## **Why Preserve Farms and Forests in North Carolina?**

*The NC ADFP Trust Fund Saves Family Farms for Future Generations*



-Agriculture and agribusiness are North Carolina's top industry, accounting for one-sixth of the state's economy and employees.

-Agriculture and agribusiness amount for almost 16 percent, or \$111.1 billion, of the \$716 billion gross state product.

-Working lands provide fresh, local foods to North Carolina residents and quality products to the agriculture, forestry, and fiber industries.

-Agriculture is a compatible industry with the military and military training, which is second in economic importance in the state.

-Working lands provide scenic rural landscapes for tourism, the third-largest economic sector in North Carolina.

-Farms and forests are critical in providing a healthy environment. Farmers actively manage working lands, providing essential benefits like erosion control, carbon sequestration, and waterway buffers.

-Cost of community services studies in the state show that agricultural lands use fewer tax dollars than are collected. Working lands are a net provider of local tax dollars.

## Advisory Committee and Staff

NC ADFP Trust Fund Advisory Committee	
Chair - Steve Troxler	Commissioner of Agriculture
Antoine Alston	Associate Dean of the College of Agriculture and Environmental Sciences at NC A&T State University
Aaron Bodenhamer	Farmer appointed by the President Pro Tempore of the NC Senate
Kelli Dale	Rural Advancement Foundation International
Jimmy Gentry	NC State Grange
Ted Godwin	NC Association of County Commissioners
John Hatcher	NC Forestry Association
Jimmy Johnson	Designee of the NC Department of Environmental Quality
Billy Kilpatrick	NC Association of Soil and Water Conservation Districts
Jeffrey Lee	NC Agribusiness Council
Rusty Painter	Conservation Trust for NC
Stuart Pierce	Farmer appointed by the Governor
Mark Poole	Designee of the Secretary of Commerce
Tom Sephton	Farmer appointed by the Speaker of the NC House of Representatives
Johnnie Jones	NC Black Farmers and Agriculturalists Association
Steve Woodson	NC Farm Bureau Federation
Mike Yoder	Designee of the Dean of the College of Agricultural and Life Science at NC State University

NC ADFP Trust Fund Staff		
David Smith	Chief Deputy Commissioner	david.smith@ncagr.gov
Evan Davis	Program Director	evan.davis@ncagr.gov
Corey Hoilman	Assistant Director	corey.hoilman@ncagr.gov
Veronica Jamison	Office Manager	veronica.jamison@ncagr.gov
Jonathan Lanier	General Counsel	jonathan.lanier@ncagr.gov
Janine McLawhorn	Farmland Preservation Paralegal	janine.mclawhorn@ncagr.gov
Kelsey Pearce	Grants Specialist	kelsey.pearce@ncagr.gov
Mark Pfanstiehl	Paralegal	mark.pfanstiehl@ncagr.gov
Nancy Richardson	Administrative Associate	nancy.richardson@ncagr.gov
Allison Rodriguez	Budget Administrator	allison.rodriguez@ncagr.gov
Anita Kennedy	Farmland Preservation Specialist	anita.kennedy@ncagr.gov
Sabrina Shaffer	Monitoring and Stewardship Coordinator	sabrina.shaffer@ncagr.gov
Hannah Bodenhamer	Farmland Preservation Intern	hannah.bodenhamer@ncagr.gov
Joe Austin	Field Staff	joe.austin@ncagr.gov
Jeff Darnell	Field Staff	jeffrey.darnell@ncagr.gov
Edward Davis	Field Staff	edward.davis@ncagr.gov
Chester Lowder	Field Staff	chester.lowder@ncagr.gov
Richard Reich	Field Staff	richard.reich@ncagr.gov
Scott Shoulars	Field Staff	scott.shoulars@ncagr.gov
Rodney Woolard	Field Staff	rodney.woolard@ncagr.gov

## North Carolina Continues to be One of the Most Threatened States for Farmland Loss

*North Carolina is projected to lose the nation's second-most number of farmland acres over the next 20 years.*

In July 2022, the American Farmland Trust, a national nonprofit advocating for the preservation of farmland across the country, released its latest report entitled "Farms Under Threat 2040: Choosing an Abundant Future." This report builds on their farmland loss report in 2020 and provides a projection of farmland loss in the United States by 2040.

There are three future scenarios modeled in the report:

- Business as usual (follows recent development trends)
- Runaway sprawl (higher development in suburban and rural areas)
- Better built cities (compact and dense development)

In this report, **North Carolina ranks second in the nation in potential agricultural land loss** in the three models.

The models show the acres projected to be converted in North Carolina by 2040:

- Business as usual: 1,197,300 acres
- Runaway sprawl: 1,678,100 acres
- Better built cities: 661,500 acres

Four North Carolina counties rank in the top 40 of all the counties in the United States in projected acres to be converted by 2040:

- Johnston: 19<sup>th</sup>
- Union: 23<sup>rd</sup>
- Wake: 32<sup>nd</sup>
- Iredell: 38<sup>th</sup>

In this report, **North Carolina ranks sixth in the nation in the percentage of agricultural land projected to be converted by 2040.** North Carolina is the highest-ranked state that is not located in New England or the mid-Atlantic.

Seven North Carolina counties rank in the top 45 of all the counties in the United States in the percentage of remaining agricultural land to be converted by 2040:

- Mecklenburg: 2<sup>nd</sup>
- New Hanover: 13<sup>th</sup>
- Transylvania: 21<sup>st</sup>
- Wake: 23<sup>rd</sup>
- Clay: 30<sup>th</sup>
- Watauga: 39<sup>th</sup>
- Macon: 41<sup>st</sup>

## NC ADFP Trust Fund Military Projects

### NCDA&CS Military Partnership Agricultural Conservation Easements since July 2016

Since the establishment of the Eastern North Carolina Sentinel Landscape in July 2016, the NCDA&CS Agricultural Development and Farmland Preservation Trust Fund (ADFPTF) has partnered with the U.S. Air Force, U.S. Marine Corps, and U.S. Navy to record conservation easements. NCDA&CS and the military services provided funds for easement purchases and transactional costs to permanently protect working farms and forests in military training priority zones. In some cases, the U.S. Department of Agriculture provided additional funds for easement purchases.

Military Partner	Acres Conserved	Easements Recorded	Counties
USAF-Seymour Johnson Air Force Base	10,905.124	20	Bertie, Hyde, Tyrrell, Washington
USN-Marine Corps Installations East	2,214.591	3	Pamlico, Jones
<b>Total</b>	<b>13,119.715</b>	<b>23</b>	<b>6</b>

The Working Lands Trust (WLT) worked with landowners, private partners, contractors, along with local, state, and federal staff to complete the projects. WLT is the easement holder for these conservation easements.

### N.C. Military Affairs Commission Memorandum of Understanding

The previous Memorandum of Understanding (MOU) between the N.C. Military Affairs Commission and the N.C. Department of Agriculture and Consumer Services was closed in mid-2024. A new MOU with the N.C. Military Affairs Commission was signed this year. NCDA&CS is contracted to use a portion of the funds for coordination and outreach and will subcontract the remainder to Working Lands Trust and the North Carolina Foundation for Soil and Water Conservation to support activities in the Eastern North Carolina Sentinel Landscape (ENCSL). The total funding amount under the new agreement is \$150,000 per year.

Below is a general description of the activities and balances:

Purpose	Balance
Three positions within the NCDA&CS dedicated to outreach, technical assistance, legal services, and administrative support for Sentinel Landscape programs.	\$40,100.00
WLT will expand coordination and improve shared communication to sustain linking military readiness, inclusion of working lands, and conservation through publications and landowner outreach.	\$53,467.00
North Carolina Foundation for Soil and Water Conservation will expand outreach efforts at the community level in the 33-county area of ENCSL.	\$53,467.00
NCDA&CS will provide 45 percent of the available funding through this MOU to fund the Eastern North Carolina Sentinel Landscape Coordinator position.	\$120,305.60
<b>Total</b>	<b>\$267,339.60</b>

### Priority Parcels in the ENCSL

The ADFPTF has been working extensively to engage willing landowners to place farms and forests under option for conservation easements and move priority parcels under contract. After contracting, funding partners work with qualified easement-holding entities, like county governments and nonprofit land trusts, to record conservation easements.

The ADFPTF has contracted **2,886.2 acres** of privately-owned farms and forests determined by military partners to be in areas vital to the training mission of the armed services. The total project value for these conservation easement contracts totals \$5.8 million. The ADFPTF leveraged over \$3.5 million in federal funds for these projects.

### Military Partnership Contracts

The following contracts are funded through the military services and the ADFPTF. These conservation easement projects total **2,886.2 acres**.

#### SJAFB Priority Area

County	Grant Recipient	Acres	SJAFB Funds	ADFPTF Funds	USDA Funds	Total Project Value
Washington	WLT	1,164	\$766,225.00	\$766,225.00	\$1,455,000.00	\$2,987,450.00
<b>Totals</b>		<b>1,164</b>	<b>\$766,225.00</b>	<b>\$766,225.00</b>	<b>\$1,455,000.00</b>	<b>\$2,987,450.00</b>

## MCIEAST Priority Area

County	Grant Recipient	Acres	MCIEAST Funds	ADFP TF Funds	USDA Funds	Total Project Value
Jones	WLT	138.68	\$73,583.77	\$97,483.77	-	\$182,067.55
Jones	WLT	31.04	\$21,344.81	\$45,244.81	-	\$77,589.62
Jones	WLT	197.30	\$208,082.98	\$231,982.98	-	\$451,065.95
Onslow	WLT	485.01	\$298,375.00	\$317,175.00	-	\$626,550.00
Pamlico	WLT	870.17	\$701,420.00	\$709,720.00		\$1,475,412.00
<b>Totals</b>		<b>1,722.20</b>	<b>\$1,302,806.56</b>	<b>\$1,401,606.56</b>	—	<b>\$2,812,685.12</b>



## **Outreach and Marketing: Workshops, Webinars, and the Friends of Farmland Award**

*Second Annual NC Friends of Farmland Award Presented to Wake County; Farmland Preservation Staff Provided Outreach and Technical Assistance to Land Trusts, Soil and Water Conservation Districts, and County Governments Statewide*

The Farmland Preservation Division of the North Carolina Department of Agriculture and Consumer Services celebrated and promoted farmland preservation efforts across the state through a set of public initiatives.

Agriculture Commissioner Steve Troxler presented Wake County with the North Carolina Friends of Farmland Award on May 20 for its innovative farmland preservation initiatives, which have already preserved 238 acres of farmland.

The award recognizes an individual or group that delivers exemplary service in the preservation of North Carolina working lands and undertakes extraordinary efforts to foster the growth, development and sustainability of North Carolina farms.

“I cannot say enough about Wake County and the innovative ways county leaders have focused on farmland preservation, from revamping its Farmland Preservation Ordinance to hiring a Farmland Preservation Coordinator housed in the Soil and Water Conservation District office,” Troxler said in presenting the award at the Wake County Board of Commissioner’s meeting.

In terms of innovation, Troxler noted that Wake County has allocated the rollbacks from Present-Use Value to fund the program, meaning it takes the taxes from when land is converted for development and uses it to preserve the remaining agricultural lands in the county.

“I would love to see every county in the state implement a similar program, because we can see these efforts paying off here in Wake County,” he said.

“I appreciate Commissioner Troxler for recognizing the value and importance of our innovative Farmland Preservation Program, which has already preserved nearly 240 acres in Wake County,” said Wake County Commissioner Vickie Adamson. “We’re proud to be a role model for other counties who want to proactively protect land for producing food and protecting wildlife habitat and water quality.”

According to the 2022 Census of Agriculture, Wake County has 664 farms on 62,323 acres. These farms run the gamut from sales of less than \$2,500 to sales of \$100,000 and up. Of those, 432 Wake County farms are considered small farms, with sales of under \$10,000.

“Farmland matters to every one of us because it is the foundation of our food production. I know there are a lot of grocery stores in Wake County, but we can’t forget that our farms are the source of our food,” Troxler said. “Farmland preservation helps ensure we have the natural resources we’ll need to continue to feed ourselves and others.”

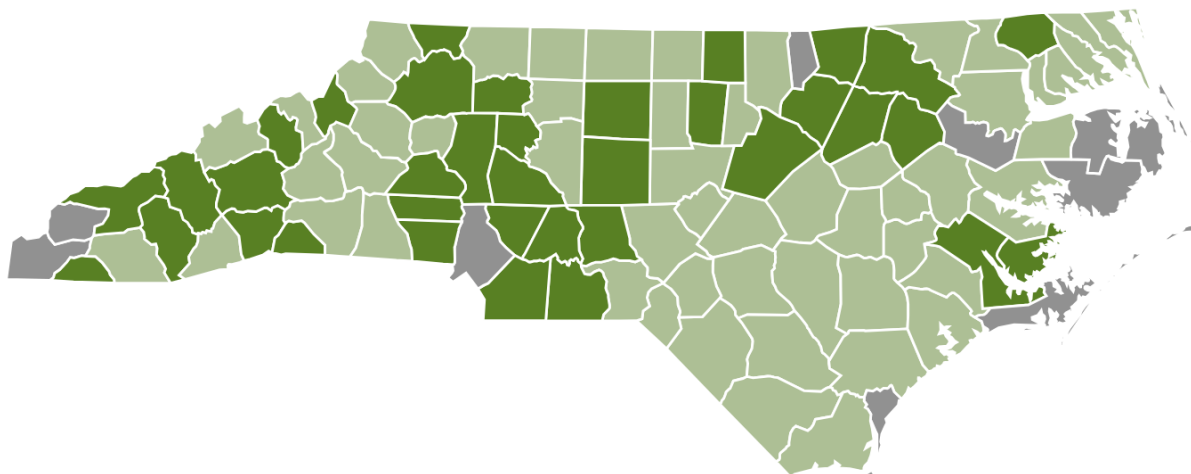


*Agriculture Commissioner Steve Troxler presents the North Carolina Friends of Farmland Award to Wake County. Pictured are the Wake County Board of Commissioner, Wake Soil and Water Board of Supervisors, Wake County Agricultural Advisory Board, and Wake Soil and Water Conservation District Staff.*

Additionally, Farmland Preservation hosted three conservation easement-focused workshops in November and four Voluntary Agricultural District-focused webinars in January and February. The in-person workshops, held in Kinston, Pittsboro, and Crossnore, were for local governments, land trusts, conservation nonprofits, and other entities involved in applying, recording, and monitoring conservation easements. Landowners interested in conservation easements for their working farm or forest could attend to learn more about the lifecycle of conservation easements. The workshops were free and open to the public.

Each VAD webinar covered a specific topic of interest to counties and the local entities that administer their VAD programming. The first one covered the process of updating county VAD ordinances to comply with the 2021 changes to the NC General Statute, which authorizes VAD in North Carolina. The next webinar was a VAD 101 session, which provided a more comprehensive look at the program for those new to VAD. The third dealt with VAD public hearings, including when one is legally required to be held and how those meetings should be conducted. The final webinar reviewed VAD program recordkeeping and utilized presentations by experienced county VAD administrators who could share their own best practices and procedures.

## Voluntary Agricultural Districts



The Voluntary Agricultural Districts (VAD) program encourages the preservation and protection of farmland by allowing landowners to recognize their farms publicly. The VAD program is a county-level ordinance that establishes an Agricultural Advisory Board that provides a voice for farm, forestry, and horticultural interests in local government. Farms enrolled in the VAD program may reduce the threat of nuisance conflicts, may allow for waivers for water and sewer assessment, and may provide public hearings for proposed condemnations. Program provisions vary by county. Enhanced VAD (EVAD) member benefits are the same as VAD, plus: may receive up to 25% of its gross sales from the sale of nonfarm products and still qualify as a bona fide farm and are eligible to receive a higher percentage of cost-share funds under the Agriculture Cost Share Program. The EVAD conservation agreement is irrevocable for ten years. The conservation agreement is automatically renewed for three (3) years absent a written notice to the county revoking the conservation agreements. There are **90 counties** with VAD programs.

Farms Enrolled in the VAD Program Statewide	10,808
Acres of Farmland Enrolled in the VAD Program Statewide	802,335.63
Farms Enrolled in the Enhanced VAD Program Statewide	961
Acres of Farmland Enrolled in the Enhanced VAD Program Statewide	59,295.70
Total Farms Enrolled in the VAD and EVAD Program Statewide	11,769
Total Acres of Farmland Enrolled in the VAD and EVAD Program Statewide	861,631.33
Total Acres Enrolled in the VAD and EVAD Program Statewide <b>Decreased by 44,299.62 Acres, or 4.88%, since 2023.</b>	
Total Farms Enrolled in the VAD and EVAD Program Statewide <b>Increased by 817 farms, or 7.45%, since 2023.</b>	

Total Counties: 90

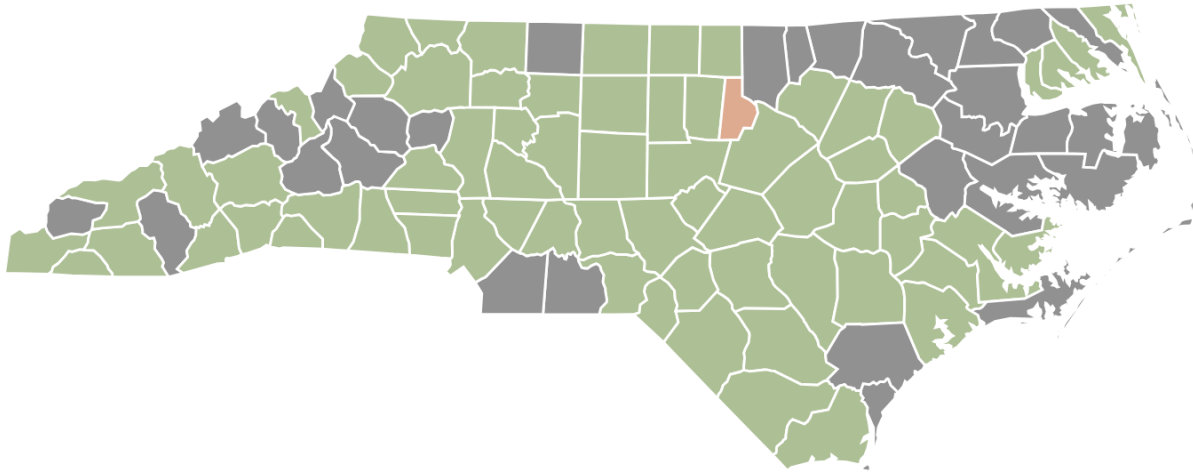
VAD: 54

EVAD: 36

No Program: 10

## Farmland Protection Plans

### *Guiding Counties to a Viable Agricultural Future*



Farmland Protection Plans are strategic proposals that define how to maintain a viable agricultural economy in a county.

These plans describe existing agricultural activity in a county, list challenges to continued family farming in the county, list opportunities for enhancing the local agricultural economy, create a schedule for implementing the plan, and identify possible funding sources for long-term support of the plan.

Farmland Protection Plans are approved by the North Carolina Department of Agriculture and Consumer Services and endorsed by the County Board of Commissioners.

There are 69 counties in North Carolina with approved Farmland Protection Plans. One county is updating their existing Farmland Protection Plan.

Total Counties with FPPs: 69

County Updating Existing Plan: 1

No FPP: 31

## NC ADFP Trust Fund Completed Grants and Match Figures

*As of September 15, 2024*

<i>Figures include conservation easements, development projects and agricultural plans.</i>					
Year	Cycle	Match Already Expended	Further Match Expected	Grant Funds Expended	Funds Still Encumbered by Contract
2006	Pilot	\$3,418,700.00	\$0.00	\$44,000.00	\$0.00
2008	Cycle 1	\$8,897,643.68	\$0.00	\$7,001,806.39	\$0.00
2009	Cycle 2	\$13,206,169.33	\$0.00	\$3,230,088.53	\$0.00
2010	Cycle 3	\$6,001,118.74	\$0.00	\$2,151,866.32	\$0.00
2011	Cycle 4	\$3,593,741.00	\$0.00	\$1,432,695.00	\$0.00
2012	Cycle 5	\$2,394,677.00	\$0.00	\$1,763,770.00	\$0.00
2013	Cycle 6 – General Appropriations (GA)	\$1,890,499.98	\$0.00	\$647,854.71	\$0.00
2013	Cycle 6 – Tennessee Valley Authority Area (TVA)	\$5,200,639.00	\$0.00	\$927,843.00	\$0.00
2014	Cycle 7 – GA	\$1,125,659.18	\$0.00	\$595,038.61	\$0.00
2014	Cycle 7 – TVA	\$1,444,198.45	\$0.00	\$1,385,549.54	\$0.00
2014	Cycle 7 – Sentinel Landscapes (SL)	\$310,317.00	\$0.00	\$284,646.00	\$0.00
2015	Cycle 8 – Military (MIL)	\$84,500.00	\$0.00	\$84,500.00	\$0.00
2015	Cycle 8 – GA	\$1,468,302.29	\$0.00	\$1,352,478.51	\$0.00
2015	Cycle 8 – SL	\$6,130.00	\$0.00	\$16,000.00	\$0.00
2016	Cycle 9 – GA	\$3,463,641.89	\$0.00	\$1,735,443.23	\$0.00
2016	Cycle 9 – MIL	\$1,213,404.03	\$0.00	\$797,718.25	\$0.00
2017	Cycle 10 – GA	\$7,538,562.39	\$0.00	\$2,548,850.17	\$0.00
2017	Cycle 10 – MIL Recurring	\$1,906,457.31	\$0.00	\$622,300.03	\$0.00
2018	Cycle 11 – GA	\$5,391,493.08	\$0.00	\$3,699,506.17	\$0.00
2018	Cycle 11 – MIL Recurring	\$3,746,374.23	\$0.00	\$1,068,629.17	\$0.00
2019	Cycle 12 – GA	\$5,251,905.46	\$0.00	\$1,817,852.31	\$0.00
2019	Cycle 12 - Nonrecurring High Efficiency Funds (NHEF)	\$11,533,689.98	\$125,760.00	\$9,228,603.91	\$329,172.58
2019	Cycle 12 – MIL Recurring	\$1,918,286.40	\$0.00	\$3,082,087.87	\$0.00

2020	Cycle 13 – GA	\$3,421,870.03	\$1,812,930.00	\$1,889,021.64	\$1,060,930.00
2020	Cycle 13 - NHEF	\$961,445.16	\$0.00	\$963,945.57	\$0.00
2020	Cycle 13 – MIL Recurring	\$1,004,091.43	\$0.00	\$775,001.44	\$0.00
2021	Cycle 14 – GA	\$8,211,735.56	\$19,541,554.28	\$3,817,188.42	\$7,303,206.93
2021	Cycle 14 - NHEF	\$0.00	\$2,830,690.00	\$0.00	\$1,013,060.00
2022	Cycle 15 – GA	\$3,022,874.17	\$10,781,440.82	\$2,934,117.60	\$6,447,544.61
2022	Cycle 15 - NHEF	\$0.00	\$1,022,100.00	\$2,055,200.00	\$2,100.00
2022	Cycle 15 – MIL Recurring	\$0.00	\$558,756.74	\$1,115,309.47	\$15,050.53
2023	Cycle 16 - NHEF	\$0.00	\$635,489.56	\$100,000.00	\$1,312,273.12
2024	Cycle 16 – GA	\$403,016.69	\$13,494,729.97	\$802,915.98	\$14,258,568.61
2024	Cycle 16 – MIL Recurring	\$0.00	\$2,986,917.00	\$0.00	\$3,007,862.00
<b>Totals</b>		<b>\$108,031,143.46</b>	<b>\$53,790,368.37</b>	<b>\$59,971,827.84</b>	<b>\$34,749,768.38</b>

## NC ADFP Trust Fund Conservation Easement Acres

*As of September 30, 2024*

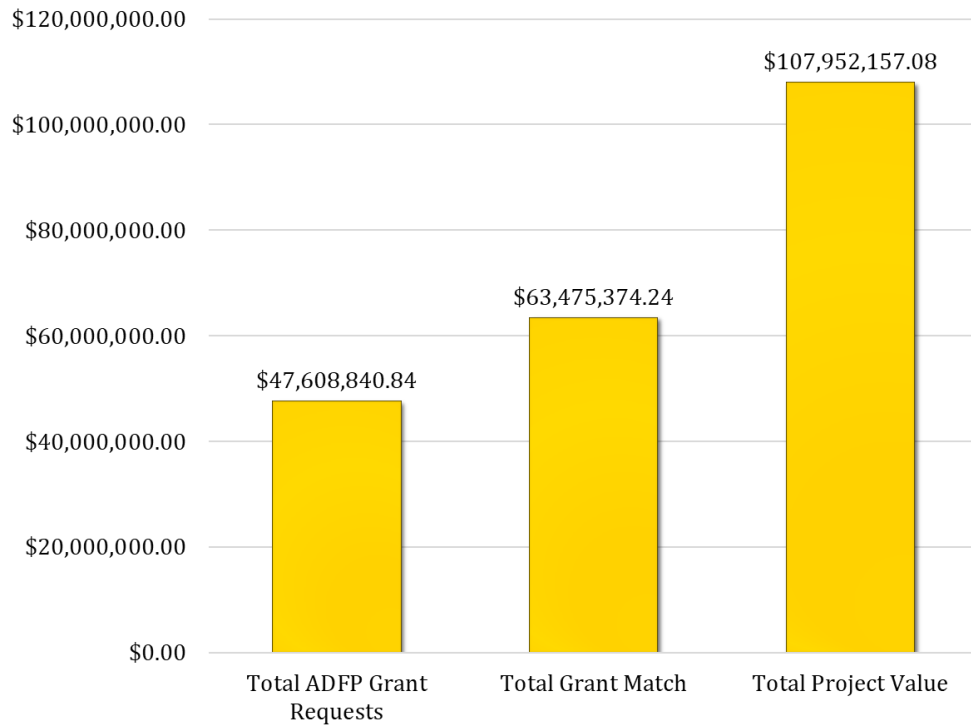
Closed Easements	
Cycle	Easement Acres Recorded
Pilot	426.679
Cycle 1	3,295.0
Cycle 2	3,167.5
Cycle 3	1,207.0
Cycle 4	715.3
Cycle 5	1,038.0
Cycle 6 – GA	470.5
Cycle 6 – TVA	726.5
Cycle 7 – GA	637.5
Cycle 7 – SL	435.6
Cycle 7 – TVA	498.6
Cycle 8 – GA	502.7
Cycle 8 – MIL	108.2
Cycle 9 – GA	1,289.0
Cycle 9 – MIL	847.8
Cycle 10 – GA	1,255.7
Cycle 11 – GA	1,451.4
Cycle 11 – MIL	2,028.7
Cycle 11 – NHEF	625.2
Cycle 12 – GA	2,801.71
Cycle 12 – MIL	2,224.93
Cycle 12 – NHEF	4,796.52
Cycle 13 – GA	805.92
Cycle 13 - MIL	684.26
Cycle 13 – NHEF	738.9
Cycle 14 - GA	815.867
Cycle 15 - GA	793.36
Cycle 15 - MIL	650.43
Cycle 15 - NHEF	1,214.82
Cycle 16- GA	49.730
<b>Totals</b>	<b>36,303.347</b>

Open Easement Contracts	
Cycle	Acres Under Contract for Easements
Cycle 12 – NHEF	353.299
Cycle 13 – GA	919.93
Cycle 14 – GA	4,563.836
Cycle 14 – NHEF	372.0
Cycle 15 - GA	2,556.953
Cycle 15 - NHEF	870.17
Cycle 16 - GA	4,967.05
Cycle 16 - NHEF	857.14
Cycle 17 - NHEF	1164
<b>Totals</b>	<b>16,624.14</b>

The NC ADFP Trust Fund recorded **2,345.367 acres of conservation easements** between October 1, 2023, and September 30, 2024.

## ADFP Trust Fund Cycle 17 Grant Requests

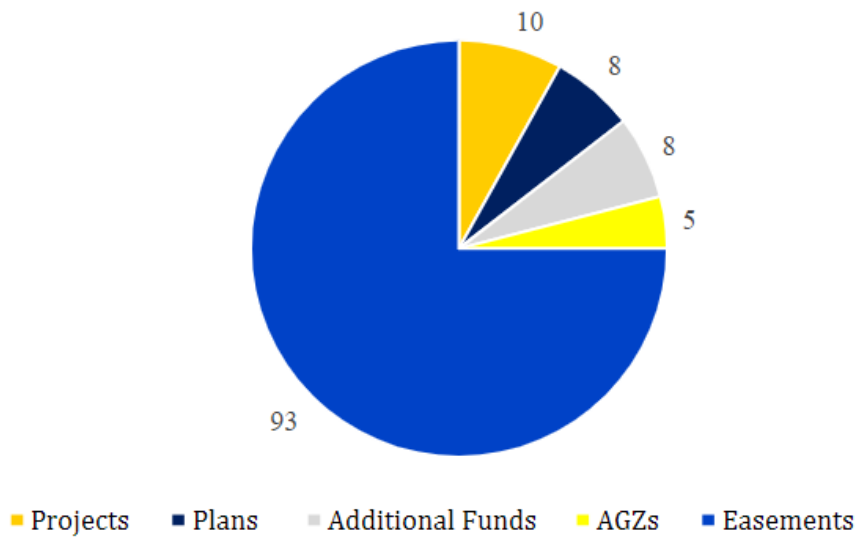
*General Appropriation Requests:*



## ADFP Trust Fund Cycle 17 Application Summary

*General Appropriations*

### Applications Per Funding Category





## ADFP Trust Fund Cycle 17 Application Summary

### Conservation Easements

Number of Easements	Total Number of Acres	Total Amount Requested from ADFPTF	Total Secured and Unsecured Match	Total Project Value
93	10,180.04	\$36,561,726.70	\$53,568,818.40	\$90,130,645.10

### Additional Funds for Conservation Easement Purchase

Number of Additional Funding Requests	Total Amount Requested from ADFPTF	Total Number of Acres
8	\$2,574,694.63	1,242.09

### Agricultural Development Projects

Number of Projects	Total Amount Requested from ADFPTF	Total Secured and Unsecured Match	Total Project Value
7	\$1,087,465.00	\$551,050.00	\$1,696,189.03

### Local Agricultural Growth Zones

Number of Local AGZs	Total Amount Requested from ADFPTF	Total Secured and Unsecured Match	Total Project Value
5	\$6,894,000.00	\$9,105,674.00	\$15,999,674.00

### Agricultural Plans

Number of Plans	Total Amount Requested from ADFPTF	Total Secured and Unsecured Match	Total Project Value
8	\$108,600	\$23,075.00	\$132,675.00

*Projects and plans are designated as local (1-3 counties), regional (4-20 counties), and statewide (21 counties or more) projects. All 15 project and plan applications for Cycle 17 have a local scope.*

## ADFP Trust Fund Cycle 17 Grant Awards Summary

General Appropriations Perpetual Conservation Easement Awards  
in Funding Priority Order

Project	Grantee	County	Acres	ADFPTF Grant	Secured Match	Project Value
Waller Farm Phase 2 (North)	Three Rivers Land Trust	Rowan	87.42	\$460,686.00	\$444,286.00	\$904,972.00
Bennett Farms	Working Lands Trust	Rockingham	80.00	\$1,180,275.00	\$1,166,175.00	\$2,346,450.00
Olufs Farm - Misty Morning Ranch	Working Lands Trust	Moore	53.89	\$150,275.00	\$141,675.00	\$291,950.00
Leatherwood and Sons Farm	Haywood Soil and Water Conservation District	Haywood	32.00	\$124,104.50	\$113,831.00	\$237,935.50
Equis Run Farm	Wake Soil and Water Conservation District	Wake	23.00	\$534,909.10	\$618,770.10	\$1,153,679.20
Adele Goodman Farm	Three Rivers Land Trust	Rowan	32.96	\$187,024.00	\$170,624.00	\$357,648.00
Hawkins Farm	Southern Appalachian Highlands Conservancy	Haywood	201.00	\$205,020.00	\$701,560.00	\$926,580.00
Freeman Garcia Farm	Wake Soil and Water Conservation District	Wake	28.22	\$494,080.92	\$903,805.02	\$1,397,885.94
Francis Farm	Haywood Soil and Water Conservation District	Haywood	55.44	\$239,996.00	\$233,196.00	\$473,192.00
Perry Farm	Wake Soil and Water Conservation District	Wake	64.30	\$948,082.00	\$2,153,676.70	\$3,101,758.70
Mark Richardson Farm	Working Lands Trust	Rockingham	80.35	\$1,036,178.00	\$1,022,078.00	\$2,058,256.00
Charles Thomas Wiggs Conservation Easement 3 Batten Farm Rd./Fulghum Little Creek Rd.	Johnston Soil and Water Conservation District	Johnston	159.07	\$827,025.00	\$800,825.00	\$1,627,850.00
Evans Family Farm	Three Rivers Land Trust	Rowan	118.00	\$201,150.00	\$183,950.00	\$739,100.00
Flowe Family Farm	Three Rivers Land Trust	Cabarrus	70.00	\$723,950.00	\$705,650.00	\$1,429,600.00

Ayers Family Farm	Triangle Land Conservancy	Lee	74.07	\$587,231.00	\$198,377.00	\$785,608.00
Rivers Edge Farm Phase 1	Mainspring Conservation Trust	Cherokee	25.84	\$211,925.00	\$107,465.00	\$413,830.00
Cherry Hill Farm Hayshed Project	Alamance Soil and Water Conservation District	Alamance	17.40	\$58,295.00	\$49,995.00	\$108,290.00
Turner Farm - Lenoir	Working Lands Trust	Lenoir	48.69	\$112,278.54	\$41,364.27	\$153,642.81
Ammon Bottom Farm	Mainspring Conservation Trust	Cherokee	31.08	\$269,101.00	\$124,038.00	\$511,802.00
Templeton Farm - Phase Two	Piedmont Land Conservancy	Surry	109.83	\$256,434.63	\$83,378.21	\$339,812.84
<b>Totals</b>			<b>1,392.56</b>	<b>\$8,808,020.69</b>	<b>\$9,964,719.30</b>	<b>\$19,359,842.99</b>

General Appropriations Additional Funds for Conservation Easement Purchase Awards in  
Funding Priority Order

Project	Grantee	County	Acres	Original ADFPTF Grant Request	Additional Request Award	Project Value
Randall Sluder Family Farm	Buncombe Soil and Water Conservation District	Buncombe	89.16	\$166,500.00	\$183,500.00	\$350,000.00
Langston Farm Dickinson Road	Johnston Soil and Water Conservation District	Johnston	84.40	\$469,990.85	\$503,599.50	\$973,590.35
Langston Farm Swift Creek	Johnston Soil and Water Conservation District	Johnston	51.00	\$294,470.25	\$285,486.00	\$579,956.25
Caldwell-Dietzel Farms	Three Rivers Land Trust	Robeson	302.16	\$378,200.00	\$451,875.00	\$844,075.00
Dwight Hedrick Family Farm	Three Rivers Land Trust	Davidson	163.00	\$105,400.00	\$286,200.00	\$391,600.00
Howard Farm Phase II	Three Rivers Land Trust	Davie	350.00	\$333,737.50	\$716,615.63	\$1,050,353.13
Marjorie Langston Farm	Wayne Soil and Water Conservation District	Wayne	113.37	\$329,906.50	\$47,293.50	\$377,200.00
Patricia Hedrick Family Farm	Three Rivers Land Trust	Davidson	89.00	\$127,225.00	\$100,125.00	\$227,350.00
<b>Totals</b>			<b>1,242.09</b>	<b>\$2,205,430.10</b>	<b>\$2,574,694.63</b>	<b>\$4,794,124.73</b>

## General Appropriations Agricultural Development Projects Awards in Funding Priority Order

Project	Grantee	Scope	Region	ADFPTF Grant	Match	Project Value
Union County Land Preservation and Conservation Easement Program	Union Soil and Water Conservation District	Local	Southwestern	\$15,000.00	\$4,500.00	\$19,500.00
Chatham County Farmland Preservation Plan Implementation Project	Chatham Soil and Water Conservation District	Local	North Central	\$7,375.00	\$4,050.00	\$11,425.00
Stanly Livestock Arena and Agricultural Center	County of Stanly	Local	Southwestern	\$487,326.00	\$130,000.00	\$617,326.00
Rutherford County Farmland Trusts Pilot Program	Rutherford Soil and Water Conservation District	Local	Southwestern	\$65,000.00	N/A	\$65,000.00
Yancey County Schools Animal Science Pathway Expansion Project	Yancey County Schools	Local	Western	\$450,000.00	\$155,000.00	\$605,000.00
Tuscola Farm	Haywood Soil and Water Conservation District	Local	Western	\$40,264.03	\$251,200.00	\$291,464.03
WNC Farm to Table Phase II	Southwestern NC Resource Conservation & Development	Local	Western	\$22,500.00	\$6,750.00	\$29,250.00
<b>Totals</b>				<b>\$1,087,465.03</b>	<b>\$551,500.00</b>	<b>\$1,638,965.03</b>

## General Appropriations Local Agricultural Growth Zones Awards in Funding Priority Order

Local AGZ	Grantee	Region	ADFPTF Grant	Project Value
Buncombe	Buncombe Soil and Water Conservation District	Western	\$1,945,443.00	\$6,145,433.00
Wake	Wake Soil and Water Conservation District	North Central	\$1,445,443.00	\$3,445,443.00
Orange	Orange County	North Central	\$1,445,443.00	\$3,445,443.00
Chatham	Chatham Soil and Water Conservation District	North Central	\$295,443.00	\$655,443.00
Lee	Lee County	South Central	\$489,443.00	\$1,035,117.00
<b>Totals</b>			<b>\$5,621,215.00</b>	<b>\$14,726,879.00</b>

## General Appropriations Agricultural Plans Awards in Funding Priority Order

Plan	Grantee	Scope	Region	ADFPTF Grant	Match	Project Value
Wake Farmland Protection Plan	Wake Soil and Water Conservation District	Local	North Central	\$16,900.00	\$6,500.00	\$23,400.00
McDowell Farmland Protection Plan	County of McDowell	Local	Western	\$17,000.00	\$5,100.00	\$22,100.00
Rowan Voluntary Agricultural District	Rowan County Cooperative Extension	Local	Northwestern	\$8,500.00	\$2,000.00	\$10,500.00
Franklin Voluntary Agricultural District	Franklin County Cooperative Extension	Local	North Central	\$8,500.00	\$1,275.00	\$9,775.00
Stanly Farmland Protection Plan	Stanly Soil and Water Conservation District	Local	Southwestern	\$17,000.00	\$2,550.00	\$19,550.00
Alexander Cost of Community Services Study	Alexander Soil and Water Conservation District	Local	Northwestern	\$17,000.00	\$5,100.00	\$22,100.00
Randolph Farmland Protection Plan	Randolph County Cooperative Extension	Local	North Central	\$17,000.00	None required	\$17,000.00
Randolph Voluntary Agricultural District	Randolph County Cooperative Extension	Local	North Central	\$6,700.00	None required	\$6,700.00
<b>Totals</b>				<b>\$108,600.00</b>	<b>\$22,525.00</b>	<b>\$131,125.00</b>

